

## **Go and Tell Bible Truth Concept Craft**

---

### **Jesus Left His Home in Heaven to Save Us**

#### **Craft Description**

The children will make a card that reminds them about the glorious home in heaven Jesus left in order to save us.

#### **Materials**

White paper or card stock  
Markers or crayons  
Gold sequins  
Craft hay/straw or skinny strips of yellow construction paper  
Glue

#### **Preparations**

1. Print out the craft pages and make 1 copy per child of them on white paper or card stock. Note that the two sides of the card are printed out as front and back. Use double sided format!
2. Set out markers/crayons, glue and other craft supplies.

#### **Introducing the Craft:**

"Our Big Question is: 'What Did Jesus Come to Do?'" We've learned that "Jesus Came to Bring Us to God... He Left His Home in Heaven to Save Us!" That's something very good to know. But many people don't know that. So do you know what God wants us to do? He wants us to go and tell others this very important news. So today we are going to make something we can show and tell them, too. Here's what it looks like..." (Hold up example of craft)

#### **Directions**

1. Show children your finished craft, reading the words to them.
2. Have the children color in the cross on one side of their paper.
3. Have the children flip over their papers. Have them color in the baby Jesus. Then, fill in the heaven section by gluing the gold sequins in place. Then glue straw underneath the baby Jesus for his manger. This is a great time to have them think about how wonderful heaven was and how very different it would have been for Jesus to come to earth, with straw for his bed on the night of his birth.
4. When dried, fold each paper in the middle of the long side, making it into a card.
5. Make sure to write each child's name on their craft.
6. If you have time, you can practice saying the words on the card and opening it up and showing the answer.

#### **Discussion**


This is an especially good time to re-read the key concepts and discuss them. See Deep Down Discussion Sheet for possible questions to talk about.

#### **Craft Wrap-Up:**

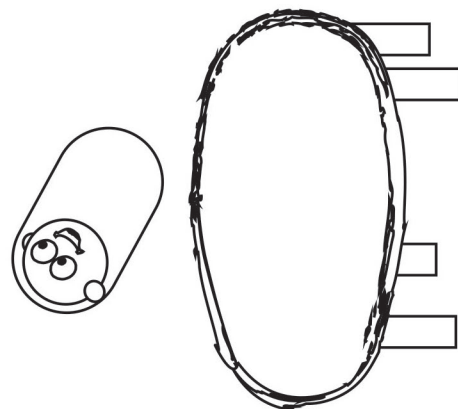
"At the end of our time together today, you get to take home your Go and Tell crafts. And what are you going to do with them? Show and tell someone the important news you've learned today: Jesus Came to Bring Us to God... He left His home in heaven to save us!". Practice holding up the card and saying the words/showing the picture on the front side, then the back side.



**Jesus, God's Son, left His  
glorious home in heaven.**

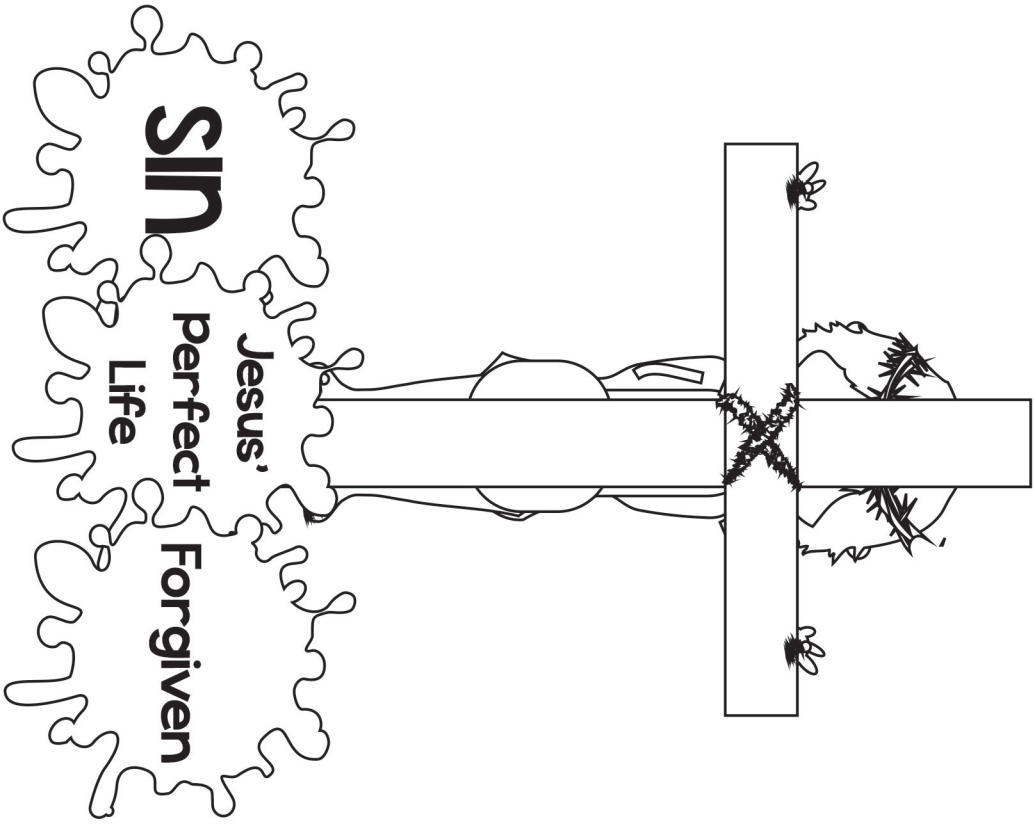


**To be born a baby,  
right here on earth.**





**He came to save us from our sins!**

**“For I have come down  
from heaven,  
not to do my own will,  
but to do the will of  
him who sent me.”  
John 6:38**



**Thank You, Jesus!**



What Did Jesus Come to Do? Jesus Came to Bring Us to God... He Left His Home in Heaven to Save Us. How amazing that Jesus would choose to leave His home in heaven to come to be our Savior! How amazing that He would suffer and die on the cross in the place of God's sinful people! But that's exactly what He did. And He rose from the dead on the third day, proving He had really done it! We, too, can become God's people when we turn away from our sins and trust in Jesus as our Savior.

## The Case of the Lover Who Left It All Behind Jigsaw Puzzle Page

Luke 1-2; John 1,6

*Make copies of picture and cut out into an appropriate number of pieces for your children.  
Or, you can print out color versions of this puzzle by downloading it from [praisefactory.org](http://praisefactory.org).*

How amazing that Jesus would choose to leave His home in heaven to come to be our Savior! How amazing that He would suffer and die on the cross in the place of God's sinful people! But that's exactly what He did. And He rose from the dead on the third day, proving He had really done it! We, too, can become God's people when we turn away from our sins and trust in Jesus as our Savior.

