

DEEP DOWN DETECTIVES



“Give-It-a-Go”

Unit 1, Bible Truth 1

Visual Aids



Curriculum for preschool and elementary age children,
training tools, music and other resources
are available for download or to order at:
www.praisefactory.org

© 2015 Praise Factory Media all rights reserved. May be reproduced by licensed user for classroom purposes only.

This and many other resources are available online at www.praisefactory.org

Scripture quotations marked (NIV) are taken from the Holy Bible, New International Version®, NIV®. Copyright © 1973, 1978, 1984 by Biblica, Inc.™ Used by permission of Zondervan. All rights reserved worldwide.www.zondervan.com

Scripture quotations marked (ESV) are from The Holy Bible, English Standard Version® (ESV®), copyright © 2001 by Crossway, a publishing ministry of Good News Publishers. Used by permission. All rights reserved.

Scripture quotations marked HCSB are taken from the Holman Christian Standard Bible®, Copyright © 1999, 2000, 2002, 2003, 2009 by Holman Bible Publishers. Used by permission. Holman Christian Standard Bible®, Holman CSB®, and HCSB® are federally registered trademarks of Holman Bible Publishers.

Table of Contents

About the “Give-It-a-Go” Materials	5
Deep Down Detectives Resources	6
UNIT 1: THE GOD WHO REVEALS HIMSELF	
How Can I Know What God Is Like? He Shows Me What He’s Like...	
Bible Truth 1: by the heart He gave me to know and love Him	7
About the Deep Down Detectives Visual Aids	8
Story	9
Big Question and Answer Sign	15
All Unit 1 Bible Truth Concepts Sign	17
Bible Truth 1 Clue Sign	19
Bible Verse Sign	21
Detective Dan’s Listening Assignment #1	23
Detective Dan’s Listening Assignment #2	25
Detective Dan’s Listening Assignment #3	33
Story Scenes	35
Other Visual Aids	61
Making the Big Question Box/Briefcase	62
Making a Flannelgraph Storyboard	63
Making Durable Storyboard Pictures	63
Making the Deep Down Detectives Bible Folder	64
Deep Down Detectives Bible Folder Picture Front Cover	65
Deep Down Detectives Bible Folder Picture Back Cover	67

About the “Give-It-A-Go” Materials

Hello, New Friend to Deep Down Detectives!

If you have gotten this far, chances are you are looking fairly seriously at this curriculum. Rather than having you download or purchase the full versions of the curriculum, I've put together this bundle of materials that will give you a chance to really understand it and to try it out.

This packet is a sort of “mini me” of resources available for each unit of Deep Down Detectives.

Included in this packet:

TOUR OF PRAISE FACTORY FAMILY OF CURRICULUM:

1. Black and White pdf of The Praise Factory Tour: Extended Version

(The color version is a huge document that would take a very long time to download). This book is your guide to understanding the curriculum basics. You can also order it through amazon in color or watch the slideshow in the Get Started section of the praisefactory.org website. But sometime, you just want something to get your hands on now! So here it is!

CURRICULUM INTRODUCTION:

2. Give-It-A-Go Introductory Materials for Deep Down Detectives

This is basically the introduction and selected appendices that is included in every volume of Deep Down Detectives Core Curriculum. We are giving it to you here, separately, because you will be referring back and forth from it to the curriculum a lot. It will be much easier for you to follow along if it's in a separate booklet of its own.

CORE CURRICULUM:

3. Give-It-A-Go Deep Down Detectives Core Curriculum for Unit 1, Bible Truth 1

(Excerpt from Deep Down Detectives Core Curriculum ESV Unit 1)

The regular volume includes all four Bible Truths included in Unit 1--more than you need if you are only in the test-drive stage.

VISUAL AIDS OPTIONS:

4. Give-It-A-Go Deep Down Detectives Visual Aids with Simple Story Scenes for Unit 1, Bible Truth 1

(Excerpt from Deep Down Detectives Unit 1 Visual Aids with Simple Story Scenes, ESV)

The regular book includes all four Bible Truths included in Unit 1--more than you need if you are only in the test-drive stage. This file is in color, because it includes all the colorful stuff! You can choose to print it out in black and white, if you want to save on ink.

Note: You can also get just the Simple Story Scenes without the other Visual Aids.

5. Give-It-A-Go Deep Down Detectives Visual Aids with Storyboard Pictures for Unit 1, Bible Truth 1

(Excerpt from Deep Down Detectives Unit 1 Small Format Visual Aids, ESV)

The regular book includes all four Bible Truths included in Unit 1--more than you need if you are only in the test-drive stage. This file is in color, because it includes all the colorful stuff! You can choose to print it out in black and white, if you want to save on ink.

Note: These are pictures from the Small Format Visual Aids book for Unit 1, Bible Truth 1. They are great for a felt storyboard that is in the 24" x 36" to 36" x 48" range. There are also larger versions of these pictures in the Unit 1 Visual Aids books. Those larger pictures are for storyboards no smaller than 36" x 48".

6. Deep Down Detectives audio music files for Unit 1, Bible Truth1 ESV Songs.

Enjoy!

Deep Down Detectives Curriculum Resources

There are five companion resources for each of the sixteen units of Deep Down Detectives. Use whichever resources are useful to your setting. Deep Down Detectives resources are available as free, digital downloads at praisefactory.org, or for purchase as hard copies through amazon.com.

Make sure to check out the “Bits and Pieces” section of the Deep Down Detectives curriculum online. It has all of the resources separated out making it easy for you simply to pick, choose and print out whatever you want.

Deep Down Detectives Core Curriculum Book, ESV/NIV for each unit

The Deep Down Detectives Core Curriculum book contains the curriculum introduction, the lesson plans, stories, music, activities and take home sheets for each of the units.

Deep Down Detectives Visual Aids with Simple Story Scenes, ESV/NIV for each unit

This resource provides large, colorful signs of the key concepts used in the unit, PLUS, easy-to-use, colorful scenes that you hold up in sequence as you tell the story. The story text for each scene is printed on the bottom of each scene.

Deep Down Detectives Simple Story Scenes, ESV/NIV for each volume

This resource includes only 2-page overview for Bible Truth, the story scenes, and take home sheets. This is a great, basic resource for use at home and in many classroom teaching situations.

Deep Down Detectives Small Format Visual Aids, ESV/NIV (Small Format Storyboard Pictures) for each volume

This resource provides large, colorful signs of the key concepts used in the unit, PLUS, colorful storyboard (flannelgraph) pictures to cut out and use as you tell each story. These storyboard pictures are for use with storyboards at least 24" x 36" in size.

Deep Down Detectives Large Format Visual Aids, ESV/NIV (Large Format Storyboard Pictures) for each volume

This resource provides large, colorful signs of the key concepts used in the unit. It also provides colorful storyboard (flannelgraph) pictures to cut out and use as you tell each story. These storyboard pictures are for use with storyboards 36" x 48" in size.

All of these materials may be photocopied for non-commercial church, classroom or school use by licensed users.

Other Resources in the Praise Factory Family of Curriculum

Deep Down Detectives is the second in a family of three, inter-related curriculums:

- Hide 'n' Seek Kids (focus group: ages 2-4; adaptable range: ages 2-pre-K 5's)
- Deep Down Detectives (focus group: ages 4--6's; adaptable range: ages 3-2nd grade)
- PFI: (focus group: grades K-5th grade; adaptable range: pre-K 5's-6th grade)

Each curriculum teaches the same biblical themes, but are presented in greater depth as the children grow and develop. Together, the curriculums work like an expanding spiral of truth that returns to reinforce the same truths with each curriculum, yet leading the children to deeper understanding with each step up.

Learn more about these curriculums as well as other resources and ideas for reaching children with the gospel at: www.praisefactory.org.

DEEP DOWN DETECTIVES



Visual Aids

Unit 1,

Bible Truth 1

About the Deep Down Detectives Visual Aids

How Are They Used?



The Deep Down Detectives Visual Aids book is a companion resource to be used alongside the Deep Down Detectives Core Curriculum book for each unit. These colorful pictures are used in presenting the key concepts; telling the Bible stories; and, in playing the Bible Story Review games.


What Do They Include?



There are four different resources included in this book:

- 1. Key Concept Visual Aids**-- colorful signs of the Big Question and Answer, the Bible Truth, the Bible verse, and the Listening Assignments to use with the 3 lessons for each Bible Truth.
- 2. The Story Scenes, themselves.** Notice that each scene is numbered and that there is a brief summary of the story that corresponds to the picture. You can actually just tell the story in a simple way by using only the text at the bottom of each Story Scene.
- 3. Directions** for making the Deep Down Detectives "Bible" Folder and the **back/front images** to paste in place when making it. (Larger back/front images are found online with the curriculum.)
- 4. Directions** for how to make a homemade flannelgraph storyboard and sturdy Story Scene pictures are found in the back of this book.

Ready, Set, Rip It Out!



This book is meant to be ripped up and made into your visual aids. The key concept signs can be cut out and laminated or slipped into sheet protectors. The Story Scenes can be put in sheet protectors or laminated, too.

Store It!



Deep Down Detectives is a curriculum that can be used over and over. Store your visual aids and storyboard pictures after using them and they will serve you for many years. We store ours in manilla envelopes and then put them (along with all the rest of the curriculum) in magazine files, labelled by Bible Truth. If you have multiple classes using the curriculum, store each set of resources in separate manilla envelopes. This will make prep much simpler, second time around.

Replacement Story Scene Pictures



You can always purchase this book again or simply go online and print out any scenes that go missing.

Other Options



You can also choose to tell the story in a more traditional flannelgraph way by using your own flannelgraph figures or by purchasing/free downloading the Storyboard Pictures (large and small format size available). This is more complex and requires more preparation, but some love it. And, it does allow for kids to interact more by helping to place pictures up on the board as you tell the story.

UNIT 1: The God Who Reveals Himself

Unit Big Question (and Answer): “How Can I Know What God Is Like? He Shows Me What He’s Like!”

Unit Bible Verse: “For behold, He who formed the mountains, creates the winds, and declares to man what is His thought. The LORD, the God of hosts, is His name.” Amos 4:13 ESV

Bible Truth 1 Concept: God Shows Me What He’s Like...by the heart He gave me to know and love Him!

God made people with a special heart, so they could know and love Him. This isn’t the heart that pumps blood through our body. This is something very different. We can’t feel this heart inside of us like we can feel the heart that beats in our chest. This heart is even more amazing! THIS heart will never die--it lives forever! The Bible also calls this heart a spirit or a soul. And it’s with this very special heart that God shows us what He’s like.

Bible Truth 1 Bible Verse: Psalm 63:1, 5 ESV

“O God, you are my God; earnestly I seek you; my soul thirsts for you; my flesh faints for you, as in a dry and weary land where there is no water...My soul will be satisfied as with fat and rich food, and my mouth will praise you with joyful lips.”

Learn a Little: “O God, I seek you; my soul thirsts for you.”

Meaning

When we play outside and it is very hot, we get so thirsty! There’s nothing we want more than a nice, cool drink of water! God made our hearts to need to know and love Him, just as much as our bodies need water when we are thirsty! Only God can really satisfy us and make us happy.

God’s people know this. They earnestly seek God. That means they try hard to get to know God. They spend time thinking about God and talking to Him. They read His Word, the Bible. He works in their heart (or soul, another Bible word for heart). He helps them know and love Him. God’s people praise Him for making them happy. We can become God’s people when we turn away from our sins and trust in Jesus as our Savior.

Bible Truth 1 ACTS Prayer

- A** We praise you, God, that You show us what You are like! You are our great Maker. You made us with hearts to know and love you!
- C** In our hearts, we know that You are God and we should obey You, but many times we don’t want to. We like to do things our own way. Please forgive us. Please change our hearts so that we want to know and obey You.
- T** Thank You for helping us to learn more about You. Thank You for wanting us to know You.
- S** Work deep inside our hearts. Help us to turn away from our sins and trust in Jesus as our Savior. Help us to know You. Put in our hearts the special kind of happy that only You can give. Help us to go and tell others what we’ve learned. In Jesus’ name we pray. Amen.

Bible Truth 1 Story**The Case of the Young Man with Something Special Inside**

1 Samuel 17:1-11, 34-58; Psalm 19; Psalm 23

Songs Used in Bible Truth 1

Big Q & A 1 Song

Big Question 1 Song

Big Question 1 Bible Verse Song: The LORD Declares Amos 4:13, ESV

Extra Big Question 1 Bible Verse Song: He Who Declares His Thought Amos 4:13, ESV

Extra Big Question 1 Bible Verse Song: He Who Forms the Mountain Amos 4:13, ESV

Extra Big Question 1 (Unit) Bible Verse Song: Behold Amos 4:13, ESV

Extra Big Question 1 (Unit) Bible Verse Song: For Behold Amos 4:13, ESV

Big Question 1 Hymn: Joyful, Joyful, We Adore Thee

Big Question 1 Praise Song: Oh! Oh! Oh! How Good is the Lord

Bible Truth 1 Bible Verse Song: O God, You Are My God Psalm 63:1,5, ESV

Bible Truth 1 Extra Bible Verse Song: You Are My God Psalm 63:1,5 ESV

Bible Truth 1 Extra Bible Verse Song: "As a Deer" Psalm 42:1-2, HCSB

listen to or download songs for free at <https://praisefactory.org>: Deep Down Detectives Music page

For complete lesson plan, many activities, and take-home sheets, see the Core Curriculum book for this unit. This is available through Amazon as hard copies, or free downloads through the praisefactory.org website.

The Case of the Young Man with Something Special Inside*1 Samuel 17:1-11, 34-58; Psalm 19; Psalm 23***Story-telling Tips**

Ahead of time:

1. Read the Bible verses and story. Pray!
2. Choose story action cues and/or prepare Story Scenes, if using. (Included in the Visual Aids books)
3. Practice telling story with the Story Scenes, timing your presentation. Shorten, if necessary.

During your presentation:

1. Maintain as much eye contact as possible as you tell the story.
2. Put up Story Scenes/add story action cues as you tell the story. Allow the children to help you put them on the board, if desired.
3. Include the children in your story with a few questions about what they think will happen or words/concepts that might be new to them.

INTRODUCTION/ LISTENING ASSIGNMENTS

"Our story is called: The Case of the Young Man with Something Special Inside. Here is your listening assignment..." *Read from Detective Dan's Listening Assignment signs, but questions are summarized below:*

Detective Dan's Lesson #1 Listening Assignment:

I need to find out:

- 1. Who was the young man?**
- 2. What was the something special he had inside?**

Detective Dan's Lesson #2 Listening Assignment:**Our Bible Verse is Psalm 63:1,5 ESV**

"O God, you are my God; earnestly I seek you; my soul thirsts for you; my flesh faints for you, as in a dry and weary land where there is no water...My soul will be satisfied as with fat and rich food, and my mouth will praise you with joyful lips."

I need to find out:

- 1. Who had a soul thirsty for God?**
- 2. How did God satisfy his heart?**

Detective Dan's Lesson #3 Listening Assignment:

I found six clues, but only 4 of them are in the story.

They are: a tiger; a harp; a sling shot; a giant; a flashlight; and a lion.

Hold each of them up for the children to see as you identify them.

I need to figure out:

- 1. Which four belong in the story and which two don't?**
- 2. Which one did David use to praise God? How?**

Read the assignment questions, THEN SAY,

"Ok, Deep Down Detectives! Put on your best listening ears and see if you can hear the answers to Detective Dan's questions. When I finish telling the story, we will see if we can answer all the questions."

Read the Bible Truth story, answer questions, present the gospel and lead in prayer.

Listening Assignments answers; the gospel; and, an ACTS prayer are included with the story text at the end.

The Case of the Young Man with Something Special Inside 1 Samuel 17:1-11, 34-58; Psalm 19; Psalm 23

Story with lines separating paragraphs (text in bold, optional interaction cues in italics)

David was a shepherd boy. Day and night, he watched his father's sheep out in the hills to keep them safe.

Pretend like you are holding a shepherd's crook in one hand. Hold other hand over eyes and turn head as if you were looking around.

At night, David would sit out under the stars and think about God. God spoke to David in his heart as he thought about God and His Word, the Bible.

David knew God and loved Him. And David knew that God loved him, too. David played his harp and sang songs to God as he watched over the sheep.

Pretend to play harp.

Sometimes as David watched the sheep, a hungry lion or bear would come. They would sneak up and try to catch a sheep for their supper. Yum! Yum!

Can you roar like a lion or a bear?

A lion or bear could kill more than a sheep. They could kill David with their big, sharp teeth and claws. But David didn't run away. Why? Because David knew God in his heart. He believed God was with him and would help him to be the good shepherd He wanted David to be.

But was David right? WOULD God be with him? Would He help him...even against big, hungry lions and bears?

What do you think? Would God help David?

Yes, David WAS right! Yes, God WOULD help him! God gave David courage in his heart to stand up to those big, hungry animals.

But God gave David more than courage. He gave him a good shot with his sling, too! too! So, David went after those lions and bears instead of running away! He wasn't going to let them have a sheep supper! No!

He put a rock in his sling and swung it round and round his head. Then, at just the right moment, he let it go! Away the stone flew through the air towards the big, hungry bear. "Zingggggg!"

David's rock struck the fierce animal in just the right place! "Thump!" and down to the ground it went.

But sometimes even that wasn't enough! Sometimes the bear or lion would get back up and fight David. It wasn't going to give up its dinner that easily! Even then, God helped David. David would seize the fierce animal by the fur and kill it. Wow! Then at last, David would pull the poor, scared, woolly, wet bundle of sheepy fluff out of the animal's big, sloppy mouth and carry it off to safety.

Can you make a baa like a poor, scared sheep?

Story with lines separating paragraphs (text in bold, optional interaction cues in italics)

David praised God for helping him. "God, I am the shepherd that keeps my father's sheep safe, but You are the shepherd who takes care of me," David exclaimed. "I love You! Thank You for always being with me and helping me! You work in my heart. You help me do everything You want me to do," David prayed.

"Yes, because You are with me, I will not be afraid of anything...not even lions or bears...not even death! You will give me everything I need," David told God.

One day David's father had a special job for David. "Go and take food to your big brothers. They are away with the other men fighting our enemies, the Philistines. These enemies want to take over our land. They are strong and have big weapons that we don't have! It's going to be hard to beat them. Your brothers will need more food if they are going to fight well," he told David.

So David took the food and went walk, walk, walking off to where his brothers and the other men were fighting the Philistines.

Walk in place with David.

But when David got there, he was very surprised at what he saw. Yes, there were his big brothers and (20) the other men.

Yes, there were the strong enemies with all their weapons. But, NO ONE WAS FIGHTING!

Why was no one fighting? Because David's brothers and the other men were too busy looking and listening and trembling with fear at GOLIATH, the huge enemy who was yelling at them!

"One of you, come out here and fight me!" Goliath shouted at David's brothers and the other men. "If your man beats me, then your people win! But, if I beat your man, then our people win...and you have to give us YOUR land!" Goliath told them.

Yikes! No wonder no one was fighting! Who could beat Goliath?! He was nine feet tall (that's a lot taller than even your Daddy!) And oh, Goliath was so strong! And oh, Goliath had such big weapons...including a huge, heavy, sharp sword! Who would ever think they could fight this giant and win? Not David's brothers! Not the other men! Not even mighty King Saul, their king!

That's why David's brothers and the other men just stood there, trembling, as Goliath shouted at them again and again. And that's why when Goliath finished shouting, they all ran away in fear!

Make a scared face and run in place like you are running away!

No, there was not a single man who thought he was strong enough to fight Goliath and win!

Story with lines separating paragraphs (text in bold, optional interaction cues in italics)

When David reached his brothers, he listened to Goliath's shouting, too. He saw how tall Goliath was and how strong his weapons were. He knew Goliath was a lot stronger than him, too. But David wasn't scared by Goliath like David's brothers and the other men! No, David was not scared...he was MAD!

Make a mad face.

Goliath shouldn't say bad things about God! Goliath shouldn't say bad things about God's people! GOLIATH MUST BE STOPPED!

And David knew how...

What do you think David had in mind? How could Goliath be stopped?

David went to King Saul and told him, "Don't worry about big, tall Goliath! I'll fight him!"

King Saul was shocked. "David, you are not big like Goliath. You are not even as big as my men," King Saul told him. "You have no long, sharp sword or strong armor," he said.

Pretend to wave a big sword back and forth.

"Why aren't you scared to fight Goliath like the others? What hope do you have of beating him?" the king wanted to know. "How can you fight Goliath like this?"

David knew King Saul was right. He was younger and smaller than the rest of the men. He had no strong weapons. By himself, he knew he had NO CHANCE of beating Goliath. Yes, the king was right.

But David knew King Saul was wrong about something, too. King Saul was forgetting about their God! He was the one, true, living God. He could help His people beat their enemies...even mighty Goliath. David knew and loved God in his heart. David knew God would help him, just like He had before.

Put your hand over your heart.

"King Saul, I am a shepherd. God has protected me many times from lions and bears. He helped me fight them and win with just my sling," David told him. "Goliath is no different from a lion or bear. God will protect me. He will help me beat him, too," David told him. So David went out to fight Goliath.

"Ha, Ha, Ha!" Goliath laughed as he saw David come out to fight him. He called David bad names and made fun of him. What a joke! David was so young and small compared with the other soldiers. He didn't even wear any armor! Why, he didn't even carry a sword! He would get rid of puny, little kid in no time at all!

Make a loud, mocking laugh.

But David didn't care what Goliath said or thought. He knew God deep inside his heart. He trusted in Him. "I have come in the Name of the Living God! He will help me strike you down!" David shouted back to Goliath.

Then David went down to the stream and picked up five, smooth stones. He put one in his sling. He swung his sling round and round his head and then let the first stone go. "Zingggggg!"

Count from 1 to 5 as you stoop over and pretend to pick up five stones. Then make circular motion over head as if winding up the sling and letting it go.

Story with lines separating paragraphs (text in bold, optional interaction cues in italics)

The stone went whizzing fast through the air and hit Goliath, “Thump!”, right on the forehead.

Thump your head with the palm of your hand.

Down, down, down, Goliath fell. He hit the ground with a great, big thud. Then David took Goliath’s very own sword and killed him. When the rest of the enemies saw that the LORD had helped David beat big Goliath, they ran away scared... with King Saul, David’s big brothers and the other men chasing them all the way back home!

Run in place.

How David’s brothers and the other men praised God when it was all over! How David praised God, too! David knew and loved God in his heart. He had believed God would give him victory...and God certainly did! And now everyone else—even all those enemies—could see that the LORD really was the one, true, living God, too.

Let’s raise our arms and praise God, too! Yay!

Cracking the Case: (story wrap-up for Listening Assignments)

It's time to see how we did with our Listening Assignment.

Detective Dan's Lesson 1 Listening Assignment:

1. Who was the young man? David.

2. What was the something special he had inside?

A heart to know and love God, given to him by God. A heart filled with the special happiness that only God can give.

For You and Me:

Just like David, God has given us a heart to know and love Him. We can ask God to show us what He's like and help us to know and love Him. We can ask God to give us His special kind of happy like He gave David.

Detective Dan's Lesson 2 Listening Assignment:

Our Bible Verse is: Psalm 63:1,5 ESV

"O God, you are my God; earnestly I seek you; my soul thirsts for you; my flesh faints for you, as in a dry and weary land where there is no water...My soul will be satisfied as with fat and rich food, and my mouth will praise you with joyful lips."

1. Who had a soul thirsty for God? David did.

2. How did God satisfy his heart? David spent time learning about God, thinking about God, talking to God, and living for God. As he did, God worked in David's heart, satisfying him, giving him the special kind of happy that comes only from God.

For You and Me:

Just like David, God wants us to learn about Him, think about Him, talk with Him and live for Him. He wants to satisfy our hearts with Himself and His special kind of happy like He gave to David. We can ask Him to help us.

Detective Dan's Lesson 3 Listening Assignment:

Our six clues were: a lion, a stream, a tiger, a giant, a flashlight and a harp.

1. Which four belong in our story?

The harp, sling shot, giant and lion.

2. Which one did David use to praise God? How?

David used the harp to praise God. He thought about God and sang songs of praise from his heart as he played his harp.

For You and Me:

David thought about God and sang praises to Him. God worked in his heart, helping David know and love Him. God can help us know and love Him, too, as we think about Him and praise Him.

The Gospel (story wrap-up if NOT using Listening Assignments)

Our Bible Truth is:

How Can I Know What God Is Like?

He Shows Me What He's Like...

by the heart He gave me to know and love Him!

God gave each of us a heart to know and love Him, too. He wants us to say "no" to disobeying Him and trust in Jesus as our Savior. When we do, God will forgive our sins and save us! He will live in our hearts, helping us know Him now. He can satisfy our heart, giving us a special kind of happy only He can give. And one day, we will go to live with Him in heaven forever. That will be best of all!

Close in prayer.

Closing ACTS Prayer

A We praise you, God, that You show us what You are like! You are our great Maker. You made us with hearts to know and love you!

C God, In our hearts, we know that You are God and we should obey You, but many times we don't want to. We like to do things our own way. Please forgive us. Please change our hearts so that we want to know and obey You.

T Thank You for helping us to learn more about You. Thank You for wanting us to know You.


S Work deep inside our hearts. Help us to turn away from our sins and trust in Jesus as our Savior. Help us to know You. Put in our hearts the special kind of happy that only You can give. Help us to go and tell others what we've learned.

In Jesus' name we pray. Amen.

Go to Lesson Plan, p.9 for the script to the rest of the lesson.



How can I know what God is like?



ANSWER:

He shows me what He's like!

VISUAL
AID

#1

take out



of BQB

The Big Question

Hold up the Big Question sign for all the children to see, and say:

The Big Question we are investigating today is
Big Question Number 1:

How Can I Know What God Is Like?
and the Answer is:
He Shows Me What He's Like!

Meaning:
"God made us. He wants us to know what He is like so we can know Him, love Him, and praise Him.

God shows us what He is like by the heart He gave us to know and love Him; through all of His creations we see around us; through His Word, the Bible; and most of all, through His very own Son, Jesus Christ."

Let's sing our Big Question Song: "


Big Q & A I Song

DDDESV Songs 1, track 12

(adapted version of "This Is the Way We Wash Our Clothes")

How can I know what God is like,
God is like, God is like?
How can I know what God is like?
He shows me what He's like!

BIG QUESTION 1: Four ways God shows us what He's like



Visual
Aid

#2

take out



of BQB

This Unit's Bible Truths

"God shows me what He's like" is a good beginning, but there's so more to learn. So it's time for us to dig down even deeper for more answers to our Big Question about God. We're going to be learning **FOUR** Bible truths that all tell us something about how God shows us what He's like.

Let's look at our Bible Truth Clue and figure out which of these four truths we will be learning about today. Who would like to get it out of the Big Question Briefcase for me?"

Choose a child to get it out and hand it to you, then hold it up and show them the pictures with the four truths they will be learning.

After everyone has had a good look at it, say...

"Ok, now let's look at our Bible Truth Clue and see if we can figure out which of these four truths we will be learning about today. Who would like to get it out of the Big Question Briefcase for me?"

Choose a child to open the briefcase, take out the Bible Truth Clue and hand it to you.

CAN YOU GUESS BIBLE TRUTH I:

How Can I Know What God Is Like?

He Shows Me What He's Like... by the ???? He gave me
to know and love Him!

HINT: What do we love with?



By the HEART He gave me
to know and love Him!

Visual take out

Aid

#3



of BQB

Revealing the Bible Truth

We Are Learning

Hold up the front side for the children to see. Cover up the answer, written along the bottom, and say:

**“How Do I Know What God Is Like?
He Shows Me What He’s Like...
by the ??? He gave me to know and love Him!**

We’re missing one word. Here’s the hint to what the missing word is. It says: “What do we love with?”

Can you guess? It’s our heart.

So the Bible Truth we are learning today is:

(uncover answer from bottom of sign, show it to them and say:)

**“How Do I Know What God Is Like?
He Shows Me What He’s Like...
by the HEART He gave me to know and love Him.”**

And here what this Bible Truth means:

(read the meaning off of the back of the sign, say:)

God made people with a special heart, so they could know and love Him. This isn’t the heart that pumps blood through our body. This is something very different. We can’t feel this heart inside of us like we can feel the heart that beats in our chest. This heart is even more amazing! THIS heart will never die. it lives forever! The Bible also calls this heart a spirit or a soul. And it’s with this very special heart that God shows us what He’s like.



Place
verse in



of BQB



"O God, you are my God; earnestly I seek you; my soul thirsts for you, as in a dry and weary land where there is no water...My soul will be satisfied as with fat and rich food, and my mouth will praise you with joyful lips."

Psalms 63:1,5 ESV

DDD 1.1 Bible Verse Picture--front

Bible Truth | Bible Verse

Remove the Bible Verse Picture from the "Bible" folder and hold it up for all the children to see, then say:

Psalms 63:1,5 tells us:

Psalms 63:1,5 ESV

"O God, you are my God; earnestly I seek you; my soul thirsts for you; my flesh faints for you, as in a dry and weary land where there is no water...My soul will be satisfied as with fat and rich food, and my mouth will praise you with joyful lips."

Learn a Little: "O God, I seek you; my soul thirsts for you."

What does that mean?

When we play outside and it is very hot, we get so thirsty! There's nothing we want more than a nice, cool drink of water! God made our hearts to need to know and love Him, just as much as our bodies need water when we are thirsty! Only God can really satisfy us and make us happy.

God's people know this. They earnestly seek God. That means they try hard to get to know God. They spend time thinking about God and talking to Him. They read His Word, the Bible. He works in their heart (or soul, another Bible word for heart). He helps them know and love Him. God's people praise Him for making them happy. We can become God's people when we turn away from our sins and trust in Jesus as our Savior.

"Now it's time to do a bit more deep down investigating. Let's hear what Detective Dan wants us to help him figure out. Would someone like to get it out for me?"

"We've said our Bible verse, now let's sing it!"

"We've said our Bible verse, now let's sing it!"

O God, You Are My God:

Psalms 63:1,5

DDD ESV Songs 1, track 20

Refrain:

O God, You are my God, earnestly I seek You,
O God, You are my God, earnestly I seek You,
Earnestly seek you.

My soul thirsts for you, my flesh faints for you,
As in a dry and weary land, where there is no water.
My soul thirsts for you, my flesh faints for you,
As in a dry and weary land, where there is no water.

Refrain

My soul shall be, My soul shall be satisfied,
Satisfied, as with rich food,
And my mouth will praise you,
My soul shall be, My soul shall be satisfied,
Satisfied, as with rich food,
And my mouth will praise you. *Refrain*

Psalms Sixty-three, one and five.

"Now it's time to do a bit more deep down investigating. Let's hear what Detective Dan wants us to help him figure out. Would someone like to get it out for me?"

of BQB

DDD
Bible"

#5A

#5A

← #

Detective Dan's Listening Assignment #1



Detective Dan's

Listening Assignment #1



Hi, Deep Down Detectives!
I'm working on a brand-new case called:
"The Case of the Young Man with Something
Special Inside."

I need to find out:

1. Who was the young man?

AND

2. What was the something special he had inside?

Can you help me? Listen carefully to the story and
you might just hear the answers!

Thanks!

Detective Dan

Then say, "Ok, Deep Down Detectives! Put on your best listening ears and see if you can find the answers to Detective Dan's questions. When I finish telling the story, we will see if we can answer all of his questions."

Read the Bible Truth story, putting up the storyboard pictures as you tell it.

At the end of the story, repeat the questions and lead the children in answering them. Present the gospel and close in prayer.

**Answers to assignment questions, the gospel and ACTS prayer are also included at the end of the story text. **

Answers:


1. Who was the young man? David.

2. What was the something special he had inside?

A heart to know and love God, given to him by God. A heart filled with the special happiness that only God can give.

For You and Me:

Just like David, God has given us a heart to know and love Him. We can ask God to show us what He's like and help us to know and love Him. We can ask God to give us His special kind of happy like He gave David.



Detective Dan's Listening Assignment #2

Detective Dan's

Listening Assignment #2



Hi, Deep Down Detectives!

I'm still working on the case called:

"The Case of the Young Man with Something Special Inside."

Our Bible verse is Psalm 63:1,5 ESV

"O God, you are my God; earnestly I seek you; my soul thirsts for you; my flesh faints for you, as in a dry and weary land where there is no water... My soul will be satisfied as with fat and rich food, and my mouth will praise you with joyful lips."

I need to find out:

1. Who had a soul thirsty for God?

AND

2. How did God satisfy his heart?

Can you help me? Listen carefully to the story and you might just hear the answers!

Thanks for your help!

Detective Dan

Then say, "Ok, Deep Down Detectives! Put on your best listening ears and see if you can find the answers to Detective Dan's questions. When I finish telling the story, we will see if we can answer all of his questions."

Read the Bible Truth story, putting up the storyboard pictures as you tell it. At the end of the story, repeat the questions and lead the children in answering them. Present the gospel and close in prayer.

Answers to assignment questions, the gospel and ACTS prayer are also included at the end of the story text.

Answers:

Our Bible Verse is: Psalm 63:1,5 ESV

"O God, you are my God; earnestly I seek you; my soul thirsts for you; my flesh faints for you, as in a dry and weary land where there is no water... My soul will be satisfied as with fat and rich food, and my mouth will praise you with joyful lips."

1. Who had a soul thirsty for God? David did.

2. How did God satisfy his heart? David spent time learning about God, thinking about God, talking to God, and living for God. As he did, God worked in David's heart, satisfying him, giving him the special kind of happy that comes only from God.

For You and Me:

Just like David, God wants us to learn about Him, think about Him, talk with Him and live for Him. He wants to satisfy our hearts with Himself and His special kind of happy like He gave to David. We can ask Him to help us.

take out



of BQB

Place in



Visual Aid



Detective Dan's Listening Assignment #3

Detective Dan's

Listening Assignment #3



Hi, Deep Down Detectives!

I'm still working on the case called:

"The Case of the Young Man with Something Special Inside."

I found SIX clues, but TWO of them are NOT in the story. They are: a lion, a stream, a tiger, a giant, a flashlight and a harp.

Hold up each of the six pictures for the children to see as you identify them. Better yet, put them up on your flannelgraph board, off to one side.

I need to know:

1. Which FOUR pictures belong in the story and which TWO do NOT?

2. Which one did David use to praise God? How?

Can you help me? Listen carefully to the story and you might just hear the answers!

Thanks!

Detective Dan

Then say, "Ok, Deep Down Detectives! Put on your best listening ears and see if you can find the answers to Detective Dan's questions. When I finish telling the story, we will see if we can answer all of his questions."

Read the Bible Truth story, putting up the storyboard pictures as you tell it. At the end of the story, repeat the questions and lead the children in answering them. Present the gospel and close in prayer.

Answers to assignment questions, the gospel and ACTS prayer are also included at the end of the story text.

Answers:

1. Which four pictures belong in the story and which two do not?

The harp, sling shot, giant and lion are in the story. The flashlight and tiger are not.

2. Which one did David use to praise God? How?


David used the harp to praise God. He thought about God and sang songs of praise from his heart as he played his harp.

For You and Me:

David thought about God and sang praises to Him. God worked in his heart, helping David know and love Him. God can help us know and love Him, too, as we think about Him and praise Him.



A Stream



A Lion





DDD 1.1 Lesson 3 Listening Assignment Clue Picture1 for kids



DDD 1.1 Lesson 3 Listening Assignment Clue Picture 2 for kids



A Giant



A Tiger






DDD 1.1 Lesson 3 Listening Assignment Clue Picture3 for kids



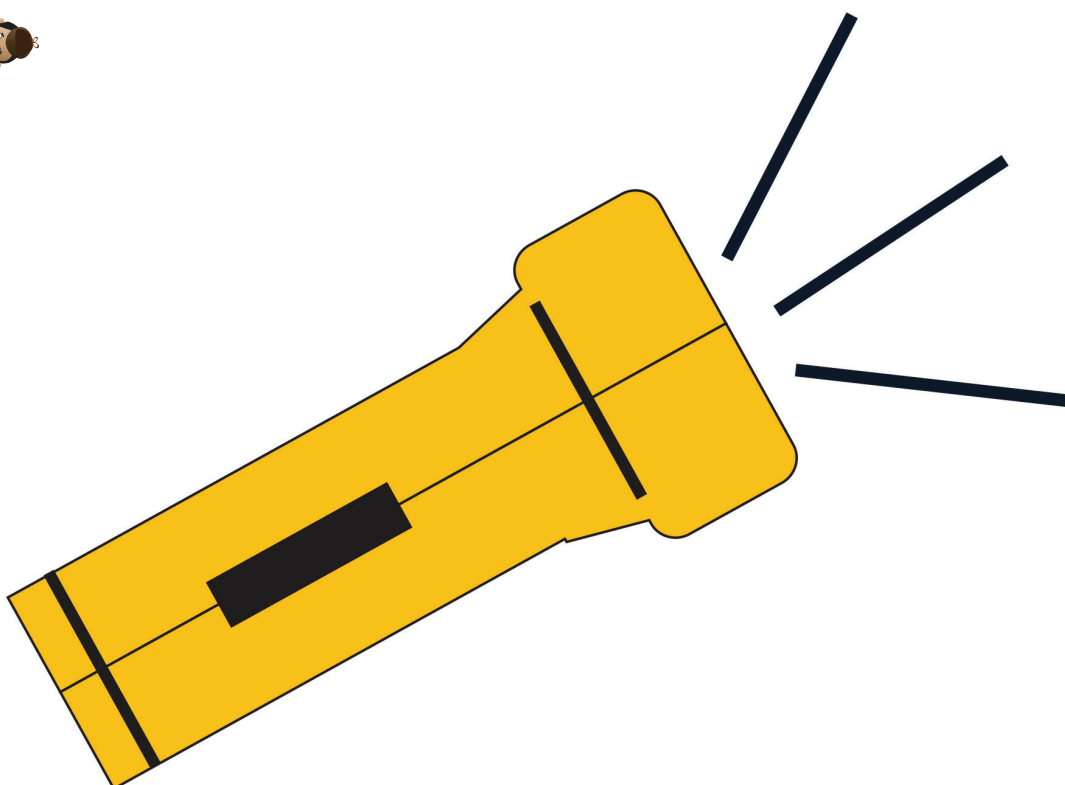
DDD 1.1 Lesson 3 Listening Assignment Clue Picture 4 for kids



A Harp



A Flashlight






DDD 1.1 Lesson 3 Listening Assignment Clue Picture 5 for kids



DDD 1.1 Lesson 3 Listening Assignment Clue Picture 6 for kids

The Case of the Young Man with Something Special Inside

| Samuel 17:1-11, 34-58; Psalms 19, 23



Detective Dan's Listening Assignment #1

1. Who was the young man?

2. What was the something special he had inside?



Detective Dan's Listening Assignment #2

Psalms 63:1-5, ESV

"O God, you are my God; earnestly I seek you; my soul thirsts for you; my flesh faints for you, as in a dry and weary land where there is no water...My soul will be satisfied as with fat and rich food, and my mouth will praise you with joyful lips."

1. Who had a soul thirsty for God?

2. How did God satisfy his heart?

(more listening and discussion questions are included in the curriculum at praisefactory.org)

DDD 1.1 Story



1. David was a shepherd boy who knew and loved God. God knew and loved David, too. David would sing songs to God. God spoke to David in his heart as David thought about God and His Word.

DDD 1.1 Story




2. Sometimes a hungry lion or bear would come to take a sheep. God gave David courage in his heart. He helped David not run away. He helped David fight off the animal with his sling, and sometimes, with his bare hands!

DDD 1.1 Story



3. David praised God for his help!

DDD 1.1 Story



4. David's father gave David food to take to his brothers. They were with the other soldiers fighting their enemies, the Philistines. But when David got there, no one was fighting! Everyone was too scared of one, giant Philistine soldier named Goliath. He was nine feet tall and had a big, heavy sword. No one could beat him!

DDD 1.1 Story



5. Goliath said bad things about God and His people. "Send one of your men to fight me," Goliath shouted. "If he beats me, then you win the whole battle." But WHO could beat a giant like Goliath with his big sword? David knew who: God could!

"Let me fight!" David told King Saul. "God will help me beat Goliath!"

DDD 1.1 Story



6. "You can't beat Goliath!" King Saul told David. "You are too small."

"The LORD helped me fight lions and bears. Goliath is no different," David told the king.

"You can't beat me!" Goliath laughed at David. "You are too small."

"I come in the name of the living God," David told Goliath. "He will help me strike you down."

DDD 1.1 Story



7. David went down to the stream and gathered stones for his sling.

DDD 1.1 Story



8. David put a stone from the river in his sling. He swung it round and round, then let it go... THUD!
Down went Goliath!

DDD 1.1 Story



9. Goliath was dead! The rest of the Philistine soldiers were chased home. David, King Saul, and all his soldiers praised God. David knew and loved God in his heart. He trusted God to help him, and God did. Now everyone could see that the LORD was the one, true living God, too.

DDD 1.1 Story

SOLVED




Detective Dan's Listening Assignment #1

1. Who was the young man? David.

2. What was the something special he had inside?
A heart to know and love God, given to him by God. A heart filled with the special happiness that only God can give.

For You and Me:
Just like David, God has given us a heart to know and love Him. We can ask God to show us what He's like and help us to know and love Him. We can ask God to give us His special kind of happy like He gave David.



Detective Dan's Listening Assignment #2

Psalms 63:1-5, ESV

"O God, you are my God; earnestly I seek you; my soul thirsts for you; my flesh faints for you, as in a dry and weary land where there is no water...My soul will be satisfied as with fat and rich food, and my mouth will praise you with joyful lips."

1. Who had a soul thirsty for God? David did.

2. How did God satisfy his heart? David spent time learning about God, thinking about God, talking to God, and living for God. As he did, God worked in David's heart, satisfying him, giving him the special kind of happy that comes only from God.

For You and Me:

Just like David, God wants us to learn about Him, think about Him, talk with Him and live for Him. He wants to satisfy our hearts with Himself and His special kind of happy like He gave to David. We can ask Him to help us.

DDD 1.1 Story

How Can I Know What God Is Like?
He Shows Me What He's Like...

By the heart He gave me to know and love Him!

The Gospel

God gave each of us a heart to know and love Him, too. But sadly, we all have chosen to turn away from God and live life our own way. This sin separates us from God.

Only with God's help, we can know Him or be His people.

But God sent His Son, Jesus, to make the way for people to know and love God once more. Jesus lived a perfect life, then He offered it as full payment for sins, when He suffered and died on the cross. On Day Three, He rose from the dead. He had beaten sin and death for God's people!

God invites us to become His people, by turning away from our sins and trusting in Jesus as our Savior. If we do, His Holy Spirit will come live in our hearts, so we can know and love God now.

And one day, go to live with God in heaven forever. That

will be best of all!



DDD 1.1 Story

A Prayer

A We praise you, God, that You show us what You are like! You are our great Maker. You made us with hearts to know and love you!

C In our hearts, we know that You are God and we should obey You, but many times we don't want to. Please forgive us. Please change our hearts so that we want to know and obey You.

T Thank You for helping us to learn more about You. Thank You for wanting us to know You.

S Work deep inside our hearts. Help us to turn away from our sins and trust in Jesus as our Savior. Help us to know You. Put in our hearts the special kind of happy that only You can give. Help us to go and tell others what we've learned.

In Jesus' name we pray. Amen.



DDD 1.1 Story

DEEP DOWN DETECTIVES



Other Visual Aids

Big Question Box/Briefcase

What You Want

The Big Question Briefcase is a briefcase or other container with these characteristics:

- Ideally, this should be around 17" x 12", but needs to be at least big enough to fit a 8 ½" x 11" sheets of paper inside it.
- Have various pockets to put these sheets in
- Is attractive or curious looking to preschoolers
- Not necessary, but extremely fun, if it has a combination lock

Finding a Briefcase:

You can certainly buy one new, but you always may find a used one at a thrift shop. Or, someone may have one they want to donate. We use one that stores valuables in it and is the 17" x 12" size. Very durable and has the lock feature that the kids love.

You also can move away from the briefcase idea and use a little trunk or other box for your substitute briefcase. Just change the name to the Big Question Box, if you use a box instead. A boot box or the cardboard box that 10 reams of copy paper comes in is a great size, if you are using a box.

If you use a box, but want a lock-like feature, that's easy to do. Simply cut "straps" out of felt or vinyl and glue in place to the top and bottom sides of the box on one side, with the top strap overlapping the bottom straps. Add velcro to the top and bottom pieces so that they meet and fasten. Make back "hinges" for the box with the felt/vinyl straps, too. Or, you can simply add a belt around the box that has to be unfastened before the box can be opened.

Here are some suggestions for decorating a box or even the outside of your briefcase to make it appealing.

Supplies

Your box/briefcase

Plain white contact paper or white cardstock

Colorful wrapping paper

Glitter glue

Markers

Sequins, fake jewels, buttons, rick rack, etc.

Other decorating supplies

Stickers

Glue

Clear packing tape

Directions

1. If you are using a box that has wording on it, you will first need to make plain surfaces for decorating and a hinge for the lid. Stick the white contact paper or white cardstock to each side of the box. On the other hand, you can also use colorful wrapping paper. Then, make a lid by sticking the clear packing tape along one long side of the box, attaching the lid to the box.

2. Use the craft decorating supplies to decorate the box. If desired, you can put a big question mark on top of the box, but remember that you are working with two and three year olds: the question mark symbol is not very meaningful to them yet.

Making a Flannelgraph Storyboard

for use in story-telling and in playing the story review games

Use this board to place your story scenes as you tell it.

Supplies

AT LEAST a 24" x 36" foam board, cardboard, or even an old whiteboard

Large piece of neutral-colored felt to cover your board with extra to overlap over to the back, if desired.

Glue gun and glue sticks

Directions

1. Center felt on front side of board. Turn over. Secure in place with glue.

Making Durable Story Scene Pictures

for use in story-telling and in playing the story review games

Whether you purchase the Deep Down Detectives Story Scene pictures from Amazon or print them off the website (included in the Deep Down Detectives Visual Aids book), you will want to find some way to make them more durable. They are used not only as a part of telling the story, but are integral in the story review games. Here's how we make ours durable enough to be used over and over again.

Supplies

Deep Down Detectives Visual Aids book (purchased or downloaded)

White cardstock or printer paper (if downloading pictures)

Sticky-back velcro, circles or cut pieces; or sticky tac putty

Laminator or Self-laminating sheets or Sturdy Sheet Protectors, preferably the "Secure Top" kind, like offered by Avery

Directions

1. Purchase from Amazon or download and print out the Story Scenes.
2. Carefully remove pages from book (if purchased a hard copy).
3. Laminate the figures.
4. If using a flannelgraph board: Stick a few pieces of sticky backed velcro (ROUGH SIDE) onto the back of each Story Scene.

If using sticky tack and whiteboard: simply stick a small amount of sticky tack on the back of each Story Scene in a few places when using it. Remove and store sticky tack in airtight container.

The Deep Down Detectives “Bible” Folder

This is a homemade folder that looks (kinda) like the cover of a Bible. You will use this to put the Bible verse, the Bible Story and storyboard pictures to help make the point that the truths you are teaching them come from the Bible.

Supplies

1 piece of 22" x 28" posterboard (white is fine. Green or brown is nice)

Glue

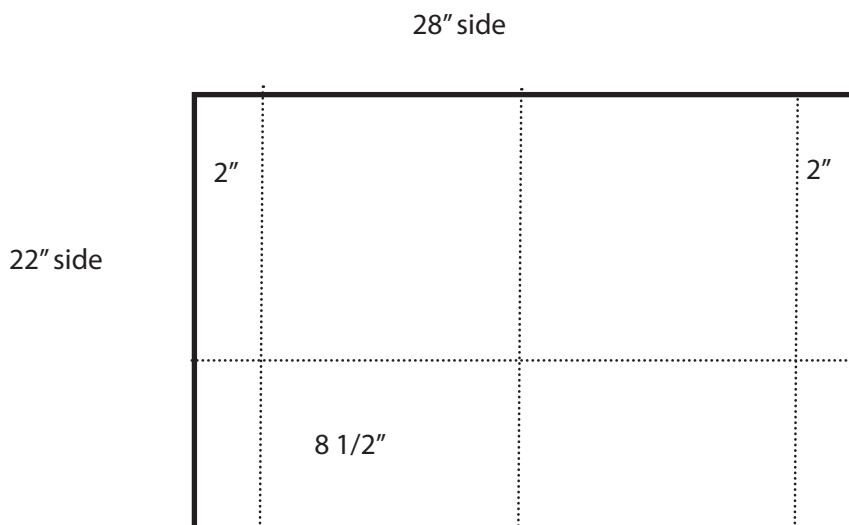
Stapler and staples or packing tape

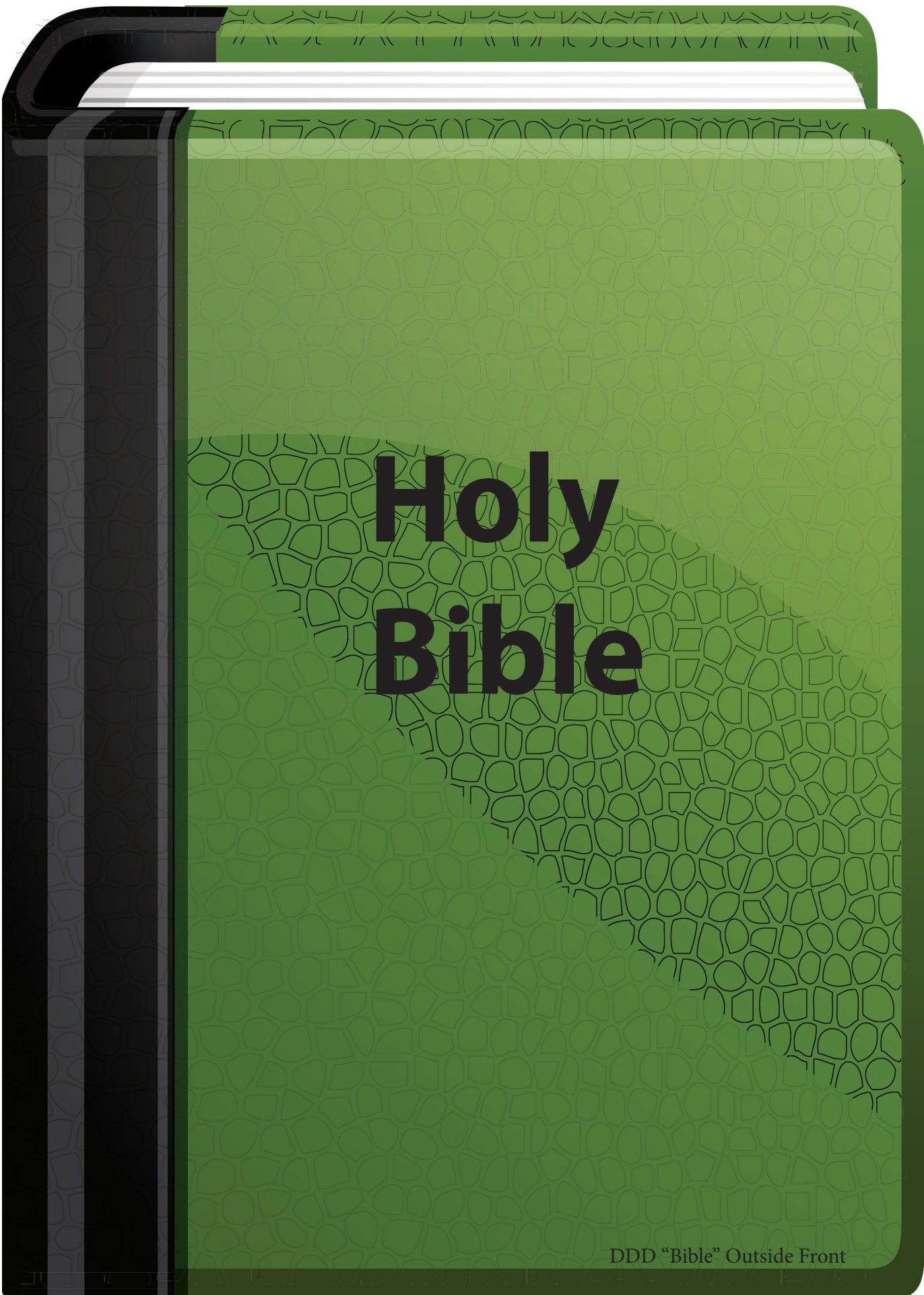
The Bible Cover pictures (see online with resources for this unit or from the back of each Deep Down Detectives Visual Aids book.)

NOTE: The Bible Cover pictures included in the Deep Down Detectives Visual Aids books cannot be created larger than 8.5" x 11". That means that they will be under-sized for a Bible Folder of the dimensions you are making. However, you can go online to the Deep Down Detectives curriculum and there is a pdf of a bigger version of these covers that will actually fit the size of this Deep Down Detectives “Bible” Folder.

Directions

1. Lay out poster board with long side along the bottom.
2. Fold in 2" on each side.
3. Take packing tape and tape the folded in 2" flaps to the main section of the posterboard, all the way down.
3. Fold up 8 1/2" on the bottom of the poster board.
4. Use packing tape to tape this flap in place, all the way down.
5. Take scissors and snip through the tape where the flap is attached to the folder. This will give you a bit more room in the folder.
6. Fold the poster board in the middle to make the center fold.
7. Cut out the Bible Cover Pictures. If possible, laminate these. They will last longer.
- 8.. Glue the two cover pieces to the outside of the folder.





Holy Bible

DDD "Bible" Outside Front



