

Hide 'n' Seek Kids

Unit 4

Curriculum:
The God Like None
Other



Session Prep (especially good for newbies!)

Pray!

NOTE: Most 2 & 3 year olds do best simply learning the Big Question & Answer, a simple version of the Bible story, and maybe the Bible Verse. Use other activities, as time and attention span allow. Your session prep need only include what you use.



Pray for the Holy Spirit to be at work in your heart and the children's hearts.

Review



If new to the curriculum, look at the **Getting Started with Hide 'n' Seek Kids section of this book** (p.5) It will be especially helpful to read through the Hide 'n' Seek Kids section of **The Praise Factory Tour: Extended Version Book**. This is a visual way to understand what goes on in the classroom. (A pdf of the book is found in the samples section on the website.)

Look through and Learn the Lesson



Read over **lesson plan**. Practice any **songs or action rhymes** you are using. Choose/make up motions to go with these. Choose less with younger children and more with older preschoolers. **Practice the lesson with the visual aids** and using the Big Question Box/Briefcase.

Read and Rehearse the Bible Story with Pictures



Read the Bible story from the Bible. Read the curriculum version. Practice telling it with the storyboard pictures. (If you have not previously laminated the story pictures, do that now.) Or, use Simple Story Scenes.

Let There Be Music



Download the music and listen to the songs. Choose which of the songs you will use with the children. If using live musicians, make sure they have the sheet music (found in Appendix A).

Put the Props in Place



1. Prepare your Visual Aids. Put the Bible Verse, Listening Assignment, Bible Story in one side of the Bible folder. Keep out the Big Question sign.
2. Get out your storyboard. Put all background pictures in place (they have a BG by the number). Put the rest of the storyboard pictures (these have a SB by the number) in order of use in the other side of the Bible folder.
3. Put the HSK Bible Folder as well as the Big Question sign in the Big Question Box/Briefcase and shut it. If your box/briefcase has locks and you want to use the unlocking the box as part of your session, lock it now....but make sure you have the key or know the code first.
4. Prepare the music CD or sheet music or mp3 device for use in your session.

Set Out Free Play Activities



Choose and set up free time activities you will use with the children. Choose a variety of different activities that will be enjoyed by different types of children. Rotate the activities you provide to keep them interesting and fresh to your children. (Suggestions in Appendix D, Core Curriculum books.)

Prepare Any Activities



Choose which (if any) of the unit games and crafts activities you want to use in the session. Bear in mind your time frame as well as the developmental abilities/attention span of your children as you decide what/how many to prepare. **Look over the Discussion Sheet** and choose a few questions you might use to spark discussion with the children as they do their activities (especially good for ages 3's+). Pray for God to give you opportunities to talk about these things with the children.

Let Them Take It with Them



Make copies of the craft/take home sheets, if you are not already using them as one of your activities. You may also want to make copies of the story (see take-home version of each story included in Appendix C with the other take home resources) to have for parents to use with their children at home. There's a link on each craft/take home sheet to the story, if you don't make hard copies.

Store It



After your session is over, collect the resources and store them for future use. This curriculum can be used over and over for years to come.

Unit 4 Overview of Key Concepts

UNIT 4: The God Like None Other

Unit Big Question (and Answer): "Can Anybody Tell Me What the LORD Is Like? He's Not Like Anyone Else!"

Meaning:

There are many gods that people worship, but none is like the LORD. He is the one, true God. He's not like anyone else! He's always been alive--and He will never die. He's completely good and loving. He's all-powerful and all-wise. And that's just the beginning of what the LORD is like. He is so great! There will always be more of Him to know.

Unit 4 Bible Verse: 1 Kings 8:23

"O LORD...there is no God like you, in heaven above or on earth beneath."

Meaning:

The LORD is God's name. He is the one, true God. There is no one like Him, in heaven or earth. Let's praise Him!

Unit 4 ACTS Prayer

- A** We praise You, God. You are the one, true God in heaven above and here on earth.
- C** God, in our heart, we know that You are God and that we should obey You, but many times we don't want to. Please forgive us. We need a Savior!
- T** Thank You for not just being good and great, but being so good and so great to people like us! Thank You for caring about us so much and for wanting us to know You. And thank You for sending Jesus to be our Savior.
- S** Work deep inside our hearts. Help us to turn away from our sins and trust in Jesus as our Savior. Help us to know You and live for You. Help us to go and tell others what we've learned about You, the one, true God. In Jesus' name we pray. Amen.

Unit 4 Story

The Case of the Big Showdown

Exodus 1-12

Songs Used in Unit 4 *listen to or download songs for free at <https://praisefactory.org>: Hide n Seek Kids Music page*

Big Q & A 4 Song
 Big Question 4 Song: Can Anybody Tell Me What the LORD Is Like?
 Inspector Graff's Rap: The ABC's of God
 Unit 4 Bible Verse Song: O, O, Lord 1 Kings 8:23, ESV
Extra Unit 4 Bible Verse Song: In Heaven Above Kings 8:23, ESV (short version)
Extra Unit 4 Bible Verse Song: In Heaven Above Kings 8:23, ESV (full version)
Extra Unit 4 Bible Verse Song: In Heaven Above or Earth Beneath Kings 8:23, ESV (other version)
 Unit 4 Hymn: Praise Him, Praise Him, All Ye Little Children
 Unit 4 Praise Song: God Is So Good

Hide 'n' Seek Kids ESV Songs 4 Track Numbers

This is a listing of all songs mentioned in the unit curriculum. You may or may not choose to use all of the songs. They are listed in easy-reference order--NOT in the order used in the curriculum. You may choose to simply burn a CD/load them onto an mp3 device in this order. Or, you may want to do what we do: choose the songs we want to use and create a play list of them in that order. Then, we burn a CD/upload the play list onto an mp3 device. A teacher only has to click forward to the next song, instead of hunting for the right track. The track number have been included as part of the title of each song, so teachers will still have a reference to the track number listed in the curriculum (same as those listed below), even if you change the order on your customized play list.

SONGS USED EVERY UNIT OF THE CURRICULUM

- 1 The Classroom Song v.1
- 2 The Classroom Song v.2
- 3 The Classroom Song v.3
- 4 The Classroom Song v.4
- 5 Hide 'n' Seek Kids Theme Song
- 6 The Classroom Rules Song
- 7 Let's Pray Song
- 8 The Big Question Box Song
- 9 The Bible Chant Song
- 10 ACTS Prayer Song (Short Version)
- 11 ACTS Prayer Song (Full Version)

Why the Extra Songs?

Hide 'n' Seek Kids is a curriculum used by children of different ages. Sometimes one of the other songs is a better fit for your kids. Or, you may simply want to teach them more songs on the same Bible Truth. Use as many or as few as you want.

UNIT 4: THE GOD LIKE NONE OTHER

- 12 Big Q & A 4 Song
- 13 Big Question 4 Song: Can Anybody Tell Me What the LORD Is Like?
- 14 Inspector Graff's Rap: The ABC's of God
- 15,15T Unit 4 Bible Verse Song: O, O, LORD 1 Kings 8:23, ESV
- 16 Extra Unit 4 Bible Verse Song: In Heaven Above Kings 8:23, ESV (short version)
- 17 Extra Unit 4 Bible Verse Song: In Heaven Above Kings 8:23, ESV (full version)
- 18 Extra Unit 4 Bible Verse Song: In Heaven Above or Earth Beneath Kings 8:23, ESV (other version)
- 19 Unit 4 Hymn: Praise Him, Praise Him, All Ye Little Children
- 20 Unit 4 Praise Song: God Is So Good

T* Tidbit Shortened version of the Bible Verse Song

listen to or download songs for free at <https://praisefactory.org>: Hide n Seek Kids Music page

Lesson Plan: Big Question 4

★ = follow the stars for a short & simple lesson plan

p.1

1. GETTING STARTED *NOTE: Most 2 & 3 year olds do best simply learning the Big Question & Answer, a simple version of the Bible story, and maybe the Bible Verse. Use other activities, as time and attention span allow.*

Intake Activity Ideas	Choose one of these open-ended activities to include children as they join the class:
Free Play Time <i>suggestions in Appendix D</i>	★ (usually best for 2 year olds) Offer your own or some of the easy-to-make, free play activities suggested in Appendix D.
OR Sing-along Music Time <i>lyrics and sheet music, Appendix A</i> <i>listen to or download songs for free at https://praisefactory.org/: Hide n Seek Kids Music page</i>	Music from Hide 'n' Seek Kids (HSK) ESV Songs 4: Big Q & A 4 Song <i>HSK ESV Songs 4, track 12</i> Big Question 4 Song <i>HSK ESV Songs 4, track 13</i> Extra Big Question 4 Song: Inspector Graff's Rap: The ABC's of God <i>HSK ESV Songs 4, track 14</i> Unit 4 Bible Verse Song: O, O, Lord 1 Kings 8:23, ESV <i>HSK ESV Songs 4, track 15, 15T</i> Extra Unit 4 Bible Verse Song: In Heaven Above Kings 8:23, ESV (short version) <i>HSK ESV Songs 4, track 16</i> Extra Unit 4 Bible Verse Song: In Heaven Above Kings 8:23, ESV (full version) <i>HSK ESV Songs 4, track 17</i> Extra Unit 4 Bible Verse Song: In Heaven Above or Earth Beneath Kings 8:23, ESV <i>HSK ESV Songs 4, track 18</i> Big Question 1 Hymn: Praise Him, Praise Him, All Ye Little Children <i>HSK ESV Songs 4, track 19</i> Big Question 1 Praise Song: God Is So Good <i>HSK ESV Songs 4, track 20</i> <i>Add more fun to Sing-along Music Time by adding a Music, Movement & Memory Activity. These activities are listed on p. 8 of this lesson plan with the Response Activities. Instructions found in Appendix B.</i>
OR Bible Verse Memory Game <i>instructions found in Appendix B</i>	Lesson 1 Game: Simon Says How Lesson 2 Game: Bean Bag Catch Lesson 3 Game: Slap, Clap and Stack Lesson 4 Game: Freeze 'n' Say Lesson 5 Fill 'er Up <i>These activities are also included on p.8 of this lesson plan with the Response Activities.</i>
2. OPENING CIRCLE TIME <i>(introduce the Bible Truth and tell the related Bible story)</i>	
Gathering the Children <i>lyrics and sheet music, Appendix A</i>	Sing verse 1 of The Classroom Song to gather the children for Circle Time. The Classroom Song, verse 1 <i>HSK ESV Songs 4, track 1</i> Let's gather together to worship God, Let's gather together to worship God, Let's gather together to worship God, Come gather here with me!
Welcome to Hide 'n' Seek Kids!	★ "Welcome to Hide 'n' Seek Kids! We're so glad you've joined us! We're here to seek God and learn His Word and Hide it in our heart so that it will always be with us. And we're here to Hide His Word, the Bible, in our hearts. We ask big questions about God and dig deep down in the truths of God's Word to find them."

Lesson Plan: Big Question 4

use with all FIVE lessons

p.2

2. OPENING CIRCLE TIME, continued

★ = short & simple lesson plan

Hide 'n' Seek Kids Theme Song	<p>"Let's sing our Hide 'n' Seek Kids theme song."</p>
<p><i>lyrics and sheet music, Appendix A</i></p>	<p>★ Hide 'n' Seek Kids Theme Song <i>HSK ESV Songs 4, track 5</i></p> <p>Come along, we're gonna Hide 'n' seek! Hide God's Word in our heart and Him, we'll seek, God loves to show us the truths of His Word, That we might know Him and live out what we've learned.</p>
Classroom Rules Song	<p>There are two very important things that Hide 'n' Seek Kids do together: we worship God and we love one another. Our Classroom Rules Song reminds us how we should act. Let's sing it."</p>
<p><i>lyrics and sheet music, Appendix A</i></p>	<p>Classroom Rules Song <i>HSK ESV Songs 4, track 6</i></p> <p>Shh, be quiet while someone is talking, Raise your hand, if you have something to say, Don't touch your friend, sitting beside you, Obey your teachers, Be kind as you play. These are our classroom rules, These are our classroom rules, They help us worship God and love one another, These are our classroom rules.</p>
Opening Prayer Time	<p>"Children, we need God's help to keep these rules. Let's ask Him to help us right now. Let's get ready and pray."</p>
<p><i>lyrics and sheet music, Appendix A</i></p>	<p>Let's Pray <i>HSK ESV Songs 4, track 7</i></p> <p>1-2-3! Fold your hands, Bow your head, Close your eyes. Let's pray! (<i>repeat</i>)</p> <p>"Let's pray:"</p> <p>★ Opening Prayer</p> <p>Dear Lord, We're so glad to get to gather together to worship You! Please help us keep the classroom rules. Please help us to love You and learn about You today. In Jesus' name we pray. Amen.</p>

Lesson Plan: Big Question 4

use with all FIVE lessons

p.3

2. OPENING CIRCLE TIME, continued

★ = short & simple lesson plan

Reveal the Big Question

Introduce the Big Question Box/Briefcase

lyrics and sheet music,
Appendix A

"It's time to get down to business, Hide 'n' Seek kids! Let's see what our Big Question for today is. It's right inside our Big Question Box/ Briefcase."

The Big Question Box Song

HSK ESV Songs 4, track 8

We've got a big box,
All closed up and locked,
Filled with the truths of God's Word.

We've got a brief case,
There's no time to waste,
Come on, kids, let's open it up!

The Big Question under Investigation

VISUAL take out
AID



of BQB

Big Question &
Answer Sign, front side

*found in the HSK Vol. 1
Visual Aids, ESV Book

Ok, who would like to open it up for me and pull out the Big Question?"

Choose a child to open the box/briefcase, take out the Big Question and hand it to you, then hold up the Big Question sign for all the children to see, and say:

★ The Big Question we are investigating today is Big Question Number 4:

Can Anybody Tell Me What the LORD Is Like?

and the Answer is:

He's Not Like Anyone Else!

Big Question Meaning

★ There are many gods that people worship, but none is like the LORD. He is the one, true God. He's not like anyone else! He's always been alive--and He will never die. He's completely good and loving. He's all-powerful and all-wise. And that's just the beginning of what the LORD is like. He is so great! There will always be more of Him to know.

Big Question Songs

"Let's sing our Big Question Song:

Big Q & A 4 Song

lyrics and sheet music,
Appendix A

★ Big Q & A 4 Song

HSK ESV Songs 4, track 12

(adapted version of "Have You Ever Seen a Lassie")

Can anybody tell me,
Tell me, tell me,
Can anybody tell me,
What the LORD is like?
He's not like anyone else,
Anyone else, anyone else,
He's not like anyone else,
That's what the LORD is like.

Lesson Plan: Big Question 4

use with all FIVE lessons

p.4

2. OPENING CIRCLE TIME, continued

★ = short & simple lesson plan

Learning about the Big Question (use one or both)	<p>★ Repeat the Big Question and Answer again: "Can Anybody Tell Me What the LORD Is Like? He's Not Like Anyone Else!"</p> <p>Say: "Hmmm, I wonder what that means... Let's do our action rhyme/sing our song that explains it."</p> <p>Then do the action rhyme or sing the song using any of the optional motions suggested, if desired.</p>	
Big Question Action Rhyme	<p>★ Big Question 4 Action Rhyme</p> <p>The LORD is not like anyone else. He's not like you or me. He is a glorious spirit I cannot touch or see. He's very, very, VERY strong. He knows everything, He never does any wrong! And He is with us all the time. No matter where we may be.</p>	<p>(POSSIBLE ACTIONS)</p> <p>Shake your head side to side in a "no" point out to someone else, then to self</p> <p>close eyes flex arm muscle Touch head Shake your head side to side in a "no" Stretch your hands out wide</p>
Big Question (Action Rhyme) Song	<p>Big Question 4 (Action Rhyme) Song</p> <p><i>HSK ESV Songs 4, track 13</i></p> <p>(POSSIBLE ACTIONS)</p> <p>Refrain: Tell me, can anybody tell me, Tell me, what the LORD is like? Tell me, can anybody tell me, Tell me, what the LORD is like? He's not like anyone else, He's not like anyone else, He's not like anyone else, He's not like anyone else,</p> <p>Verse 1 He's Omniscient! (He knows all things) Omnipresent! (He's everywhere you can be) Omni-benevolent! (He's always good!) and Omnipotent! (He can do all things!) Refrain</p> <p>Verse 2 He's Immutable! (He never changes!) He's Infallible! (He makes no mistakes!) He's Infinite! (There's always more of Him to know!) And purely Righteous! (He has no sin! Not even a teeny, tiny speck!) Refrain</p>	

lyrics and sheet music,
Appendix A

You might also enjoy:

Inspector Graff's Rap:
The ABC's of God
HSK ESV Songs 4,
track 14

lyrics and sheet music,
Appendix A

Lesson Plan: Big Question 4

use with all FIVE lessons

p.5

2. OPENING CIRCLE TIME, continued

★ = short & simple lesson plan

Learning the Bible Verse

The Bible Chant Song

lyrics and sheet music,
Appendix A

★ "And how do I know this is true? God tells me so in His special book, the Bible."

Say or sing the Bible Chant Song.

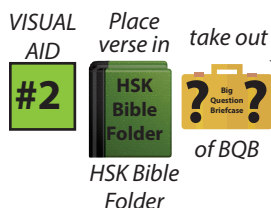
The Bible Chant Song

HSK ESV Songs 4, track 9

The Bible, the Bible,
Let's get out the Bible.
Let's hear what God has to say.
The Bible, the Bible,
God's given us the Bible.
It's His Word for us to learn and obey! Yay!

The Bible Verse in the HSK Bible Folder

HSK 4 Bible Verse-front side
(in the HSK Bible folder)



*found in the HSK Vol. 1
Visual Aids, ESV Book

"Who would like to get our Bible folder out of the Big Question Briefcase for me?"

Choose a child to open the briefcase, take out the "Bible" folder and hand it to you. Remove the Bible Verse Picture from the "Bible" folder and hold it up for all the children to see, then say:

★ 1 Kings 8:23, ESV

"O LORD...there is no God like you, in heaven above or on earth beneath."

Bible Verse Meaning

HSK 4 Bible Verse-back side

★ What does that mean?

The LORD is the one, true God. There is no one like Him, in heaven or earth. Let's praise Him!

Bible Verse Song

lyrics and sheet music,
Appendix A

"We've said our Bible verse, now let's sing it!"

O, O, LORD: 1 Kings 8:23, ESV

HSK ESV Songs 4, tracks 15, 15T

You might also enjoy:

In Heaven Above,
1 Kings 8:23, ESV (2nd version)
HSK ESV Songs 4, track 16

In Heaven Above or Earth
Beneath,
1 Kings 8:23, ESV (3rd version)
HSK ESV Songs 4, track 17

lyrics and sheet music,
Appendix A

O, O, LORD,
There is no, no God like You,
O, O, LORD,
There is no God like You.
O, O, LORD,
There is no, no God like You,
First Kings Eight, twenty-three.

Lesson Plan: Big Question 4		use with all FIVE lessons	p.6
2. OPENING CIRCLE TIME, continued		★ = short & simple lesson plan	
Getting into the Case	“Now it’s time to do a bit more deep down investigating. Let’s see what Detective Dan wants us to help him figure out. Would someone like to get it out for me?”		
Listening Assignments <div>Place in HSK Bible Folder</div> <div>take out Big Question Briefcase of BQB</div>	NOTE: Listening assignments are most suitable for ages 3+. Skip straight to the Bible story (see bottom of this page), if working with 2 year olds. “Let’s open up our listening assignment and see what we are supposed to figure out today. <i>Choose a child to take out the Listening Assignment (from the HSK Bible Folder) and hand it to you. Read Detective Dan’s letter to the children that includes the listening assignment. The listening assignments are summarized below:</i>		
VISUAL AID #3 HSK Vol. 1 Visual Aids, ESV	Detective Dan’s Lesson #1 Listening Assignment: As you listen to the story, see if you can figure out: 1. A showdown is like a fight to see who’s the best. Who won the showdown in this story? 2. What did He prove when He won?		
VISUAL AID #4 HSK Vol. 1 Visual Aids, ESV	Detective Dan’s Lesson #2 Listening Assignment: Our Bible verse is 1 Kings 8:23: “O LORD... there is no God like you in heaven above or on earth beneath.” As you listen to the story, see if you can figure out: 1. Who didn’t believe the LORD was the one, true God in our story? 2. How did the LORD show that He really was the one, true God?		
VISUAL AID #5A,B,C *Listening Assignment #3 includes the Assignment Sheet, plus 4 clue pictures* HSK Vol. 1 Visual Aids, ESV	Detective Dan’s Lesson #3 Listening Assignment: I found four clues, but one of them is NOT in the story. They are: A rug; A frog; A king (Pharaoh); and Moses. <i>Hold up each of the four pictures for the children to see as you identify them. Better yet, put them up on your flannelgraph board, off to one side.</i> I need to know: 1. Which three pictures belong in the story and which one does not? 2. How did the LORD use three things to show He was the one, true God?		
VISUAL AID #6 HSK Vol. 1 Visual Aids, ESV	Detective Dan’s Lesson #4 Listening Assignment: As you listen to the story, see if you can figure out: 1. Who did the LORD prove He was in our story? 2. What was something God’s people asked the LORD for and He answered their prayers?		
VISUAL AID #7 HSK Vol. 1 Visual Aids, ESV	Detective Dan’s Lesson #5 Listening Assignment: As you listen to the story, see if you can figure out: 1. Who did the LORD save His people from in our story? 2. What would He send Jesus to save His people from one day?		
Tell the Bible Story <div>Place story & pics in HSK Bible Folder</div> <div>take out Big Question Briefcase of BQB</div> HSK Vol. 1 Visual Aids, ESV Bible Story included in this book, immediately after the Lesson Plan and with the Visual Aids	★ Then say, “Ok, Hide ‘n’ Seekers! Put on your best listening ears and see if you can find the answers to Detective Dan’s questions. When I finish telling the story, we’ll see what we come up with.” ★ Bible Story: The Case of the Big Showdown Exodus 1-12 <i>Read the Bible Truth story, putting up the storyboard pictures/Simple Story Scenes as you tell it. Then, have the children answer the listening assignment. Present the the gospel and lead in prayer.</i> *Answers to questions, the gospel and ACTS prayer are included with the story text.*		

Lesson Plan: Big Question 4

use with all FIVE lessons

p.7

2. OPENING CIRCLE TIME, continued

★ = short & simple lesson plan

Story Response Song(s)	<p><i>As attention span and time allow, you might want to end with one of the following songs which also tie in with the unit. If desired, use the Music and Movement activity ideas while singing, listed with the Response Activities.</i></p>	
Hymn <i>lyrics and sheet music, Appendix A</i>	<p>Praise Him, Praise Him, All Ye Little Children</p> <p>Praise Him, praise Him, All ye little children, God is love (powerful, holy), God is love (powerful, holy), Praise Him, praise Him, All ye little children, God is love (powerful, holy), Praise Him, praise Him, All ye little children, God is love (powerful, holy).</p>	<p><i>HSK ESV Songs 4, track 19</i></p>
Praise Song <i>lyrics and sheet music, Appendix A</i>	<p>Praise Song: God Is So Good</p> <p>God is so good (powerful, holy), God is so good (powerful, holy), God is so good (powerful, holy), He's so good (powerful, holy) to me.</p> <p>Tie-in: "Children God is so good, so powerful and so holy! Let's praise Him!"</p>	

3. TAKING ACTION: Response Activities *(choose from among these activities)*






Transition to Activities	<p>★ Well, Hide 'n' Seek Kids, you've done a great job diggin' deep down for answers in the truths of God's Word. Now it's time to enjoy some activities."</p> <p>★ Tell children what activity/s you are providing for them: either free play or some of the response activities listed below. When you are ready to dismiss them, use this song to help the children transition in an orderly fashion to their next activity.</p>	
Classroom Song, verse 2 <i>lyrics and sheet music, Appendix A</i>	<p>"Children, let's sing our Time to Play Song. When we are finished you may get up and walk over to our next activity."</p> <p>Classroom Song, verse 2</p> <p>We've gathered together to worship God, We've gathered together to worship God, And now it's time to play.</p>	
	<p><i>Dismiss the children to whatever activities you have prepared for them to do.</i></p>	

Lesson Plan: Big Question 4

use with all FIVE lessons

p.8

3. TAKING ACTION: Response Activities (choose from among these activities) ★ = short & simple lesson plan

Response Activities	Choose one or more activities appropriate for your children, based on classroom time and developmental needs. Add the Discussion Sheet to any activity for deeper learning. ★
Bible Verse Memory Game <i>game directions, Appendix B</i>	<p>Though listed with the opening activities, you may choose to use this Bible verse game here instead (or as a repeat).</p> <ul style="list-style-type: none"> Lesson 1 Game: Simon Says How Lesson 2 Game: Bean Bag Catch Lesson 3 Game: Slap, Clap and Stack Lesson 4 Game: Freeze 'n' Say Lesson 5 Game: Fill 'er Up <div> <div>Use the Discussion Sheet with these activities for even deeper learning</div> <div>  <p>Unit Discussion Questions</p> </div> </div>
Music, Movement & Memory Activity <i>game directions, Appendix B</i>	<p>A music activity that uses the songs from the Bible Truth and Big Question unit.</p> <ul style="list-style-type: none"> HSK Songs for Unit, plus: Lesson 1 Activity: Freeze Frame Lesson 2 Activity: Egg Shakers Lesson 3 Activity: Jingle Bell Hands Lesson 4 Activity: Big Voice, Little Voice Lesson 5 Activity: Sing, Dance and Fall Down <div> <div>Use the Discussion Sheet with these activities for even deeper learning</div> <div>  <p>Unit Discussion Questions</p> </div> </div>
Bible Story Review Game <i>game directions, Appendix B</i>	<p>A game that uses the storyboard pictures from the story to review the story.</p> <ul style="list-style-type: none"> Lesson 1 Game: Take Me through the Tunnel Lesson 2 Game: Missing in Action Lesson 3 Game: Hide 'n' Seek Kids Clue Hunt Lesson 4 Game: Who's Inside? Lesson 5 Game: Look Who's Coming Down the Tracks <div> <div>Use the Discussion Sheet with these activities for even deeper learning</div> <div>  <p>Unit Discussion Questions</p> </div> </div>
Coloring Pages/ Take Home Sheets <i>in Appendix C</i>	<p>A coloring page related to the lesson assignment questions is provided for each lesson. On the back of each are the key concepts, a few questions and a song for parents to use with their children. (If desired, include a copy of the Bible story with the Take Home Sheet.)</p> <p>NOTE: Upgrade your coloring sheet to a more interesting craft by offering simple embellishments, such as jiggly eyes, craft sand, glitter, glitter glue, colored paper dots (made with a hole punch), fabric scraps, etc. Make cut-to-size glued-on clothes, hair, etc for characters by using a copy of the coloring sheet, cutting out the selected portions and making them the patterns for whatever you want to cut out of fabric, paper, foil, etc.</p> <div> <div>★</div> <ul style="list-style-type: none"> Lesson 1 Coloring Sheet Emphasis: Bible Truth Lesson 2 Coloring Sheet Emphasis: Bible Verse Lesson 3 Coloring Sheet Emphasis: Bible Truth Lesson 4 Coloring Sheet Emphasis: ACTS Prayer Lesson 5 Coloring Sheet Emphasis: The Gospel <div> <div>Use the Discussion Sheet with these activities for even deeper learning</div> <div>  <p>Unit Discussion Questions</p> </div> </div> </div>
Extra Crafts: Big Question Craft <i>in Appendix C</i>	<p>These crafts are slightly more complex than the coloring sheets:</p> <p>The Big Question Craft is a color, glue and stick craft of the Big Question and Answer.</p> <div> <div>Use the Discussion Sheet with these activities for even deeper learning</div> <div>  <p>Unit Discussion Questions</p> </div> </div>
Bible Verse Craft <i>in Appendix C</i>	<p>The Bible Verse Craft is a craft that gives the Bible verse and explains it, also involving gluing and sticking and a few other, simple craft supplies.</p>
Bible Story Puzzle <i>in Appendix C</i>	<p>The Storyboard Picture Placement Page has been made into a puzzle that can be cut out and re-assembled by the children. This provides a nice summary of the story.</p>
Free Play Activities <i>ideas in Appendix D</i>	<div> <div>★</div> <p>Offer your own or some of the easy-to-make, free play activities suggested in Appendix D.</p> </div>

Lesson Plan: Big Question 4

use with all FIVE lessons

p.9

4. CLOSING CIRCLE TIME (End-of-session activities for the last 5-10 minutes of class time)

★ = short & simple lesson plan

<p>Transition to Closing Circle</p> <p>Classroom Song, verse 3</p> <p><i>lyrics and sheet music, Appendix A</i></p>	<p>Use this song to help the children transition in an orderly fashion. Sing the song, then ask the children to gather with you for Closing Circle Time.</p> <p>Classroom Song, verse 3 <i>HSK ESV Songs 1, track 3</i></p> <p>It's time to get ready to go and tell, It's time to get ready to go and tell, Come gather here with me.</p>
<p>Closing Circle Time</p> <p>Classroom Song, verse 4</p> <p><i>lyrics and sheet music, Appendix A</i></p>	<p>When children are settled in the circle, say: "It is almost time for your parents to come pick you up. And do you know what that means? It means.... (draw this out to build anticipation and excitement)...that it's almost time to go home and....it's almost time to...Go and Tell! We have learned some big news about God today. God wants us to take and tell it to the whole world!"</p> <p>Classroom Song, verse 4 <i>HSK ESV Songs 4, track 4</i></p> <p>So what's our big news to go and tell, So what's our big news to go and tell, Can you tell me now?</p>
<p>Big News to Tell</p> <p>Big Question 4</p> <p>VISUAL AID</p> <p>#1</p> <p><i>*found in the HSK Vol. 1 Visual Aids, ESV Book</i></p> <p><i>lyrics and sheet music, Appendix A</i></p>	<p>"Let's see....there's so much big news to tell! There's so much we've learned!</p> <p>Can you tell me the answer to our Big Question: "Can Anybody Tell Me What the LORD Is Like?"</p> <p>(Show them the Big Question and Answer picture.)</p> <p>Say the answer with me: "He's Not Like Anyone Else!"</p> <p>(If desired, you can sing the Big Q & A Song.) <i>HSK ESV Songs 4, track 12</i></p>
<p>Big Question 4 Bible Verse</p> <p>VISUAL AID</p> <p>#2</p> <p><i>*found in the HSK Vol. 1 Visual Aids, ESV Book</i></p> <p><i>lyrics and sheet music, Appendix A</i></p>	<p>"And how do I know this is true? Can you tell me?</p> <p>Say it with me: "The Bible tells me so!"</p> <p>That's right!</p> <p>We learned: 1 Kings 8:23 "O LORD... there is no God like you in heaven above or on earth below."</p> <p>(Show them the Bible Verse picture.)</p> <p>The Bible tells us that God is not like anyone else."</p> <p>(If desired, you can sing the Bible verse song.) <i>HSK ESV Songs 4, tracks 15, 15T</i></p>

Lesson Plan: Big Question 4

use with all FIVE lessons

p.10

4. CLOSING CIRCLE TIME, continued

★ = short & simple lesson plan

<p>Closing ACTS Prayer Time</p> <p>ACTS Prayer Chant</p> <p><i>lyrics and sheet music, Appendix A</i></p>	<p><i>Let's ask God to help us to remember this and even tell others this good news. Let's get ready and pray our ACTS prayer.</i></p> <p><i>And what does ACTS mean? Let's sing/say our ACTS Prayer Chant!</i></p> <p>ACTS Prayer Chant Song <i>HSK ESV Songs 4, tracks 10,11</i></p> <p>A, Adoration: God, we praise You! C, Confession: Forgive us our sins. T, Thanksgiving: Thank You for Jesus, S, Supplication: Help us to live like Him.</p> <p>That's the ACTS prayer, my friend, Bow head, Close your eyes, Shhh, Let's begin!</p>
<p>Closing ACTS Prayer</p>	<p>"Let's pray!"</p> <p><i>Lead the children in the ACTS prayer for this unit.</i></p> <p>A We praise You, God. You are the one, true God in heaven above and here on earth.</p> <p>C God, in our heart, we know that You are God and that we should obey You, but many times we don't want to. Please forgive us. We need a Savior!</p> <p>T Thank You for not just being good and great, but being so good and so great to people like us! Thank You for caring about us so much and for wanting us to know You. And thank You for sending Jesus to be our Savior.</p> <p>S Work deep inside our hearts. Help us to turn away from our sins and trust in Jesus as our Savior. Help us to know You and live for You. Help us to go and tell others what we've learned about You, the one, true God.</p> <p>In Jesus' name we pray. Amen.</p>
<h2>5. TAKING IT HOME <i>(Take Home Sheet)</i></h2>	
<p>Clean up and Dismissal</p>	<p>★ "Now it's time to work together and clean up." <i>Have the children join you in cleaning up the room.</i></p>
<p>Coloring Pages/ Take Home Sheets</p> <p><i>in Appendix C</i></p>	<p>★ <i>Give out the craft/take home sheet and any other papers from the session, as you dismiss children from class.</i></p> <p><i>(Reminder: The back side of the coloring page is the take home sheet for each lesson.)</i></p>
<p>Bible Story to Take-Home</p> <p><i>in Appendix C</i></p>	<p>You may also want to include a copy of the story along with the take home sheet. (However, each coloring sheet/take home sheet includes a note to parents telling them where they can download the story from the Parent Resources section on the website.</p>

Big Question 4 Bible Story

use with all FIVE lessons

Place
story in

take out

p.l

The Case of the Big Showdown

Exodus 1-12



of BQB

Story-telling Tips

Ahead of time:

1. Read the Bible verses and story. Pray!
2. Choose story action cues and/or prepare storyboard pictures, if using. (Included in Visual Aids book)
3. Practice telling story with the pictures, timing your presentation. Shorten, if necessary to fit your allotted time.

During your presentation:

1. Maintain as much eye contact as possible as you tell the story.
2. Put up storyboard figures/add story action cues as you tell the story. Allow the children to help you put them on the board, if desired.
3. Include the children in your story with a few questions about what they think will happen or words/concepts that might be new to them.
4. Watch the kids for signs that their attention span has been reached. Shorten, if necessary.

INTRODUCTION/ LISTENING ASSIGNMENTS

“Our story is called: The Case of the Big Showdown. Here is your listening assignment...”

Read from Detective Dan’s Listening Assignment signs, but questions are summarized below:

Detective Dan’s Lesson #1 Listening Assignment:

As you listen to the story, see if you can figure out:

1. A showdown is like a fight to see who’s the best. Who won the showdown in this story?
2. What did He prove when He won?

Detective Dan’s Lesson #2 Listening Assignment:

Our Bible verse is 1 Kings 8:23: “O LORD... there is no God like you in heaven above or on earth beneath.”

As you listen to the story, see if you can figure out:

1. Who didn’t believe the LORD was the one, true God in our story?
2. How did the LORD show that He really was the one, true God?

Detective Dan’s Lesson #3 Listening Assignment:

I found four clues, but one of them is NOT in the story.

They are: A rug; A frog; A king (Pharaoh); and Moses.

Hold up each of the four pictures for the children to see as you identify them. Better yet, put them up on your flannelgraph board, off to one side.

I need to know:

1. Which three pictures belong in the story and which one does not?
2. How did the LORD use three things to show He was the one, true God?

Detective Dan’s Lesson #4 Listening Assignment:

As you listen to the story, see if you can figure out:

1. Who did the LORD prove He was in our story?
2. What was something God’s people asked the LORD for and He answered their prayers?

Detective Dan’s Lesson #5 Listening Assignment:

As you listen to the story, see if you can figure out:

1. Who did the LORD save His people from in our story?
2. What would He send Jesus to save His people from one day?

Read the questions, THEN SAY,

“Ok, Hide ‘n’ Seekers! Put on your best listening ears and see if you can find the answers to Detective Dan’s questions. When I finish telling the story, we’ll see what we come up with.”

Big Question 4 Bible Story	use with all FIVE lessons	p.2
<p>“The Case of the Big Showdown” Exodus 1-12</p> <p><i>Story with lines separating paragraphs (text in bold, optional interaction cues in italics)</i></p>		
<p>God’s people were very sad.</p> <p><i>What do you look like when you are sad? Can you show me?</i></p> <p>A mighty, mean king was hurting them. He made them work too hard. He didn’t take care of them. He wouldn’t let them go home.</p> <p>“Help us, LORD! Help us! DO SOMETHING!” God’s people cried out.</p> <p><i>Can you help God’s people cry out? Say, “Help, us, LORD! Help us! DO SOMETHING!”</i></p>		
<p>The LORD heard the people. He saw what the mighty, mean king did. He knew how sad His people were and He DID something! He sent Moses and Aaron to rescue them.</p> <p><i>“What do you think the LORD did?”</i></p> <p>The LORD told Moses and Aaron to talk to the king. “The LORD says: ‘Let My people go!’ they told the king.</p> <p><i>Can you tell the mean king the LORD’s message? Say: “Let My people go!”</i></p>		
<p>But the mighty, mean king did NOT think the LORD was any god at all. He said, “No!” to Moses. “I will not let them go! Instead, I will make the people sadder. I will make them work harder.” And he did just that.</p> <p>Now God’s people were even sadder! They worked even harder and hurt even more! There was only one thing to do: “Help us, LORD!” Moses and the people cried out to God. “Help us! DOOOOOO SOMETHING!”</p> <p><i>The people were really, REALLY sad now. Let’s cry out to God even louder with them: “Help us, LORD! Help us! DOOOOO SOMETHING!”</i></p>		
<p>The LORD heard the people. He saw what the mighty, mean king did. He knew how sad His people were... and He did something AGAIN!</p> <p><i>“What do you think the LORD did now?”</i></p> <p>The LORD sent sad things upon the mighty, mean king, his people, and his land... but He protected His people from them all. This would show EVERYONE that the LORD was the One, True God. This would make the king free God’s people.</p>		

Big Question 4 Bible Story

use with all FIVE lessons

p.3

Story with lines separating paragraphs (text in bold, optional interaction cues in italics)

The LORD sent nasty flies and gnats that swarmed and buzzed all around the king and his people...but not a one bothered God's people!

Can you buzz like a fly?

He sent lots of slippery-slidey frogs to hop all around the king and his people... and even into their houses...and even into their beds! But not a one bothered God's people!

Can you hop like a grasshopper?

He sent hungry locusts to munch up all the food of the king and his people. He made itchy, scratchy, ouchy bumps pop out all over their skin. He made other sad things happen to the king and his people (and even to their animals and their plants. But not a one bothered God's people or their animals or plants!

The mean king and his people were very sad and miserable. They didn't like all the things the LORD had sent upon them.

What do you think they looked like?

What would the mighty, mean king do now? Would he believe that the LORD is the One, True God? Now would he let God's people go free? YES, HE WOULD!

"Go away! Go home! THE LORD IS GOD!" the mighty, mean king said. "We have had enough of these sad things. We will do what your God wants us to do," he said. "God's people can go free!"

What did the mean king say? "Go away! Go home! The LORD IS GOD!"

How HAPPY Moses and Aaron were! How happy God's people were! They praised the LORD, the one, true God. He loved them and had heard their cries. He had seen what the mighty, mean king did. He knew how sad His people were... AND HE DID SOMETHING!

God's people were so happy! The LORD rescued them from the mighty, mean king. Let's cheer for God! He's not like anyone else!

How great is the LORD! He is not like anyone else!

Big Question 4 Bible Story	use with all FIVE lessons p.4
<p>Cracking the Case: (story wrap-up for Listening Assignments)</p> <p>It's time to see how we did with our Listening Assignment.</p> <p>Detective Dan's Lesson #1 Listening Assignment: 1. A showdown is like a fight to see who's the best. Who won the showdown in this story? The LORD. 2. What did He prove when He won? The LORD showed that He was the one, true God.</p> <p>For You and Me: Long ago, the LORD showed He was the one, true God, and He is still the one, true God today. There's no one better to love and obey than Him. His good plans for His people and this world will always win! Let's ask Him to help us to put our trust in Him.</p>	<p>Detective Dan's Lesson #3 Listening Assignment: I found four clues, but one of them is NOT in the story. They are: A rug; A frog; A king (Pharaoh); and Moses.</p> <p>1. Which three pictures belong in the story and which one does not? The rug was not in the story. 2. How did the LORD use three things to show He was the one, true God? Moses spoke God's words to the king, but the king refused to let the people go or admit that the LORD was God. The LORD used His mighty power and sent lots of frogs and many other things the king did not like. At last, he admitted that the LORD really was the one, true God.</p> <p>For You and Me: The LORD is still the one, true God. He wants us all to love Him, know Him and obey Him. We can ask Him and He will help us. What a wonderful thing it is to be one of God's people!</p>
<p>Detective Dan's Lesson #2 Listening Assignment: Our Bible Verse is 1 Kings 8:23: "O LORD... there is no God like you in heaven above or on earth beneath."</p> <p>1. Who didn't believe the LORD was the one, true God in our story? The mean, mighty king (Pharaoh) and his people. 2. How did the LORD show that He really was the one, true God? He rescued His people from the mean, mighty king, and did it in such great ways that even the king had to say that the LORD is God in heaven and on earth!</p> <p>For You and Me: The LORD is still the one, true God. There are none other like Him in heaven or on earth. And the amazing thing is, this great God wants us to be His people! Let's ask Him to help us to turn away from our sins and put our trust in His Son, Jesus, as our Savior. He loves to answer this prayer.</p>	<p>Detective Dan's Lesson #4 Listening Assignment: 1. Who did the LORD prove He was in our story? The one, true God. 2. What was something God's people asked the LORD for and He answered their prayers? They asked God to rescue them.</p> <p>For You and Me: God is still the one, true God who wants us to know, love and obey Him. He still loves to rescue His people when they cry out to Him. We can be His people when we turn from our sins and trust in Jesus as our Savior.</p> <p>Detective Dan's Lesson #5 Listening Assignment: 1. Who did the LORD save His people from in our story? The mighty, mean king. 2. What would He send Jesus to save His people from one day? Save them from their sins.</p> <p>For You and Me: We might not need to be rescued from a mighty, mean king like God's people did long ago, but we do all need to be rescued from our sins. The LORD wants to rescue us. He sent His Son, Jesus to be our Savior. Jesus can save us from our sins and make us God's people, too, when we repent of our sins and trust in Him as our Savior.</p>

Big Question 4 Bible Story

use with all FIVE lessons

p.5

The Gospel (story wrap-up if NOT using Listening Assignments)

Our Bible Truth is:

Can Anybody Tell Me What the LORD Is Like?

He's Not Like Anyone Else!

The LORD is the one, true God. We should all obey Him! But, like the mighty, mean king in our story, we all say "no" to God... and we deserve God's punishment! How sad!

But, oh, how kind is the LORD! If we turn away from our sins and ask Jesus to be our Savior, God will forgive us and save us!

What a wonderful beginning that will be! For then we will get to know God in our hearts. And one day, we will go to live happily with Him forever.

Let's thank God and praise God right now for sending Jesus to Let's ask Him to help us turn away from our sins and trust in Jesus as our own Savior.

Close in prayer.

Closing Unit 4 ACTS Prayer

A=Adoration C=Confession T=Thanksgiving S=Supplication

- A** We praise You, God. You are the one, true God in heaven above and here on earth.
- C** God, in our heart, we know that You are God and that we should obey You, but many times we don't want to. Please forgive us. We need a Savior!
- T** Thank You for not just being good and great, but being so good and so great to people like us! Thank You for caring about us so much and for wanting us to know You. And thank You so much for sending Jesus to be our Savior.
- S** Work deep inside our hearts. Help us to turn away from our sins and trust in Jesus as our Savior. Help us to know You and live for You. Help us to go and tell others what we've learned about You, the one, true God.

In Jesus' name we pray. Amen.

Unit 4 Discussion Sheet

use with all FIVE lessons

Use with all
response activities
for deeper learning



P.1

Questions to aid discussion of the key concepts and for use in games

Be familiar with these questions and answers. Look for opportunities to ask questions and talk about their answers, such as while the children work on their coloring pages, as part of their games, or during play time. Remember: your goal isn't to ask all these questions or to only talk to the children about these things. It is to be deliberate in having good conversations with them, as natural opportunities arise.

BIG QUESTION	Can Anybody Tell Me What the LORD Is Like? He's Not Like Anyone Else!
Meaning	There are many gods that people worship, but none is like the LORD. He is the one, true God. He's not like anyone else! He's always been alive--and He will never die. He's completely good and loving. He's all-powerful and all-wise. And that's just the beginning of what the LORD is like. He is so great! There will always be more of Him to know.
Discussion Questions	<p><i>choose a few</i></p> <ol style="list-style-type: none"> 1. Can anybody tell me what the LORD is like? <i>He's not like anyone else!</i> 2. Do people worship many different gods? <i>Yes, they do.</i> 3. Are all gods the same as the LORD? <i>No, there is no other god like the LORD.</i> 4. Who is the one, true God? <i>The LORD.</i> 5. How long has God been alive? <i>He's always been alive.</i> 6. When will God die? <i>Never!</i> 7. How good and loving is God? <i>He is completely good and loving!</i> 8. How powerful is the LORD? <i>He is all powerful.</i> 9. How wise is the LORD? <i>He is all wise!</i> 10. Will we ever know everything there is to know about God? <i>No, there will always be more of Him for us to know.</i>
THE GOSPEL	<p>What is God's good news for you and me? <i>The gospel!</i></p> <p><i>Can Anybody Tell Me What the LORD Is Like? He's Not Like Anyone Else! The LORD is the one, true God. We should all obey Him! But, like the mighty, mean king in our story, we all say "no" to God... and we deserve God's punishment! How sad!</i></p> <p><i>But, oh, how kind is the LORD! If we turn away from our sins and ask Jesus to save us, God will forgive us and save us! What a wonderful beginning that will be! For then we will get to know God in our hearts. And one day, we will go to live happily with Him forever. Let's thank God and praise God right now for sending Jesus to Let's ask Him to help us turn away from our sins and trust in Jesus as our own Savior.</i></p>

Unit 4 Discussion Sheet

use with all FIVE lessons

P. 2

Questions to aid discussion of the key concepts and for use in games

BIBLE VERSE	"O LORD... there is no God like you in heaven above or on earth beneath." 1 Kings 8:23, ESV
Meaning	The LORD is the one, true God. There is no one like Him, in heaven or earth. Let's praise Him!
Discussion Questions	<p>choose a few</p> <ol style="list-style-type: none"> 1. What is God's name? <i>The LORD.</i> 2. Who is the one, true God? <i>The LORD.</i> 3. Who is a god like the LORD in heaven? <i>There is no God like Him in heaven.</i> 4. Who is a god like the LORD on earth? <i>There is no God like Him on earth.</i> 5. How should we treat the LORD? <i>We should praise Him, love Him and obey Him! He is the one, true God.</i> 6. Who can help us to know the LORD, the one, true God? <i>He can! He loves to help us when we ask Him to!</i>
BIBLE STORY	The Case of the Big Showdown
Discussion Questions	<p>choose a few</p> <ol style="list-style-type: none"> 1. What is a showdown? <i>It is a fight to prove who is the biggest and best.</i> 2. Who was the showdown between in our story? <i>The LORD and the mighty, mean king (Pharaoh).</i> 3. Who won the showdown? <i>The LORD.</i> 4. What did the LORD prove by winning the showdown? <i>That He was the one, true God.</i> 5. Who needed to be rescued from the mighty, mean king? <i>The people of God.</i> 6. Who did the LORD send to rescue the people of God? <i>Moses.</i> 7. Did the mighty, mean king obey the LORD the first time He told him to let His people go? <i>No, he did not.</i> 8. What troubles did the LORD send that showed the king that the LORD really was the one, true God? <i>Grasshoppers, frogs, itchy sores. and other sad things.</i> 9. Did the mighty, mean king let God's people go? <i>Yes, he did in the end.</i> 10. Who can we cry out to when we are in trouble? <i>The LORD.</i> 11. What do we need rescuing from? <i>Our sins.</i> 12. Who can rescue us from our sins, if we ask Him to? <i>The LORD. We can ask Him to help us turn from our sins and trust in Jesus as our Savior. He loves to answer this prayer!</i>