

# Hide 'n' Seek Kids

Unit 3

Curriculum:

The Good News of  
God, the Gospel



## Session Prep (especially good for newbies!)

**Pray!** *NOTE: Most 2 & 3 year olds do best simply learning the Big Question & Answer, a simple version of the Bible story, and maybe the Bible Verse. Use other activities, as time and attention span allow. Your session prep need only include what you use.*



Pray for the Holy Spirit to be at work in your heart and the children's hearts.

### Review



If new to the curriculum, look at the **Getting Started with Hide 'n' Seek Kids section of this book** (p.5) It will be especially helpful to read through the Hide 'n' Seek Kids section of **The Praise Factory Tour: Extended Version Book**. This is a visual way to understand what goes on in the classroom. (A pdf of the book is found in the samples section on the website.)

### Look through and Learn the Lesson



Read over **lesson plan**. Practice any **songs or action rhymes** you are using. Choose/make up motions to go with these. Choose less with younger children and more with older preschoolers. **Practice the lesson with the visual aids** and using the Big Question Box/Briefcase.

### Read and Rehearse the Bible Story with Pictures



Read the Bible story from the Bible. Read the curriculum version. Practice telling it with the storyboard pictures. (If you have not previously laminated the story pictures, do that now.) Or, use Simple Story Scenes.

### Let There Be Music



Download the music and listen to the songs. Choose which of the songs you will use with the children. If using live musicians, make sure they have the sheet music (found in Appendix A).

### Put the Props in Place



1. Prepare your Visual Aids. Put the Bible Verse, Listening Assignment, Bible Story in one side of the Bible folder. Keep out the Big Question sign.
2. Get out your storyboard. Put all background pictures in place (they have a BG by the number). Put the rest of the storyboard pictures (these have a SB by the number) in order of use in the other side of the Bible folder.
3. Put the HSK Bible Folder as well as the Big Question sign in the Big Question Box/Briefcase and shut it. If your box/briefcase has locks and you want to use the unlocking the box as part of your session, lock it now....but make sure you have the key or know the code first.
4. Prepare the music CD or sheet music or mp3 device for use in your session.

### Set Out Free Play Activities



Choose and set up free time activities you will use with the children. Choose a variety of different activities that will be enjoyed by different types of children. Rotate the activities you provide to keep them interesting and fresh to your children. (Suggestions in Appendix D, Core Curriculum books.)

### Prepare Any Activities



Choose which (if any) of the unit games and crafts activities you want to use in the session. Bear in mind your time frame as well as the developmental abilities/attention span of your children as you decide what/how many to prepare. **Look over the Discussion Sheet** and choose a few questions you might use to spark discussion with the children as they do their activities (especially good for ages 3's+). Pray for God to give you opportunities to talk about these things with the children.

### Let Them Take It with Them



Make copies of the craft/take home sheets, if you are not already using them as one of your activities. You may also want to make copies of the story (see take-home version of each story included in Appendix C with the other take home resources) to have for parents to use with their children at home. There's a link on each craft/take home sheet to the story, if you don't make hard copies.

### Store It



After your session is over, collect the resources and store them for future use. This curriculum can be used over and over for years to come.

## Unit 3 Overview of Key Concepts

### UNIT 3: The Good News of God, the Gospel

**Unit Big Question (and Answer):** "What's the Gospel? It's Salvation through Faith in Jesus Christ!"

#### Meaning:

Gospel means "good news." In the Bible, the gospel is the good news that God sent His Son, Jesus, to save sinners like you and me from the punishment we deserve for our sins. Jesus did this when He suffered and died on the cross, giving His perfect life as the full payment for our sins. This salvation is for all who turn away from their sins and trust in Jesus as their Savior. It is a gift God offers to us, too. Now that is good news, indeed!

### Unit 3 Bible Verse: John 3:16

"For God so loved the world that he gave his one and only Son, that whoever believes in him shall not perish but have eternal life."

#### Meaning:

How great is God's love for sinners like you and me, that He would send His own Son, Jesus, to suffer and die for us! Now, all who turn from their sins and trust in Jesus as their Savior will not perish. They will not receive the punishment they deserve for their sins. Jesus has already paid for their sins when He died on the cross. Because of what Jesus has done for them, these people will enjoy eternal life with God. Here on earth, they will know God in their hearts and His care in their lives. And when they die, they will go to be with Him forever! God offers us eternal life, too, when we turn away from our sins and trust in Jesus as our Savior.

### Unit 3 ACTS Prayer

- A** We praise You, God. You love us so much! You, Yourself, have chosen to send a Savior to save us!
- C** God, in our heart, we know that You are God and that we should obey You, but many times we don't. We are all sinners who deserve Your punishment for disobeying You. Oh, how we need a Savior!
- T** Thank You for sending Your dear Son, Jesus to be that Savior. Thank You for making the way for our sins to be forgiven.
- S** Work deep inside our hearts. Help us to turn away from our sins and trust in Jesus as our Savior. Help us to know You and live for You. Help us to go and tell others the good news of the gospel, too.

In Jesus' name we pray. Amen.

### Unit 3 Story

#### The Case of the Stranger's Very Good News

*Acts 8:1-8*

**Songs Used in Unit 3** *listen to or download songs for free at <https://praisefactory.org>: Hide n Seek Kids Music page*

Big Q & A 3 Song

Big Question 3 Song: What's the Gospel?

Big Question 3 Bible Verse Song: For God So Loved the World John 3:16

*Extra Unit 3 Bible Verse Song: For God So Loved the World John 3:16 (other version)*

*Extra Unit 3 Bible Verse Song: For God So Loved the World John 3:16 (other version)*

Unit 3 Hymn: And Can It Be, v.1 Refrain

Unit 3 Praise Song: I Have Decided to Follow Jesus

---

## Hide 'n' Seek Kids NIV Songs 3 Track Numbers

---

This is a listing of all songs mentioned in the unit curriculum. You may or may not choose to use all of the songs. They are listed in easy-reference order--NOT in the order used in the curriculum.

You may choose to simply burn a CD/load them onto an mp3 device in this order. Or, you may want to do what we do: choose the songs we want to use and create a play list of them in that order. Then, we burn a CD/upload the play list onto an mp3 device. A teacher only has to click forward to the next song, instead of hunting for the right track. The track number have been included as part of the title of each song, so teachers will still have a reference to the track number listed in the curriculum (same as those listed below), even if you change the order on your customized play list.

### SONGS USED EVERY UNIT OF THE CURRICULUM

- 1 The Classroom Song v.1
- 2 The Classroom Song v.2
- 3 The Classroom Song v.3
- 4 The Classroom Song v.4
- 5 Hide 'n' Seek Kids Theme Song
- 6 The Classroom Rules Song
- 7 Let's Pray Song
- 8 The Big Question Box Song
- 9 The Bible Chant Song
- 10 ACTS Prayer Song (Short Version)
- 11 ACTS Prayer Song (Full Version)

#### Why the Extra Songs?

Hide 'n' Seek Kids is a curriculum used by children of different ages. Sometimes one of the other songs is a better fit for your kids. Or, you may simply want to teach them more songs on the same Bible Truth. Use as many or as few as you want.

### UNIT 3: GOD'S GOOD NEWS, THE GOSPEL

- 12 Big Q & A 3 Song
- 13 Big Question 3 Song: What's the Gospel?
- 14 Unit 3 Bible Verse Song: For God So Loved the World John 3:16
- 15 Extra Unit 3 Bible Verse Song: For God So Loved the World John 3:16
- 16 Extra Unit 3 Bible Verse Song: For God So Loved the World John 3:16
- 17 Unit 3 Hymn: And Can It Be, v.1 Refrain
- 18 Unit 3 Praise Song: I Have Decided to Follow Jesus

*listen to or download songs for free at <https://praisefactory.org>: Hide n Seek Kids Music page*

**Lesson Plan: Big Question 3**

★ = follow the stars for a short & simple lesson plan

**1. GETTING STARTED** *NOTE: Most 2 & 3 year olds do best simply learning the Big Question & Answer, a simple version of the Bible story, and maybe the Bible Verse. Use other activities, as time and attention span allow.*

<p><b>Intake Activity Ideas</b></p>	<p><b>Choose one of these open-ended activities to include children as they join the class:</b></p>	
<p><b>Free Play Time</b> <i>suggestions in Appendix D</i></p>	<p>★ (usually best for 2 year olds) Offer your own or some of the easy-to-make, free play activities suggested in Appendix D.</p>	
<p><b>OR Sing-along Music Time</b> <i>lyrics and sheet music, Appendix A</i>  <i>listen to or download songs for free at <a href="https://praisefactory.org">https://praisefactory.org</a>: Hide n Seek Kids Music page</i></p>	<p>Music from Hide 'n' Seek Kids (HSK) NIV Songs 3: Big Q &amp; A 3 Song Big Question 3 Song Unit 3 Bible Verse Song:     For God So Loved the World John 3:16 Unit 3 Extra Bible Verse Song (different version):     For God So Loved the World John 3:16 Unit 3 Extra Bible Verse Song (different version):     For God So Loved the World John 3:16 Unit 3 Hymn:     And Can It Be, v.1 Refrain Unit 3 Praise Song:     I Have Decided to Follow Jesus</p> <p><i>Add more fun to Sing-along Music Time by adding a Music, Movement &amp; Memory Activity. These activities are listed on p. 8 of this lesson plan with the Response Activities. Instructions found in Appendix B.</i></p>	<p><i>HSK NIV Songs 3, track 12</i> <i>HSK NIV Songs 3, track 13</i>  <i>HSK NIV Songs 3, track 14</i>  <i>HSK NIV Songs 3, track 15</i>  <i>HSK NIV Songs 3, track 16</i>  <i>HSK NIV Songs 3, track 17</i>  <i>HSK NIV Songs 3, track 18</i></p>
<p><b>OR Bible Verse Memory Game</b> <i>instructions found in Appendix B</i></p>	<p>Lesson 1 Game: Detective Mission Madness Practice Lesson 2 Game: Block Clapping Lesson 3 Game: Meet, Greet and Keep It Up Lesson 4 Game: Lily Pad Jump Lesson 5 Game: Animal Cube</p> <p><i>These activities are also included on p.8 of this lesson plan with the Response Activities.</i></p>	
<p><b>2. OPENING CIRCLE TIME</b> <i>(introduce the Bible Truth and tell the related Bible story)</i></p>		
<p><b>Gathering the Children</b> <i>lyrics and sheet music, Appendix A</i></p>	<p><i>Sing verse 1 of The Classroom Song to gather the children for Circle Time.</i></p> <p><b>The Classroom Song, verse 1</b> <span style="float: right;"><i>HSK NIV Songs 3, track 1</i></span> Let's gather together to worship God, Let's gather together to worship God, Let's gather together to worship God, Come gather here with me!</p>	
<p><b>Welcome to Hide 'n' Seek Kids!</b></p>	<p>★ "Welcome to Hide 'n' Seek Kids! We're so glad you've joined us! We're here to seek God and learn His Word and Hide it in our heart so that it will always be with us. And we're here to Hide His Word, the Bible, in our hearts. We ask big questions about God and dig deep down in the truths of God's Word to find them."</p>	

**2. OPENING CIRCLE TIME, continued**

★ = short & simple lesson plan

**Hide 'n' Seek Kids Theme Song**

"Let's sing our Hide 'n' Seek Kids theme song."

*lyrics and sheet music, Appendix A*

★ **Hide 'n' Seek Kids Theme Song**

*HSK NIV Songs 3, track 5*

Come along, we're gonna Hide 'n' seek!  
Hide God's Word in our heart and Him, we'll seek,  
God loves to show us the truths of His Word,  
That we might know Him  
and live out what we've learned.

**Classroom Rules Song**

There are two very important things that Hide 'n' Seek Kids do together: we worship God and we love one another. Our Classroom Rules Song reminds us how we should act. Let's sing it."

*lyrics and sheet music, Appendix A*

**Classroom Rules Song**

*HSK NIV Songs 3, track 6*

Shh, be quiet while someone is talking,  
Raise your hand, if you have something to say,  
Don't touch your friend, sitting beside you,  
Obey your teachers, Be kind as you play.  
These are our classroom rules,  
These are our classroom rules,  
They help us worship God and love one another,  
These are our classroom rules.

**Opening Prayer Time**

"Children, we need God's help to keep these rules. Let's ask Him to help us right now. Let's get ready and pray."

*lyrics and sheet music, Appendix A*

**Let's Pray**

*HSK NIV Songs 3, track 7*

1-2-3!  
Fold your hands,  
Bow your head,  
Close your eyes.  
Let's pray! (*repeat*)

"Let's pray:"


★ **Opening Prayer**

Dear Lord,  
We're so glad to get to gather together to worship You!  
Please help us keep the classroom rules.  
Please help us to love You and learn about You today.  
In Jesus' name we pray. Amen.



**2. OPENING CIRCLE TIME, continued**

★ = short & simple lesson plan

<p><b>Reveal the Big Question</b></p> <p><b>Introduce the Big Question Box/Briefcase</b></p> <p><i>lyrics and sheet music, Appendix A</i></p>	<p>"It's time to get down to business, Hide 'n' Seek kids! Let's see what our Big Question for today is. It's right inside our Big Question Box/ Briefcase."</p> <p><b>The Big Question Box Song</b> <span style="float: right;"><i>HSK NIV Songs 3, track 8</i></span></p> <p>We've got a big box, All closed up and locked, Filled with the truths of God's Word.</p> <p>We've got a brief case, There's no time to waste, Come on, kids, let's open it up!</p>
<p><b>The Big Question under Investigation</b></p> <p><i>VISUAL take out AID</i></p> <div style="display: flex; align-items: center;"> <div style="border: 1px solid black; padding: 2px; margin-right: 5px;"><b>#1</b></div> <div style="border: 1px solid black; padding: 2px; margin-right: 5px; text-align: center;">  </div> </div> <p><i>of BQB</i></p> <p><i>Big Question &amp; Answer Sign, front side</i></p> <p><i>*found in the HSK Vol. 1 Visual Aids, NIV Book</i></p>	<p>Ok, who would like to open it up for me and pull out the Big Question?"</p> <p><i>Choose a child to open the box/briefcase, take out the Big Question and hand it to you, then hold up the Big Question sign for all the children to see, and say:</i></p> <p>★ The Big Question we are investigating today is Big Question Number 3:</p> <p><b>What Is the Gospel?</b> and the Answer is: <b>It's Salvation through Faith in Jesus Christ!</b></p>
<p><b>Big Question Meaning</b></p>	<p>★ Gospel means "good news." In the Bible, the gospel is the good news that God sent His Son, Jesus, to save sinners like you and me from the punishment we deserve for our sins. Jesus did this when He suffered and died on the cross, giving His perfect life as the full payment for our sins. This salvation is for all who turn away from their sins and trust in Jesus as their Savior. It is a gift God offers to us, too. Now that is good news, indeed!</p>
<p><b>Big Question Songs</b></p> <p><b>Big Q &amp; A 3 Song</b></p> <p><i>lyrics and sheet music, Appendix A</i></p>	<p>"Let's sing our Big Question Song:</p> <p>★ <b>Big Q &amp; A 3 Song</b> <span style="float: right;"><i>HSK NIV Songs 3, track 12</i></span></p> <p><i>(adapted version of "Oh, My Darlin' Clementine")</i></p> <p>What's the gospel? What's the gospel? Can you tell me what it is? It's salvation through faith in Jesus, That's what the gospel is. (repeat)</p>

**2. OPENING CIRCLE TIME, continued**

★ = short & simple lesson plan

**Learning about the Big Question**

*Repeat the Big Question and Answer again:*

"What Is the Gospel? It's Salvation through Faith in Jesus Christ!"

Say: "Hmmm, I wonder what that means... Let's do our action rhyme/sing our song that explains it."

*Then do the action rhyme /sing song using any of the optional motions suggested, if desired.*

**Big Question (Action Rhyme) Song**

*lyrics and sheet music, Appendix A*

**★ Big Question 3 Action Rhyme/ Song**

*HSK NIV Songs 3, track 13*

Refrain:

What is the gospel?

G-O-S-P-E-L?

What is the gospel?

Can anybody tell me?

What is the gospel?

Yes, I know what it is!

Salvation through faith in Christ,

That's what the gospel is.

"G" is for God, our good King and Creator,

O, we should obey Him,

but instead we're disobeyers,

So S, we need a Savior to save us from our sins,

That Savior is Jesus, who "P" took the punishment.

Yes, Jesus died upon the cross,

the perfect sacrifice,

Then on day three, He rose again

To prove He'd won the fight,

And now "E" everyone who repents

and believes in Him,

He gives "E-L" eternal life:

forever life with Him. Refrain

**(POSSIBLE ACTIONS)**

*Make question gesture with your arms (arms bent and palms facing upward)*

*Point out to others in a arc movement*

*Point up to God*

*Make a grumpy face*

*Use your index fingers to make a cross*

*Use your index fingers to make a cross*

*Hold up three fingers, then straighten arm up and point up with one finger*

*Make prayer hands*

*Raise hands and waggle them back and forth (celebrating)*



**2. OPENING CIRCLE TIME, continued**

★ = short & simple lesson plan





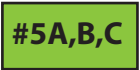




<p><b>Learning the Bible Verse</b></p> <p><b>The Bible Chant Song</b></p> <p><i>lyrics and sheet music, Appendix A</i></p>	<p>★ "And how do I know this is true? God tells me so in His special book, the Bible."</p> <p><i>Say or sing the Bible Chant Song.</i></p> <p><b>The Bible Chant Song</b> <span style="float: right;"><i>HSK NIV Songs 3, track 9</i></span></p> <p>The Bible, the Bible, Let's get out the Bible. Let's hear what God has to say. The Bible, the Bible, God's given us the Bible. It's His Word for us to learn and obey! Yay!</p>
<p><b>The Bible Verse in the HSK Bible Folder</b></p> <p><i>HSK 3 Bible Verse-front side (in the HSK Bible folder)</i></p> <p>VISUAL AID <i>Place verse in take out</i></p> <div style="display: flex; align-items: center; gap: 10px;"> <div style="border: 1px solid black; padding: 5px; background-color: #90EE90;">#2</div> <div style="border: 1px solid black; padding: 5px; background-color: #3CB371; color: white; text-align: center;">HSK Bible Folder</div> <div style="border: 1px solid black; padding: 5px; background-color: #FFD700; text-align: center;">? Big Question Briefcase ?</div> </div> <p><i>HSK Bible Folder of BQB</i></p> <p><i>*found in the HSK Vol. 1 Visual Aids, NIV Book</i></p>	<p>"Who would like to get our Bible folder out of the Big Question Briefcase for me?"</p> <p><i>Choose a child to open the briefcase, take out the "Bible" folder and hand it to you. Remove the Bible Verse Picture from the "Bible" folder and hold it up for all the children to see, then say:</i></p> <p>★ <b>John 3:16, NIV 1984</b></p> <p>"For God so loved the world that he gave his one and only Son, that whoever believes in him shall not perish but have eternal life."</p>
<p><b>Bible Verse Meaning</b></p> <p><i>HSK 3 Bible Verse-back side</i></p>	<p>★ <b>What does that mean?</b></p> <p>How great is God's love for sinners like you and me, that He would send His own Son, Jesus, to suffer and die for us! Now, all who turn from their sins and trust in Jesus as their Savior will not perish. They will not receive the punishment they deserve for their sins. Jesus has already paid for their sins when He died on the cross. Because of what Jesus has done for them, these people will enjoy eternal life with God. Here on earth, they will know God in their hearts and His care in their lives. And when they die, they will go to be with Him forever! God offers us eternal life, too, when we turn away from our sins and trust in Jesus as our Savior.</p>
<p><b>Bible Verse Song</b></p> <p><i>lyrics and sheet music, Appendix A</i></p>	<p>"We've said our Bible verse, now let's sing it!"</p> <p><b>For God So Loved the World: John 3:16</b> <span style="float: right;"><i>HSK NIV Songs 3, track 14</i></span></p> <p>For God so loved the world, That He gave His only Son, That whoever believes in Him shouldn't perish, But have eternal life.</p> <p>For God so loved the world, That He gave His only Son, That whoever believes in Him shouldn't perish, But have eternal life.</p> <p>John Three, sixteen.</p> <div style="float: right; margin-top: 20px;"> <p><i>You might also enjoy:</i> <i>For God So Loved the World: John 3:16 (2nd version)</i> <i>HSK NIV Songs 3, track 15</i></p> <p><i>For God So Loved the World: John 3:16, (3rd version)</i> <i>HSK NIV Songs 3, track 16</i></p> <p><i>lyrics and sheet music, Appendix A</i></p> </div>

**Lesson Plan: Big Question 3**

use with all FIVE lessons

**2. OPENING CIRCLE TIME, continued**

★ = short & simple lesson plan

<p><b>Getting into the Case</b></p>	<p>"Now it's time to do a bit more deep down investigating. Let's see what Detective Dan wants us to help him figure out. Would someone like to get it out for me?"</p>
<p><b>Listening Assignments</b></p> <p>Place in  take out  of BQB</p>	<p><b>NOTE: Listening assignments are most suitable for ages 3+. Skip straight to the Bible story (see bottom of this page), if working with 2 year olds.</b></p> <p>"Let's open up our listening assignment and see what we are supposed to figure out today.</p> <p>Choose a child to take out the Listening Assignment (from the HSK Bible Folder) and hand it to you. Read Detective Dan's letter to the children that includes the listening assignment. The listening assignments are summarized below:</p>
<p>VISUAL AID</p> <p></p> <p>HSK Vol. 1 Visual Aids, NIV</p>	<p><b>Detective Dan's Lesson #1 Listening Assignment:</b></p> <p>As you listen to the story, see if you can figure out:</p> <ol style="list-style-type: none"> <li>1. Who ran away from Jerusalem went to Samaria?</li> <li>2. What was the good news he brought with him and shared?</li> </ol>
<p>VISUAL AID</p> <p></p> <p>HSK Vol. 1 Visual Aids, NIV</p>	<p><b>Detective Dan's Lesson #2 Listening Assignment:</b></p> <p>Our Bible verse is John 3:16:</p> <p>"For God so loved the world, that he gave his only Son, that whoever believes in him shall not perish but have eternal life."</p> <p>As you listen to the story, see if you can figure out:</p> <ol style="list-style-type: none"> <li>1. Who did God use to tell the world the good news about His Son, Jesus?</li> <li>2. What happened when they shared the good news?</li> </ol>
<p>VISUAL AID</p> <p></p> <p>*Listening Assignment #3 includes the Assignment Sheet, plus 4 clue pictures*</p> <p>HSK Vol. 1 Visual Aids, NIV</p>	<p><b>Detective Dan's Lesson #3 Listening Assignment:</b></p> <p>I found four clues, but one of them is NOT in the story. They are: Some enemies; some bags; some sick people; and a horse.</p> <p>Hold up each of the four pictures for the children to see as you identify them. Better yet, put them up on your flannelgraph board, off to one side.</p> <p>I need to know:</p> <ol style="list-style-type: none"> <li>1. Which three pictures belong in the story and which one does not?</li> <li>2. How did God use the other three things to spread the good news of Jesus?</li> </ol>
<p>VISUAL AID</p> <p></p> <p>HSK Vol. 1 Visual Aids, NIV</p>	<p><b>Detective Dan's Lesson #4 Listening Assignment:</b></p> <p>As you listen to the story, see if you can figure out:</p> <ol style="list-style-type: none"> <li>1. Philip tell the good news of Jesus to the people of what city?</li> <li>2. What did they confess to God when they heard the gospel?</li> </ol>
<p>VISUAL AID</p> <p></p> <p>HSK Vol. 1 Visual Aids, NIV</p>	<p><b>Detective Dan's Lesson #5 Listening Assignment:</b></p> <p>As you listen to the story, see if you can figure out:</p> <ol style="list-style-type: none"> <li>1. Why was it bad news that the Christians had to leave Jerusalem?</li> <li>2. What good news did they share with others as they ran away to other places?</li> </ol>
<p><b>Tell the Bible Story</b> ★</p> <p>Place story &amp; pics in  take out  of BQB</p> <p>HSK Vol. 1 Visual Aids, NIV</p> <p><b>Bible Story included in this book, immediately after the Lesson Plan and with the Visual Aids</b></p>	<p>★ <b>Then say,</b> "Ok, Hide 'n' Seekers! Put on your best listening ears and see if you can find the answers to Detective Dan's questions. When I finish telling the story, we'll see what we come up with."</p> <p>★ <b>Bible Story: The Case of the Stranger's Very Good News Acts 8:1-8</b></p> <p>Read the Bible Truth story, putting up the storyboard pictures/Simple Story Scenes as you tell it. Then, have the children answer the listening assignment. Present the the gospel and lead in prayer.</p> <p>*Answers to questions, the gospel and ACTS prayer are included with the story text.*</p>

**Lesson Plan: Big Question 3**

use with all FIVE lessons

**2. OPENING CIRCLE TIME, continued**

★ = short & simple lesson plan

<p><b>Story Response Song(s)</b></p>	<p><i>As attention span and time allow, you might want to end with one of the following songs which also tie in with the unit. If desired, use the Music and Movement activity ideas while singing, listed with the Response Activities.</i></p>	
<p><b>Hymn</b></p> <p><i>lyrics and sheet music, Appendix A</i></p>	<p><b>And Can It Be</b></p> <p><b>Refrain</b></p> <p>Amazing love, how can it be? That thou, my God, should die for me? Amazing love, how can it be? That thou, my God, should die for me?</p> <p><b>Tie-in:</b> "God's love is amazing! How He loves His people! They deserved the full punishment for their sins. They deserved to die and be separated from God forever. But Jesus came to die for the sins of all who would ever turn from their sins and trust in Him as their Savior. He died in their place. He took their sins. So that they could be forgiven and live as God's people forever. When we turn from our sins and trust in Jesus as our Savior, then His death pays for our sins, too. We, too, can know God now in our hearts, and one day, go to live with Him forever."</p>	<p><i>HSK NIV Songs 3, track 17</i></p>

<p><b>Praise Song</b></p> <p><i>lyrics and sheet music, Appendix A</i></p>	<p><b>Praise Song: I Have Decided to Follow Jesus</b></p> <p>I have decided to follow Jesus, I have decided to follow Jesus, I have decided to follow Jesus, No turning back, no turning back.</p> <p><b>Tie-in:</b> "God offers to forgive our sins when we turn away from sinning and trust in Jesus as our Savior. He gives us eternal life and makes us His people. God's people love God and want to please Him. Every day, they ask God to help them to follow Jesus by how they live. They want to love God and others the way Jesus did. God loves to answer this prayer. He promises to send the Holy Spirit to help them do this."</p>	<p><i>HSK NIV Songs 3, track 18</i></p>
--	--	---

**3. TAKING ACTION: Response Activities** *(choose from among these activities)*




<p><b>Transition to Activities</b></p>	<p>★ Well, Hide 'n' Seek Kids, you've done a great job diggin' deep down for answers in the truths of God's Word. Now it's time to enjoy some activities."</p> <p>★ <i>Tell children what activity/s you are providing for them: either free play or some of the response activities listed below. When you are ready to dismiss them, use this song to help the children transition in an orderly fashion to their next activity.</i></p>	
--	--	--

<p><b>Classroom Song, verse 2</b></p> <p><i>lyrics and sheet music, Appendix A</i></p>	<p>"Children, let's sing our Time to Play Song. When we are finished you may get up and walk over to our next activity."</p> <p><b>Classroom Song, verse 2</b></p> <p>We've gathered together to worship God, We've gathered together to worship God, And now it's time to play.</p> <p><i>Dismiss the children to whatever activities you have prepared for them to do.</i></p>	<p><i>HSK NIV Songs 3, track 2</i></p>
--	--	--

**Lesson Plan: Big Question 3**

use with all FIVE lessons

**3. TAKING ACTION: Response Activities** (choose from among these activities) ★ = short & simple lesson plan

<p><b>Response Activities</b></p>	<p>Choose one or more activities appropriate for your children, based on classroom time and developmental needs. <b>Add the Discussion Sheet to any activity for deeper learning.</b> ★</p>	
<p><b>Bible Verse Memory Game</b></p> <p><i>game directions, Appendix B</i></p>	<p>Though listed with the opening activities, you may choose to use this Bible verse game here instead (or as a repeat).</p> <ul style="list-style-type: none"> <li>Lesson 1 Game: Detective Mission Madness Practice</li> <li>Lesson 2 Game: Block Clapping</li> <li>Lesson 3 Game: Meet, Greet and Keep It Up</li> <li>Lesson 4 Game: Lily Pad Jump</li> <li>Lesson 5 Game: Animal Cube</li> </ul>	<p>Unit</p>  <p>Discussion Questions</p>
<p><b>Music, Movement &amp; Memory Activity</b></p> <p><i>game directions, Appendix B</i></p>	<p>A music activity that uses the songs from the Bible Truth and Big Question unit.</p> <ul style="list-style-type: none"> <li>HSK Songs for Unit, plus:</li> <li>Lesson 1 Activity: Block Clappers</li> <li>Lesson 2 Activity: Musical Squares</li> <li>Lesson 3 Activity: Lullabies, Bells and Lions</li> <li>Lesson 4 Activity: Thumping Drums</li> <li>Lesson 5 Activity: Say, Spring Up and Shout</li> </ul>	<p>Unit</p>  <p>Discussion Questions</p>
<p><b>Bible Story Review Game</b></p> <p><i>game directions, Appendix B</i></p>	<p>A game that uses the storyboard pictures from the story to review the story.</p> <ul style="list-style-type: none"> <li>Lesson 1 Game: Clothespin Line Up and Drop</li> <li>Lesson 2 Game: Fix Up the Mix Up</li> <li>Lesson 3 Game: Who's in the Basket?</li> <li>Lesson 4 Game: Run to the Grocery Store</li> <li>Lesson 5 Game: Treasure Hunt</li> </ul>	<p>Unit</p>  <p>Discussion Questions</p>
<p><b>Coloring Pages/ Take Home Sheets</b></p> <p><i>in Appendix C</i></p>	<p>A coloring page related to the lesson assignment questions is provided for each lesson. On the back of each are the key concepts, a few questions and a song for parents to use with their children. (If desired, include a copy of the Bible story with the Take Home Sheet.)</p> <p>NOTE: Upgrade your coloring sheet to a more interesting craft by offering simple embellishments, such as jiggly eyes, craft sand, glitter, glitter glue, colored paper dots (made with a hole punch), fabric scraps, etc. Make cut-to-size glued-on clothes, hair, etc for characters by using a copy of the coloring sheet, cutting out the selected portions and making them the patterns for whatever you want to cut out of fabric, paper, foil, etc.</p> <ul style="list-style-type: none"> <li>Lesson 1 Coloring Sheet Emphasis: Bible Truth</li> <li>Lesson 2 Coloring Sheet Emphasis: Bible Verse</li> <li>Lesson 3 Coloring Sheet Emphasis: Bible Truth</li> <li>Lesson 4 Coloring Sheet Emphasis: ACTS Prayer</li> <li>Lesson 5 Coloring Sheet Emphasis: The Gospel</li> </ul>	
<p><b>Extra Crafts:</b></p> <p><b>Big Question Craft</b> <i>in Appendix C</i></p> <p><b>Bible Verse Craft</b> <i>in Appendix C</i></p> <p><b>Bible Story Puzzle</b> <i>in Appendix C</i></p>	<p><b>These crafts are slightly more complex than the coloring sheets:</b></p> <p><b>The Big Question Craft</b> is a color, glue and stick craft of the Big Question and Answer.</p> <p><b>The Bible Verse Craft</b> is a craft that gives the Bible verse and explains it, also involving gluing and sticking and a few other, simple craft supplies.</p> <p>The <b>Storyboard Picture Placement Page</b> has been made into a puzzle that can be cut out and re-assembled by the children. This provides a nice summary of the story.</p>	
<p><b>Free Play Activities</b></p> <p><i>ideas in Appendix D</i></p>	<p>★ Offer your own or some of the easy-to-make, free play activities suggested in Appendix D.</p>	

**Lesson Plan: Big Question 3**

use with all FIVE lessons

**4. CLOSING CIRCLE TIME** *(End-of-session activities for the last 5-10 minutes of class time)* ★ = short & simple lesson plan

<p><b>Transition to Closing Circle</b></p> <p><b>Classroom Song, verse 3</b></p> <p><i>lyrics and sheet music, Appendix A</i></p>	<p><i>Use this song to help the children transition in an orderly fashion. Sing the song, then ask the children to gather with you for Closing Circle Time.</i></p> <p><b>Classroom Song, verse 3</b> <span style="float: right;"><i>HSK NIV Songs 3, track 3</i></span></p> <p>It's time to get ready to go and tell, It's time to get ready to go and tell, Come gather here with me.</p>
<p><b>Closing Circle Time</b></p> <p><b>Classroom Song, verse 4</b></p> <p><i>lyrics and sheet music, Appendix A</i></p>	<p><i>When children are settled in the circle, say:</i></p> <p>"It is almost time for your parents to come pick you up. And do you know what that means? It means.... (draw this out to build anticipation and excitement)...that it's almost time to go home and....it's almost time to...Go and Tell! We have learned some big news about God today. God wants us to take and tell it to the whole world!"</p> <p><b>Classroom Song, verse 4</b> <span style="float: right;"><i>HSK NIV Songs 3, track 4</i></span></p> <p>So what's our big news to go and tell, So what's our big news to go and tell, Can you tell me now?</p>
<p><b>Big News to Tell</b></p> <p><b>Big Question 3</b></p> <p>VISUAL AID</p> <div style="border: 1px solid black; background-color: #90EE90; padding: 2px; display: inline-block; margin: 5px;">#1</div> <p><i>*found in the HSK Vol. 1 Visual Aids, NIV Book</i></p> <p><i>lyrics and sheet music, Appendix A</i></p>	<p>"Let's see....there's so much big news to tell! There's so much we've learned!</p> <p>Can you tell me the answer to our <b>Big Question: "What Is the Gospel?"</b> <i>(Show them the Big Question and Answer picture.)</i></p> <p>Say the answer with me: <b>"It's Salvation through Faith in Jesus Christ!"</b></p> <p><i>(If desired, you can sing the Big Q &amp; A Song.)</i> <span style="float: right;"><i>HSK NIV Songs 3, track 12</i></span></p>
<p><b>Big Question 3 Bible Verse</b></p> <p>VISUAL AID</p> <div style="border: 1px solid black; background-color: #90EE90; padding: 2px; display: inline-block; margin: 5px;">#2</div> <p><i>*found in the HSK Vol. 1 Visual Aids, NIV Book</i></p> <p><i>lyrics and sheet music, Appendix A</i></p>	<p>"And how do I know this is true? Can you tell me?"</p> <p>Say it with me: <b>"The Bible tells me so!"</b></p> <p>That's right!</p> <p>We learned: <b>John 3:16, ESV</b> <b>"For God so loved the world that he gave his one and only Son, that whoever believes in him shall not perish but have eternal life."</b> <i>(Show them the Bible Verse picture.)</i></p> <p>The Bible tells us that God saves all who trust in Jesus as their Savior" <i>(If desired, you can sing the Bible verse song.)</i> <span style="float: right;"><i>HSK NIV Songs 3, track 14</i></span></p>

**Lesson Plan: Big Question 3**

use with all FIVE lessons

**4. CLOSING CIRCLE TIME, continued**

★ = short & simple lesson plan

<p><b>Closing ACTS Prayer Time</b></p> <p><b>ACTS Prayer Chant</b></p> <p><i>lyrics and sheet music, Appendix A</i></p>	<p><i>Let's ask God to help us to remember this and even tell others this good news. Let's get ready and pray our ACTS prayer.</i></p> <p><i>And what does ACTS mean? Let's sing/say our ACTS Prayer Chant!</i></p> <p><b>ACTS Prayer Chant Song</b> <span style="float: right;"><i>HSK NIV Songs 3, tracks 10,11</i></span></p> <p>A, Adoration: God, we praise You!                  C, Confession: Forgive us our sins.      That's the ACTS prayer, my friend,                  T, Thanksgiving: Thank You for Jesus,      Bow head, Close your eyes, Shhh,                  S, Supplication: Help us to live like Him.      Let's begin!</p>
<p><b>Closing ACTS Prayer</b></p>	<p>"Let's pray!"</p> <p><i>Lead the children in the ACTS prayer for this unit.</i></p> <p><b>A</b> We praise You, God. You love us so much! You, Yourself, have chosen to send a Savior to save us!</p> <p><b>C</b> God, in our heart, we know that You are God and that we should obey You, but many times we don't. We are all sinners who deserve Your punishment for disobeying You. Oh, how we need a Savior!</p> <p><b>T</b> Thank You for sending Your dear Son, Jesus to be that Savior. Thank You for making the way for our sins to be forgiven.</p> <p><b>S</b> Work deep inside our hearts. Help us to turn away from our sins and trust in Jesus as our Savior. Help us to know You and live for You. Help us to go and tell others the good news of the gospel, too.</p> <p>In Jesus' name we pray. Amen.</p>
<p><b>5. TAKING IT HOME</b> <i>(Take Home Sheet)</i></p>	
<p><b>Clean up and Dismissal</b></p>	<p>★ "Now it's time to work together and clean up."  <i>Have the children join you in cleaning up the room.</i></p>
<p><b>Coloring Pages/ Take Home Sheets</b></p> <p><i>in Appendix C</i></p>	<p>★ <i>Give out the craft/take home sheet and any other papers from the session, as you dismiss children from class.</i></p> <p><i>(Reminder: The back side of the coloring page is the take home sheet for each lesson.)</i></p>
<p><b>Bible Story to Take-Home</b></p> <p><i>in Appendix C</i></p>	<p>You may also want to include a copy of the story along with the take home sheet. (However, each coloring sheet/take home sheet includes a note to parents telling them where they can download the story from the Parent Resources section on the website.)</p>



**Big Question 3 Bible Story**

use with all FIVE lessons

Place  
story in

take out

p.l

**The Case of the Stranger's Very Good News**

Acts 8:1-8



of BQB

**Story-telling Tips**

Ahead of time:

1. Read the Bible verses and story. Pray!
2. Choose story action cues and/or prepare storyboard pictures, if using. (Included in Visual Aids book)
3. Practice telling story with the pictures, timing your presentation. Shorten, if necessary to fit your allotted time.

During your presentation:

1. Maintain as much eye contact as possible as you tell the story.
2. Put up storyboard figures/add story action cues as you tell the story. Allow the children to help you put them on the board, if desired.
3. Include the children in your story with a few questions about what they think will happen or words/concepts that might be new to them.
4. Watch the kids for signs that their attention span has been reached. Shorten, if necessary.

**INTRODUCTION/ LISTENING ASSIGNMENTS**

**“Our story is called: The Case of the Stranger's Very Good News. Here is your listening assignment... ”**

*Read from Detective Dan's Listening Assignment signs, but questions are summarized below:*

**Detective Dan's Lesson #1 Listening Assignment:**

As you listen to the story, see if you can figure out:

1. Who ran away from Jerusalem went to Samaria?
2. What was the good news he brought with him and shared?

**Detective Dan's Lesson #2 Listening Assignment:**

Our Bible verse is John 3:16: "For God so loved the world, that he gave his only Son, that whoever believes in him shall not perish but have eternal life."

As you listen to the story, see if you can figure out:

1. Who did God use to tell the world the good news about His Son, Jesus?
2. What happened when they shared the good news?

**Detective Dan's Lesson #3 Listening Assignment:**

I found four clues, but one of them is NOT in the story.

They are: Some enemies; some bags; some sick people; and a horse.

Hold up each of the four pictures for the children to see as you identify them. Better yet, put them up on your flannelgraph board, off to one side.

I need to know:

1. Which three pictures belong in the story and which one does not?
2. How did God use the other three things to spread the good news of Jesus?

**Detective Dan's Lesson #4 Listening Assignment:**

As you listen to the story, see if you can figure out:

1. Philip told the good news of Jesus to the people of what city?
2. What did they confess to God when they heard the gospel?

**Detective Dan's Lesson #5 Listening Assignment:**

As you listen to the story, see if you can figure out:

1. Why was it bad news that the Christians had to leave Jerusalem?
2. What good news did they share with people as they ran away to live in new places?

**Read the questions, THEN SAY,**

"Ok, Hide 'n' Seekers! Put on your best listening ears and see if you can find the answers to Detective Dan's questions. When I finish telling the story, we'll see what we come up with."

**“The Case of the Stranger’s Very Good News” Acts 8:1-8**

*Story with lines separating paragraphs (text in bold, optional interaction cues in italics)*

**“Run! Pack your bags! Get out of town!” The church leaders told the other Christians. “Jerusalem isn’t safe anymore! The enemies of Jesus are after you! They will hurt you and put you in jail if they catch you!” the leaders warned. “So get out of town...NOW!”**

*How fast would you run if you had enemies trying to get you? Run in place and show me!*

**That’s exactly what most of the Christians did. They packed their bags and ran, ran, ran out of town!**

**Oh, what bad news this was! Or was it? Yes, it was BAD news that these Christians had to leave their homes and their friends and everything they knew in Jerusalem. And, it was BAD news that they had enemies who wanted to hurt them. But.... it was GOOD news for the people of the world.**

**Why? Because when those Christians ran away, they took the gospel with them--that wonderful, marvelous, amazing good news about Jesus--and they shared it with everyone they met.**

**Some of the Christians went down the sea and made their home there. And what good news did they tell the people they met there? The gospel--the good news of Jesus!**

**Some went out to dry, deserty lands and made their home there. And what did they tell the people they met there? The gospel--the good news of Jesus!**

**Some went up to the tall mountains and made their home there.**

*Can you pretend to climb up a mountain...carrying your bags with you???*

**And what did they tell the people they met there? The gospel--the good news of Jesus!**

**Some even went far away to other countries. One of these people was a godly man named Philip. Philip went to the land of Samaria to live. And what did he tell the people he met there?**

*Can you tell me...the good news of who? Jesus!*

**You guessed it! The gospel--the good news of Jesus!**

**As Philip told the good news of Jesus, crowds of people gathered around and listened. There were poor people and rich people; sick people and well people; old people and young people. And to all of these people, Philip told the gospel, good news of Jesus. This is what he told them:**

**“God is the good King and Creator of the whole world. He created us and we should obey Him. But instead, we’ve all chosen to disobey Him. Disobeying God is what God calls “sin”; and, we deserve His punishment for our sins against Him. We need a Savior!” Philip told them.**

**“God sent Jesus to be that Savior. Jesus is God’s perfect Son who came to earth to suffer and die on the cross to pay for our sins. Then, on the third day, Jesus rose from the dead, showing that He had beaten sin and death,” Philip shared.**

**Big Question 3 Bible Story**

use with all FIVE lessons

p.3

*Story with lines separating paragraphs (text in bold, optional interaction cues in italics)*

**“Now, everyone who turns away from sinning and trusts in Jesus as their Savior will be saved. God makes them His people. And they will get to know God and live with Him forever! This is the gospel—God’s good news to you. Come, turn from your sins and trust in Jesus as your Savior today!” Philip told them.**

*Have you heard this good news before? It is very good news, isn’t it?*

**“What amazing things this stranger is saying,” the Samaritans thought! “We haven’t heard anything like this before. Could it really be true?” they wondered.**

**Then God did something marvelous to help them know this good news really was true. Philip prayed for God to heal the sick people listening to him preach. And right then and there, without any medicine, or doctor, or hospital, God made them well. By His great power alone!**

**The people of Samaria were even more amazed! God Holy Spirit worked in the hearts of many people as they heard the good news of Jesus and saw God’s mighty power to heal the sick. “Surely this good news is true!” they exclaimed. They turned away from their sins and trusted in Jesus as their Savior. They were saved from their sins! God had made them His people!**

*Let’s clap our hands and say, “Yay” for the good things God did in those people!*

**So, yes, maybe it had been bad news that made Philip run away from Jerusalem. But God had turned that bad news into good news for the people of Samaria. And that made Philip --and them --very, very happy!**

<b>Big Question 3 Bible Story</b>		use with all FIVE lessons	p.4
<b>Cracking the Case:</b> (story wrap-up for Listening Assignments)			
<p>It's time to see how we did with our Listening Assignment.</p> <p><b><u>Detective Dan's Lesson #1 Listening Assignment:</u></b> As you listen to the story, see if you can figure out: <b>1. Who ran away from Jerusalem and went to Samaria?</b> Philip. <b>2. What was the good news he brought with him and shared?</b> God forgives our sins and makes us His people when we turn away from our sins and trust in Jesus as our Savior..</p> <p><b>For You and Me:</b> The good news Philip shared wasn't just for the people of Samaria. It's for us, too! God will forgive our sins and make us His people when we turn away from our sins and trust in Jesus as our Savior.. God will help us do this, if we ask Him to. What good news that is!</p>		<p><b><u>Detective Dan's Lesson #3 Listening Assignment:</u></b> I found four clues, but one of them is NOT in the story. They are: Some enemies; some bags; another country; and a horse.</p> <p><b>1. Which of the three pictures belong in the story and which one does not?</b> The horse does not belong. <b>2. How did God use the other three things to spread the good news of Jesus?</b> The Christians packed their bags and left Jerusalem to get away from their enemies who wanted to hurt them. They went to live in many places, even other countries, and told the people there the good news of Jesus.</p> <p><b>For You and Me:</b> God has a wonderful plan to tell the whole world the good news of Jesus. He wants everyone to know how their sins can be forgiven and they can become one of His people. And God will use everything as part of this great plan--even very sad things like those believers having to leave their homes. How great is our God! How good and great are His plans!</p>	
<p><b><u>Detective Dan's Lesson #2 Listening Assignment:</u></b> Our Bible verse is John 3:16: "For God so loved the world that he gave his one and only Son, that whoever believes in him shall not perish but have eternal life." As you listen to the story, see if you can figure out: <b>1. Who did God use to tell the world the good news about His Son, Jesus?</b> His people--Philip and the other Christians. <b>2. What happened when they shared the good news?</b> God worked in the hearts of many. They turned from their sins and trusted in Jesus as their Savior.</p> <p><b>For You and Me:</b> God still uses His people today to tell others the good news about His Son, Jesus. God has even used them to tell us the good news of Jesus today! We can ask God to work in our hearts and help us to believe the good news of Jesus. We can ask Him to help us to turn away from our sins and trust in Jesus as our Savior.</p>		<p><b><u>Detective Dan's Lesson #4 Listening Assignment:</u></b> As you listen to the story, see if you can figure out: <b>1. Philip told the good news of Jesus to the people of what city?</b> The city of Samaria. <b>2. What did many people confess to God when they heard the gospel?</b> They confessed their sins and asked God to forgive their sins....and He did!</p> <p><b>For You and Me:</b> Like the people of Samaria, we are sinners who need to confess our sins to God. Like them, we can ask Him to forgive our sins... and He can!</p>	
		<p><b><u>Detective Dan's Lesson #5 Listening Assignment:</u></b> As you listen to the story, see if you can figure out: <b>1. Why was it bad news that the Christians had to leave Jerusalem?</b> They had to leave their homes and their friends. <b>2. What good news did they share with people as they ran away to live in new places?</b> They told them the gospel--how they could become God's people by turning away from their sins and trusting in Jesus as their Savior.</p> <p><b>For You and Me:</b> This good news is for us, too. Jesus can save us from our sins and make us God's people, too, when we repent of our sins and trust in Him as our Savior.</p>	

**The Gospel** (story wrap-up if NOT using Listening Assignments)**Our Bible Truth is:****What Is the Gospel?****It's Salvation through Faith in Jesus Christ!**

Philip was so happy when the people of Samaria heard the good news of Jesus and believed. That good news is for us, too! We can ask God to work in our heart and help us to turn away from disobeying Him and trust in Jesus as our Savior. When we do, God will forgive our sins and save us! He will live in our heart, helping us to know Him right now. And one day, we will go to live with Him in heaven forever. That will be best of all!

*Close in prayer.*

**Closing Unit 3 ACTS Prayer**

A=Adoration C=Confession T=Thanksgiving S=Supplication

- A** We praise You, God. You love us so much! You, Yourself, have chosen to send a Savior to save us!
- C** God, in our heart, we know that You are God and that we should obey You, but many times we don't. We are all sinners who deserve Your punishment for disobeying You. Oh, how we need a Savior!
- T** Thank You for sending Your dear Son, Jesus to be that Savior. Thank You for making the way for our sins to be forgiven.
- S** Work deep inside our hearts. Help us to turn away from our sins and trust in Jesus as our Savior. Help us to know You and live for You. Help us to go and tell others the good news of the gospel, too. In Jesus' name we pray.

In Jesus' name we pray. Amen.







*Questions to aid discussion of the key concepts and for use in games*

Be familiar with these questions and answers. Look for opportunities to ask questions and talk about their answers, such as while the children work on their coloring pages, as part of their games, or during play time. Remember: your goal isn't to ask all these questions or to only talk to the children about these things. It is to be deliberate in having good conversations with them, as natural opportunities arise.

<b>BIG QUESTION</b>	What is the Gospel? It's salvation through Faith in Jesus Christ!
<b>Meaning</b>	Gospel means "good news." In the Bible, the gospel is the good news that God sent His Son, Jesus, to save sinners like you and me from the punishment we deserve for our sins. Jesus did this when He suffered and died on the cross, giving His perfect life as the full payment for our sins. This salvation is for all who turn away from their sins and trust in Jesus as their Savior. It is a gift God offers to us, too. Now that is good news, indeed!
<b>Discussion Questions</b>	<p><i>choose a few</i></p> <ol style="list-style-type: none"> <li>1. What is the gospel? <i>It's salvation through Faith in Jesus Christ!</i></li> <li>2. What does the word "gospel" mean? <i>It means "good news."</i></li> <li>3. Why is the gospel such good news? <i>It tells us how can forgive our sins and make us His people forever!</i></li> <li>4. Who do we need to have faith in? <i>Jesus.</i></li> <li>5. What did Jesus do so we can be saved? <i>He took the punishment for sin when He died on the cross.</i></li> <li>6. What does God want us to turn away from? <i>Our sins.</i></li> <li>7. What does it mean to turn away from our sins? <i>To say "no" to disobeying God and to want to obey Him, instead.</i></li> <li>8. Who can we ask to help us turn away from our sins and trust in Jesus? <i>God! He loves to help us when we ask Him.</i></li> </ol>
<b>THE GOSPEL</b>	<p>What is God's good news for you and me? <i>The gospel!</i></p> <p><i>The gospel is salvation through faith in Jesus Christ. This salvation is something God wants you and me to have! How? We can ask God to work in our heart and help us to turn away from disobeying Him and trust in Jesus as our Savior. When we do, God will forgive our sins and save us! He will live in our heart, helping us to know Him right now. He will satisfy our heart, giving us a special kind of happiness that comes only from knowing Him. And one day, we will go to live with Him in heaven forever. That will be best of all!</i></p>

Questions to aid discussion of the key concepts and for use in games

<b>BIBLE VERSE</b>	<p>“For God so loved the world that he gave his one and only Son, that whoever believes in him shall not perish but have eternal life.” John 3:16</p>
<b>Meaning</b>	<p>How great is God’s love for sinners like you and me, that He would send His own Son, Jesus, to suffer and die for us! Now, all who turn from their sins and trust in Jesus as their Savior will not perish. They will not receive the punishment they deserve for their sins. Jesus has already paid for their sins when He died on the cross. Because of what Jesus has done for them, these people will enjoy eternal life with God. Here on earth, they will know God in their hearts and His care in their lives. And when they die, they will go to be with Him forever! God offers us eternal life, too, when we turn away from our sins and trust in Jesus as our Savior.</p>
<b>Discussion Questions</b>	<p>choose a few</p> <ol style="list-style-type: none"> <li>1. Who loved the world? <i>God did.</i></li> <li>2. What did God do because He loved the world so much? <i>He gave his only Son to suffer and die for sinful people, like you and me.</i></li> <li>3. What is the name of God’s One and Only Son? <i>Jesus.</i></li> <li>4. What does God give all who believe in Jesus? <i>Eternal life--life that never ever ends.</i></li> <li>5. What do we each deserve for disobeying God? <i>We deserve to perish--to die and be separate from God and all His goodness forever.</i></li> <li>6. What can we have instead of punishment for our sins? <i>We can have eternal life!</i></li> <li>7. How can we have eternal life? <i>By trusting in Jesus as our Savior and living our lives for Him.</i></li> </ol>
<b>BIBLE STORY</b>	<p><b>The Case of the Stranger’s Very Good News</b></p>
<b>Discussion Questions</b>	<p>choose a few</p> <ol style="list-style-type: none"> <li>1. Why did the Christians have to leave their home in Jerusalem? <i>Enemies wanted to hurt them and put them in jail for believing in Jesus.</i></li> <li>2. Where did the Christians go when they left Jerusalem? <i>They went many places-- to dry, deserty places, to places by the sea, to places in the mountains, and even to other countries.</i></li> <li>3. What did the Christians tell people when they went to these new places? <i>The good news of Jesus.</i></li> <li>4. Where did Philip go when he left Jerusalem? <i>He went to Samaria.</i></li> <li>5. What did Philip tell the people of Samaria when he went there? <i>The good news of Jesus.</i></li> <li>6. What marvelous thing did God do to help the people of Samaria believe when Philip shared the gospel with them? <i>God healed many sick people by His mighty power alone, helping them believe Philip’s good news.</i></li> <li>7. What happened in the hearts of the people of Samaria? <i>God worked in their hearts as they heard the good news of Jesus and saw how God healed the sick people. Many turned away from their sins and trusted in Jesus as their Savior.</i></li> <li>8. What was the good news that Philip and the others told? <i>God will forgive our sins when we turn away from our sins and trust in Jesus as our Savior.</i></li> <li>9. Who can help us believe the good news of Jesus? <i>God can! He loves to help us when we ask Him.</i></li> </ol>