

# Hide 'n' Seek Kids

Unit 9

Curriculum:  
Jesus Christ,  
Immanuel,  
God with Us



## Session Prep (especially good for newbies!)

**Pray!** *NOTE: Most 2 & 3 year olds do best simply learning the Big Question & Answer, a simple version of the Bible story, and maybe the Bible Verse. Use other activities, as time and attention span allow. Your session prep need only include what you use.*



Pray for the Holy Spirit to be at work in your heart and the children's hearts.

### Review



If new to the curriculum, look at the **Getting Started with Hide 'n' Seek Kids section of this book** (p.5) It will be especially helpful to read through the Hide 'n' Seek Kids section of **The Praise Factory Tour: Extended Version Book**. This is a visual way to understand what goes on in the classroom. (A pdf of the book is found in the samples section on the website.)

### Look through and Learn the Lesson



Read over **lesson plan**. Practice any **songs or action rhymes** you are using. Choose/make up motions to go with these. Choose less with younger children and more with older preschoolers. **Practice the lesson with the visual aids** and using the Big Question Box/Briefcase.

### Read and Rehearse the Bible Story with Pictures



Read the Bible story from the Bible. Read the curriculum version. Practice telling it with the storyboard pictures. (If you have not previously laminated the story pictures, do that now.) Or, rehearse it from the Simple Story Scenes, if you are using those.

### Let There Be Music



Download the music and listen to the songs. Choose which of the songs you will use with the children. If using live musicians, make sure they have the sheet music (found in Appendix A).

### Put the Props in Place



1. Prepare your Visual Aids. Put the Bible Verse, Listening Assignment, Bible Story in one side of the Bible folder. Keep out the Big Question sign.
2. Get out your storyboard. If using Simple Storyboard Scenes, put these in your Bible Folder. Or, if using the individual storyboard figures, put all background pictures in place (they have a BG by the number). Put the rest of the storyboard pictures (these have a SB by the number) in order of use in the other side of the Bible folder.
3. Put the HSK Bible Folder as well as the Big Question sign in the Big Question Box/Briefcase and shut it. If your box/briefcase has locks and you want to use the unlocking the box as part of your session, lock it now....but make sure you have the key or know the code first.
4. Prepare the music CD or sheet music or mp3 device for use in your session.

### Set Out Free Play Activities



Choose and set up free time activities you will use with the children. Choose a variety of different activities that will be enjoyed by different types of children. Rotate the activities you provide to keep them interesting and fresh to your children. (Suggestions in Appendix D, Core Curriculum books.)

### Prepare Any Activities



Choose which (if any) of the unit games and crafts activities you want to use in the session. Bear in mind your time frame as well as the developmental abilities/attention span of your children as you decide what/how many to prepare. **Look over the Discussion Sheet** and choose a few questions you might use to spark discussion with the children as they do their activities (especially good for ages 3's+). Pray for God to give you opportunities to talk about these things with the children.

### Let Them Take It with Them



Make copies of the craft/take home sheets, if you are not already using them as one of your activities. You may also want to make copies of the story (see take-home version of each story included in Appendix C with the other take home resources) to have for parents to use with their children at home. There's a link on each craft/take home sheet to the story, if you don't make hard copies.

### Store It



After your session is over, collect the resources and store them for future use. This curriculum can be used over and over for years to come.

## Unit 9 Overview of Key Concepts

### UNIT 9: Jesus Christ, Immanuel, God with Us

**Unit Big Question (and Answer):** "What Did Jesus Come to Do? Jesus Came to Bring Us to God!"

#### Meaning:

In the beginning, God created the world. Everything God created was perfect. Best of all, people knew and loved God in a wonderful, perfectly close way. How good was the world that God created!

But sadly, life did not stay this way. People chose to disobey God and this perfect life was broken. Disobeying God is called "sin." People's sin brought sickness, sadness, and death into God's good world. Sin broke our special closeness with God, too. We can see it when we look inside our hearts. We do not love God or others as we should. Saddest of all, sin meant we deserved never to know God's love, only His punishment for our sins.

But God has been so kind to us. He has treated us much better than we could ever deserve! Even from the very beginning, God had an amazing plan to rescue us. He promised to send a Savior who would rescue His people. This Savior would take the punishment for their sins, so they wouldn't have to. This is how He would make them God's people. Who was that Savior? God's Son, Jesus. And who are God's people? All who turn away from their disobeying and trust in Him as their Savior. Jesus came to bring us to God! We can be God's people, too, if we trust in Jesus as our Savior. Ask Him to help you!

### Unit 9 Bible Verse: 1 Peter 3:18

"Christ died for sins once for all, the righteous for the unrighteous, to bring you to God."

#### Meaning:

What did Jesus come to do? Jesus came to bring us to God! That's just what this Bible verse tells us. We are all sinners and deserve God's punishment. We could never come to God on our own. But Jesus came to take God's punishment for sin for EVERYONE who turns away from rebelling against God and trusts in Jesus as their Savior! Yes! God forgives them and makes them His very own people. They can know God in their hearts now. And one day, they will get to live with Him forever. Thank You, Jesus!

### Unit 9 ACTS Prayer

- A** Jesus, we praise You for being our Savior. You came to bring us to God.
- C** God, You sent Jesus to save us, and we certainly do need a Savior! We are all sinners who choose to disobey You and Your good rules. We deserve Your punishment, not Your love. Please forgive us for disobeying You and Your good rules. Please rescue us from the punishment our sins deserve!
- T** Thank you, Jesus, for dying on the cross to save all who trust in You as their Savior. You took the punishment they deserved for disobeying God. You made the way to bring us to God.
- S** God, work in our hearts. Help us to see that we are sinners who have disobeyed you. Help us to turn away from our sins and ask You to save us. Help us to trust in Jesus as our Savior. Help us to know You in our hearts even today. In Jesus' name we pray. Amen.

### Unit 9 Story

#### The Case of the Son Who Came Down

*The Gospels*

**Songs Used in Unit 9** *listen to or download songs for free at <https://praisefactory.org>: Hide n Seek Kids Music page*

Big Q & A 9 Song

Big Question 9 Song: What Did Jesus Come to Do?

Unit 9 Bible Verse Song: Christ Died 1 Peter 3:18, NIV 1984

Extra Unit 9 Bible Verse Song: For Christ Died for Sin 1 Peter 3:18, NIV 1984

Extra Unit 9 Bible Verse Song: For God So Loved the World John 3:16, NIV 1984

Unit 9 Hymn: To God Be the Glory, v.1

Unit 9 Praise Song: Blessed Be the Name

---

## Hide 'n' Seek Kids NIV Songs 9 Track Numbers

---

This is a listing of all songs mentioned in the unit curriculum. You may or may not choose to use all of the songs. They are listed in easy-reference order--NOT in the order used in the curriculum.

You may choose to simply burn a CD/load them onto an mp3 device in this order. Or, you may want to do what we do: choose the songs we want to use and create a play list of them in that order. Then, we burn a CD/upload the play list onto an mp3 device. A teacher only has to click forward to the next song, instead of hunting for the right track. The track number have been included as part of the title of each song, so teachers will still have a reference to the track number listed in the curriculum (same as those listed below), even if you change the order on your customized play list.

### SONGS USED EVERY UNIT OF THE CURRICULUM

- 1 The Classroom Song v.1
- 2 The Classroom Song v.2
- 3 The Classroom Song v.3
- 4 The Classroom Song v.4
- 5 Hide 'n' Seek Kids Theme Song
- 6 The Classroom Rules Song
- 7 Let's Pray Song
- 8 The Big Question Box Song
- 9 The Bible Chant Song
- 10 ACTS Prayer Song (Short Version)
- 11 ACTS Prayer Song (Full Version)

#### Why the Extra Songs?

Hide 'n' Seek Kids is a curriculum used by children of different ages. Sometimes one of the other songs is a better fit for your kids. Or, you may simply want to teach them more songs on the same Bible Truth. Use as many or as few as you want.

### UNIT 9: JESUS, IMMANUEL, GOD WITH US

- 12 Big Q & A 9 Song
- 13 Big Question 9 Song: What Did Jesus Come to Do?
- 14 Unit 9 Bible Verse Song: Christ Died 1 Peter 3:18, NIV 1984
- 15 Extra Unit 9 Bible Verse Song: For Christ Died for Sin 1 Peter 3:18, NIV 1984
- 16 Extra Unit 9 Bible Verse Song: For God So Loved the World John 3:16, NIV 1984
- 17 Unit 9 Hymn: To God Be the Glory, v.1
- 18 Unit 9 Praise Song: Blessed Be the Name

*listen to or download songs for free at <https://praisefactory.org>: Hide n Seek Kids Music page*

**Lesson Plan: Big Question 9**

★ = follow the stars for a short & simple lesson plan

use with all FIVE lessons p.1

**1. GETTING STARTED** NOTE: Most 2 & 3 year olds do best simply learning the Big Question & Answer, a simple version of the Bible story, and maybe the Bible Verse. Use other activities, as time and attention span allow.

<p><b>Intake Activity Ideas</b></p>	<p><b>Choose one of these open-ended activities to include children as they join the class:</b></p>	
<p><b>Free Play Time</b> <i>suggestions in Appendix D</i></p>	<p>★ (usually best for 2 year olds) Offer your own or some of the easy-to-make, free play activities suggested in Appendix D.</p>	
<p><b>OR Sing-along Music Time</b> <i>lyrics and sheet music, Appendix A</i></p> <p><i>listen to or download songs for free at <a href="https://praisefactory.org">https://praisefactory.org</a>: Hide n Seek Kids Music page</i></p>	<p>Music from Hide 'n' Seek Kids (HSK) NIV Songs 9:</p> <p>Big Q &amp; A 9 Song <span style="float: right;"><i>HSK NIV Songs 9, track 12</i></span>                  Big Question 9 Song <span style="float: right;"><i>HSK NIV Songs 9, track 13</i></span>                  Big Question 9 (Unit) Bible Verse Song:                  Christ Suffered Once for Sin 1 Peter 3:18, ESV (full version) <span style="float: right;"><i>HSK NIV Songs 9, track 14</i></span>                  Big Question 9 (Unit) Bible Verse Song:                  Christ Suffered Once for Sin 1 Peter 3:18, ESV (short version) <span style="float: right;"><i>HSK NIV Songs 9, track 15</i></span>                  Extra Big Question 9 (Unit) Bible Verse Song:                  For Christ Suffered Once for Sins 1 Peter 3:18, ESV <span style="float: right;"><i>HSK NIV Songs 9, track 16</i></span>                  Extra Big Question 9 (Unit) Bible Verse Song:                  For God So Loved the World John 3:16, ESV <span style="float: right;"><i>HSK NIV Songs 9, track 17</i></span>                  Unit 9 Hymn:                  To God Be the Glory, v.1 <span style="float: right;"><i>HSK NIV Songs 9, track 18</i></span>                  Unit 9 Praise Song:                  Blessed Be the Name <span style="float: right;"><i>HSK NIV Songs 9, track 19</i></span></p> <p><i>Add more fun to Sing-along Music Time by adding a Music, Movement &amp; Memory Activity. These activities are listed on p. 8 of this lesson plan with the Response Activities. Instructions found in Appendix B.</i></p>	
<p><b>OR Bible Verse Memory Game</b> <i>instructions found in Appendix B</i></p>	<p>Lesson 1 Game: Slap, Clap and Stack                  Lesson 2 Game: Freeze 'n' Say                  Lesson 3 Game: Fill'er Up                  Lesson 4 Game: Loud and Soft, Big and Little                  Lesson 5 Game: Roll 'n' Toss</p> <p><i>These activities are also included on p.8 of this lesson plan with the Response Activities.</i></p>	

**2. OPENING CIRCLE TIME** (introduce the Bible Truth and tell the related Bible story)

<p><b>Gathering the Children</b> <i>lyrics and sheet music, Appendix A</i></p>	<p>Sing verse 1 of The Classroom Song to gather the children for Circle Time.</p> <p><b>The Classroom Song, verse 1</b> <span style="float: right;"><i>HSK NIV Songs 9, track 1</i></span>                  Let's gather together to worship God,                  Let's gather together to worship God,                  Let's gather together to worship God,                  Come gather here with me!</p>	
<p><b>Welcome to Hide 'n' Seek Kids!</b></p>	<p>★ "Welcome to Hide 'n' Seek Kids! We're so glad you've joined us! We're here to seek God and learn His Word and hide it in our heart so that it will always be with us. And we're here to HIDE His Word, the Bible, in our hearts. We ask big questions about God and dig deep down in the truths of God's Word to find them."</p>	

**2. OPENING CIRCLE TIME, continued**

★ = short & simple lesson plan

**Hide 'n' Seek Kids Theme Song**

"Let's sing our Hide 'n' Seek Kids theme song."

*lyrics and sheet music, Appendix A*

★ **Hide 'n' Seek Kids Theme Song**

*HSK NIV Songs 9, track 5*

Come along, we're gonna hide 'n' seek!  
Hide God's Word in our heart and Him, we'll seek,  
God loves to show us the truths of His Word,  
That we might know Him  
and live out what we've learned.

**Classroom Rules Song**

There are two very important things that Hide 'n' Seek Kids do together: we worship God and we love one another. Our Classroom Rules Song reminds us how we should act. Let's sing it."

*lyrics and sheet music, Appendix A*

**Classroom Rules Song**

*HSK NIV Songs 9, track 6*

Shh, be quiet while someone is talking,  
Raise your hand, if you have something to say,  
Don't touch your friend, sitting beside you,  
Obey your teachers, Be kind as you play.  
These are our classroom rules,  
These are our classroom rules,  
They help us worship God and love one another,  
These are our classroom rules.

**Opening Prayer Time**

"Children, we need God's help to keep these rules. Let's ask Him to help us right now. Let's get ready and pray."

*lyrics and sheet music, Appendix A*

**Let's Pray**

*HSK NIV Songs 9, track 7*

1-2-3!  
Fold your hands,  
Bow your head,  
Close your eyes.  
Let's pray! (*repeat*)


"Let's pray:"

★ **Opening Prayer**

Dear Lord,  
We're so glad to get to gather together to worship You!  
Please help us keep the classroom rules.  
Please help us to love You and learn about You today.  
In Jesus' name we pray. Amen.

**2. OPENING CIRCLE TIME, continued**

★ = short & simple lesson plan

<p><b>Reveal the Big Question</b></p> <p><b>Introduce the Big Question Box/Briefcase</b></p> <p><i>lyrics and sheet music, Appendix A</i></p>	<p>"It's time to get down to business, Hide 'n' Seek kids! Let's see what our Big Question for today is. It's right inside our Big Question Box/ Briefcase."</p> <p><b>The Big Question Box Song</b> <span style="float: right;"><i>HSK NIV Songs 9, track 8</i></span></p> <p>We've got a big box, All closed up and locked, Filled with the truths of God's Word.</p> <p>We've got a brief case, There's no time to waste, Come on, kids, let's open it up!</p>
<p><b>The Big Question under Investigation</b></p> <p><i>VISUAL take out AID</i></p> <div style="display: flex; align-items: center;"> <div style="border: 1px solid black; padding: 2px; margin-right: 5px;"><b>#1</b></div> <div style="border: 1px solid black; padding: 2px; margin-right: 5px; text-align: center;">  </div> </div> <p><i>of BQB</i></p> <p><i>Big Question &amp; Answer Sign, front side</i></p> <p><i>*found in the HSK Vol. 3 Visual Aids, NIV Book</i></p>	<p>Ok, who would like to open it up for me and pull out the Big Question?"</p> <p><i>Choose a child to open the box/briefcase, take out the Big Question and hand it to you. Then hold up the Big Question sign for all the children to see, and say:</i></p> <p>★ The Big Question we are investigating today is Big Question Number 9:</p> <p><b>What Did Jesus Come to Do?</b> and the Answer is: <b>Jesus Came to Bring Us to God!</b></p>
<p><b>Big Question Meaning</b></p>	<p>★ In the beginning, God created the world. Everything God created was perfect. Best of all, people knew and loved God in a wonderful, perfectly close way. How good was the world that God created!</p> <p>But sadly, life did not stay this way. People chose to disobey God and this perfect life was broken. Disobeying God is called "sin." People's sin brought sickness, sadness, and death into God's good world. Sin broke our special closeness with God, too. We can see it when we look inside our hearts. We do not love God or others as we should. Saddest of all, sin meant we deserved never to know God's love, only His punishment for our sins.</p> <p>But God has been so kind to us. He has treated us much better than we could ever deserve! Even from the very beginning, God had an amazing plan to rescue us. He promised to send a Savior who would rescue His people. This Savior would take the punishment for their sins, so they wouldn't have to. This is how He would make them God's people. Who was that Savior? God's Son, Jesus. And who are God's people? All who turn away from their disobeying and trust in Him as their Savior. Jesus came to bring us to God! We can be God's people, too, if we trust in Jesus as our Savior. Ask Him to help you!</p>
<p><b>Big Question Songs</b></p> <p><b>Big Q &amp; A 9 Song</b></p> <p><i>lyrics and sheet music, Appendix A</i></p>	<p>"Let's sing our Big Question Song:</p> <p>★ <b>Big Q &amp; A 9 Song</b> <span style="float: right;"><i>HSK NIV Songs 9, track 1</i></span></p> <p><i>(adapted version of "This Old Man")</i></p> <p><i>What did Jesus come to do?</i> <i>What did Jesus come to do?</i> <i>Jesus came to bring us to God.</i> <i>That's what Jesus came to do!</i></p>

**2. OPENING CIRCLE TIME, continued**

★ = short & simple lesson plan

<p><b>Learning about the Big Question (use one or both)</b></p>	<p>Repeat the Big Question and Answer again:  <b>“What Did Jesus Come to Do? Jesus Came to Bring Us to God!”</b>                  Say: “Hmmm, I wonder what that means... Let’s do our action rhyme (or sing our song) that explains it.”                  Then do the action rhyme or sing the song using any of the optional motions suggested, if desired.</p>	
<p><b>Big Question Action Rhyme</b></p>	<p><b>Big Question 9 Action Rhyme</b></p> <p>You and me, we disobey God,                  That’s very, very bad!                  We all deserve God’s punishment.                  That’s very, very sad!</p> <p>But God loved us so very much,                  That He sent His Son, Jesus,                  To save us and take away                  all of our sins,                  So we could be friends                  with God again!</p>	<p><b>(POSSIBLE ACTIONS)</b></p> <p><i>point out to someone else; point to yourself</i>  <i>Shake your head sideways, slowly a couple of times, making a disapproving face</i>  <i>Stretch out our arms wide for “all”</i>  <i>Make sad face</i>  <i>put your hand on your heart</i>  <i>make a cross using your index fingers</i>  <i>clap and cheer for this good news!</i></p>
<p><b>Big Question (Action Rhyme) Song</b></p>	<p>★ <b>Big Question 9 (Action Rhyme) Song</b> <span style="float: right;"><i>HSK NIV Songs 9, track 13</i></span></p>	
<p><i>lyrics and sheet music, Appendix A</i></p>	<p><b>Refrain</b></p> <p>What did Jesus come to do?                  Jesus came to bring us to God.                  What did Jesus come to do?                  Jesus came to bring us to God.</p> <p><b>Verse 1</b></p> <p>In the beginning, people enjoyed                  Perfect fellowship with God.                  But they disobeyed, their fellowship lost.                  Would things always stay this way? <i>Refrain</i></p> <p><b>Verse 2</b></p> <p>At just the right time,                  God sent His Son to pay for His people’s sins,                  He offered His life, the perfect sacrifice,                  Gave them fellowship with God again. <i>Refrain</i></p> <p><b>Verse 3</b></p> <p>On the third day, Jesus rose from the grave,                  Then He went back home to heav’n.                  Now all who repent and believe in Him,                  Can know God forever. <i>Refrain</i></p>	<p><b>(POSSIBLE ACTIONS)</b></p> <p><i>point up to heaven</i></p> <p><i>smile and hug yourself</i></p> <p><i>shake head “no” and wag index side to side, disapprovingly</i></p> <p><i>make a cross using your index finger</i></p> <p><i>smile and hug yourself</i></p> <p><i>hold up three fingers</i>  <i>make rise motion with your hands</i>  <i>point up to heaven</i></p>



**2. OPENING CIRCLE TIME, continued**

★ = short & simple lesson plan

**Learning the Bible Verse**

★ "And how do I know this is true? God tells me so in His special book, the Bible."

**The Bible Chant Song**

*Say or sing the Bible Chant Song.*

*lyrics and sheet music, Appendix A*

**The Bible Chant Song**

*HSK NIV Songs 9, track 9*

The Bible, the Bible,  
Let's get out the Bible.  
Let's hear what God has to say.  
The Bible, the Bible,  
God's given us the Bible.  
It's His Word for us to learn and obey! Yay!

**The Bible Verse in the HSK Bible Folder**

*HSK 9 Bible Verse-front side (in the HSK Bible folder)*

"Who would like to get our Bible folder out of the Big Question Briefcase for me?"

VISUAL AID Place verse in take out



*\*found in the HSK Vol. 3 Visual Aids, NIV Book*

*Choose a child to open the briefcase, take out the "Bible" folder and hand it to you. Remove the Bible Verse Picture from the "Bible" folder and hold it up for all the children to see, then say:*

★ **1 Peter 3:18**

"Christ died for sins once for all, the righteous for the unrighteous, to bring you to God."

**Bible Verse Meaning**

*HSK 9 Bible Verse-back side*

★ **What does that mean?**

What did Jesus come to do? Jesus came to bring us to God! That's just what this Bible verse tells us. We are all sinners and deserve God's punishment. We could never come to God on our own. But Jesus came to take God's punishment for sin for EVERYONE who turns away from rebelling against God and trusts in Jesus as their Savior! Yes! God forgives them and makes them His very own people. They can know God in their hearts now. And one day, they will get to live with Him forever. This is how we can become God's people, too. Thank You, Jesus!

**Bible Verse Song**

*lyrics and sheet music, Appendix A*

"We've said our Bible verse, now let's sing it!"

**Christ Died: 1 Peter 3:18**

*HSK NIV Songs 9, track 14*  
*You might also enjoy:*

"Christ died, Christ died,  
Christ died to bring you to God,  
Christ died, Christ died,  
Christ died to bring you to God,  
First Peter Three, Eighteen."

*For Christ Died for Sin*  
*1 Peter 3:18*  
*HSK NIV Songs 9, track 16*

*For God So Loved the World,*  
*John 3:16*  
*HSK NIV Songs 9, track 17*










*lyrics and sheet music,*  
*Appendix A*

**Lesson Plan: Big Question 9**

use with all FIVE lessons

**2. OPENING CIRCLE TIME, continued**

★ = short & simple lesson plan

<p><b>Getting into the Case</b></p>	<p>"Now it's time to do a bit more deep down investigating. Let's see what Detective Dan wants us to help him figure out. Would someone like to get it out for me?"</p>
<p><b>Listening Assignments</b></p> <p>Place in  take out  of BQB</p>	<p><b>NOTE: Listening assignments are most suitable for ages 3+. Skip straight to the Bible story (see bottom of this page), if working with 2 year olds.</b></p> <p>"Let's open up our listening assignment and see what we are supposed to figure out today.</p> <p>Choose a child to take out the Listening Assignment (from the HSK Bible Folder) and hand it to you. Read Detective Dan's letter to the children that includes the listening assignment. The listening assignments are summarized below:</p>
<p>VISUAL AID</p> <p></p> <p>HSK Vol. 3 Visual Aids, NIV</p>	<p><b>Detective Dan's Lesson #1 Listening Assignment:</b></p> <p>As you listen to the story, see if you can figure out:</p> <ol style="list-style-type: none"> <li>1. Who was the son who came down?</li> <li>2. Where did he come down from and what did he come to do?</li> </ol>
<p>VISUAL AID</p> <p></p> <p>HSK Vol. 3 Visual Aids, NIV</p>	<p><b>Detective Dan's Lesson #2 Listening Assignment:</b></p> <p>Our Bible verse is 1 Peter 3:18: "Christ died for sins once for all, the righteous for the unrighteous, to bring you to God."</p> <p>As you listen to the story, see if you can figure out:</p> <ol style="list-style-type: none"> <li>1. Who did Jesus die for?</li> <li>2. Who did Jesus bring us to?</li> </ol>
<p>VISUAL AID</p> <p></p> <p>*Listening Assignment #3 includes the Assignment Sheet, plus 4 clue pictures*</p> <p>HSK Vol. 3 Visual Aids, NIV</p>	<p><b>Detective Dan's Lesson #3 Listening Assignment:</b></p> <p>I found four clues, but one of them is NOT in the story. They are: a manger; a dead man; a rainbow; and a sick man.</p> <p>Hold up each of the four pictures for the children to see as you identify them. Better yet, put them up on your flannelgraph board, off to one side.</p> <p>I need to know:</p> <ol style="list-style-type: none"> <li>1. Which three pictures one does not belong in the story?</li> <li>2. How were the other things important in our story?</li> </ol>
<p>VISUAL AID</p> <p></p> <p>HSK Vol. 3 Visual Aids, NIV</p>	<p><b>Detective Dan's Lesson #4 Listening Assignment:</b></p> <p>As you listen to the story, see if you can figure out:</p> <ol style="list-style-type: none"> <li>1. What do God's people thank Jesus for doing?</li> <li>2. What are some things they thank Jesus for doing when He came to earth?</li> </ol>
<p>VISUAL AID</p> <p></p> <p>HSK Vol. 3 Visual Aids, NIV</p>	<p><b>Detective Dan's Lesson #5 Listening Assignment:</b></p> <p>As you listen to the story, see if you can figure out:</p> <ol style="list-style-type: none"> <li>1. What bad thing did Jesus' enemies do to Jesus?</li> <li>2. What good thing did God use that bad thing to do for God's people?</li> </ol>
<p><b>Tell the Bible Story</b></p> <p>Place story &amp; pics in  take out  of BQB</p> <p>HSK Vol. 3 Visual Aids, NIV <b>Bible Story included in this book, immediately after Lesson Plan and with the Visual Aids</b></p>	<p>★ <b>Then say,</b> "Ok, Hide 'n' Seekers! Put on your best listening ears and see if you can find the answers to Detective Dan's questions. When I finish telling the story, we'll see what we come up with."</p> <p>★ <b>Bible Story: The Case of the Son Who Came Down</b> <i>The Gospels</i></p> <p>Read the Bible Truth story, putting up the storyboard pictures/Story Scenes as you tell it. Then, have the children answer the listening assignment. Present the the gospel and lead in prayer.</p> <p>*Answers to questions, the gospel and ACTS prayer are included with the story text.*</p>

**Lesson Plan: Big Question 9**

use with all FIVE lessons

**2. OPENING CIRCLE TIME, continued**

★ = short & simple lesson plan

<p><b>Story Response Song(s)</b></p> <p><b>Hymn</b></p> <p><i>lyrics and sheet music, Appendix A</i></p>	<p><i>As attention span and time allow, you might want to end with one of the following songs which also tie in with the unit. If desired, use the Music and Movement activity ideas while singing, listed with the Response Activities.</i></p> <p><b>To God Be the Glory</b> <span style="float: right;"><i>HSK NIV Songs 9, track 17</i></span></p> <p><b>Verse 1</b>                  To God be the glory, great things He hath done;                  So loved He the world that He gave us His Son.                  Who yielded His life, an atonement for sin,                  And opened the lifegate that all may go in.</p> <p><b>Refrain</b>                  Praise the Lord, praise the Lord,                  Let the earth hear His voice.                  Praise the Lord, praise the Lord,                  Let the people rejoice.                  O, come to the Father                  through Jesus the Son,                  And give Him the glory,                  great things He hath done.</p> <p><b>Tie-in:</b> Children, oh what great things God has done for us! He sent Jesus to save us from our sins so we can be friends with God! Let's tell Him how great He is! Let's give God glory!</p>
--	---

<p><b>Praise Song</b></p> <p><i>lyrics and sheet music, Appendix A</i></p>	<p><b>Praise Song: Blessed Be the Name</b> <span style="float: right;"><i>HSK NIV Songs 9, track 18</i></span></p> <p>Blessed be the name, Blessed be the name,                  Blessed be the name of the Lord;                  Blessed be the name, Blessed be the name,                  Blessed be the name of the Lord.</p> <p><b>Tie-in:</b> "Children, how wonderful, how blessed is the name of Jesus! He came to take the punishment for disobeying for EVERYONE who says sorry to God, says no to disobeying, and trusts in Jesus to save them. Let's praise! Let's bless His name, the Lord Jesus!"</p>
--	--




**3. TAKING ACTION: Response Activities** *(choose from among these activities)*

<p><b>Transition to Activities</b></p>	<p>★ Well, Hide 'n' Seek Kids, you've done a great job diggin' deep down for answers in the truths of God's Word. Now it's time to enjoy some activities."</p> <p>★ <i>Tell children what activity/s you are providing for them: either free play or some of the response activities listed below. When you are ready to dismiss them, use this song to help the children transition in an orderly fashion to their next activity.</i></p>
<p><b>Classroom Song, verse 2</b></p> <p><i>lyrics and sheet music, Appendix A</i></p>	<p>"Children, let's sing our Time to Play Song. When we are finished you may get up and walk over to our next activity."</p> <p><b>Classroom Song, verse 2</b> <span style="float: right;"><i>HSK NIV Songs 9, track 2</i></span></p> <p>We've gathered together to worship God,                  We've gathered together to worship God,                  And now it's time to play.</p> <p><i>Dismiss the children to whatever activities you have prepared for them to do.</i></p>

**Lesson Plan: Big Question 9**

use with all FIVE lessons

**3. TAKING ACTION: Response Activities** (choose from among these activities) ★ = short & simple lesson plan

<p><b>Response Activities</b></p>	<p>Choose one or more activities appropriate for your children, based on classroom time and developmental needs. <b>Add the Discussion Sheet to any activity for deeper learning.</b> ★</p>	
<p><b>Bible Verse Memory Game</b></p> <p><i>game directions, Appendix B</i></p>	<p>Though listed with the opening activities, you may choose to use this Bible verse game here instead (or as a repeat).</p> <ul style="list-style-type: none"> <li>Lesson 1 Game: Slap, Clap and Stack</li> <li>Lesson 2 Game: Freeze 'n' Say</li> <li>Lesson 3 Game: Fill 'er Up</li> <li>Lesson 4 Game: Loud and Soft, Big and Little</li> <li>Lesson 5 Game: Roll 'n' Toss</li> </ul>	<p>Unit</p> <p>Discussion Questions for Activities</p>  <p>Discussion Questions</p> <p><i>Use the Discussion Sheet with these activities for even deeper learning</i> ★</p>
<p><b>Music, Movement &amp; Memory Activity</b></p> <p><i>game directions, Appendix B</i></p>	<p>A music activity that uses the songs from the Bible Truth and Big Question unit.</p> <ul style="list-style-type: none"> <li>HSK Songs for Unit, plus:</li> <li>Lesson 1 Activity: Say, Spring Up and Shout</li> <li>Lesson 2 Activity: Freeze Frame</li> <li>Lesson 3 Activity: Egg Shakers</li> <li>Lesson 4 Activity: Jingle Bell Hands</li> <li>Lesson 5 Activity: Big Voice, Little Voice</li> </ul>	<p>Unit</p> <p>Discussion Questions for Activities</p>  <p>Discussion Questions</p> <p><i>Use the Discussion Sheet with these activities for even deeper learning</i> ★</p>
<p><b>Bible Story Review Game</b></p> <p><i>game directions, Appendix B</i></p>	<p>A game that uses the storyboard pictures from the story to review the story.</p> <ul style="list-style-type: none"> <li>Lesson 1 Game: Missing in Action</li> <li>Lesson 2 Game: Hide 'n' Seek Kids Clue Hunt</li> <li>Lesson 3 Game: Who's Inside?</li> <li>Lesson 4 Game: Look Who's Coming Down the Tracks</li> <li>Lesson 5 Game: Going Fishing</li> </ul>	<p>Unit</p> <p>Discussion Questions for Activities</p>  <p>Discussion Questions</p> <p><i>Use the Discussion Sheet with these activities for even deeper learning</i> ★</p>
<p><b>Coloring Pages/ Take Home Sheets</b></p> <p><i>in Appendix C</i></p>	<p>A coloring page related to the lesson assignment questions is provided for each lesson. On the back of each are the key concepts, a few questions and a song for parents to use with their children. (If desired, include a copy of the Bible story with the Take Home Sheet.)</p> <p>NOTE: Upgrade your coloring sheet to a more interesting craft by offering simple embellishments, such as jiggly eyes, craft sand, glitter, glitter glue, colored paper dots (made with a hole punch), fabric scraps, etc. Make cut-to-size glued-on clothes, hair, etc for characters by using a copy of the coloring sheet, cutting out the selected portions and making them the patterns for whatever you want to cut out of fabric, paper, foil, etc.</p> <ul style="list-style-type: none"> <li>★ Lesson 1 Coloring Sheet Emphasis: Bible Truth</li> <li>Lesson 2 Coloring Sheet Emphasis: Bible Verse</li> <li>Lesson 3 Coloring Sheet Emphasis: Bible Truth</li> <li>Lesson 4 Coloring Sheet Emphasis: ACTS Prayer</li> <li>Lesson 5 Coloring Sheet Emphasis: The Gospel</li> </ul>	
<p><b>Extra Crafts:</b></p> <p><b>Big Question Craft</b></p> <p><i>in Appendix C</i></p> <p><b>Bible Verse Craft</b></p> <p><i>in Appendix C</i></p> <p><b>Bible Story Puzzle</b></p> <p><i>in Appendix C</i></p>	<p><b>These crafts are slightly more complex than the coloring sheets:</b></p> <p><b>The Big Question Craft</b> is a color, glue and stick craft of the Big Question and Answer.</p> <p><b>The Bible Verse Craft</b> is a craft that gives the Bible verse and explains it, also involving gluing and sticking and a few other, simple craft supplies.</p> <p>The <b>Storyboard Picture Placement Page</b> has been made into a puzzle that can be cut out and re-assembled by the children. This provides a nice summary of the story.</p>	
<p><b>Free Play Activities</b></p> <p><i>ideas in Appendix D</i></p>	<p>★ Offer your own or some of the easy-to-make, free play activities suggested in Appendix D.</p>	

**4. CLOSING CIRCLE TIME** (End-of-session activities for the last 5-10 minutes of class time) ★ = short & simple lesson plan

<p><b>Transition to Closing Circle</b></p> <p><b>Classroom Song, verse 3</b></p> <p><i>lyrics and sheet music, Appendix A</i></p>	<p><i>Use this song to help the children transition in an orderly fashion. Sing the song, then ask the children to gather with you for Closing Circle Time.</i></p> <p><b>Classroom Song, verse 3</b> <span style="float: right;"><i>HSK NIV Songs 9, track 3</i></span></p> <p>It's time to get ready to go and tell, It's time to get ready to go and tell, Come gather here with me.</p>
<p><b>Closing Circle Time</b></p> <p><b>Classroom Song, verse 4</b></p> <p><i>lyrics and sheet music, Appendix A</i></p>	<p><i>When children are settled in the circle, say:</i></p> <p>"It is almost time for your parents to come pick you up. And do you know what that means? It means.... (draw this out to build anticipation and excitement)...that it's almost time to go home and....it's almost time to...Go and Tell! We have learned some big news about God today. God wants us to take and tell it to the whole world!"</p> <p><b>Classroom Song, verse 4</b> <span style="float: right;"><i>HSK NIV Songs 9, track 4</i></span></p> <p>So what's our big news to go and tell, So what's our big news to go and tell, Can you tell me now?</p>
<p><b>Big News to Tell</b></p> <p><b>Big Question 9</b></p> <p><i>VISUAL AID</i></p> <p><b>#1</b></p> <p><i>*found in the HSK Vol. 3 Visual Aids, NIV Book</i></p> <p><i>lyrics and sheet music, Appendix A</i></p>	<p>"Let's see....there's so much big news to tell! There's so much we've learned!</p> <p>Can you tell me the answer to our <b>Big Question: "What Did Jesus Come to Do?"</b> (Show them the Big Question and Answer picture.)</p> <p>Say the answer with me: <b>"Jesus Came to Bring Us to God!"</b></p> <p><i>(If desired, you can sing the Big Q &amp; A Song.)</i> <span style="float: right;"><i>HSK NIV Songs 13, track 12</i></span></p>
<p><b>Big Question 9 Bible Verse</b></p> <p><i>VISUAL AID</i></p> <p><b>#2</b></p> <p><i>*found in the HSK Vol. 3 Visual Aids, NIV Book</i></p> <p><i>lyrics and sheet music, Appendix A</i></p>	<p>"And how do I know this is true? Can you tell me?"</p> <p>Say it with me: <b>"The Bible tells me so!"</b></p> <p>That's right!</p> <p>We learned: <b>1 Peter 3:18</b> "Christ died for sins once for all, the righteous for the unrighteous, to bring you to God." (Show them the Bible Verse picture.)</p> <p>The Bible tells us that Jesus is the Christ. The special Savior sent by God to do what? To bring us to God! And He did it by paying for our sins on the cross."</p> <p><i>(If desired, you can sing the Bible verse song.)</i> <span style="float: right;"><i>HSK NIV Songs 13, track 14</i></span></p>

**4. CLOSING CIRCLE TIME, continued**

★ = short & simple lesson plan

<p><b>Closing ACTS Prayer Time</b></p> <p><b>ACTS Prayer Chant</b></p> <p><i>lyrics and sheet music, Appendix A</i></p>	<p><i>Let's ask God to help us to remember this and even tell others this good news. Let's get ready and pray our ACTS prayer.</i></p> <p><i>And what does ACTS mean? Let's sing/say our ACTS Prayer Chant!</i></p> <p><b>ACTS Prayer Chant Song</b> <span style="float: right;"><i>HSK NIV Songs 9, tracks 10,11</i></span></p> <p>A, Adoration: God, we praise You!                  C, Confession: Forgive us our sins.      That's the ACTS prayer, my friend,                  T, Thanksgiving: Thank You for Jesus,      Bow head, Close your eyes, Shhh,                  S, Supplication: Help us to live like Him.      Let's begin!</p>
<p><b>Closing ACTS Prayer</b></p>	<p>"Let's pray!"</p> <p><i>Lead the children in the ACTS prayer for this unit.</i></p> <p><b>A</b> Jesus, we praise You for being our Savior. You came to bring us to God.</p> <p><b>C</b> God, You sent Jesus to save us, and we certainly do need a Savior! We are all sinners who choose to disobey You and Your good rules. We deserve Your punishment, not Your love. Please forgive us for disobeying You and Your good rules. Please rescue us from the punishment our sins deserve!</p> <p><b>T</b> Thank you, Jesus, for dying on the cross to save all who trust in You as their Savior. You took the punishment they deserved for disobeying God. You made the way to bring us to God.</p> <p><b>S</b> God, work in our hearts. Help us to see that we are sinners who have disobeyed you. Help us to turn away from our sins and ask You to save us. Help us to trust in Jesus as our Savior. Help us to know You in our hearts even today.</p> <p>In Jesus' name we pray. Amen.</p>
<p><b>5. TAKING IT HOME</b> <i>(Take Home Sheet)</i></p>	
<p><b>Clean up and Dismissal</b></p>	<p>★ "Now it's time to work together and clean up."  <i>Have the children join you in cleaning up the room.</i></p>
<p><b>Coloring Pages/ Take Home Sheets</b></p> <p><i>in Appendix C</i></p>	<p>★ <i>Give out the craft/take home sheet and any other papers from the session, as you dismiss children from class.</i></p> <p><i>(Reminder: The back side of the coloring page is the take home sheet for each lesson.)</i></p>
<p><b>Bible Story to Take-Home</b></p> <p><i>in Appendix C</i></p>	<p>You may also want to include a copy of the story along with the take home sheet. (However, each coloring sheet/take home sheet includes a note to parents telling them where they can download the story from the Parent Resources section on the website.)</p>

**The Case of the Son Who Came Down**

*The Gospels*



**Story-telling Tips**

Ahead of time:

1. Read the Bible verses and story. Pray!
2. Choose story action cues and/or prepare storyboard pictures, if using. (Included in Visual Aids book)
3. Practice telling story with the pictures, timing your presentation. Shorten, if necessary to fit your allotted time.

During your presentation:

1. Maintain as much eye contact as possible as you tell the story.
2. Put up storyboard figures/add story action cues as you tell the story. Allow the children to help you put them on the board, if desired.
3. Include the children in your story with a few questions about what they think will happen or words/concepts that might be new to them.
4. Watch the kids for signs that their attention span has been reached. Shorten, if necessary.

**INTRODUCTION/ LISTENING ASSIGNMENTS**

**“Our story is called: The Case of the Son Who Came Down. Here is your listening assignment... ”**

*Read from Detective Dan’s Listening Assignment signs, but questions are summarized below:*

**Detective Dan’s Lesson #1 Listening Assignment:**

As you listen to the story, see if you can figure out:

1. Who was the son who came down?
2. Where did he come down from and what did he come to do?

**Detective Dan’s Lesson #2 Listening Assignment:**

Our Bible verse is 1 Peter 3:18: “Christ died for sins once for all, the righteous for the unrighteous, to bring you to God.”

As you listen to the story, see if you can figure out:

1. Who did Jesus die for?
2. Who did Jesus bring us to?

**Detective Dan’s Lesson #3 Listening Assignment:**

I found four clues, but one of them is NOT in the story.

They are: a manger; a dead man; a rainbow; and a sick man.

*Hold up each of the four pictures for the children to see as you identify them. Better yet, put them up on your flannelgraph board, off to one side.*

I need to know:

1. Which three pictures one does not belong in the story?
2. How were the other things important in our story?

**Detective Dan’s Lesson #4 Listening Assignment:**

As you listen to the story, see if you can figure out:

1. What do God’s people thank Jesus for doing?
2. What are some things they thank Jesus for doing when He came to earth?

**Detective Dan’s Lesson #5 Listening Assignment:**

As you listen to the story, see if you can figure out:

1. What bad thing did Jesus’ enemies do to Jesus?
2. What good thing did God use that bad thing to do for God’s people?

**Read the questions, THEN SAY,**

“Ok, Hide ‘n’ Seekers! Put on your best listening ears and see if you can hear the answers to Detective Dan’s questions. When I finish telling the story, we will see if we can answer all the questions.”

**“The Case of the Son Who Came Down” The Gospels**

*Story with lines separating paragraphs (text in bold, optional interaction cues in italics) Numbers refer to storyboard picture numbers.*

**This story starts out in the most amazing home there has ever been. It was a home that was always filled with love, and goodness, and happiness, and beauty, and light. It was a home better than any home you can ever imagine. It was perfect and wonderful.**

**And what made it so perfect and wonderful? God did. This was His home. It’s called heaven. And it is a place so perfectly wonderful that you would never want to leave.**

*Have you ever been to a place you loved so much that you never wanted to leave? Heaven is even better than that!*

**But you know, there was someone who DID choose to leave that perfectly wonderful home. It was Jesus, God’s Son.**

**Now Jesus didn’t choose to leave heaven because He didn’t like it or because He was bored or anything like that. No, sirree! Jesus LOVED His home! He LOVED shining with the beautiful brightness of God’s glory! He LOVED that there was never any sadness or badness! He LOVED hearing the angels praising God. And most of all, Jesus LOVED the special closeness of God in heaven!**

**But, if Jesus loved His home in heaven so much, why did He leave it? There was just one reason: God’s great love for people like you and me. You see, long ago people started disobeying God and His good ways; and while God LOVES people, He hates badness. The big Bible word for badness is “sin.” This sin broke the special closeness that people could have with God. It broke it so badly that we could never fix it by ourselves.**

*Can you think of something bad or sad in our world now? I can! All those bad and sad things came through sin.*

**God wanted people to know Him and enjoy special closeness with Him. But something would have to be done about that sin that separated people from Him first...and God knew He was the only one who could do it. So, God chose to send His Son, Jesus, to rescue us—to be our Savior. And Jesus delighted to obey. God loves us that much!**

**That’s why Jesus left His wonderful home in heaven; and one night, long ago, He was born a baby right here on earth. Jesus was still God, but now He was a human, too: with arms, legs, ears, and a nose, like you and me.**

*Can you pretend you are rocking a baby in your arms, like Mary might have rocked baby Jesus?*

**Jesus was a human just like us, and yet, He was also VERY different from us in one VERY BIG way. Jesus was born perfect! He had no badness or sin in His heart! It was full of perfect love and goodness. Isn’t that amazing! ~~There has never been anyone like Jesus before, and there never will be again!~~**

**Jesus was born a tiny, baby boy that Christmas night. He was born out in a barn-like place where they kept animals. And instead of a bed, he slept in a manger, the animal feeding bowl! and put in a manger--the animal feeding bowl! Oh, how very different this new home was from Jesus’ home in heaven! Oh, how much God loved us to send His Son here to be our Savior like this! Beautiful angels appeared in the sky. They shone with the light of God’s goodness. They sang out the good news: “God’s Son has come from heaven to bring you to God! He has come to be your Savior! Yay!”**

**Jesus was born a baby, but He didn’t stay that way! He grew up to be a little boy...then, a big boy...then, a teenager...and then, a full-grown man!**

*Squat down with arms near the ground, palms facing up, then stand up, raising your arms as you go.*



**Big Question 9 Bible Story**

use with all FIVE lessons

*Story with lines separating paragraphs (text in bold, optional interaction cues in italics)*

**When Jesus was all grown up, He did a lot of great and amazing things.**

**What kind of things did He do? Well... Jesus taught people lots of things about God. And, Jesus forgave people for disobeying God. Jesus made sick people well, and He even raised dead people back to life... and NOT with medicine, but just by God's great power! Can you imagine that?!**

**Jesus did these and many other wonderful things. Do you know why He did them? To show us that He had come to bring us to God, and to help us to trust in Him as our Savior.**

**Many people listened to what Jesus said and saw the wonderful things He did. And do you know what they began to think? "Jesus is God's Son! He came to bring us to God!"**

**But then one day, something very hard and sad happened that no one but Jesus thought would happen. Jesus' enemies took Him and hurt Him. They put Him up on cross to suffer and die.**

*Can you make a cross shape with your pointer fingers?*

**Jesus' body hurt so much! His spirit hurt so much, too. Why did Jesus hurt so much? Why did His enemies get to do this to Him? Was it because of something Jesus had done wrong? No, it was not! Jesus hurt so much NOT because of anything bad He had done. Jesus hurt so much for God's people and their sins. He was giving up His perfect life as the perfect payment for their sins. He chose to take ALL the punishment that they deserved for disobeying God. Jesus took all their punishment, so they wouldn't have to! God forgave their sins because of Jesus!**

**Why would Jesus do that? Because Jesus came to bring us to God...and that was the only way to do it!**

**Jesus suffered and died on the cross that day. His friends came and buried His body in a cave-grave, sealed shut with a HUGE stone! They were so sad that Jesus had died! Jesus had told His friends that something amazing would happen after He died. He told them He wouldn't stay dead, but come back to life. He was God's Son. He couldn't stay dead! But Jesus' friends didn't see how this could happen. They stayed sad. They had given up. They thought that this was the end of the story for Jesus.**

*Can you show me your saddest face? That's how Jesus' friends felt about Jesus being dead.*

**Jesus' enemies put strong soldiers in front of Jesus' cave-grave to guard it. They wanted to make sure Jesus' body stayed put.**

**But a big stone and strong guards weren't enough to stop God's plans! No way! That cave-grave wasn't the end of the story for Jesus AT ALL! Maybe Jesus stayed dead in that cave-grave on Day One and Day Two, but on Day Three, EVERYTHING CHANGED!**

*Hold up one finger, then add a second finger, then a third.*

**What a big surprise met Jesus' friends when they went to the cave-grave early Sunday morning on Day Three!**

**The ground rumbled with an earthquake-shake! shake! shake!--as a beautiful, bright, shiny angel came down from heaven. He went to the cave-grave and he rolled back that huge stone all by himself. Then he sat down right on top of it!**

**Big Question 9 Bible Story**

use with all FIVE lessons

p.4

*Story with lines separating paragraphs (text in bold, optional interaction cues in italics)*

**The soldiers and Jesus' friends were so afraid! But the angel said to Jesus' friends, "Don't be afraid! Jesus isn't here! He's risen from the dead, just as He said He would! Go look in the cave and see for yourselves! Then go, tell the others: Jesus is alive!" the angel urged them. "Tell them that soon they will see Him, too."**

**Jesus' friends looked inside the cave. Sure enough--NO JESUS! Only the white cloth He had been buried in was there. Jesus was gone, just as the angel said! Still afraid, but filled with joy and so EXCITED, Jesus' friends ran off to tell the others the good news: God had really raised Jesus from the dead, never to die again! Jesus had beaten sin and death! God had completely forgiven His people for disobeying Him! Now, they could have the special closeness with God He created them to have! Yay!**

**After Jesus rose from the dead, He went to see His friends, just as He promised. Jesus visited them that day and many other days. He told them more things about God and His good plans. He promised to send the Holy Spirit to live in their hearts, giving them special closeness with God. And, He told them about His wonderful home in heaven, where everyone who lives for God and trusts in Him as their Savior would come and live with Him one day. That would be best of all!**

**Then up, up, up went Jesus to heaven, His home, to fully enjoy all the special closeness of God again. Do you know why? Because Jesus came to bring us to God...and yay! He had done it!**

**Big Question 9 Bible Story** use with all FIVE lessons p.5

**Cracking the Case:** (story wrap-up for Listening Assignments)

It's time to see how we did with our Listening Assignment.

**Detective Dan's Lesson #1 Listening Assignment:**

**1. Who was the son who came down?**

Jesus, the Son of God.

**2. Where did he come down from and what did he come to do?** He came down from heaven to bring us to God.

**For You and Me:**

Isn't it amazing that Jesus would leave His wonderful home in heaven to bring us to God! Isn't it amazing that He would love us so much to suffer and die for the sins of God's people! We can be God's people, too, when we turn away from our sins and trust in Jesus as our Savior.

**Detective Dan's Lesson #2 Listening Assignment:**

**Our Bible Verse is: 1 Peter 3:18:**

"Christ died for sins once for all, the righteous for the unrighteous, to bring you to God."

**1. Who did Jesus die for?**

For the unrighteous--that is, for people like you and me who do bad things.

**2. Who did Jesus bring us to?**

To God. We can know God and live as His people because of Jesus!

**For You and Me:**

Jesus was so perfectly good (righteous) and He gave up His life so that we could be forgiven for all the bad things we do and could be God's people. You and I can become God's people, when we turn away from our sins and trust in Jesus as our Savior.

**Detective Dan's Lesson #3 Listening Assignment:**

I found four clues, but one of them is NOT in the story. They are: a manger; a dead man; a rainbow and a sick person.

I need to know:

**1. Which three pictures belong in the story and which one does not?** The rainbow does not.

**2. How were the other three things important in our story?**

Jesus was put in a manger (a place where they put animal food) when He was born. Jesus healed many sick people and even raised dead people back to life. He showed people that He was God's Son and He had come to bring them to God.

**For You and Me:**

Jesus left His home in heaven and came to earth to show us what God is like and to bring us to God. How much He loved sinful people like you and me! He did all of these things to save us!

**Detective Dan's Lesson #4 Listening Assignment:**

**1. What do God's people thank Jesus for doing?**

For bringing them to God.

**2. What are some things they thank Jesus for doing when He came to earth?**

They thank Him for teaching them about God; for showing them His mighty power by the great things He did; and, most of all, for suffering and dying on the cross to pay for their sins.

**For You and Me:**

God's people have so much to thank Jesus for doing when He came to earth. We do, too. We can learn from what Jesus taught when we read His words in the Bible. We can learn about the amazing things He did. We can turn from our sins and trust in Him as our Savior, too. Then we will be God's people, too!

**Detective Dan's Lesson #5 Listening Assignment:**

**1. What bad thing did Jesus' enemies do to Jesus?**

They hurt Jesus and put Him on a cross to suffer and die.

**2. What good thing did God use that bad thing to do for God's people?**

Jesus took the punishment for the sins of God's people when He suffered and died on the cross. Jesus rose from the dead on the third day, showing that He had really beat sin and death for them!

**For You and Me:**

We all disobey God. We need a Savior. Jesus can save us from our sins and make us God's people, too, when we repent of our sins and trust in Him as our Savior. God loves to help us do this!

**The Gospel** (story wrap-up if NOT using Listening Assignments)

**Our Bible Truth is:**  
**What Did Jesus Come to Do?**  
**Jesus Came to Bring Us to God!**

This is the good news the friends of Jesus believed and celebrated, long ago.

It's also good news for us today! For now, ANYONE who says sorry to God for disobeying Him and asks Jesus to be their Savior, God will forgive them and will save them. This promise is even for you and me! Yes! WE can know God in our hearts now. Then one day, we can go to live happily with God forever in His perfectly wonderful home.

*Close in prayer.*

**Closing Unit 9 ACTS Prayer**

A=Adoration C=Confession T=Thanksgiving S=Supplication

- A** Jesus, we praise You for being our Savior. You came to bring us to God.
- C** God, You sent Jesus to save us, and we certainly do need a Savior! We are all sinners who choose to disobey You and Your good rules. We deserve Your punishment, not Your love. Please forgive us for disobeying You and Your good rules. Please rescue us from the punishment our sins deserve!
- T** Thank You, Jesus, for dying on the cross to save all who trust in You as their Savior. You took the punishment they deserved for disobeying God. You made the way to bring us to God.
- S** God, work in our hearts. Help us to see that we are sinners who have disobeyed you. Help us to turn away from our sins and ask You to save us. Help us to trust in Jesus as our Savior. Help us to know You in our hearts even today. In Jesus' name we pray. Amen.



Questions to aid discussion of the key concepts and for use in games

Be familiar with these questions and answers. Look for opportunities to ask questions and talk about their answers, such as while the children work on their coloring pages, as part of their games, or during play time. Remember: your goal isn't to ask all these questions or to only talk to the children about these things. It is to be deliberate in having good conversations with them, as natural opportunities arise.

<p><b>BIG QUESTION</b></p>	<p>What Did Jesus Come to Do? Jesus Came to Bring Us to God!</p>
<p><b>Meaning</b></p>	<p>In the beginning, God created the world. Everything God created was perfect. Best of all, people knew and loved God in a wonderful, perfectly close way. How good was the world that God created!</p> <p>But sadly, life did not stay this way. People chose to disobey God and this perfect life was broken. Disobeying God is called "sin." People's sin brought sickness, sadness, and death into God's good world. Sin broke our special closeness with God, too. We can see it when we look inside our hearts. We do not love God or others as we should. Saddest of all, sin meant we deserved never to know God's love, only His punishment for our sins.</p> <p>But God has been so kind to us. He has treated us much better than we could ever deserve! Even from the very beginning, God had an amazing plan to rescue us. He promised to send a Savior who would rescue His people. This Savior would take the punishment for their sins, so they wouldn't have to. This is how He would make them God's people. Who was that Savior? God's Son, Jesus. And who are God's people? All who turn away from their disobeying and trust in Him as their Savior. Jesus came to bring us to God! We can be God's people, too, if we trust in Jesus as our Savior. Ask Him to help you!</p>
<p><b>Discussion Questions</b></p>	<p><i>choose a few</i></p> <ol style="list-style-type: none"> <li>1. What did Jesus come to do? <i>Jesus came to bring us to God!</i></li> <li>2. Who did people have a wonderful closeness with in the beginning? <i>With God.</i></li> <li>3. What did people do that caused the wonderful closeness with God to end? <i>They disobeyed Him.</i></li> <li>4. What did sin bring into the world? <i>Sickness, sadness and death.</i></li> <li>3. What did all people deserve for disobeying God? <i>God's punishment that keeps them separated from Him and all His goodness forever. How sad!</i></li> <li>5. Who did God send to bring His people to Him? <i>Jesus.</i></li> <li>6. What did Jesus take for God's people on the cross? <i>The punishment for their sins.</i></li> <li>7. What happens to us when we turn away from our sins and trust Jesus as our Savior? <i>God forgives our sins. He makes us His people. We have special closeness with God now. Then, when our bodies die, we will go on living happily with God forever.</i></li> </ol>
<p><b>THE GOSPEL</b></p>	<p>The big Bible word for Jesus coming to bring us to God is "the gospel." It means "good news." Do you know what the good news of the gospel is?</p> <p><i>It's the good news that Jesus came to bring us to God! God loved sinners like you and me so much that He sent Jesus to come here to save us. He lived a perfect life and offered it up to God. On the cross, Jesus took all of the punishment God's people deserved for disobeying God. When we turn away from our sins and ask Jesus to be our Savior, God will forgive us and make us His people. What a wonderful beginning that will be! We will get to know God in our hearts. And one day, we will go to live happily with Him forever.</i></p>

Questions to aid discussion of the key concepts and for use in games

<b>BIBLE VERSE</b>	<p>“Christ died for sins once for all, the righteous for the unrighteous, to bring you to God.” 1 Peter 3:18</p>
<b>Meaning</b>	<p>What did Jesus come to do? Jesus came to bring us to God! That’s just what this Bible verse tells us. We are all sinners and deserve God’s punishment. We could never come to God on our own. But Jesus came to take God’s punishment for sin for EVERYONE who turns away from rebelling against God and trusts in Jesus as their Savior! Yes! God forgives them and makes them His very own people. They can know God in their hearts now. And one day, they will get to live with Him forever. This is how we can become God’s people, too. Thank You, Jesus!</p>
<b>Discussion Questions</b>	<p><i>choose a few</i></p> <ol style="list-style-type: none"> <li>1. Who died for sins, once for all? Jesus, the Christ, God’s Son, the special Savior.</li> <li>2. Righteous means someone is completely good. Who is the only person who is righteous? <i>Jesus.</i></li> <li>3. Unrighteous means someone who isn’t completely good. Someone who does bad things. Who is unrighteous? <i>We all are. Everyone but God.</i></li> <li>4. What did Jesus come to do? <i>To bring us to God.</i></li> <li>5. What did Jesus use His perfectly good and righteous life to do? <i>To be the perfect payment for the sins of God’s people so they could be forgiven.</i></li> <li>6. Can we become one of God’s people? <i>Yes, when we turn away from our sins and trust in Jesus as our Savior, our sins are forgiven, too.</i></li> <li>7. Who can help us know God? <i>God, Himself! He loves to help us. Just ask Him!</i></li> </ol>
<b>BIBLE STORY</b>	<p><b>The Case of the Son Who Came Down The Gospels</b></p>
<b>Discussion Questions</b>	<p><i>choose a few</i></p> <ol style="list-style-type: none"> <li>1. Where is Jesus’ home? <i>Heaven.</i></li> <li>2. What was life like for Jesus in heaven? <i>He was always perfectly happy.</i></li> <li>3. Where did Jesus go when He left His home in heaven? <i>Here, to earth.</i></li> <li>4. Why did Jesus leave His wonderful home in heaven? <i>To bring us to God and this was the only way.</i></li> <li>5. What was different about life here on earth? <i>There were many bad and sad things. No longer was everything perfectly good and happy, like in heaven.</i></li> <li>6. What did Jesus do when He grew up? <i>He taught about God; He healed people; He even raised some dead people back to life.</i></li> <li>7. Why did Jesus do these things? <i>To help people believe that He was God’s Son and He had come from heaven to bring them to God.</i></li> <li>8. What did Jesus’ enemies do to Him? <i>They hurt Him and put Him on a cross to die.</i></li> <li>9. What did Jesus plan to do when He died on the cross? <i>Pay for the sins of God’s people.</i></li> <li>10. What did Jesus tell His friends He would do after He died? <i>He would come back to life.</i></li> <li>11. What did Jesus’ enemies do at Jesus’ cave-grave? <i>They put soldiers to guard it and back sure no one took Jesus’ body.</i></li> <li>12. What happened on Day Three after Jesus died? <i>Jesus rose from the dead.</i></li> <li>13. What did Jesus beat? <i>He beat sin and death for God’s people.</i></li> <li>14. Where did Jesus go after He rose from the dead? <i>He talked to His friends and then He went up to heaven.</i></li> <li>15. How can Jesus bring us to God? <i>We can ask Him to work in our hearts. We can turn away from our sins and trust in Him as our Savior.</i></li> </ol>