
Unit 7 Big Question and Answer Extra Craft

Coloring, Gluing and Sticking Activity

Craft Description

Children will color and decorate the number associated with the Big Question they are learning.

Supplies

White paper (cardstock is best)

Crayons, colored pencils, markers

Glue sticks

Small decorating items, such as glitter glue, colored paper dots (made with a hole punch), small fabric scraps, pom poms, sequins, small tissue or foil pieces, etc.

Preparation

1. Print out copies of the Big Question and Answer and the Number onto separate sheets of paper.
2. Cut out the circle around the number.
3. Set out coloring and decorating supplies.
4. Make an example of each card to show the children.

Directions

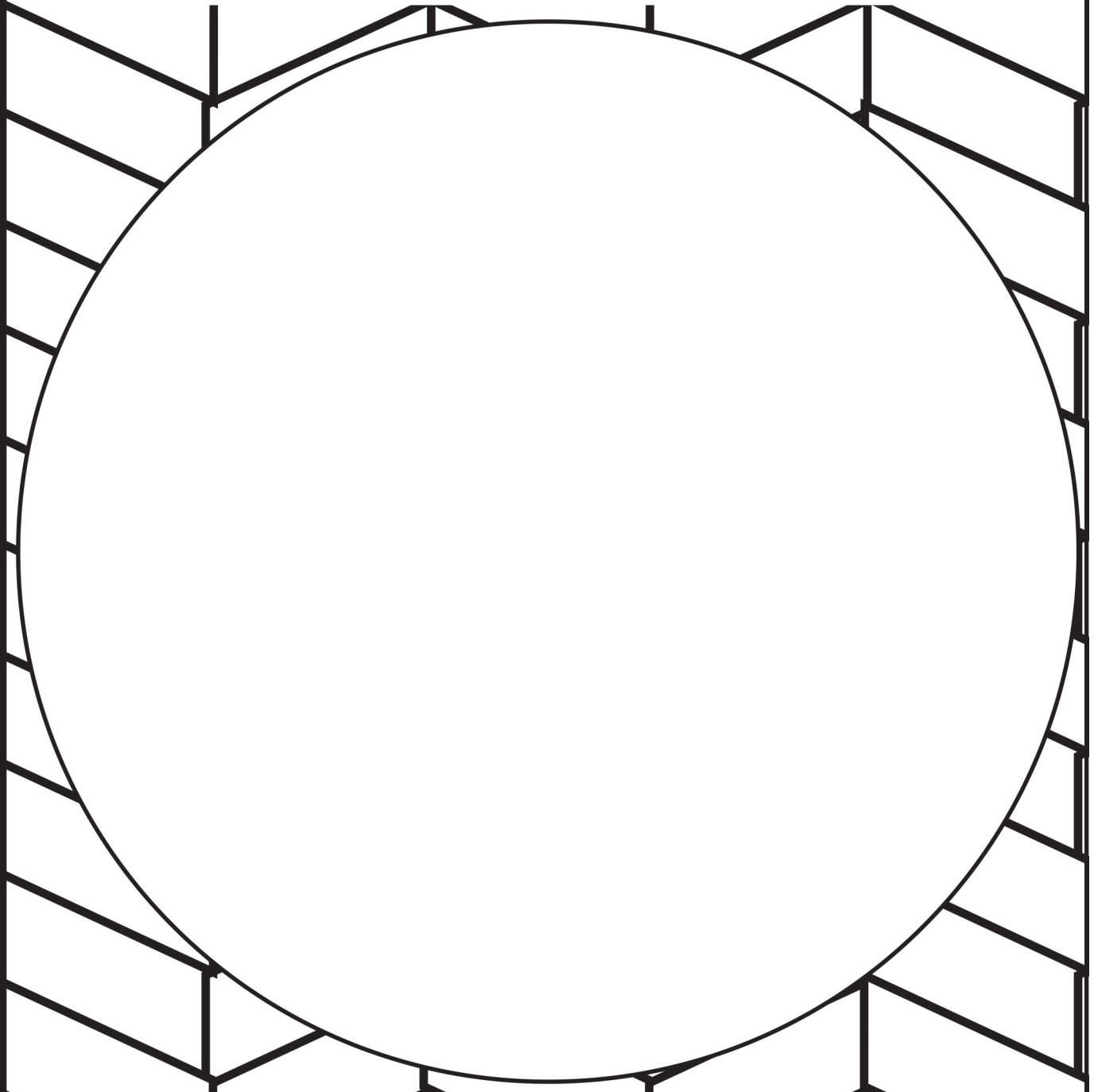
1. Show the children your example, telling them they are decorating and practicing the Big Question and Answer to go and tell their families and friends.
2. Have children first color their Big Question and Answer sheets,
3. Then have them use the additional decorating supplies to fill in the space around their number.
4. Glue the number in place.
5. Write child's name on card.
6. Allow cards to dry.

If you don't want to use the extra decorating supplies, just have the children coloring in their numbers and glue them in place on their Big Question and Answer sheet.

Practice Telling

Have the children practice holding up the Big Question and saying it. You can have fun with this by having the children mimic when you raise it up, how you say it, etc. a sort of Simon Says element.

What Are
God's Laws Like?



God's Laws
Are Perfect!



Unit 7 Bible Verse Extra Craft: Psalm 19:7

Bible Verse Craft: Ten Commandment Tablets

Bible Verse: "The law of the LORD is perfect." Psalm 19:7

Craft Description

Children will decorate a 10 Commandment tablet made of poster board and pasta shapes.

Supplies

Print out the Bible verse and the simplified version of the 10 Commandments

Poster board, 1 18" x 12" piece per child

18" x 12" brown/grey construction paper, 1 piece per child and glue stick

Pasta shapes (can purchase colored ones or can color yourself with spray paint, if you want more colors.)

Craft glue and some sort of applicator sponges/paint brushes

Preparation

1. Print out the Bible verse and God's Big Rules (simplified 10 Commandments), one set per child. Cut down to size.
2. Cut out two 10 Commandments tablets out of poster board, 1 per child.
3. If desired, cut out brown/grey construction paper the same size as the tablets and glue to front side of each tablet for a more realistic coloring.
4. Set out pasta shapes and glue with applicator.
5. Make an example of the craft for the children to see.

Directions

1. Show the children your example, telling them that they are making this so that can go and tell their parents and friends this week the Bible verse they are learning. Tell them that after the LORD told God's people His laws, He wrote them down on stone tablets for them. That's what they are making today as their Go and Tell craft.
2. Have children glue God's Big Rules to the front of their tablet. Glue the Bible verse to the back of the tablet.
3. When a child is finished gluing on the laws, come to them and use the applicator brush to put a generous coat of glue around the outside.
4. The children will put the pasta shapes on top of the glue.
5. Let crafts dry.

Practice Telling

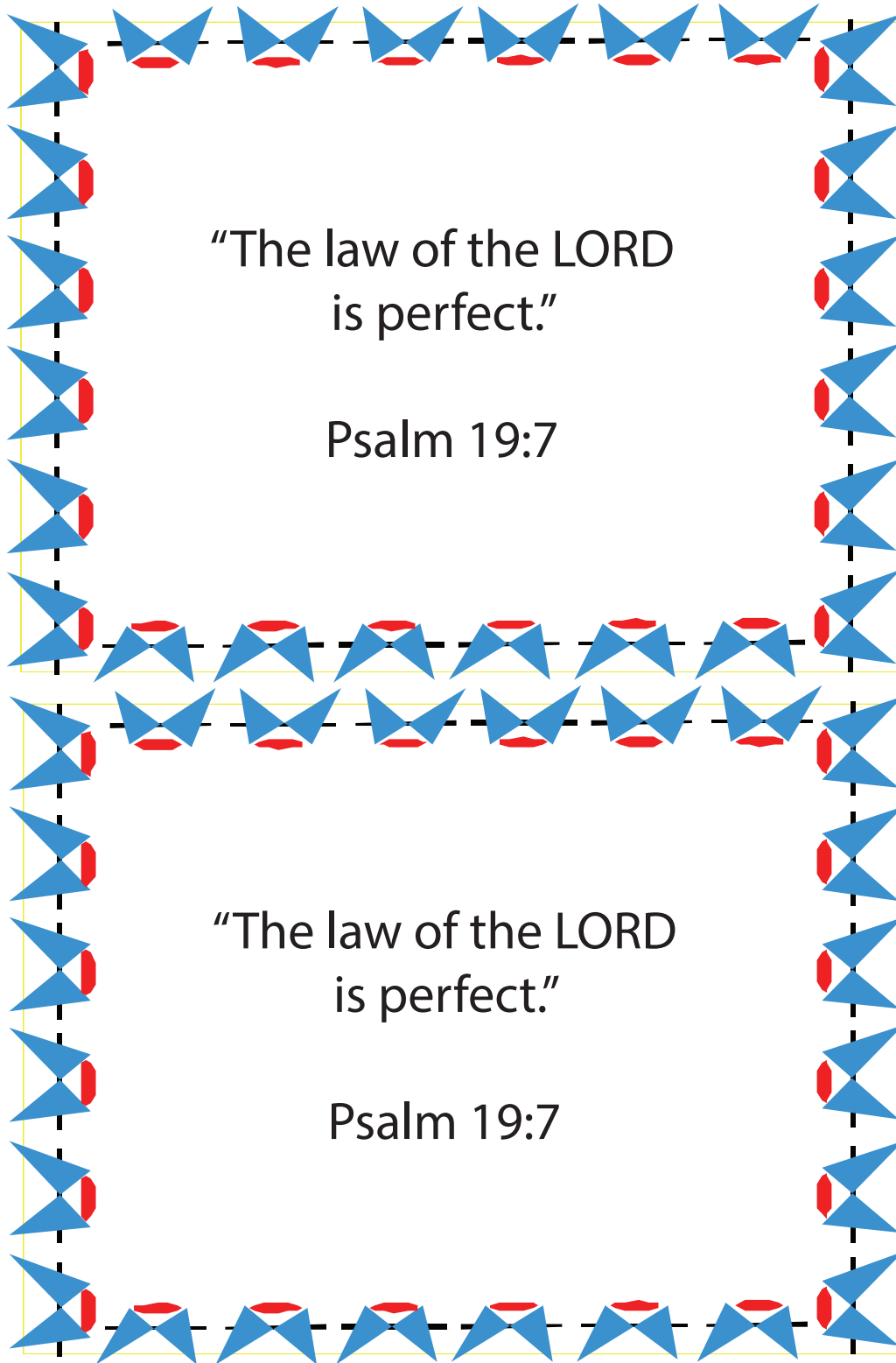
Practice saying the Bible verse and holding up the tablets. You also can sing the Big Question 7 Bible Verse songs.

**I am the LORD your God.
I want you to be My special people.**

Here are My big rules:

- 1. Love Me most of all.**
- 2. Only worship Me.**
- 3. Love Me with how you talk about Me
and in how you live.**
- 4. Have a special day each week
to rest and worship Me.**
- 5. Love and obey your mommy and daddy.**
- 6. Don't murder people.**
- 7. Keep your promise to only love
your husband/wife.**
- 8. Don't take other people's things.**
- 9. Don't lie.**
- 10. Be happy with what I give you.
(your husband, your wife,
your things and your life!)"**

Bible Verse print out



The Case of the Big Voice Exodus 19-20,24 Jigsaw Puzzle Page

Make copies of picture and cut into an appropriate number of pieces for your children.


Or, you can print out color versions of this puzzle by downloading it from praisefactory.org.

God's Laws Are Perfect! But the people in our Bible story weren't perfect, were they? No, they weren't! They said they would obey God's big rules... and they wanted to obey them. But, do you know what? Many times, they didn't obey them! No! They DIS-obeyed them! We are just like those people who lived long ago! We disobey God's Big Rules, too! And the truth is, we deserve God's punishment for disobeying His rules, too! What sad news! But that's not the end of the story! God knows we are sinners and He wants to save us! That's why He sent Jesus to


I Am LORD

10 Big Rules


1. Love Me most of all




2. Don't worship fake gods.
Worship only Me




3. Love Me by how you talk about Me and how you live




4. Keep a special day to rest and to worship Me




5. Love and obey your mother and father




6. Don't murder people




7. Keep your promise to love only your husband/wife




8. Don't take other people's things







9. Don't Lie



10. Be happy with what I give you. Don't be greedy for what others have



341