
Big Question 5, Bible Truth 1 Storyboard Background Pictures Key (BG)

Put these pictures in place on your storyboard BEFORE you tell your story.

There are no background pictures for this story

Big Question 5, Bible Truth 1 Storyboard Pictures Key (SB)

Store these pictures in numerical order in your DDD Bible Folder.

Add these to your story as you tell it. Numbers correspond to placement order.

SB1 God Perfectly Happy



SB2 God's Plan



SB3 God's Powerful Word



SB4 Dark



SB5 God's Spirit




SB6 Light



SB7 Sky



SB8 Seas



SB9 Mountains



SB10 Flatlands



SB11 Hills and Valleys



SB12 Green Mountains



SB13 Green Hills and Valleys



SB14 Green Flatlands



SB15 Stars and Moon



SB16 Sun



SB17 Sea Creatures 1



SB18 Sea Creatures 2



SB19 Eagles and Flying Birds



SB20 Parrot in Tree



SB21 Hummingbird



SB22 Farm Animals



SB23 Wild Animals



SB24 Crawling Creatures



SB25 People with a Special Heart



SB26 It Is Very Good



Note: Use sticky tac putty rather than velcro on back of pictures placed on top of other pictures.



SB1



SB2



SB4



SB6



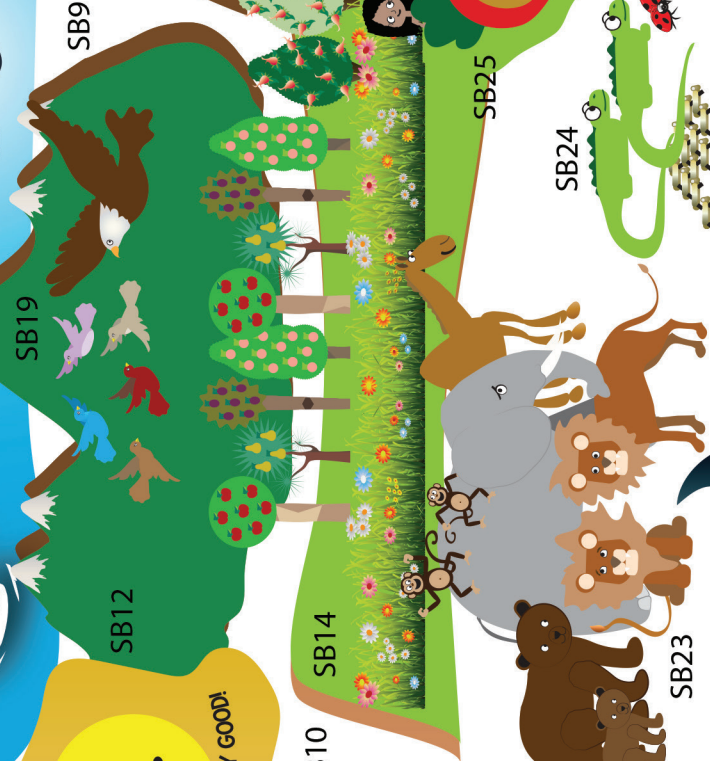
SB3



SB7



SB26



SB9

SB15

SB11


SB9,10,11 are covered up or replaced by their green versions when God creates plants.

SB10

SB25

SB21


SB8 is first placed right below SB7, then later in story moved down to bottom to make room for dry ground



SB23

SB24

SB22



SB17

SB18

SB8

NOTE:

Some of the larger images are assembled from two or more pages. You can make these easier to fold by leaving a small gap in the lamination between the pieces. This allows you to fold the image along the gap.



leave slight gap here
to create a "hinge"
for easy folding



SB1 God Perfectly Happy
DDD 5.1 Story

SB2 God's Plan
DDD 5.1 Story

God's powerful Word

God's Spirit

SB5 God's Spirit
DDD 5.1 Story

SB3 God's Powerful Word
DDD 5.1 Story



SB4 Dark Pt 1 of 2
DDD 5.1 Story
Glue Together then Laminate



SB4 Dark Pt 2 of 2
DDD 5.1 Story
Glue Together then Laminate



SB6 Light Pt 1 of 2
DDD 5.1 Story
Glue Together then Laminate



SB6 Light Pt 2 of 2
DDD 5.1 Story
Glue Together then Laminate



SB7 Sky Pt 1 of 6
DDD 5.1 Story
Glue Together then Laminate


SB7 Sky Pt 2 of 6
DDD 5.1 Story
Glue Together then Laminate



SB7 Sky Pt 3 of 6
DDD 5.1 Story
Glue Together then Laminate

SB7 Sky Pt 4 of 6
DDD 5.1 Story
Glue Together then Laminate




SB7 Sky Pt 5 of 6
DDD 5.1 Story
Glue Together then Laminate



SB7 Sky Pt 6 of 6
DDD 5.1 Story
Glue Together then Laminate

SB18 Sea Creatures 2 Pt 1 of 2
DDD 5.1 Story
Glue Together then Laminate

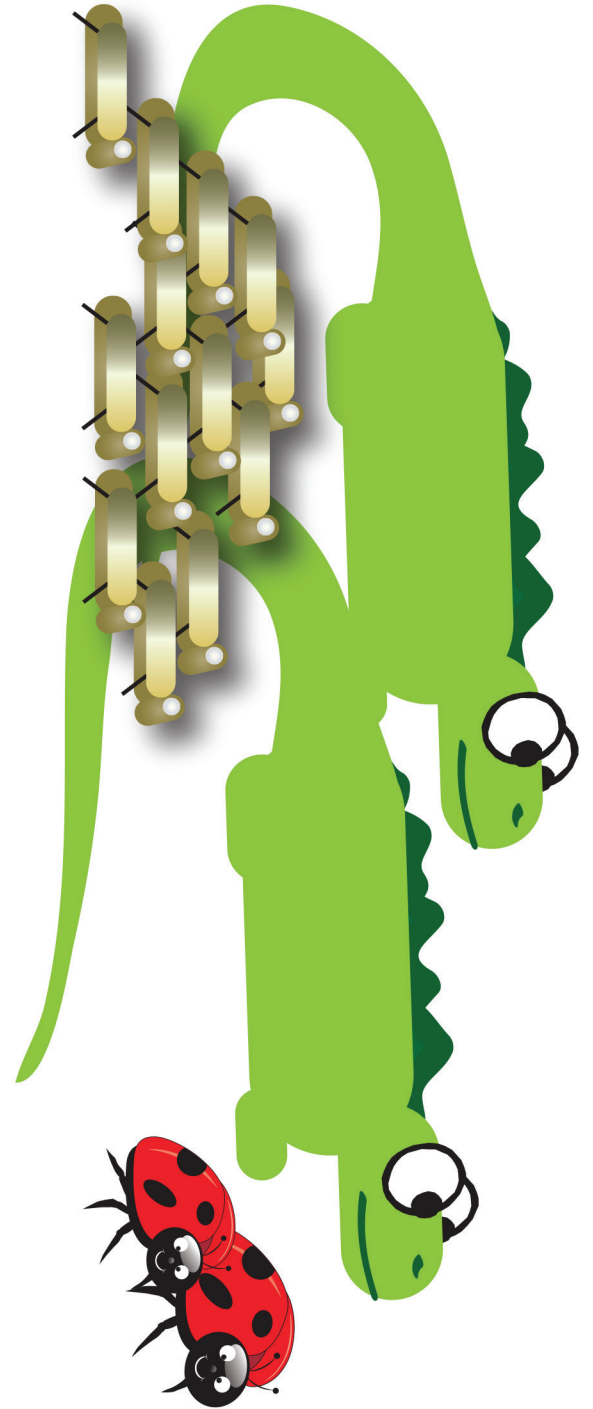

SB18 Sea Creatures 2 Pt 2 of 2
DDD 5.1 Story
Glue Together then Laminate



SB8 Seas Pt 1 of 4
DDD 5.1 Story
Glue Together then Laminate


SB17 Sea Creatures 1 Pt 2 of 2
DDD 5.1 Story
Glue Together then Laminate

SB17 Sea Creatures 1 Pt 1 of 2
DDD 5.1 Story
Glue Together then Laminate




SB24 Crawling Creature
DDD 5.1 Story

SB8 Seas Pt 2 of 4
DDD 5.1 Story
Glue Together then Laminate



SB19 Eagles and Flying Birds
DDD 5.1 Story


SB8 Seas Pt 3 of 4
DDD 5.1 Story
Glue Together then Laminiate



SB20 Parrot in Tree
DDD 5.1 Story

SB21 Hummingbird
DDD 5.1 Story

SB8 Seas Pt 4 of 4
DDD 5.1 Story
Glue Together then Laminate



SB9 Mountains Pt 3 of 3
DDD 5.1 Story
Glue Together then Laminate

SB9 Mountains Pt 1 of 3
DDD 5.1 Story
Glue Together then Laminate



SB9 Mountains Pt 2 of 3
DDD 5.1 Story
Glue Together then Laminate



SB13 Green Hills and Valleys
Pt 3 of 3
DDD 5.1 Story
Glue Together then Laminate



SB13 Green Hills and Valleys
Pt 1 of 3
DDD 5.1 Story
Glue Together then Laminate



SB13 Green Hills and Valleys
Pt 2 of 3
DDD 5.1 Story
Glue Together then Laminate




SB22 Farm Animals
Pt 1 of 2
DDD 5.1 Story
Glue Together then Laminate




SB22 Farm Animals Pt 2 of 2
DDD 5.1 Story
Glue Together then Laminate


SB10 Flatlands Pt 1 of 4
DDD 5.1 Story
Glue Together then Laminate




SB10 Flatlands Pt 2 of 4
DDD 5.1 Story
Glue Together then Laminate



SB10 Flatlands Pt 3 of 4
DDD 5.1 Story
Glue Together then Laminate



SB10 Flatlands Pt 4 of 4
DDD 5.1 Story
Glue Together then Laminate



SB14 Green Flatlands Pt 1 of 5
DDD 5.1 Story
Glue Together then Laminate



SB14 Green Flatlands Pt 2 of 5
DDD 5.1 Story
Glue Together then Laminate




SB14 Green Flatlands Pt 3 of 5
DDD 5.1 Story
Glue Together then Laminate




SB14 Green Flatlands Pt 4 of 5
DDD 5.1 Story
Glue Together then Laminate




SB14 Green Flatlands Pt 5 of 5
DDD 5.1 Story
Glue Together then Laminate




SB11 Hills and Valleys Pt 1 of 2
DDD 5.1 Story
Glue Together then Laminate



SB11 Hills and Valleys Pt 2 of 2
DDD 5.1 Story
Glue Together then Laminate



SB13 Green Hills and Valleys Pt 1 of 2
DDD 5.1 Story
Glue Together then Laminate




SB13 Green Hills and Valleys Pt 2 of 2
DDD 5.1 Story
Glue Together then Laminate



SB15 Stars and Moon
DDD 5.1 Story

SB16 Sun
DDD 5.1 Story



SB23 Wild Animals Pt 1 of 2
DDD 5.1 Story
Glue together, then laminate



SB23 Wild Animals Pt 2 of 2
DDD 5.1 Story
Glue together, then laminate



**A spirit
to know and
love God**

SB25 People with a Special Heart
DDD 5.1 Story



SB26 It Is Very Good
DDD 5.1 Story