

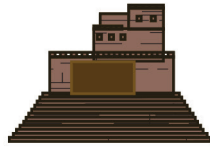
---

## Big Question 4, Bible Truth 1 Storyboard Background Pictures Key (BG)

---

Put these pictures in place on your storyboard BEFORE you tell your story.

**BG1 David's Palace**




**BG2 Tent of Meeting**



**BG3 Cut-out from Tent Roof**



**BG4 Lebanon  
and the Quarries**



# Big Question 4, Bible Truth 1 Storyboard Pictures Key (SB)

Store these pictures in numerical order in your DDD Bible Folder.

Add these to your story as you tell it. Numbers correspond to placement order.

SB1 King David



SB2 Plan to Build a Worship House



SB3 Prophet Nathan Tells God's Plan



SB4 Golden Money David Saves Up



SB5 King Solomon Will Build Worship House



SB6 Workers Cut Down Trees




SB7 Float Lumber Down Sea



SB8 Workers Get Limestone



SB9 Workers Bring Lumber to Jerusalem



SB10 Workers Bring Limestone to Jerusalem



SB11 Hiram



SB12 Men to Help Hiram



SB13 Hiram and Helpers Work Hard



SB14 Outside of Worship House



SB15 Inside of Worship House



SB16 Messenger



SB17 People's Worship Gifts



SB18 People Gather



SB19 King Solomon at the Altar




SB20 Altar



SB21 Worship Leaders Wash



SB22 Worship Leaders Get Music Ready



SB23 Priests and Levites Get Special Box



SB24 Priests and Levites Take Special Box



SB25 Worship Leaders Praise God



SB26 People Give Worship Gifts



SB27 King Solomon Prays



SB28 The LORD's Fire from Heaven



SB29 The LORD's Glory Fills the Worship House



SB30 King and People Bow Down



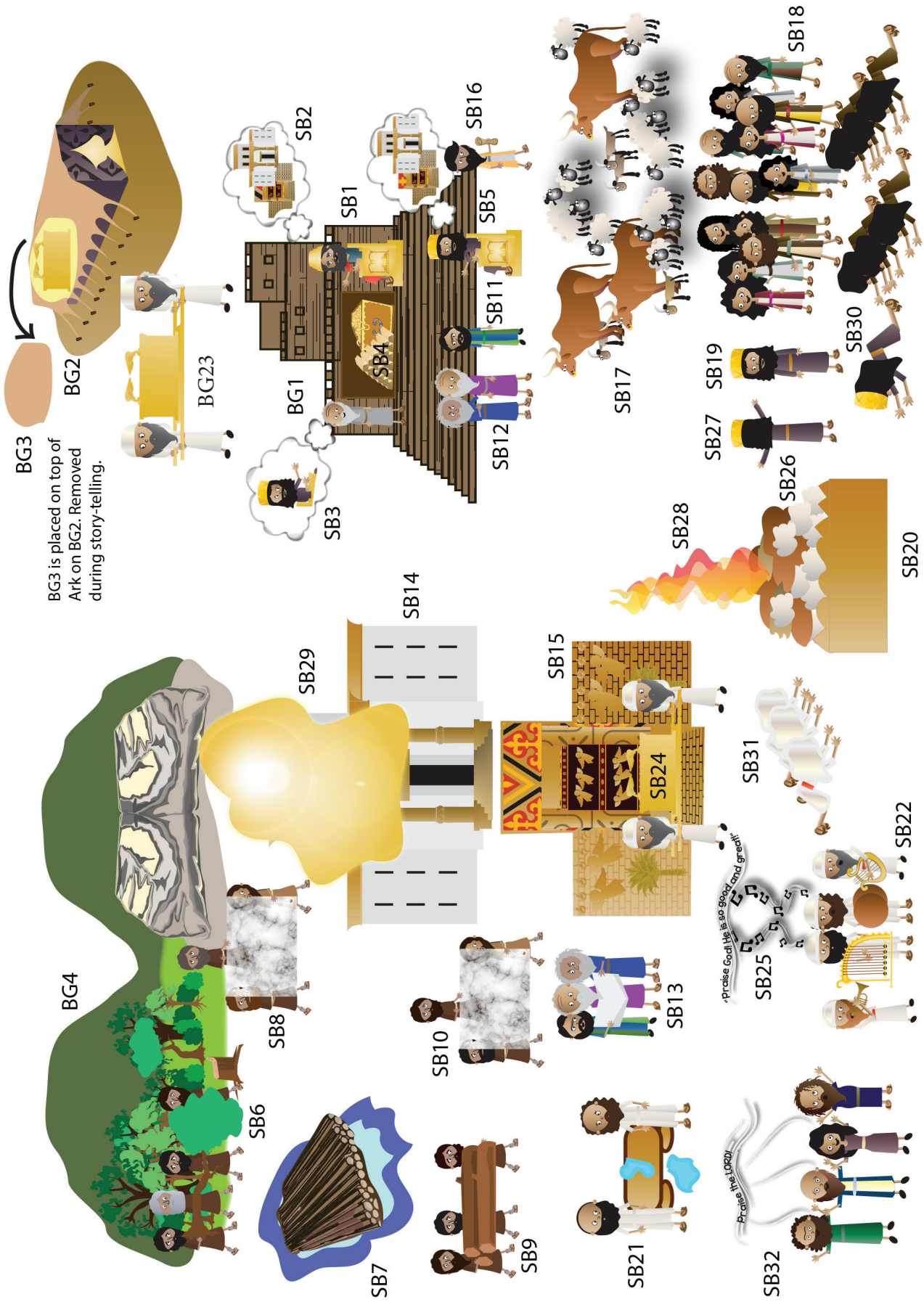
SB31 Worship Leaders Bow Down



SB32 Everyone Celebrates



Note: Use sticky tac putty rather than velcro on back of pictures placed on top of other pictures.



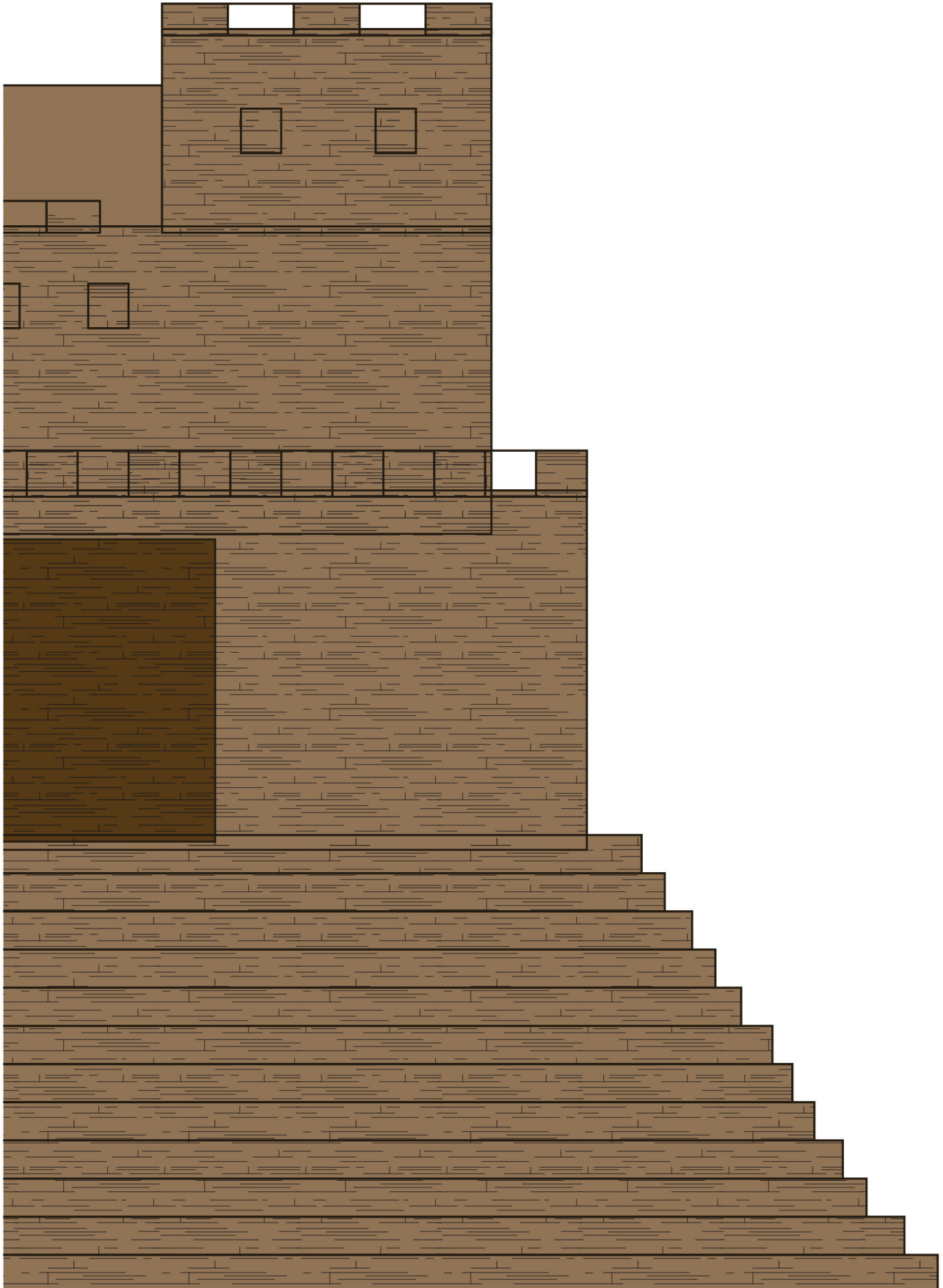
BG3 is placed on top of Ark on BG2. Removed during story-telling.

NOTE:

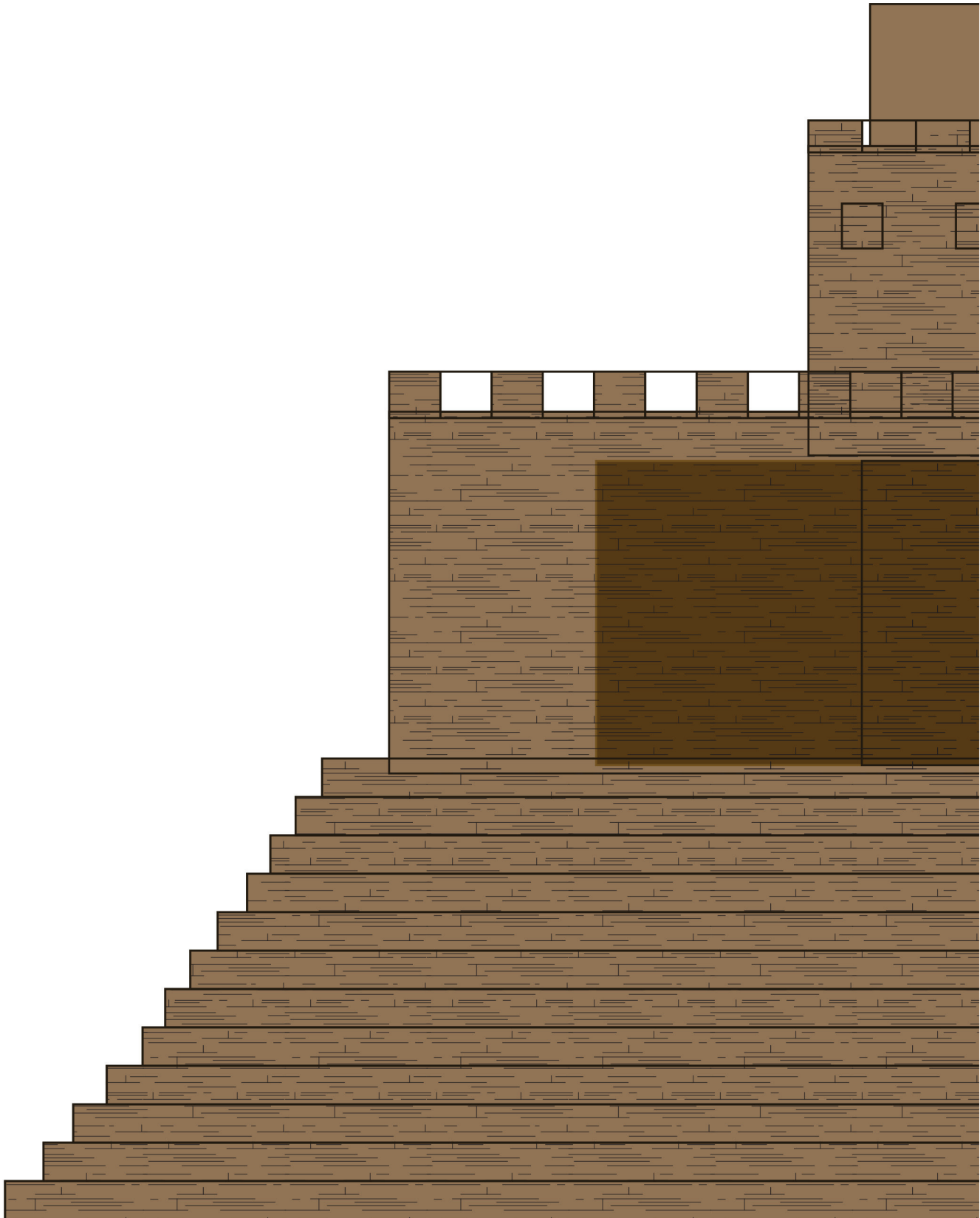
Some of the larger images are assembled from two or more pages. You can make these easier to fold by leaving a small gap in the lamination between the pieces. This allows you to fold the image along the gap.



leave slight gap here  
to create a "hinge" for  
easy folding

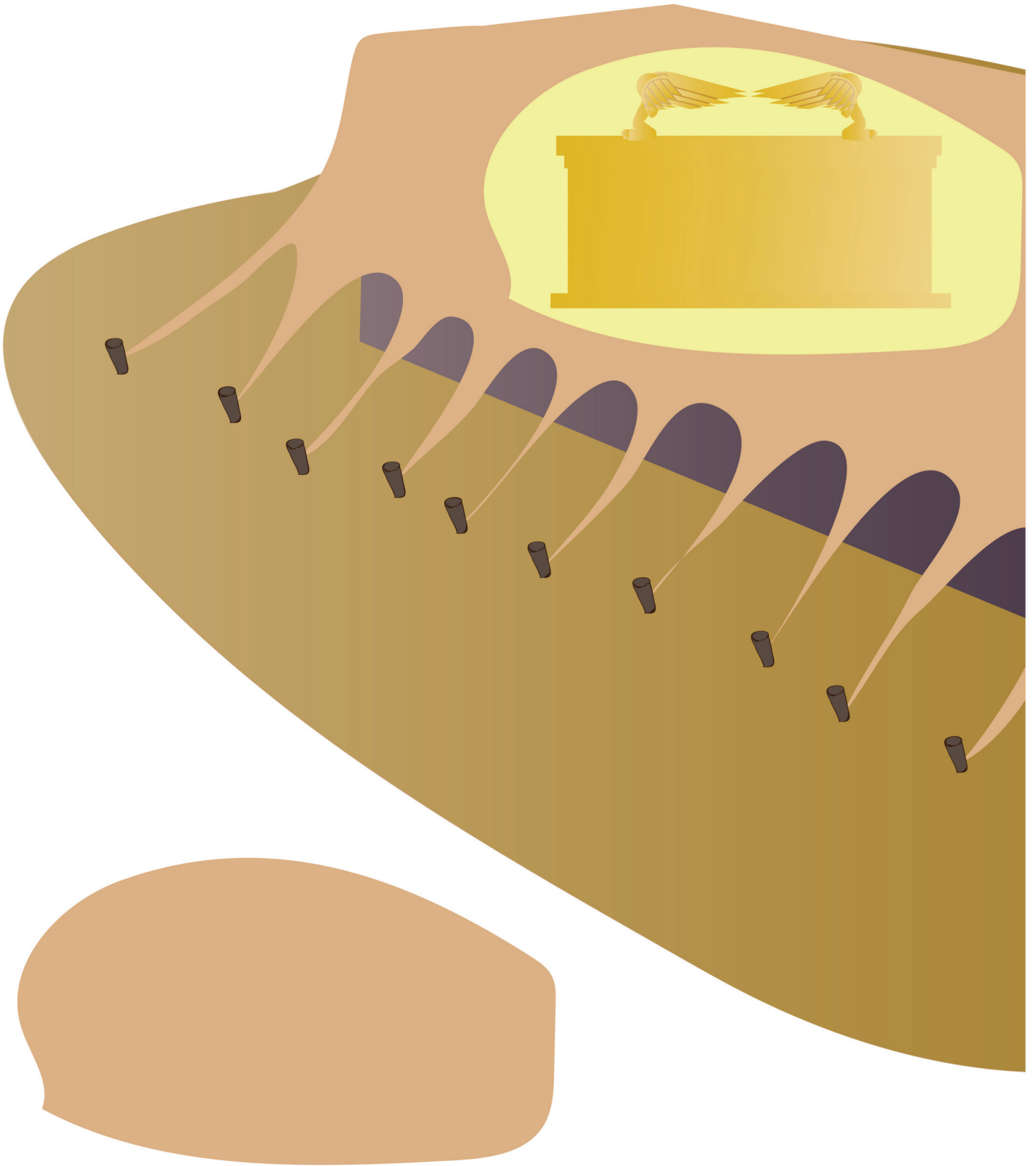


BG1 David's Palace Part 1 of 2  
DDD 4.1 Story  
glue together, then laminate  
Place on board before telling story




BG1 David's Palace Part 2 of 2  
DDD 4.1 Story  
glue together, then laminate  
Place on board before telling story



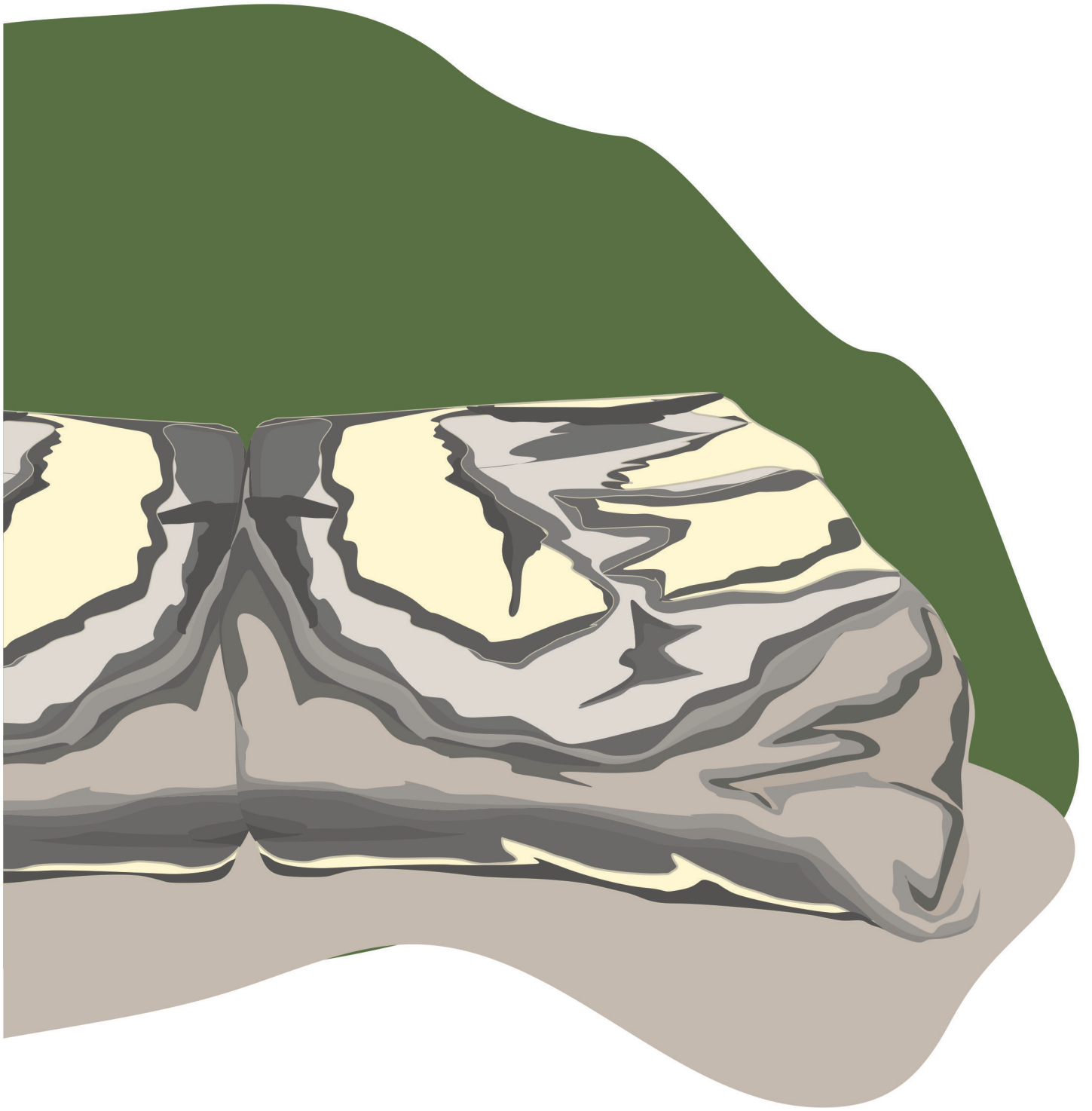


BG2 Tent of Meeting Pt 1 of 2  
DDD 4.1 Story  
glue together, then laminate  
Place on board before telling story

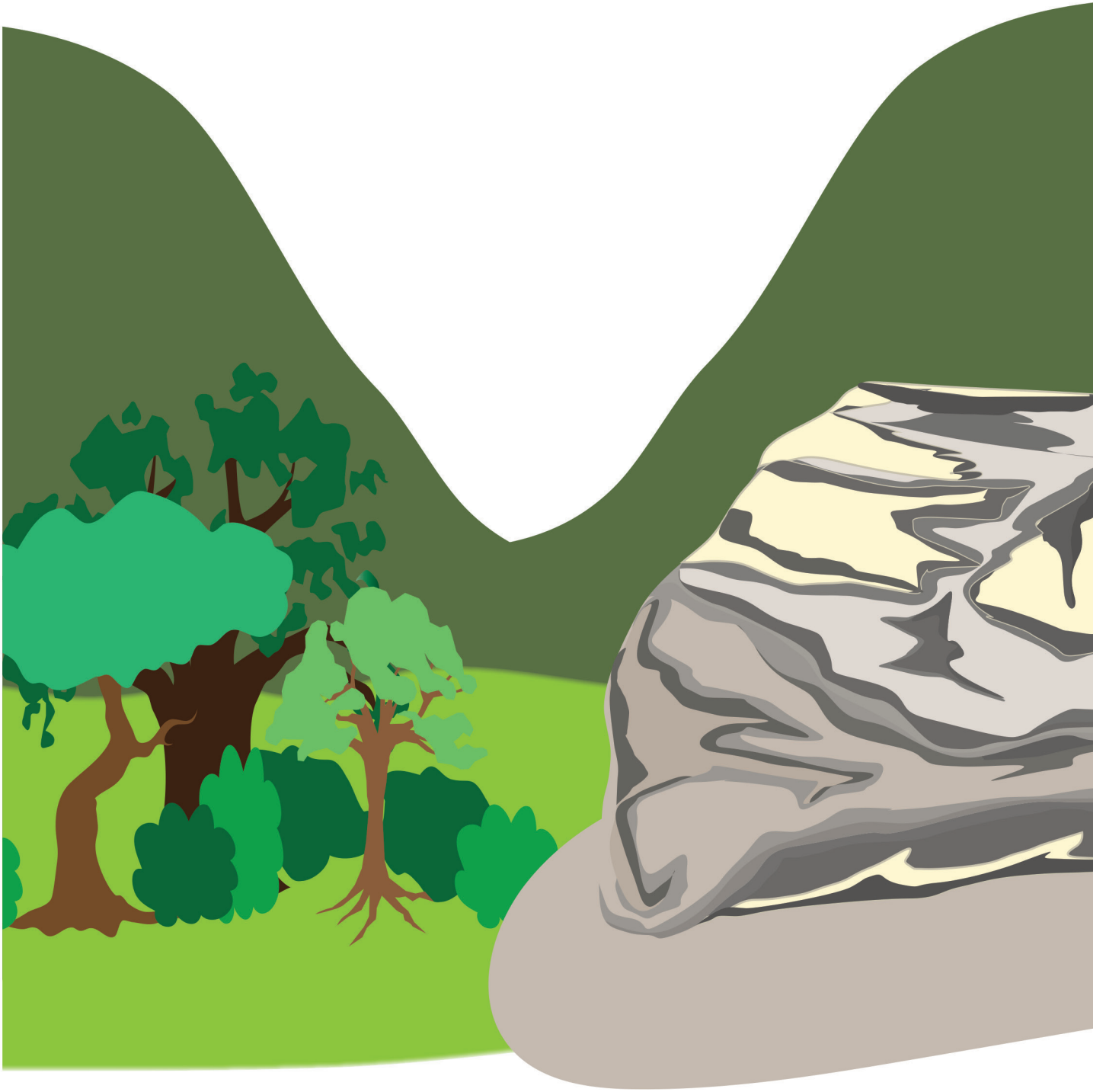
BG3 Cut-out from Tent Roof  
DDD 4.1 Story  
Place on board before telling story



BG2 Tent of Meeting Pt 2 of 2  
DDD 4.1 Story  
glue together, then laminate  
Place on board before telling story



BG4 Lebanon and Quarries Pt 1 of 3  
DDD 4.1 Story  
glue together, then laminate  
Place on board before telling story

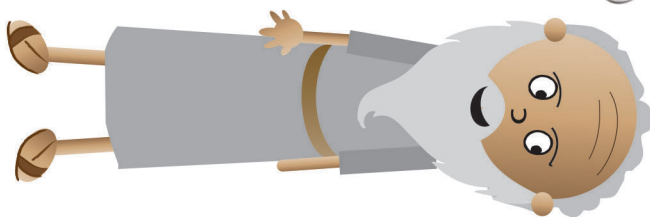




BG4 Lebanon and Quarries Pt 2 of 3  
DDD 4.1 Story  
glue together, then laminate  
Place on board before telling story





BG4 Lebanon and Quarries Pt 3 of 3  
DDD 4.1 Story  
glue together, then laminate  
Place on board before telling story




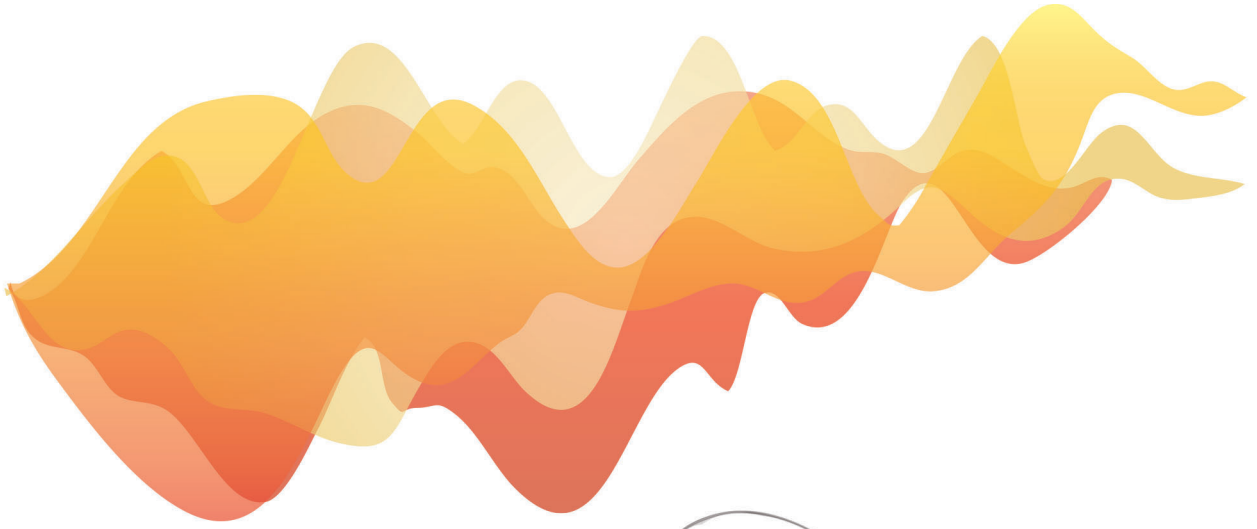
SB2 Plan to Build  
a Worship House  
DDD 4.1 Story

SB1 King David  
DDD 4.1 Story

SB4 Golden Money  
David Saves Up  
DDD 4.1 Story

SB16 Messenger  
DDD 4.1 Story


SB3 Prophet Nathan Tells God's Plan  
DDD 4.1 Story



SB28 The LORD's Fire from Heaven  
DDD 4.1 Story

SB5 King Solomon Will Build  
Worship House  
DDD 4.1 Story


SB19 King Solomon at the Altar  
DDD 4.1 Story



SB9 Workers Bring  
Lumber to Jerusalem  
DDD 4.1 Story


SB6 Workers Cut Down Trees  
DDD 4.1 Story






SB20 Altar  
DDD 4.1 Story

SB26 People Give  
Worship Gifts  
DDD 4.1 Story



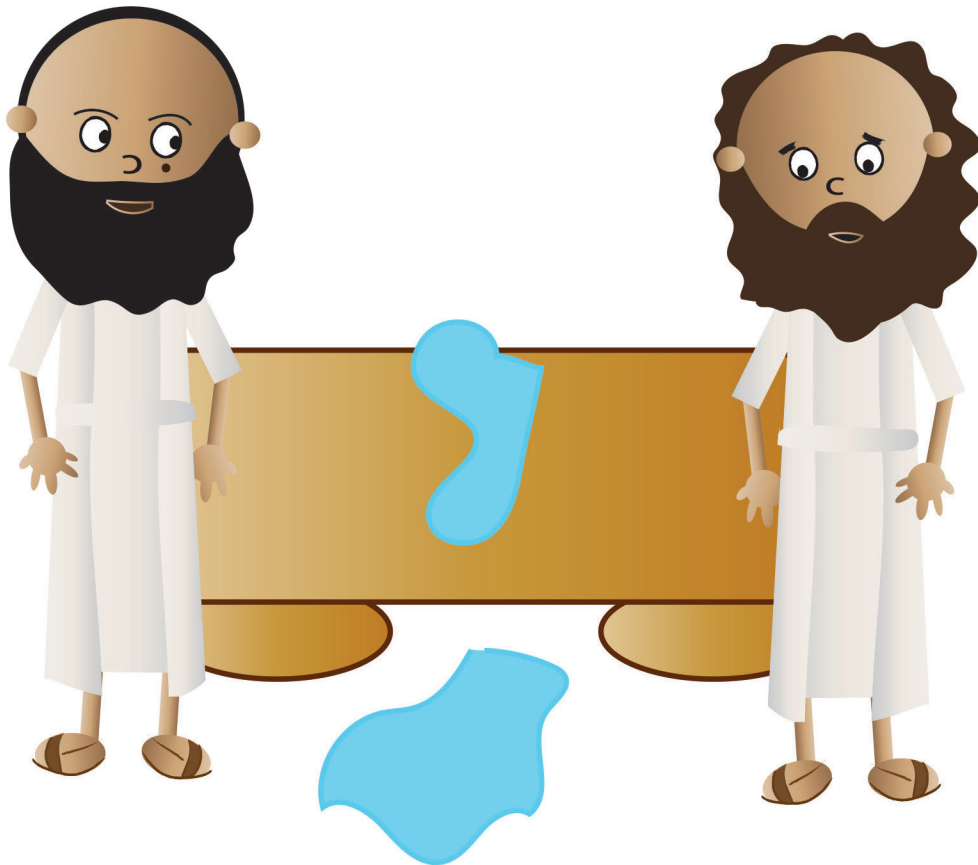
SB30 King and People Bow Down  
Pt 1 of 2 DDD 4.1 Story  
Glue and laminate together

SB30 King and People Bow Down  
Pt 2 of 2 DDD 4.1 Story  
Glue and laminate together



SB24 Priests and Levites  
Take Special Box  
DDD 4.1 Story

SB10 Workers Bring  
Limestone to Jerusalem  
DDD 4.1 Story




SB23 Important Men  
Get Special Box  
DDD 4.1 Story

SB21 Worship Leaders Wash  
DDD 4.1 Story





SB29 The LORD's Glory Fills  
the Worship House  
DDD 4.1 Story




SB12 Men to Help Hiram  
DDD 4.1 Story

SB11 Hiram  
DDD 4.1 Story

SB13 Hiram and Helpers  
Work Hard  
DDD 4.1 Story

SB27 King Solomon Prays  
DDD 4.1 Story



SB18 People Gather  
DDD 4.1 Story

**Praise the LORD!**



SB32 Everyone Celebrates  
DDD 4.1 Story






SB17 People's Worship Gifts Pt 1 of 2  
DDD 4.1 Story




SB17 People's Worship Gifts Pt 2 of 2  
DDD 4.1 Story

“Praise God! He is so good and great!”



SB25 Worship Leaders  
Praise God  
DDD 4.1 Story

SB22 Worship Leaders  
Get Music Ready  
DDD 4.1 Story




SB15 Inside of Worship House Pt 1 of 2  
DDD 4.1 Story







SB15 Inside of Worship House Pt 2 of 2  
DDD 4.1 Story



SB14 Outside of Worship House Pt 1 of 2  
DDD 4.1 Story




SB14 Outside of Worship House Pt 2 of 2  
DDD 4.1 Story



SB7 Float Lumber Down Sea  
DDD 4.1 Story

SB31 Worship Leaders Bow Down  
DDD 4.1 Story





SB8 Workers Get Limestone  
DDD 4.1 Story