

Big Question 4, Bible Truth 2 Storyboard Background Pictures Key (BG)

Put these pictures in place on your storyboard BEFORE you tell your story.

BG1 Mt. Carmel



Note on BG1 Mt. Carmel:

Create Mt Carmel from felt. Overlay the felt pieces on the base felt on your flannelgraph board. Velcro on the back of the pieces will hold the pieces securely in place. Finish off the background by adding the additional background pieces provided in this book on top of the felt.

Big Question 4, Bible Truth 2 Storyboard Pictures Key (SB)

Store these pictures in numerical order in your DDD Bible Folder.

Add these to your story as you tell it. Numbers correspond to placement order.

SB1 The LORD



SB2 The People of Israel



SB3 The LORD's Big Promises



SB4 The People's Promise



SB5 God's Laws



SB6 The People Break Their Promise



SB7 The People Worship Baal Instead



SB8 The Neighbors



SB9 Fake God Baal



SB10 King Ahab



SB11 Rain, Big Families and Good Food



SB12 Elijah Warning King Ahab



SB13 No Rain for 3 Years



SB14 Elijah Telling Ahab to Meet Up on Mount Carmel



SB15 Elijah, King Ahab and People of Israel Gather



SB16 Messengers of Baal



SB17 Lots More Messengers of Baal



SB18 Altar with Worship Gift to Baal



SB19 Messengers of Baal Praying



SB20 Messengers of Baal Dancing



SB21 Altar with Worship Gift to the LORD



SB22 Men Put Water on Everything



SB23 Water



SB24 Elijah Prays



SB25 Fire from Heaven



SB26 People Bow Down and Confess the LORD Is God



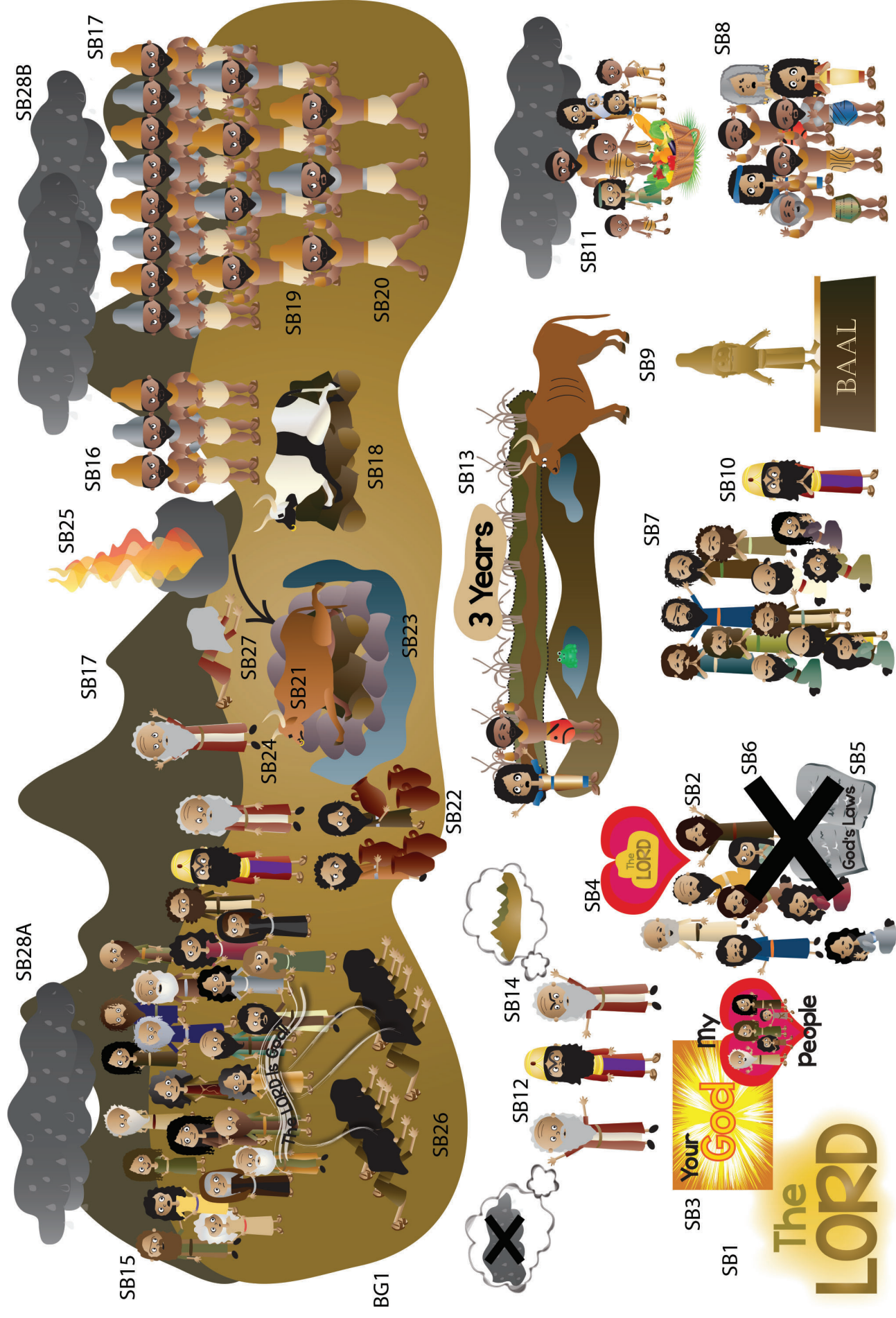
SB27 Elijah Bows Down and Prays



SB28A,B Rain Clouds with Rain



Note: Use sticky tac putty rather than velcro on back of pictures placed on top of other pictures.



Unit 4, Bible Truth 2: The Case of the Fight with Fire 1 Kings 18

Picture Placement Guide

NOTE:

Some of the larger images are assembled from two or more pages. You can make these easier to fold by leaving a small gap in the lamination between the pieces. This allows you to fold the image along the gap.



leave slight gap here
to create a "hinge" for
easy folding

The LORD



SB1 The LORD
Story 4.2

SB3 The LORD's Big Promises
Story 4.2



SB2 The People of Israel
Story 4.2



SB10 King Ahab
Story 4.2

SB5 God's Laws
Story 4.2

SB4 The People's Promise
Story 4.2

SB6 The People Break
Their Promise
Story 4.2




SB7 The People Worship Baal Instead
Story 4.2




SB24 Elijah Prays
Story 4.2




SB8 The Neighbors
Story 4.2



SB9 Fake God Baal
Story 4.2




SB11 Rain, Big Families and Good Food
Story 4.2

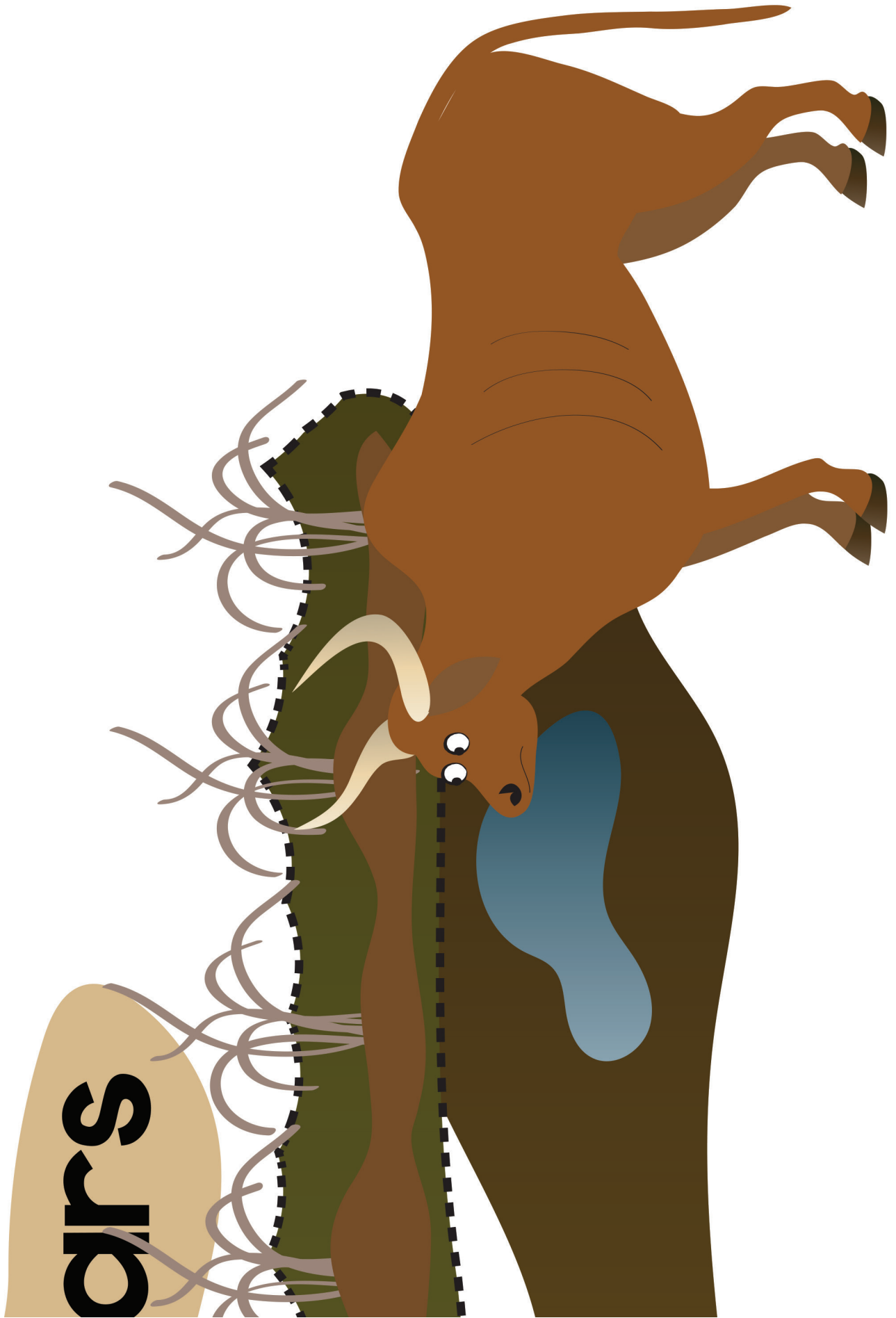


SB12 Elijah Warning
King Ahab
Story 4.2

SB27 Elijah Bows Down and Prays
Story 4.2



SB13 No Rain for 3 Years
Pt 1 of 2
Story 4.2
Glue Together and Laminate



SB13 No Rain for 3 Years
Pt 2 of 2
Story 4.2
Glue Together and Laminate



SB14 Elijah Telling Ahab to
Meet Up on Mount Carmel
Story 4.2


SB16 Messengers of Baal
Story 4.2




SB15 Elijah, King Ahab
and People of Israel Gather
Pt 1 of 2
Story 4.2
Glue together and laminate



SB15 Elijah, King Ahab
and People of Israel Gather
Pt 2 of 2
Story 4.2
Glue together and laminate






SB17 Lots More Messengers of Baal
Story 4.2




SB18 Altar with Worship Gift to Baal
Story 4.2

SB21 Altar with Worship Gift to the LORD
Story 4.2



SB19 Messengers of Baal Praying
Story 4.2



SB20 Messengers of Baal Dancing
Story 4.2




SB23 Water
Story 4.2

SB22 Men Put Water on Everything
Story 4.2



SB25 Fire from Heaven pt 1 of 2
Story 4.2
Glue together and laminate



SB28A Rain Clouds with Rain
Story 4.2

SB25 Fire from Heaven pt 2 of 2
Story 4.2
Glue together and laminate

The Lord Is God!



SB26 People Bow Down and
Confess the LORD Is God
Story 4.2



SB28B Rain Clouds with Rain
Story 4.2