

---

## HSK 8 Storyboard Picture Key: Background Pictures (BG)

---

Put these pictures in place on your storyboard BEFORE you tell your story.

**BG1 Jerusalem**



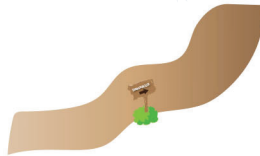
**BG2 Temple**




**BG3 Jail**



**BG4 Road to Damascus**



**BG5 Damascus**



## HSK 8 Storyboard Picture Key: Storyboard Pictures (SB)

Store these pictures in numerical order in your HSK Bible Folder.

Add these to your story as you tell it. Numbers correspond to placement order.

**SB1 Saul**



**SB10 Saul Falling Down to Ground (with soldiers)**



**SB2 Saul Hates Jesus**



**SB11 Jesus**



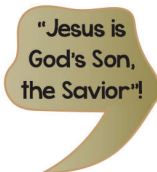
**SB3 Saul Hates Christians**



**SB12 Jesus Loved Saul**



**SB4 "Jesus is God's Son, the Savior"**




**SB13 God's Plan for Saul to Tell People about Jesus**



**SB5 Saul ordering the Christians to be quiet or be arrested/killed**



**SB14 Saul Thinking about Jesus**



**SB15 Saul Telling Others about Jesus**



**SB6 Christians being arrested**



**SB16 Holy Spirit working in Hearts**



**SB7 Saul and Soldiers**



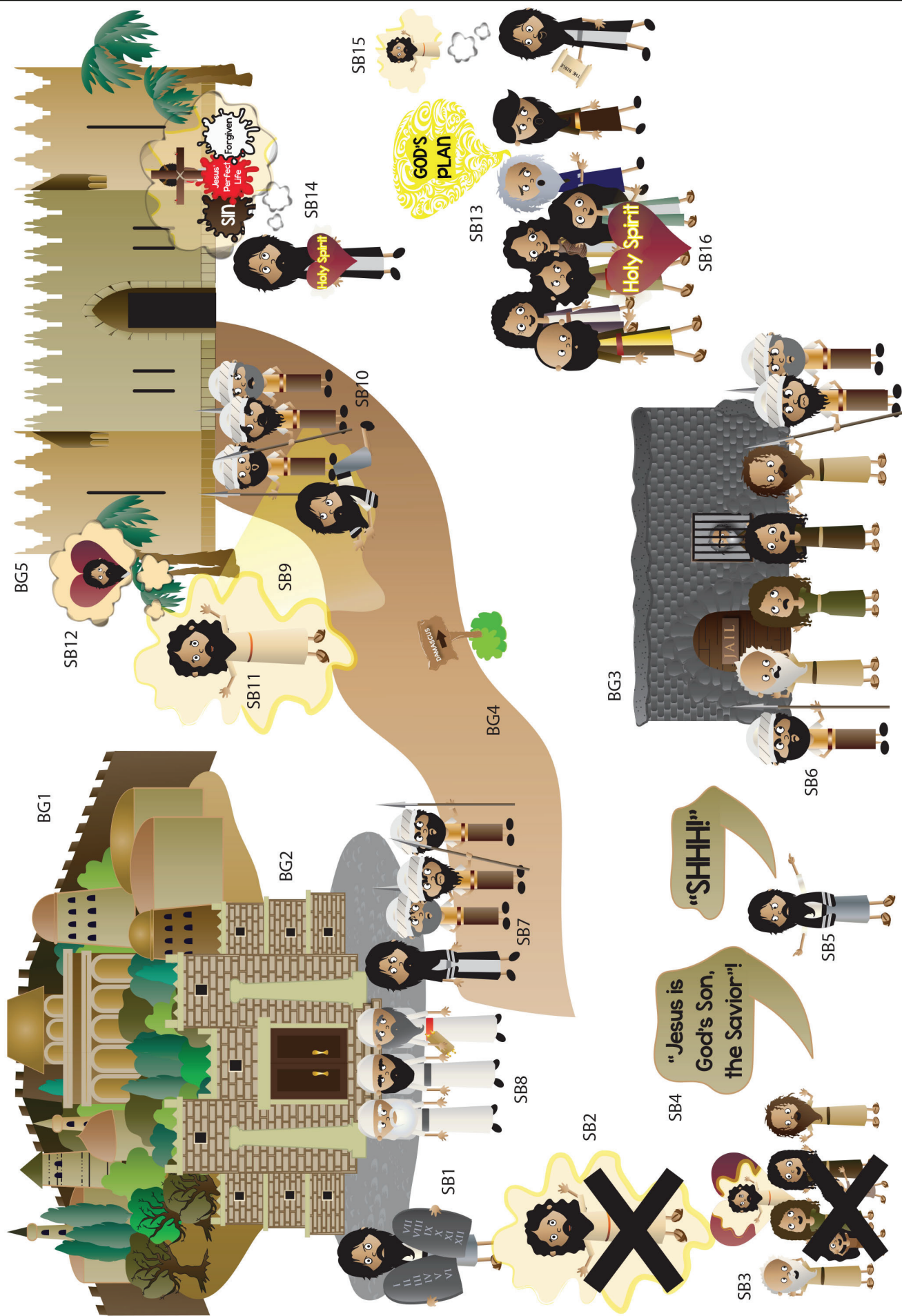
**SB8 Jewish Leaders**



**SB9 Bright Light from Heaven**



Note: Use sticky tac putty rather than velcro on back of pictures placed on top of other pictures.










**BG1 Jerusalem pg 1 of 2**

HSK 8 Story

glue together, then laminate

Place on board BEFORE telling story




**BG1 Jerusalem pg 2 of 2**

HSK 8 Story

glue together, then laminate

Place on board BEFORE telling story




**BG5 Damascus pg 1 of 2**

HSK 8 Story

glue together, then laminate

Place on board BEFORE telling story



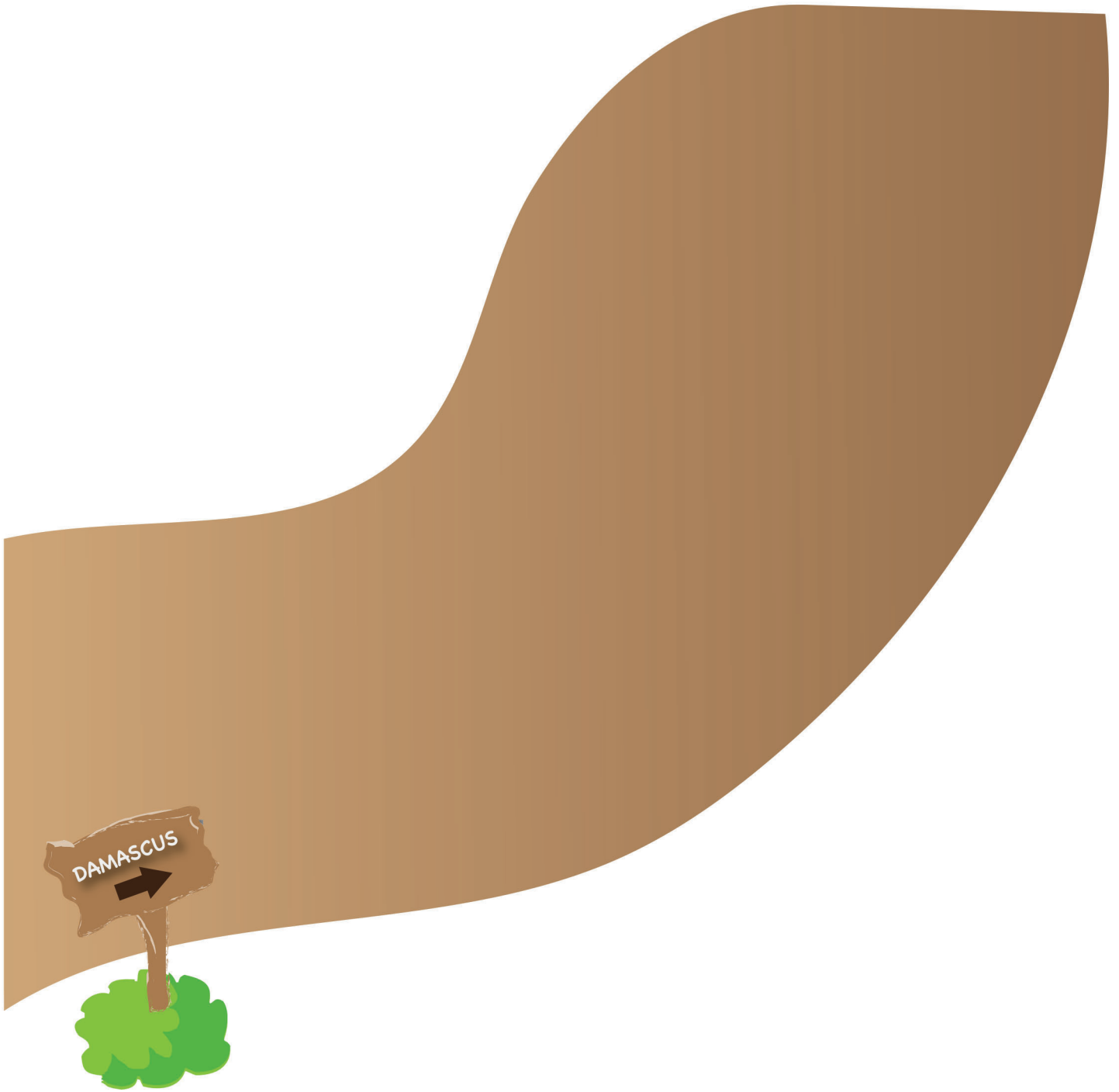


**BG5 Damascus pg 2 of 2**

HSK 8 Story

glue together, then laminate

Place on board BEFORE telling story




**BG4 Road, pg 1 of 2**

HSK 8 Story

glue together, then laminate

Place on board BEFORE telling story

The image contains a speech bubble with a dark olive green body and a lighter olive green tail pointing towards the bottom right. Inside the bubble is the text "Jesus is God's Son, the Savior"! in a bold, black, sans-serif font. Below the speech bubble is a large, light brown, wavy shape that resembles a stylized wave or a piece of paper, extending from the left side towards the right edge of the frame.

**“Jesus is  
God’s Son,  
the Savior”!**

**SB4“Jesus Is God’s Son, the Savior!”**

HSK 8 Story

glue together, then laminate

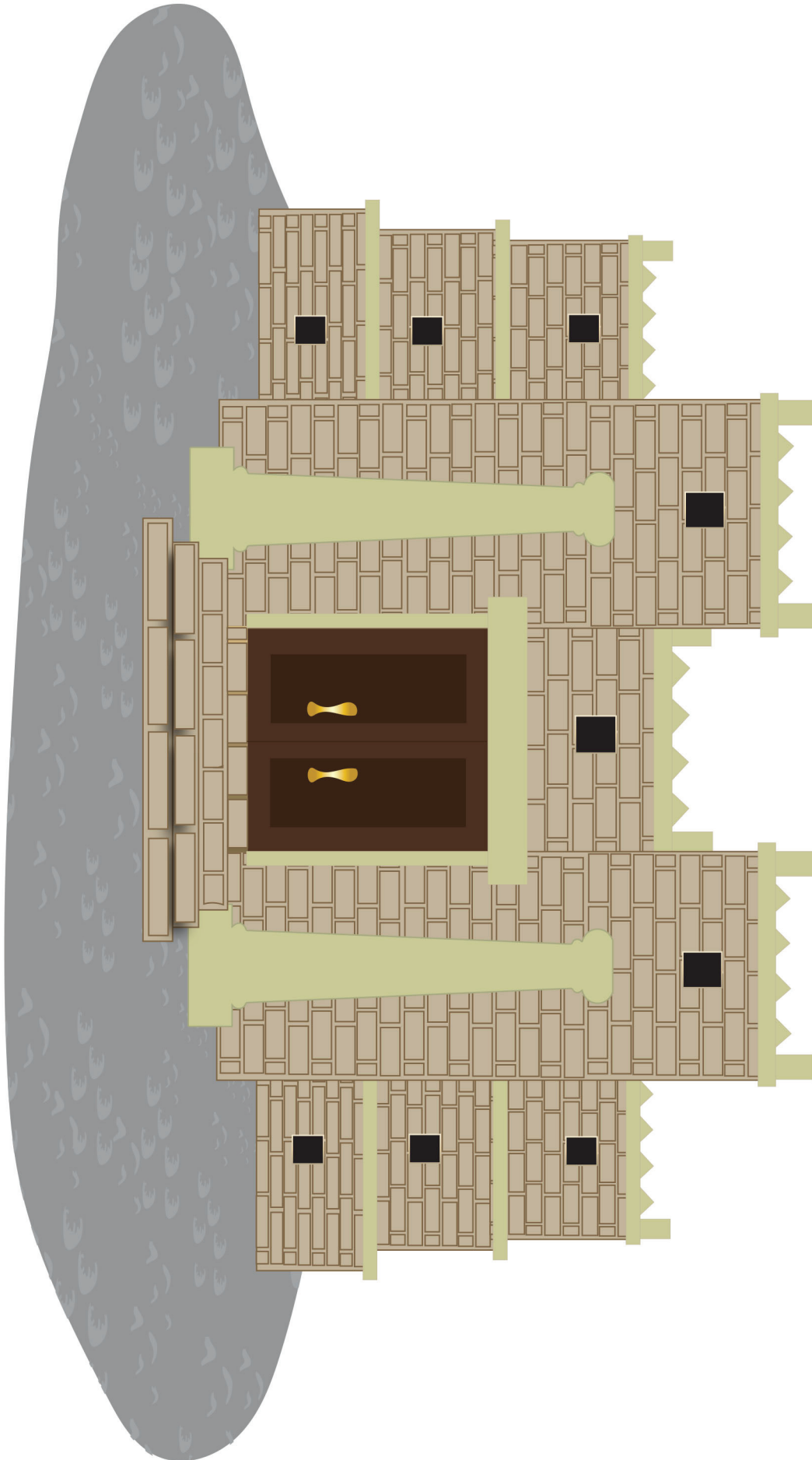
**BG4 Road, pg 2 of 2**

HSK 8 Story


glue together, then laminate

Place on board BEFORE telling story






**BG2 Temple**  
HSK 8 Story




**SB3 Saul Hates Christians**  
HSK 8 Story



**SB6 Christians Being Arrested**  
HSK 8 Story





**SB9 Bright Light**  
HSK 8 Story



**SB1 1 Jesus**  
HSK 8 Story


**SB2 Saul Hates Jesus**  
HSK 8 Story

# GOD'S PLAN



**SB 13 God's Plan for Saul To Tell  
People about Jesus**  
HSK 8 Story





**SB14 Saul Thinking about Jesus**  
HSK 8 Story


**SB16 Holy Spirit Working in Hearts**  
HSK 8 Story



**SB15 Saul Telling Others about Jesus**

**SB10 The Soldiers with Saul Falling  
Down**

**HSK 8 Story**




**SB7 Saul with Soldiers**

HSK 8 Story

**SB12 Jesus Loved Saul**

HSK 8 Story



**SB1 Saul Trying Hard to Keep  
God's Laws**  
HSK 8 Story

**SB8 Jewish Leaders**  
HSK 8 Story



**“SHHH!”**



**SBS Saul ordering  
the Christians to be quiet  
or be arrested/killed**  
HSK 8 Story



**BG3 Jail**  
HSK 8 Story