

---

## HSK 6 Storyboard Picture Key: Background Pictures (BG)

---

Put these pictures in place on your storyboard BEFORE you tell your story.

**BG1 Garden of Eden scene**



**BG2 God's World**



**BG3  
Tree of the Knowledge  
of Good and Evil**



**BG4 Cross/Tomb  
Scene**



**BG5 Heaven**



## HSK 6 Storyboard Picture Key: Storyboard Pictures (SB)

Store these pictures in numerical order in your HSK Bible Folder.

Add these to your story as you tell it. Numbers correspond to placement order.

**SB1 Adam and Eve**



**SB11 Group of Hurting, Crying, Dying People**



**SB2 Perfect Love and Happiness with God**



**SB12 Broken Friendship with God**



**SB3 God's Enemy**



**SB13 God's Enemy Thinking He Had Won**



**SB4 X for Spoiled World**



**SSB14 X for Defeated Enemy**



**SB5 God's Friendship with People Broken**



**SB15 Savior Jesus**



**SB6 Serpent**



**SB16 Jesus Dying for the Sins of God's People**



**SB7 Fruit**



**SB17 Jesus Risen**



**SB8 Adam and Eve Disobeying God**



**SB9 Sin**




**SB18 God's People Living Happy with God Forever**



**SB10 Group of Disobeying People**



Note: Use sticky tac putty rather than velcro on back of pictures placed on top of other pictures.



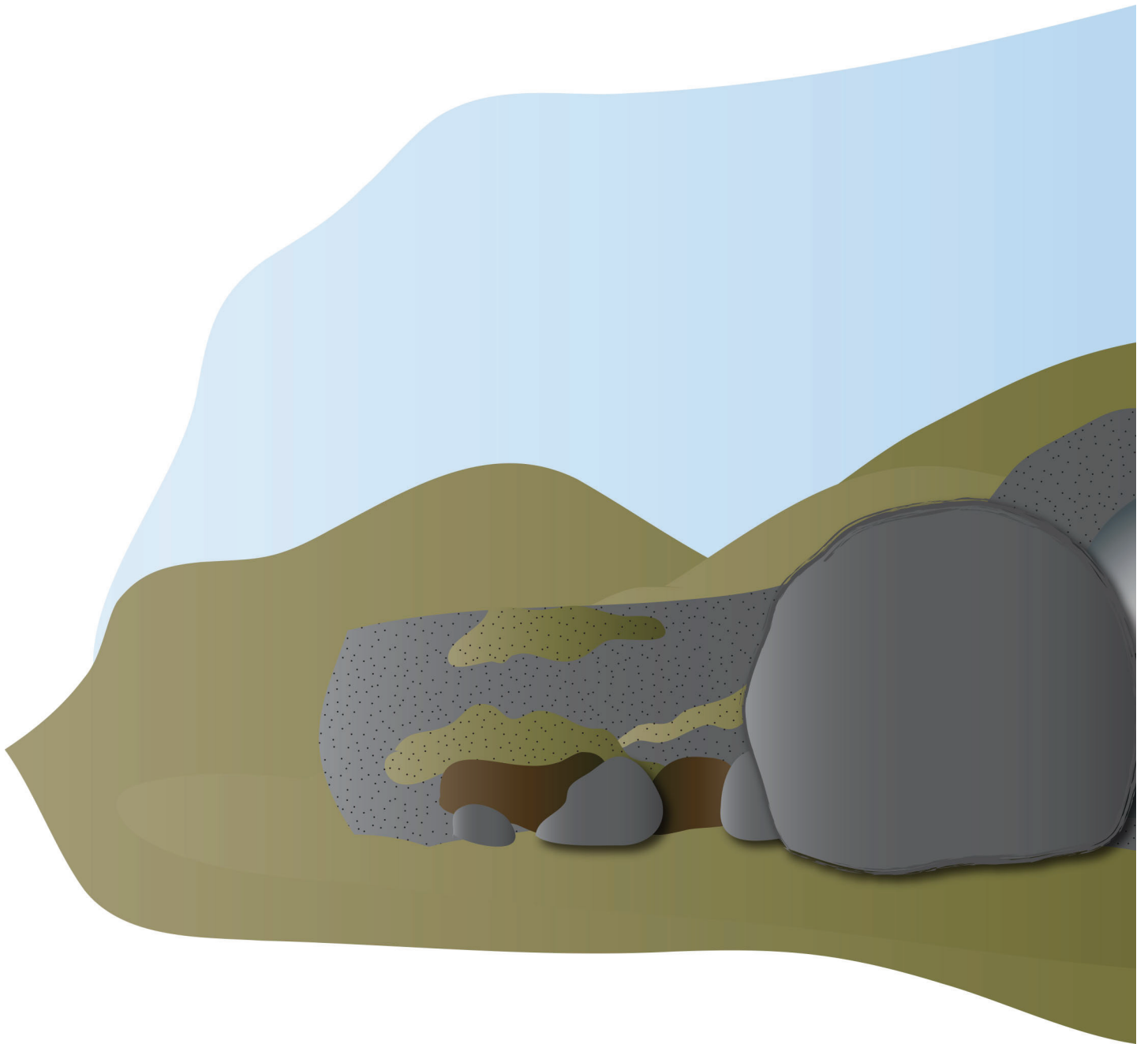
NOTE:

Some of the larger images are assembled from two or more pages. You can make these easier to fold by leaving a small gap in the lamination between the pieces. This allows you to fold the image along the gap.




leave slight gap here  
to create a “hinge” for  
easy folding





BG4 Cross/Tomb pt 1 of 2  
HSK 6 Story  
glue together, then laminate  
Put on board BEFORE telling story



BG4 Cross/Tomb pt 2 of 2

HSK 6 Story

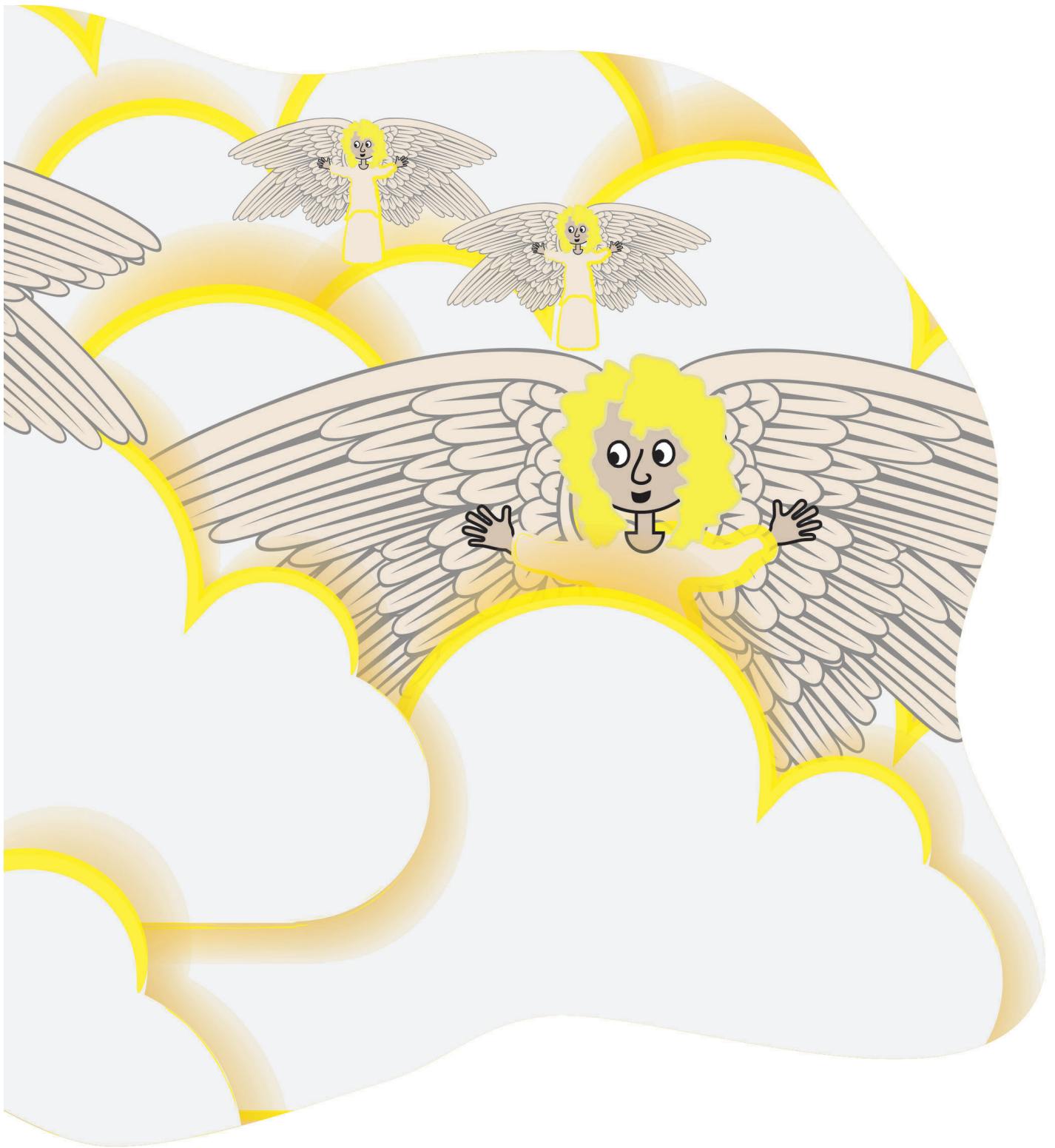
glue together, then laminate

Put on board BEFORE telling story





BG5 Heavens pt 1 of 2  
HSK 6 Story  
glue together, then laminate  
Put on board BEFORE telling story



BG5 Heavens pt 2 of 2  
HSK 6 Story  
glue together, then laminate  
Put on board BEFORE telling story




BG1 Garden of Eden Scene pg 1 of 2  
HSK 6 Story  
glue together, then laminate  
Put on board BEFORE telling story







BG1 Garden of Eden Scene pg 2 of 2  
HSK 6 Story  
glue together, then laminate  
Put on board BEFORE telling story



SB1 Adam and Eve  
HSK 6 Story


SB2 Perfect Love and Happiness with  
God  
HSK 6 Story





SB8 Adam and Eve Disobeying God  
HSK 6 Story

SB12 Broken Friendship with God  
HSK 6 Story



SB13 God's Enemy Thinking  
He Had Won  
HSK 6 Story

SB3 God's Enemy  
HSK 6 Story

BG2 God's World  
HSK 6 Story



SB18 Forever Happy with God in  
Heaven  
HSK 6 Story






SB7 Fruit from the Tree  
HSK 6 Story

SB5 Perfect Love and Happiness  
with God Broken  
HSK 6 Story



SB4 X for Spoiled World  
HSK 6 Story

SB16 Jesus Pays for the Sins of God's  
People  
HSK 6 Story



SB17 Risen Jesus  
HSK 6 Story

SB9 Sin  
HSK 6 Story

SB15 The Savior, Jesus  
HSK 6 Story





BG3 Tree of the Knowledge of  
Good and Evil  
HSK 6 Story

SB6 Serpent  
HSK 6 Story



SB11 Group of Hurting,  
Crying, Dying People  
HSK 6 Story



SB14 X for Defeated Enemy  
HSK 6 Story

SB10  
Group of Disobeying  
People  
HSK 6 Story