
Unit 12 Big Question and Answer Extra Craft

Coloring, Gluing and Sticking Activity

Craft Description

Children will color and decorate the number associated with the Big Question they are learning.

Supplies

White paper (cardstock is best)

Crayons, colored pencils, markers

Glue sticks

Small decorating items, such as glitter glue, colored paper dots (made with a hole punch), small fabric scraps, pom poms, sequins, small tissue or foil pieces, etc.

Preparation

1. Print out copies of the Big Question and Answer and the Number onto separate sheets of paper.
2. Cut out the circle around the number.
3. Set out coloring and decorating supplies.
4. Make an example of each card to show the children.

Directions

1. Show the children your example, telling them they are decorating and practicing the Big Question and Answer to go and tell their families and friends.
2. Have children first color their Big Question and Answer sheets,
3. Then have them use the additional decorating supplies to fill in the space around their number.
4. Glue the number in place.
5. Write child's name on card.
6. Allow cards to dry.

If you don't want to use the extra decorating supplies, just have the children coloring in their numbers and glue them in place on their Big Question and Answer sheet.

Practice Telling

Have the children practice holding up the Big Question and saying it. You can have fun with this by having the children mimic when you raise it up, how you say it, etc. a sort of Simon Says element.

How Should God's
People Live?

They Should Live
Like Jesus!



Unit 12 Bible Verse Extra Craft: Ephesians 5:1,2

Bible Verse: “Be imitators of God, therefore, as dearly loved children and live a life of love, just as Christ loved us and gave himself up for us.” **Ephesians 5:1,2**

Craft Description

Children will decorate a card that emphasizes living a life of love as Christ has loved us.

Supplies

White paper, preferably cardstock
Coloring supplies
Glitter glue pens, if desired.

Preparation

1. Print out both sides of the card onto the back and front of a piece of white paper/cardstock.
2. Set out glue sticks and other supplies.
3. Make an example of the craft for the children to see.


Directions

1. Show the children your example, telling them that they are making this so that can go and tell their parents and friends this week the Bible verse they are learning.
2. Have the children color in the cards.
3. If desired, finish off the cards by letting the children add glitter glue to the heart on the front of the card.
4. Allow to dry.


Practice Telling

Practice saying the Bible verse and holding up the hearts. You also can sing the Big Question 12 Bible Verse songs.


“Be imitators of God as



as dearly loved children,



and live a life of love,



**just as Christ loved us and gave
himself up for us.” Ephesians 5:1-2**

The Case of the Runaway Who Ran Back The Book of Philemon Jigsaw Puzzle Page

Make copies of picture and cut out into an appropriate number of pieces for your children.

Or, can print out color versions of this puzzle by downloading from praisefactorycurriculum.org

Make copies of picture and cut out into an appropriate number of pieces for your children.

Or, you can print out color versions of this puzzle by downloading it from praisefactory.org.

How should God's people live? They should live like Jesus! Both Philemon and Onesimus knew this. They asked God to help them to live like Jesus, even when it might be very hard. That's why Onesimus went back home after he ran away: He knew God wanted him to ask Philemon to forgive him. And that's why Paul sent Philemon the letter, asking him to forgive Onesimus. That would be living like Jesus, who made the way for sinners like you and me to be forgiven of all their sins by God. God can help us live like Jesus, too. Ask Him! He loves to answer prayers like these!

