
Unit II Big Question and Answer Extra Craft

Coloring, Gluing and Sticking Activity

Craft Description

Children will color and decorate the number associated with the Big Question they are learning.

Supplies

White paper (cardstock is best)

Crayons, colored pencils, markers

Glue sticks

Small decorating items, such as glitter glue, colored paper dots (made with a hole punch), small fabric scraps, pom poms, sequins, small tissue or foil pieces, etc.

Preparation

1. Print out copies of the Big Question and Answer and the Number onto separate sheets of paper.
2. Cut out the circle around the number.
3. Set out coloring and decorating supplies.
4. Make an example of each card to show the children.

Directions

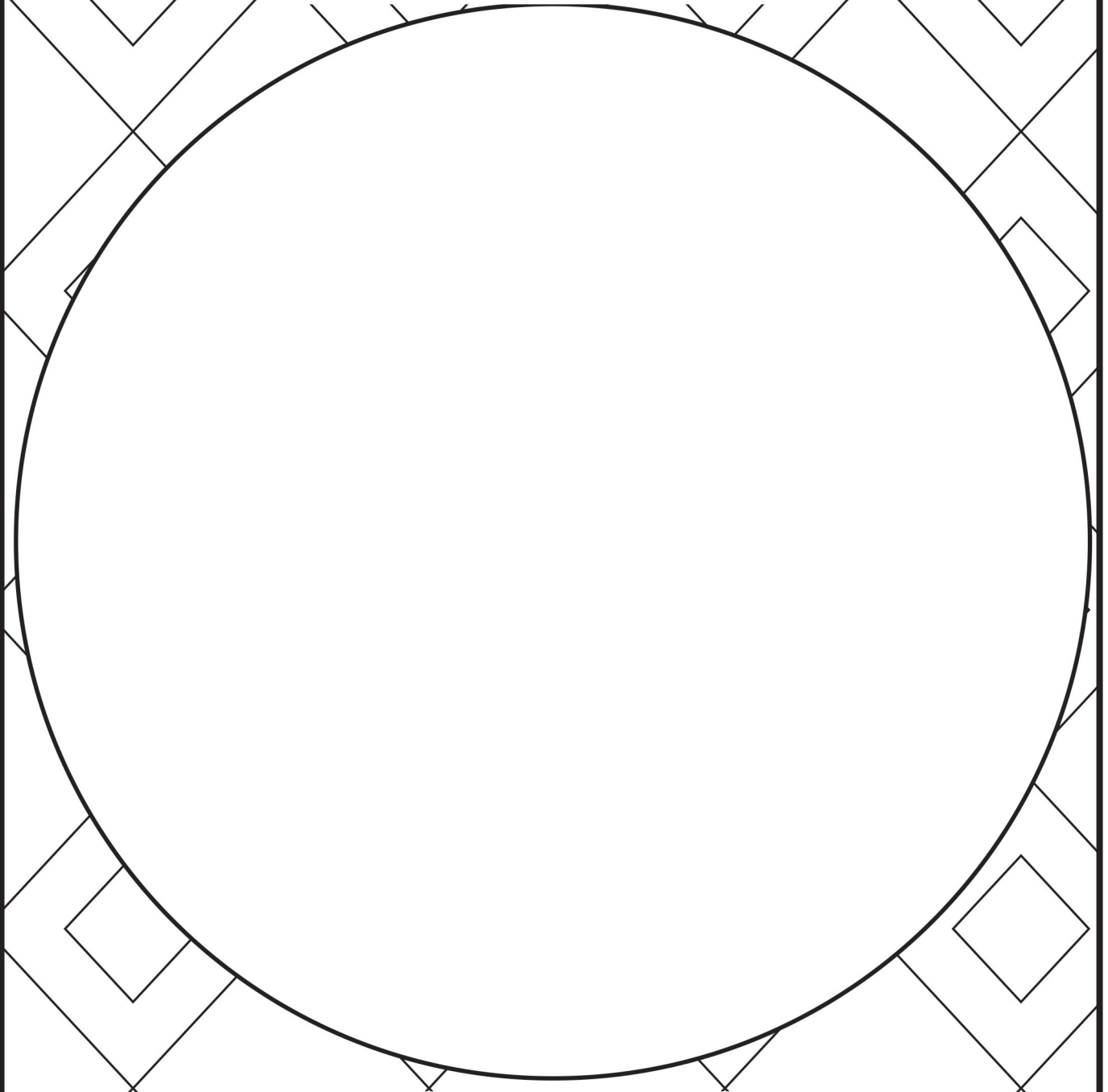
1. Show the children your example, telling them they are decorating and practicing the Big Question and Answer to go and tell their families and friends.
2. Have children first color their Big Question and Answer sheets,
3. Then have them use the additional decorating supplies to fill in the space around their number.
4. Glue the number in place.
5. Write child's name on card.
6. Allow cards to dry.

If you don't want to use the extra decorating supplies, just have the children coloring in their numbers and glue them in place on their Big Question and Answer sheet.

Practice Telling

Have the children practice holding up the Big Question and saying it. You can have fun with this by having the children mimic when you raise it up, how you say it, etc. a sort of Simon Says element.

How Can We
Be Saved?



It Is God's
Free Gift!



Unit II Bible Verse Extra Craft: Romans 6:23, ESV

Bible Verse Craft: Wages to Eternal Life Card

**Bible Verse: “The wages of sin is death, but the free gift of God is eternal life in Christ Jesus our Lord.”
Romans 6:23, ESV**

Craft Description

Children will decorate two sides of a card to represent the wages of sin and the free gift of God, then the card opens up to show a picture of Jesus.

Supplies

Paper, preferably cardstock
Sticky bows, one big one, or a few small ones per child
Scraps of wrapping paper
Coloring Supplies
Glue sticks

Preparation

1. Print out the card details on a doubled sided piece of paper/cardstock. Fold the cards in half along the dashed line, picture of Jesus on the inside.
2. Cut out wrapping paper into approx. 1” pieces, various shapes.
3. Set out glue sticks and other supplies.
4. Make an example of the craft for the children to see.

Directions


1. Show the children your example, telling them that they are making this so that can go and tell their parents and friends this week the Bible verse they are learning.
2. Have the children color in the picture on the “wages of sin” part of the card and the Jesus picture on the inside of the card.
3. Have the children decorate the “gift of God” side of the card by gluing down the wrapping paper scraps and sticking bows on top.
4. Let crafts dry.


Practice Telling

Practice saying the Bible verse, using the cards as you say it. You also can sing the Big Question 11 Bible Verse songs.

“...but the free gift of God is...”

“The wages of sin is death...”





ETERNAL LIFE



**“in Christ Jesus our Lord.”
Romans 6:23**

The Case of the Most Important Question Acts 16 Jigsaw Puzzle Page

Make copies of picture and cut out into an appropriate number of pieces for your children.
Or, you can print out color versions of this puzzle by downloading it from praisefactory.org.

How Can We Be Saved? It Is God's Free Gift! We all need God's free gift of salvation through Jesus, just like the man in our story. Why? Because ALL of us disobey God! We are ALL sinners! We need God to save us from the punishment we deserve for disobeying Him! How can WE be saved? It's just like Paul and Silas told the man in our story: "Say 'sorry' to God for disobeying Him. Say 'no' to sin. Ask Jesus to be your Savior, and God will forgive you and save you. It is His free gift!" Yes! When we say sorry to God for disobeying Him and trust in Jesus as our Savior, God will forgive us... and save us! What a wonderful beginning that will be! We will get to know Him in our hearts now. Then one day, we will go to live happily with God forever.



