

Hide 'n' Seek Kids

Unit 2 Visual Aids



Using Simple Story Scenes as a Curriculum

Introduce the Key Concept and Bible Verse

Simple Story Scenes give you the basics for the core of your lesson. You can use the overview sheet to introduce and explain the key concept and Bible verse.

Give the Case Assignment

Give the children a Detective Dan listening assignment. Two are provided in this book. The full curriculum actually includes three more, with corresponding take-home sheets, if desired. using the ideas on the bonus, third take-home sheet, if desired. Each listening assignment, let's you teach the story with a different learning emphasis.

Show & Tell the Story

Hold up the pictures and tell the story from the story scenes. Alternatively, you can find in the and Pieces section for this unit at praisefactory.org, these same listening assignments and story scenes, gospel and ACTS prayer modified for view on a screen. Simply download them or open them online and show through your own monitor (tablet, big screen, whatever).

Solve the Case

Repeat Detective Dan's listening assignment question and discuss the answer.

Share the Gospel

Share the gospel tie-in with the kids.

Close in ACTS Prayer

Pray the ACTS prayer with the kids. If using the curriculum with older children, give them a chance to think up their own ACTS tie-ins to the story, using the one provided as cues/ideas for you.

Review Time

Give out the take-home sheet (there are three: two that correlates to the two Detective Dan assignments in the Story Scenes, and a bonus third one.) As the children are coloring, use the take-home sheet discussion questions or your own questions to further review and apply the key concepts, Bible verse, and story truths to the children.

Looking for more?

Online, in the Bits and Pieces section for this unit, you will find review games, crafts, storyboard flannelgraph figures, and audio and sheet music for all of the songs. There are also full lesson plans that offer more of a script and take this curriculum's possibilities to much more depth. Don't forget to tell the parents about the Parents Resources section where they can read

Unit 2 Overview of Key Concepts

UNIT 2: God's Wonderful Word, the Bible

Unit Big Question (and Answer): "What's So Special about the Bible? It Alone Is God's Word!"

Meaning:

There are millions of books in the world, but none is like the Bible. It alone is God's perfect Word! God made sure it was written down just right. It tells us everything we need to know God and how to live for Him. It is powerful to do everything God wants it to do. Everything else in this world may come and go, but God's Word will last forever. It will always prove true.

Unit 2 Bible Verse: Psalm 18:30, 46 ESV

"This God--His ways are perfect. The word of the LORD proves true. The Lord lives, and blessed be my rock, and exalted be the God of my salvation."

Meaning:

The LORD is like no one else. He is the one, true God. Everything He does is absolutely perfect! And, everything He says is perfect, too. It is flawless. Flawless is a big word that means perfect...without even a single mistake. No, not one! God always tells us what is right and true. His Word always proves true!

Where can we read God's Word? In the Bible! It alone is God's Word. That's why we take time each day to learn from the Bible. We want to hear from God--all the wonderful things about Him; what He has done for us through Jesus, His Son; and, what good things are in store for those who love Him and live for Him. Oh, how we want to praise the LORD when we read His Word! He is the living God. He is our Savior!

Unit 2 ACTS Prayer

- A** We praise you, God. You are perfect and everything You tell us in Your Word, the Bible, always proves true.
- C** God, we know You are perfect and everything You say is true, but too many times we still don't trust You or obey Your Word. Please forgive us! We need Jesus to be our Savior!
- T** Thank You for giving us Your words, written down perfectly in the Bible. Thank You that we can always know what is right and true when we read Your Word, the Bible. And thank You for all the wonderful things You tell us about in the Bible, especially the stories about Jesus.
- S** Work deep inside our hearts. Help us to turn away from our sins and trust in Jesus as our Savior. Help us to want to read Your Word and help us to know You better as we do. Help us to go and tell others how they can learn about You in Your wonderful Word, the Bible. In Jesus' name we pray. Amen.

Unit 2 Story

The Case of the Women's Best Gift

1 Timothy

Songs Used in Unit 2 *listen to or download songs for free at <https://praisefactory.org>: Hide n Seek Kids Music page*

Big Q & A 2 Song

Big Question 2 Song: What's So Special About God's Word?

Unit 2 Bible Verse Song: Proves True Psalm 18:30, 46 ESV

Extra Unit 2 Bible Verse Song: This God, His Way Is Perfect Psalm 18:30,46, ESV (other version)

Extra Unit 2 Bible Verse Song: The Word of the Lord 1 Peter 1:24,25, ESV

Unit 2 Hymn: How Precious Is the Book Divine, v.1

Unit 2 Praise Song: The Best Book to Read Is the Bible

Hide 'n' Seek Kids ESV Songs 2 Track Numbers

This is a listing of all songs mentioned in the unit curriculum. You may or may not choose to use all of the songs. They are listed in easy-reference order--NOT in the order used in the curriculum.

You may choose to simply burn a CD/load them onto an mp3 device in this order. Or, you may want to do what we do: choose the songs we want to use and create a play list of them in that order. Then, we burn a CD/upload the play list onto an mp3 device. A teacher only has to click forward to the next song, instead of hunting for the right track. The track number have been included as part of the title of each song, so teachers will still have a reference to the track number listed in the curriculum (same as those listed below), even if you change the order on your customized play list.

SONGS USED EVERY UNIT OF THE CURRICULUM

- 1 The Classroom Song v.1
- 2 The Classroom Song v.2
- 3 The Classroom Song v.3
- 4 The Classroom Song v.4
- 5 Hide 'n' Seek Kids Theme Song
- 6 The Classroom Rules Song
- 7 Let's Pray Song
- 8 The Big Question Box Song
- 9 The Bible Chant Song
- 10 ACTS Prayer Song (Short Version)
- 11 ACTS Prayer Song (Full Version)

Why the Extra Songs?

Hide 'n' Seek Kids is a curriculum used by children of different ages. Sometimes one of the other songs is a better fit for your kids. Or, you may simply want to teach them more songs on the same Bible Truth. Use as many or as few as you want.

UNIT 2: GOD'S WONDERFUL WORD, THE BIBLE

- 12 Big Q & A 2 Song
- 13 Big Question 2 Song: What's So Special About God's Word?
- 14,14T Unit 2 Bible Verse Song: Proves True Psalm 18:30, ESV
- 15 Extra Unit 2 Bible Verse Song: This God Psalm 18:30,46, ESV
- 16 Extra Unit 2 Bible Verse Song: This God, His Way Is Perfect Psalm 18:30,46, ESV
- 17 Extra Unit 2 Bible Verse Song: The Word of the Lord 1 Peter 1:24,25, ESV
- 18 Unit 2 Hymn: How Precious Is the Book Divine, v.1
- 19 Unit 2 Praise Song: The Best Book to Read Is the Bible

T* Tidbit Shortened version of the Bible Verse Song


listen to or download songs for free at <https://praisefactory.org>: Hide n Seek Kids Music page

“The Case of the Women’s Best Gift” | Timothy



Detective Dan’s Listening Assignment #1

1. Who are the women in our story?
2. What was their best gift and who did they give it to?



Detective Dan’s Listening Assignment #2

Psdalm 18:30,46, ESV:

“This God--His ways are perfect. The word of the LORD proves true. The Lord lives, and blessed be my rock, and excited be the God of my salvation.”

1. Who in our story knew that God and His Word were perfect? Grandma Lois and Mother Eunice.
2. Who did they teach God’s Word to?

(more listening and discussion questions are included in the curriculum at praisefactory.org)



I. Grandma Lois and Mother Eunice loved the Bible. The Bible told them about God. It worked in their heart. It helped them know God and live for Him! There was NO BOOK like the Bible! It alone was God's Word! It was always true.

HSK 2



2. Mother Eunice had a little boy named Timothy. Grandma Lois and Mother Eunice loved Timothy and took good care of him. They gave him good things, like food, clothes, a bed, and chores to do.


HSK 2



3. Most of all, Grandma Lois and Mother Eunice wanted Timothy to know and love God. They wanted Timothy to turn away from his sins and trust in Jesus as his Savior one day. They taught Timothy about God from the the book like **NONE OTHER--the Bible!**


HSK 2

HSK 2




5. Timothy listened to God's Word, then God used it to work in his heart. Timothy turned away from his sins and trusted in Jesus as his Savior. Then he kept on growing in knowing and loving God.

HSK 2




6. Timothy, the little boy, grew up and up and up to be Timothy, the man. He had a heart full of love for God, for God's Word, the Bible, and for God's people.

HSK 2



7. A grown-up man needs a grown-up job. God gave Timothy the job of being a pastor to God's people so they could hear God's Word, love God and live for Him, too.

HSK 2




8. Grandma Lois and Mother Eunice were so happy! Not only did Timothy love God, His Word, and His people, but God was using Timothy to teach God's Word to others, too.

HSK 2

"The Case of the Women's Best Gift" | Timothy

SOLVED



Detective Dan's Listening Assignment #1

1. Who are the women in our story? Grandma Lois and Mother Eunice.

2. What was their best gift and who did they give it to? Their best gift was teaching God's Word and the good news of Jesus. They taught it to Timothy, Mother Eunice's son.

For You and Me:
Timothy learned God's truths in the Bible and so are you... right now! God used His Word, the Bible, to work in Timothy's heart and help him trust in Jesus as His Savior. He can use His Word to work inside of us, too.



Detective Dan's Listening Assignment #2

Psalms 18:30, 46, ESV:

"This God--His ways are perfect. The word of the LORD proves true. The Lord lives, and blessed be my rock, and exalted be the God of my salvation."

1. Who in our story knew that God and His Word were perfect? Grandma Lois and Mother Eunice.

2. Who did they teach God's Word to? Timothy.

For You and Me:

God is the living God! He and His Word, the Bible, are still perfect! It will always prove true. We can trust in God and His Word, just like Grandma Lois, Mother Eunice and Timothy did!

HSK 2

Our Bible Truth is:

What's So Special about the Bible?

It Alone Is God's Word!

The Gospel



God used His Word, the Bible, to work inside Timothy in wonderful ways.

He can work in our hearts, too. We can ask Him to work in our hearts and help us to turn away from disobeying Him and trust in Jesus as our Savior.

When we do, God will forgive our sins and save us! He will live in our heart, helping us to know Him right now. He can satisfy our heart, giving us a special kind of happiness that only He can give.

And one day, we will go to live with Him in heaven forever.
That will be best of all!



HSK 2

A Prayer

A We praise you, God. You are perfect and everything You tell us always proves true.

C God, we know You are perfect and everything You say is true, but too many times we still don't trust You or obey Your Word. Please forgive us! We need Jesus to be our Savior!

T Thank You for giving us Your words, written down perfectly in the Bible. Thank You that we can always know what is right and true when we read Your Word, the Bible. And thank You for all the wonderful things You tell us about in the Bible, especially the stories about Jesus.

S Work deep inside our hearts. Help us to turn away from our sins and trust in Jesus as our Savior. Help us to want to read Your Word and help us to know You better as we do. Help us to go and tell others how they can learn about You in Your wonderful Word, the Bible.

In Jesus' name we pray. Amen.



HSK 2