

HSK 2 Storyboard Picture Key: Background Pictures (BG)

Put these pictures in place on your storyboard BEFORE you tell your story.

**BG1 Timothy's Family
House--Outside**



**BG2 Timothy's Family
House--Inside
with Timothy**



BG3 Gospel "scene"



BG4 Worship House Outside



**BG5 Worship House Inside
with Pastor Timothy**



HSK 2 Storyboard Picture Key: Storyboard Pictures (SB)

Store these pictures in numerical order in your HSK Bible Folder.

Add these to your story as you tell it. Numbers correspond to placement order.

SB1 Grandma Lois and Mother Eunice



SB11 Learning God's Word



SB2 Bible



SB12 Boy Timothy Praying



SB3 Jesus



SB13 Timothy Happy to Learn about God in the Bible



SB4 Heart



SB14 Wanting to Learn More about God's Word and Jesus



SB5 Grandma Lois and Mother Eunice Love Timothy



SB15 Timothy Grown Up



SB6 Good Food



SB16 Timothy Loving God's People as Their Pastor



SB7 Clothes to Wear



SB17 God's People Gathering to Hear God's Word Preached




SB8 Bed



SB18 Happy Grandma Lois and Mother Eunice




SB9 Chores




SB10 Savior Jesus




Note: Use sticky tac putty rather than velcro on back of pictures placed on top of other pictures.



SB1




SB2



SB3

Start with outside of house on top of inside of house with bed and Timothy inside. Remove outside of house as you introduce Timothy in the story.



BG1



BG2



SB4



SB6



SB5




SB8



SB7



SB9



SB11



SB10



BG3



SB12

SB14



SB15



SB13


Start with outside of church on top of inside of church with Timothy and people inside. Remove outside of house as you introduce Timothy and church in the story.



BG4




BG5



SB16



SB17



SB18

NOTE:


Some of the larger images are assembled from two or more pages. You can make these easier to fold by leaving a small gap in the lamination between the pieces. This allows you to fold the image along the gap.



leave slight gap here
to create a "hinge" for
easy folding



BG3 Gospel Scene
HSK 2 Story
Put on board BEFORE telling story



BG 1 Outside of Timothy's House
HSK 2 Story
Put on board BEFORE telling story






BG2 Inside of Timothy's House
Picture 1 HSK 2 Story
Put on board BEFORE telling story



BG5 Inside of Worship House
HSK 2 Story
Put on board BEFORE telling story



BG5 Outside of Worship House
HSK 2 Story
Put on board BEFORE telling story



SB2 God's Word, the Bible
HSK 2 Story

SB1 Grandma Lois and Mother Eunice
HSK 2 Story



SB11 God's Word, the Bible
HSK 2 Story

SB5 Grandma Lois
and Mother Eunice
Love Timothy
HSK 2 Story



SB14 Wanting to Learn More about
God's Word and Jesus
HSK 2 Story

SB17 Timothy Preaching
to Believers Gathered
Together at Church
HSK 2 Story






SB8 Bed
HSK 2 Story

SB4 Heart
HSK 2 Story

SB6 Good Food
HSK 2 Story

SB3 Jesus
HSK 2 Story


SB10 The Savior Jesus
HSK 2 Story



SB9 Timothy's Chores
HSK 2 Story

SB7 Timothy's Clothes to Wear
HSK 2 Story

**SB13 Timothy Happy to Learn
about God in the Bible**
HSK 2 Story



SB18 Grandma Lois
and Mother Eunice
Happy, Praising God
HSK 2 Story

SB12 Timothy Praying
HSK 2 Story

SB15 Grown Up Timothy
HSK 2 Story

SB16 Timothy Loving
God's People
as Their Pastor
HSK 2 Story