

Hide 'n' Seek Kids

Unit I Simple Story Scenes



Using Simple Story Scenes as a Curriculum

Introduce the Key Concept and Bible Verse

Simple Story Scenes give you the basics for the core of your lesson. You can use the overview sheet to introduce and explain the key concept and Bible verse.

Give the Case Assignment

Give the children a Detective Dan listening assignment. Two are provided in this book. The full curriculum actually includes three more, with corresponding take-home sheets, if desired. using the ideas on the bonus, third take-home sheet, if desired. Each listening assignment, let's you teach the story with a different learning emphasis.

Show & Tell the Story

Hold up the pictures and tell the story from the story scenes. Alternatively, you can find in the and Pieces section for this unit at praisefactory.org, these same listening assignments and story scenes, gospel and ACTS prayer modified for view on a screen. Simply download them or open them online and show through your own monitor (tablet, big screen, whatever).

Solve the Case

Repeat Detective Dan's listening assignment question and discuss the answer.

Share the Gospel

Share the gospel tie-in with the kids.

Close in ACTS Prayer

Pray the ACTS prayer with the kids. If using the curriculum with older children, give them a chance to think up their own ACTS tie-ins to the story, using the one provided as cues/ideas for you.

Review Time

Give out the take-home sheet (there are three: two that correlates to the two Detective Dan assignments in the Story Scenes, and a bonus third one.) As the children are coloring, use the take-home sheet discussion questions or your own questions to further review and apply the key concepts, Bible verse, and story truths to the children.

Looking for more?

Online, in the Bits and Pieces section for this unit, you will find review games, crafts, storyboard flannelgraph figures, and audio and sheet music for all of the songs. There are also full lesson plans that offer more of a script and take this curriculum's possibilities to much more depth. Don't forget to tell the parents about the Parents Resources section where they can read

Unit I Overview of Key Concepts

UNIT 1: The God Who Reveals Himself

Unit Big Question (and Answer): “How Can I Know What God Is Like? He Shows Me What He’s Like!”

Meaning:

God made us. He wants us to know what He is like so we can know Him, love Him, and praise Him.

God shows us what He is like by the heart He gave us to know and love Him; through all of His creations we see around us; through His Word, the Bible; and most of all, through His very own Son, Jesus Christ.

Unit 1 Bible Verse: Amos 4:13 ESV

“He who declares to man what is His thought...The LORD, the God of hosts, is His name.”

Meaning:

God wants us to know what He is like so we can know Him, love Him, and praise Him. We don’t have to figure out what God is like by ourselves. God show us what He’s like--He declares His thoughts to us.

God shows us what He’s like through the spirit He put in our hearts; through His creations we see around us; through His Word, the Bible; and most of all, through His very own Son, Jesus Christ.

And what’s the name of the one and only true, living God? It’s the LORD! Yes, the LORD is His name!

Unit 1 ACTS Prayer

- A** We praise you, God. You show us what You are like!
- C** LORD, in our heart we know that You are God. We know we should obey You. but many times we don’t want to. Please forgive us. We need a Savior!
- T** Thank You for wanting us to know You. Thank You for giving us a heart to know You; and, for making this world that shows us what You are like. Thank You for what we learn about You in Your Word, the Bible. And most of all, thank You for showing us what You are like in Your Son, Jesus.
- S** Work deep inside our heart. Help us to turn away from our sins and trust in Jesus as our Savior. Help us to know You. Put in our hearts the special kind of happy only You can give. Help us to go and tell others what we’ve learned. In Jesus’ name we pray. Amen.

Unit 1 Story

The Case of the Old Man Who Looked for God

Luke 2:25-32

Songs Used in Unit 1 *listen to or download songs for free at <https://praisefactory.org>: Hide n Seek Kids Music page*

Big Q & A 1 Song

Big Question 1 Song

Big Question 1 Bible Verse Song: “The LORD Declares” Amos 4:13, ESV

Extra Bible Verse Song: “He Who Declares His Thought” Amos 4:13, ESV

Extra Bible Verse Song: “He Who Forms the Mountains” Amos 4:13, ESV

Extra Bible Verse Song: “For Behold” Amos 4:13, ESV

Extra Bible Verse Song: “Behold” Amos 4:13, ESV

Big Question 1 Hymn: Joyful, Joyful, We Adore Thee

Big Question 1 Praise Song: Oh! Oh! Oh! How Good is the Lord

Hide 'n' Seek Kids ESV Songs | Track Numbers

This is a listing of all songs mentioned in the unit curriculum. You may or may not choose to use all of the songs. They are listed in easy-reference order--NOT in the order used in the curriculum.

You may choose to simply burn a CD/load them onto an mp3 device in this order. Or, you may want to do what we do: choose the songs we want to use and create a play list of them in that order. Then, we burn a CD/upload the play list onto an mp3 device. A teacher only has to click forward to the next song, instead of hunting for the right track. The track number have been included as part of the title of each song, so teachers will still have a reference to the track number listed in the curriculum (same as those listed below), even if you change the order on your customized play list.

SONGS USED EVERY UNIT OF THE CURRICULUM

- 1 The Classroom Song v.1
- 2 The Classroom Song v.2
- 3 The Classroom Song v.3
- 4 The Classroom Song v.4
- 5 Hide 'n' Seek Kids Theme Song
- 6 The Classroom Rules Song
- 7 Let's Pray Song
- 8 The Big Question Box Song
- 9 The Bible Chant Song
- 10 ACTS Prayer Song (Short Version)
- 11 ACTS Prayer Song (Full Version)

Why the Extra Songs?

Hide 'n' Seek Kids is a curriculum used by children of different ages. Sometimes one of the other songs is a better fit for your kids. Or, you may simply want to teach them more songs on the same Bible Truth. Use as many or as few as you want.

UNIT 1: THE GOD WHO REVEALS HIMSELF

- 12 Big Q & A 1 Song
- 13 Big Question 1 Song: How Can I Know What God Is Like?
- 14,14T Big Question 1 Bible Verse Song: The LORD Declares Amos 4:13, ESV
- 15 *Extra Big Question 1 Bible Verse Song: He Who Declares His Thought Amos 4:13, ESV (different version)*
- 16 *Extra Big Question 1 Bible Verse Song: He Who Forms the Mountains Amos 4:13, ESV (different version)*
- 17 *Extra Big Question 1 Bible Verse Song: For Behold Amos 4:23, ESV (different version)*
- 18 *Extra Big Question Bible Verse Song: Behold Amos 4:23, ESV (different version)*
- 19 Big Question 1 Hymn: Joyful, Joyful, We Adore Thee
- 20 Big Question 1 Praise Song: Oh, Oh, Oh, How Good Is the Lord!

T* Tidbit Shortened version of the Bible Verse Song

listen to or download songs for free at <https://praisefactory.org>: Hide n Seek Kids Music page

“The Case of the Old Man Who Looked for God” Luke 2:25-32



Detective Dan's Listening Assignment #1

1. Who was the old man who looked for God?
2. How did he find out what God was like?



Detective Dan's Listening Assignment #2

Amos 4:13, ESV:

“He who declares to man what is His thought...The LORD, the God of hosts, is His name.”

1. Who did the LORD declare His thoughts to?
2. What book did the LORD use to declare His thoughts?

(more listening and discussion questions are included in the curriculum at praisefactory.org)

HSK 1




I. Simeon was a very, very old man. He knew and loved God in his heart. But, oh, how he wanted to know more about what God was like.

HSK 1




2. Simeon learned more about God as he looked at all that God had created. There was so much to see! The big, tall mountains, the galloping horses, the flying birds, the buzzing bees. Simeon could see how wonderful God was in all the things He had made. But oh, how Simeon wanted to know more about what God is like!




3. Simeon read and listened to the Bible, too. He learned that God was loving and good and very, very strong. But oh, how Simeon wanted to know more about what God is like!

HSK 1




4. One day, God gave Simeon a wonderful promise: "I am sending the Savior I promised to send. He will show people what I am like. He will save all who trust in Him," God told him. "Go to the Temple- Church. That's where you will get to see Him before you die."

HSK 1




5. How excited Simeon was! He went to the Temple-Church and who did he see? Mary, Joseph and baby Jesus. Simeon was so happy. Here was God's Son, the promised Savior!

HSK 1



6. Yes, there was Jesus, just a little baby! But Jesus wouldn't stay a baby. He would grow up, up, up.

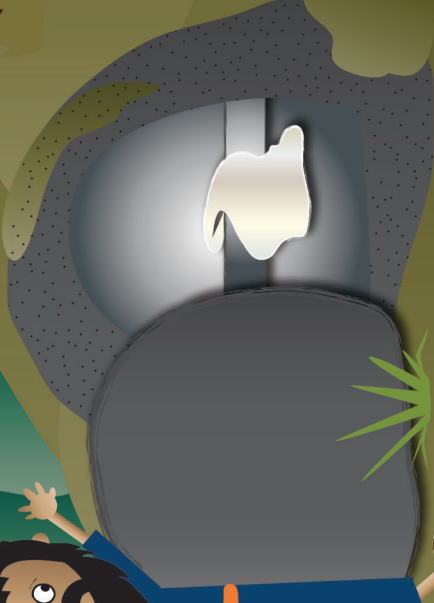
HSK 1



7. He would tell everyone about God. He would show them what God is like.

HSK 1

Day 3



8. He would die on the cross to save God's people. They would be forgiven by God for disobeying Him! Then on Day One, Two, Three, Jesus would rise up from the dead, showing He had really done it! Yes, God's people were forgiven! Jesus had beaten sin and death for them! Yay!

HSK 1



9. One day, old Simeon died. Was that a sad day for Simeon? No, it was not! That was the day when God brought Simeon to live with Him always. There in heaven, Simeon would live with Jesus forever. This was the happiest day of all. Now Simeon would really get to know how wonderful God is... forever and ever!

HSK 1

SOLVED



Detective Dan's Listening Assignment #1

1. Who was the old man who looked for God?
Simeon.

2. How did he find out what God was like?
Simeon knew God in his heart. He saw what God was like as he looked around him at the things God had made. He learned about God in the Bible, God's Word. And most of all, Simeon knew what God was like through His Son, Jesus.

For You and Me:
Like Simeon, we can know what God is like. God has given us a heart to know and love Him. We can look around us and see what He's like in the things He has made. We can learn about Him in the Bible; and, we can know what He's like most of all when we learn about Jesus. We can ask God to show us what He's like and help us to know and love Him. He delights to do this!



Detective Dan's Listening Assignment #2

Amos 4:13, ESV:

“He who declares to man what is His thought...The LORD, the God of hosts, is His name.”

1. Who did the LORD declare His thoughts to?
Simeon.

2. What book did the LORD use to declare His thoughts? The Bible, God's Word.

For You and Me:


The LORD can show us what He's like as we look around at all the amazing things He has made. He can declare His thoughts to us as we read the Bible, His Word and learn about His Son, Jesus Ask God to show Himself to you! He delights to do this!

HSK 1

Our Bible Truth is:

How Can I Know What God Is Like?
He Shows Me What He's Like!

The Gospel



God showed Simeon what He is like and He can show us, too! We can ask Him to work in our heart and help us to turn away from disobeying Him and trust in Jesus as our Savior.

When we do, God will forgive our sins and save us! He will live in our heart, helping us to know Him right now. He can satisfy our heart, giving us a special kind of happiness that only He can give.

And one day, we will go to live with Him in heaven forever.
That will be best of all!



HSK 1

A Prayer

A We praise you, God. You show us what You are like!

C LORD, in our heart we know that You are God. We know we should obey You. but many times we don't want to. Please forgive us. We need a Savior!

T Thank You for wanting us to know You. Thank You for giving us a heart to know You; and, for making this world that shows us what You are like. Thank You for what we learn about You in Your Word, the Bible. And most of all, thank You for showing us what You are like in Your Son, Jesus.

S Work deep inside our heart. Help us to turn away from our sins and trust in Jesus as our Savior. Help us to know You. Put in our hearts the special kind of happy only You can give. Help us to go and tell others what we've learned.

In Jesus' name we pray. Amen.



HSK 1