

HSK I Storyboard Picture Key: Background Pictures (BG)

Put these pictures in place on your storyboard BEFORE you tell your story.


BG1 Mountains



BG2 Temple



**BG3 Cross/
Resurrection
Scene**



**BG4
Heaven**



HSK I Storyboard Picture Key: Storyboard Pictures (SB)

Store these pictures in numerical order in your HSK Bible Folder.

Add these to your story as you tell it. Numbers correspond to placement order.

SB1 Simeon



SB8 Jesus Growing Up



SB2 Simeon's Heart that Knows God



SB9 Jesus Teaching People



SB3 Galloping Horses



SB10 Jesus, Risen



SB4 Flying Birds



SB11 Simeon Dead



SB5 Buzzing Bees



SB12 Simeon in Heaven




SB6 Scroll of God's Word, the Bible



SB13 Jesus in Heaven



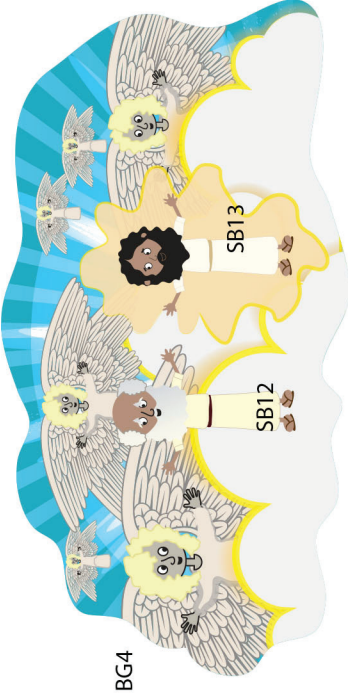
SB7 Simeon with Mary, Joseph, and Baby Jesus



Note: Use sticky tac putty rather than velcro on back of pictures placed on top of other pictures.

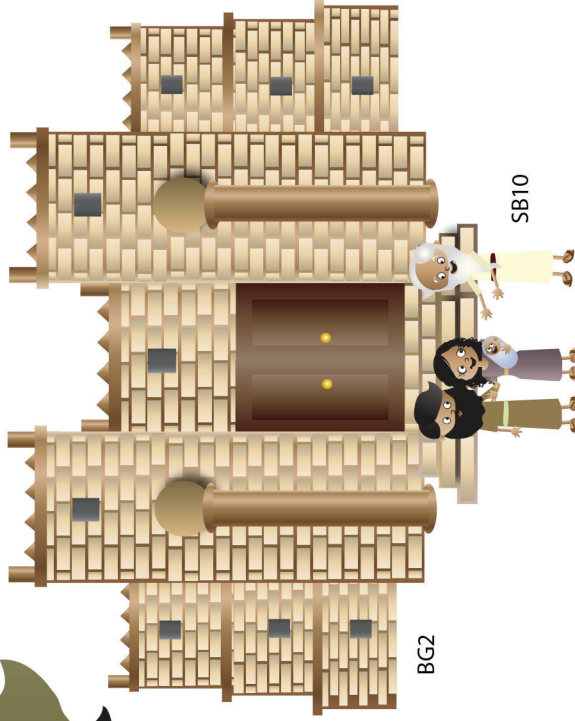


SB5



SB12


SB13




SB10

SB11

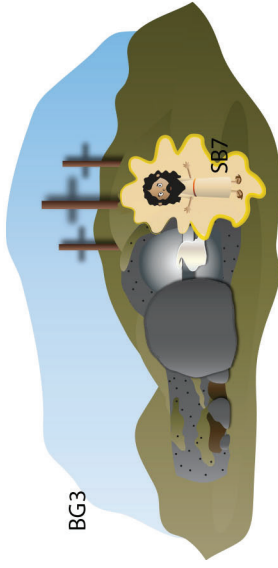
SB6



SB1




SB2



SB7



SB9



SB8




SB11

NOTE:

Some of the larger images are assembled from two or more pages. You can make these easier to fold by leaving a small gap in the lamination between the pieces. This allows you to fold the image along the gap.



leave slight gap here
to create a "hinge" for
easy folding



BG1 Mountains, pt 1 of 2
HSK 1 Story
glue together, then laminate
Put on board ahead of time




SB13 Jesus in Heaven
HSK 1


BG1 Mountains, pt 2 of 2
HSK 1
glue together, then laminate
Put on board ahead of time



BG4 Heaven pt 1 of 2
HSK 1 Story
glue together, then laminate
Put on board ahead of time



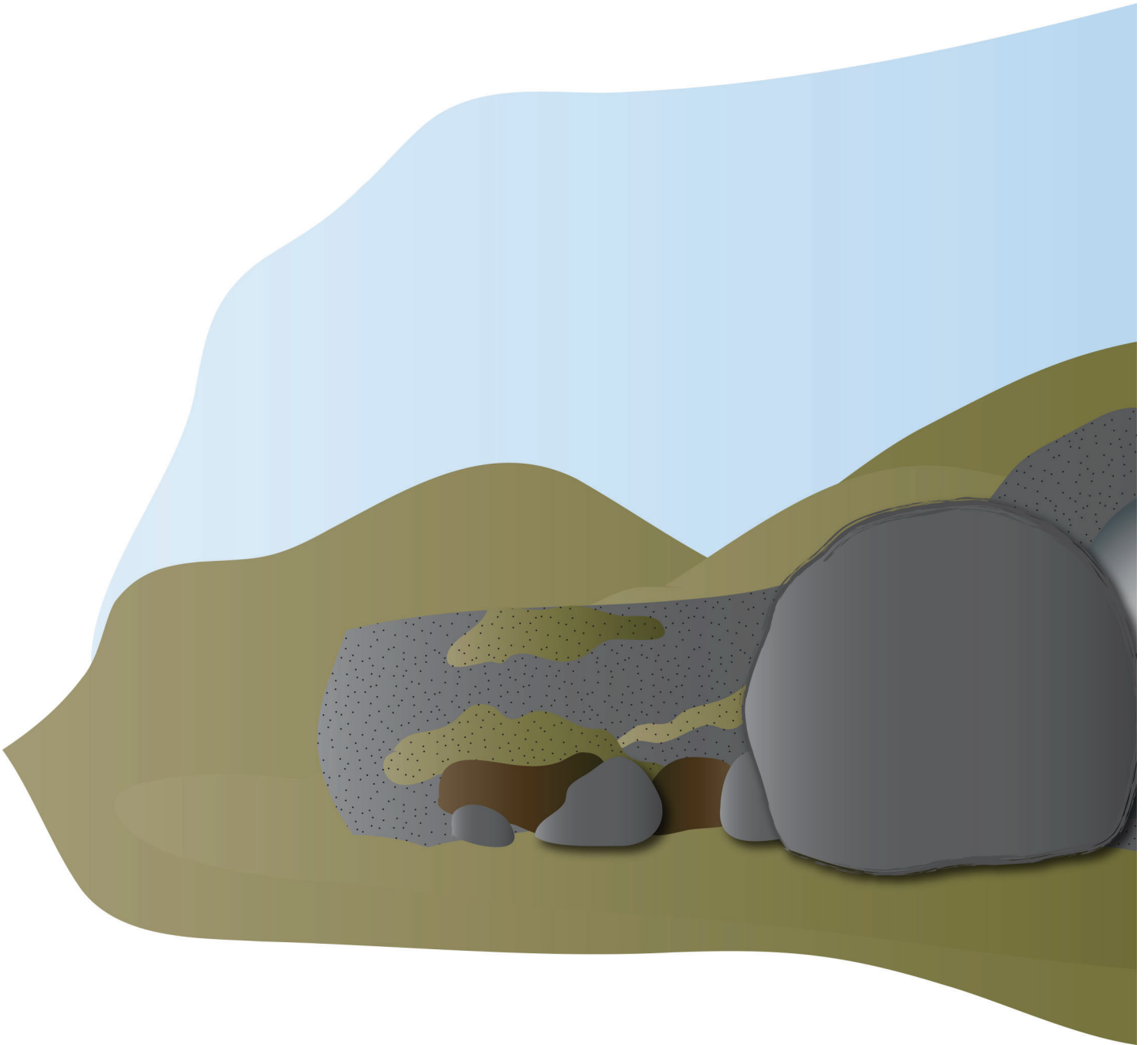
BG4 Heaven pt 2 of 2
HSK 1 Story
glue together, then laminate
Put on board ahead of time




BG2 Temple, pt 1 of 2
HSK 1 Story
glue together, then laminate
Put on board ahead of time





BG2 Temple, pt 2 of 2
HSK 1 Story
glue together, then laminate
Put on board ahead of time



BG3 Cross/Tomb pt 1 of 2
HSK 1 Story
glue together, then laminate
Put on board ahead of time






BG3 Cross/Tomb pt 2 of 2
HSK 1 Story
glue together, then laminate
Put on board ahead of time



SB7 Simeon with
Mary, Joseph and Baby Jesus
HSK 1


SB1 Simeon
HSK 1



SB5 Buzzing Bees
HSK 1

SB6 The Bible, God's Word
HSK 1

SB11 Simeon Dead
HSK 1



SB10 Jesus Risen
HSK 1






SB12 Simeon in Heaven
HSK 1



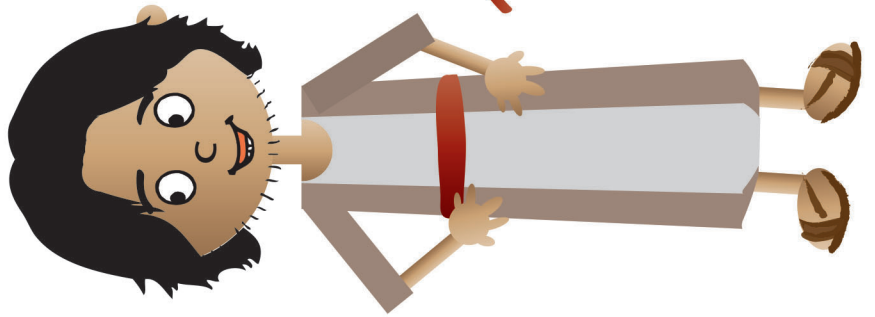
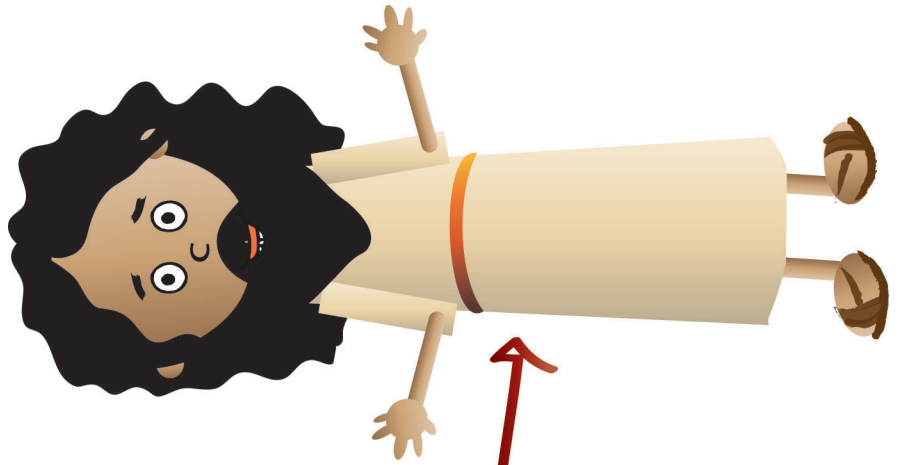
SB2 Heart
HSK 1

SB3 Galloping Horses
HSK 1

SB4 Flying Birds
HSK 1



SB9 Jesus Teaching People
HSK 1



SB8 Jesus Growing Up
HSK 1