

Big Question 2, Bible Truth 2 Storyboard Background Pictures Key (BG)

Put these pictures in place on your storyboard BEFORE you tell your story.

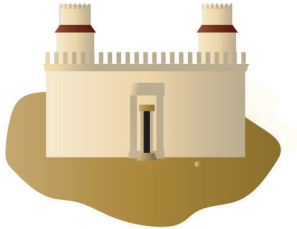
BG1 Country to the East




BG2 Jerusalem




BG3 Herod's Palace



BG4 Bethlehem



BG5 Door to Mary and Joseph's House



Big Question 2, Bible Truth 2 Storyboard Pictures Key (SB)

Store these pictures in numerical order in your HSK Bible Folder.
Add these to your story as you tell it. Numbers correspond to placement order.

SB1 People Excited about Magi



SB10 Magi Going to Bethlehem



SB2 The Magi Asking about the New King



SB11 Magi at Mary and Joseph's House



SB3 The Special Star



SB12 Mary, Joseph and Jesus



SB4 King Herod in His Palace



SB13 The Magi Give Their Gifts




SB5 People Telling the King Who The Magi Were Looking For



SB14 The Magi Warned to Not Go Back to Herod




SB6 Herod's Plan to Get Rid of the New King



SB15 God Warns Joseph in a Dream



SB16 Jesus Grows Up



SB7 Look in the Bible to Find Where the Savior-King Will Be Born



SB17 Jesus Dies on The Cross to Save God's People



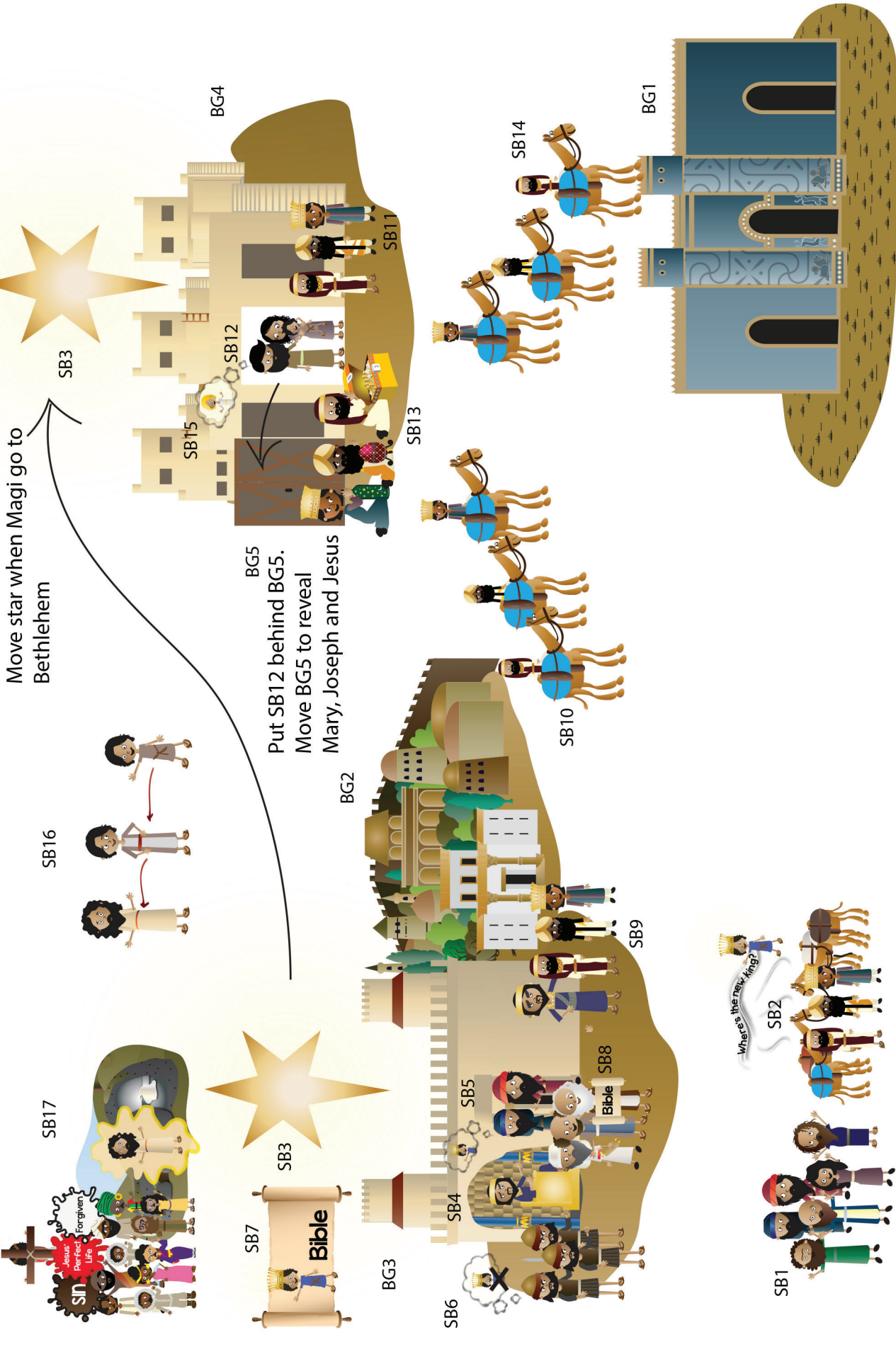
SB8 The Teachers Who Know God's Word



SB9 King Herod Ordering the Magi to Find the New King



Note: Use sticky tac putty rather than velcro on back of pictures placed on top of other pictures.



Move star when Magi go to Bethlehem

Put SB12 behind BG5.
Move BG5 to reveal Mary, Joseph and Jesus


Who's the new king?

NOTE:


Some of the larger images are assembled from two or more pages. You can make these easier to fold by leaving a small gap in the lamination between the pieces. This allows you to fold the image along the gap.




leave slight gap here
to create a “hinge” for
easy folding




BG1 Country to the East
pt 1 of 2
DDD 2.2 Story
glue together, then laminate
Place on board BEFORE telling story



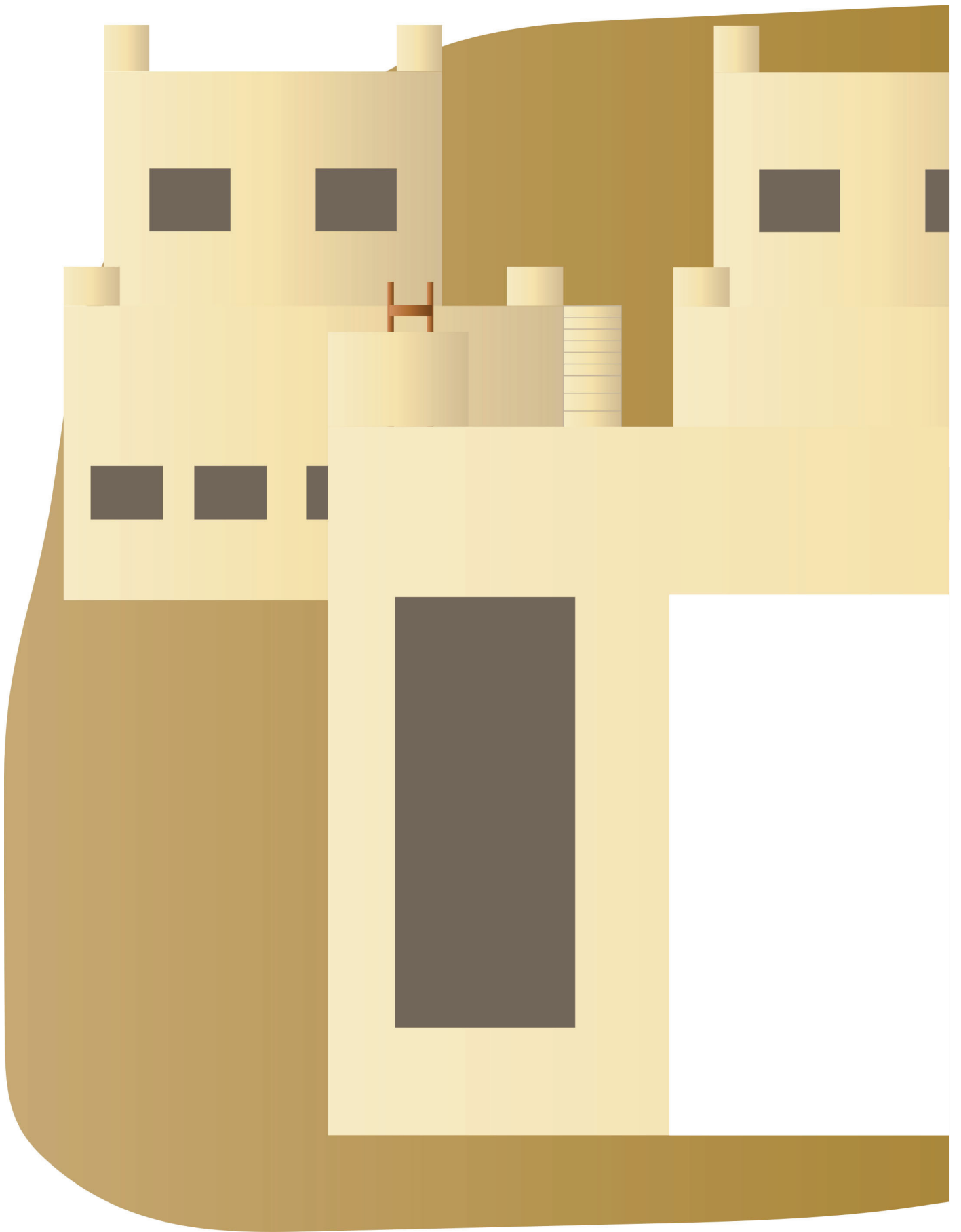
BG1 Country to the East
pt 2 of 2
DDD 2.2 Story
glue together, then laminate
Place on board BEFORE telling story




BG3 Herod's Palace pt 1 of 2
DDD 2.2 Story
glue together, then laminate
Place on board BEFORE telling story



BG3 Herod's Palace pt 2 of 2
DDD 2.2 Story
glue together, then laminate
Place on board BEFORE telling story




BG4 Bethlehem pt 1 of 2
DDD 2.2 Story
glue together, then laminate
Place on board BEFORE telling story



BG4 Bethlehem pt 2 of 2
DDD 2.2 Story
glue together, then laminate
Place on board BEFORE telling story



BG2 Jerusalem pt 1 of 2
DDD 2.2 Story
glue together, then laminate
Place on board BEFORE telling story




BG2 Jerusalem pt 1 of 2
DDD 2.2 Story
glue together, then laminate
Place on board BEFORE telling story



SB8 The Teachers Who
Know God's Word
DDD 2.2 Story

SB17 Jesus Dies on
The Cross to Save
God's People
DDD 2.2



BG5 Door to Mary
and Joseph's House
DDD 2.2 Story
Place on board BEFORE telling story


SB12 Mary, Joseph
and Jesus
DDD 2.2

SB15 God Warns
Joseph in a Dream
DDD 2.2


Where's the new king?



SB2 The Magi Asking
about the New King
DDD 2.2 Story



SB14 The Magi
Warned to Not
Go Back to Herod
DDD 2.2 Story





SB10 Magi Going to
Bethlehem
DDD 2.2 Story




SB11 Magi at
Mary and Joseph's
House
DDD 2.2 Story

SB13 The Magi
Give Their Gifts
DDD 2.2 Story




SB6 Herod's Plan to
Get Rid of the
New King
DDD 2.2 Story

SB5 People Telling the King
Who The Magi Were Looking
For
DDD 2.2 Story



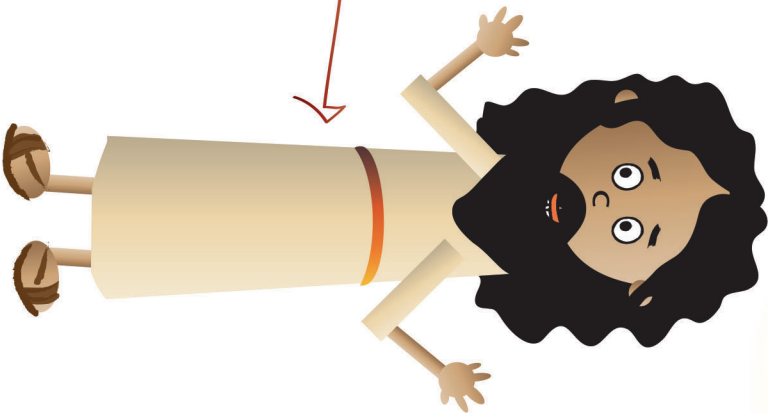
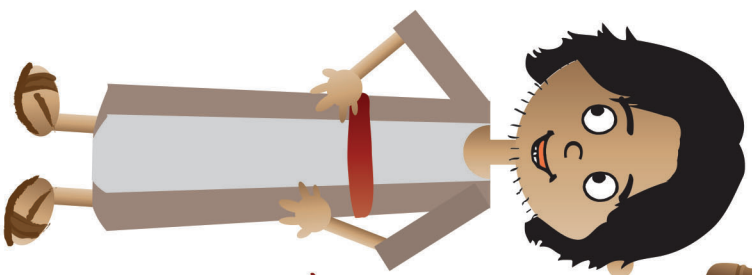

SB4 King Herod
in His Palace
DDD 2.2 Story

SB9 King Herod Ordering
the Magi to Find the New
King
DDD 2.2 Story



SB3 The Special Star
DDD 2.2 Story

SB1 People Excited about Magi
DDD 2.2 Story



SB16 Jesus Grows Up
DDD 2.2 Story

SB7 Look in the Bible
to Find Where the
Savior-King Will Be Born
DDD 2.2 Story