

DEEP DOWN DETECTIVES

**Curriculum Resources
for Unit 12, Bible Truth 2:**



**How Should God's People Live?
They Should Live Like Jesus...**

By Loving God Most of All!

Session Prep (especially good for newbies!)

Pray!



Pray for the Holy Spirit to be at work in your and the children's hearts.

Review



If new to the curriculum, look at the **Getting Started with Deep Down Detectives section of the Core Curriculum book.** (p.5) It will be especially helpful to read through the Deep Down Detectives section of **The Praise Factory Tour: Extended Version Book.** This is a visual way to understand what goes on in the classroom. (A pdf of the book is found in the samples section on the website.)

Look through and Learn the Lesson



Read over **lesson plan.** Practice any **songs or action rhymes** you are using. Choose/make up motions to go with these. Choose less with younger children and more with older preschoolers. **Practice the lesson with the visual aids** and using the Big Question Box/Briefcase.

Read and Rehearse the Bible Story with Pictures



Read the Bible story from the Bible. Read the curriculum version. Practice telling it with the storyboard pictures. (If you have not previously laminated the story pictures, do that now.)

Let There Be Music



Download the music and listen to the songs. Choose which of the songs you will use with the children. If using live musicians, make sure they have the sheet music (Appendix A, Core Curriculum book).

Put the Props in Place



1. Prepare your Visual Aids. Put the Big Question, Unit Bible Truths, Bible Truth, Bible Verse, and Listening Assignment signs, as well as the Bible Story script in one side of the Bible folder.
2. Get out your storyboard. Put all background pictures in place (they have a BG by the number). Put the rest of the storyboard pictures (these have a SB by the number) in order of use in the other side of the Bible folder.
3. Put the DDD Bible Folder as well as the Big Question sign in the Big Question Box/Briefcase and shut it. If your box/briefcase has locks and you want to use the unlocking the box as part of your session, lock it now....but make sure you have the key or know the code first.
4. Prepare the music CD or sheet music or mp3 device for use in your session.

Set Out Free Play Activities



Choose and set up free time activities you will use with the children. Choose a variety of different activities that will be enjoyed by different types of children. Rotate the activities you provide to keep them interesting and fresh to your children. (Suggestions in Appendix D, Core Curriculum books.)

Prepare Any Activities



Choose which (if any) of the Bible Truth games and crafts activities you want to use in the session. Bear in mind your time frame as well as the developmental abilities and attention span of your children as you decide which/how many to prepare. **Look over the Discussion Sheet** and choose a few questions you might use to spark discussion with the children as they do their activities (especially good for ages 3's+). Pray for God to give you opportunities to talk about these things with the children.

Let Them Take It with Them



Make copies of the craft/take home sheets, if you are not already using them as one of your activities. You may also want to make copies of the story (see take-home version of each story included in Appendix C with the other take home resources) to have for parents to use with their children at home. There's a link on each craft/take home sheet to the story, if you don't make hard copies.

Store It



After your session is over, collect the resources and store them for future use. This curriculum can be used over and over for years to come.

Unit 12: God's People Live for Him

UNIT OVERVIEW

We become God's people when we turn away from our sins and trust in Jesus as our Savior. When we do, God forgives our sins and we begin a whole new way of life. God's people no longer live life just to please themselves. They want to honor God with their whole lives, like Jesus did. They seek to love God most of all and love all people, too.

In this unit we will learn eight ways that God's people live for Him.

UNIT BIBLE VERSE: Ephesians 5:1-2

"Be imitators of God, therefore, as dearly loved children and live a life of love, just as Christ loved us and gave himself up for us."

BIG QUESTION UNDER INVESTIGATION: How Should God's People Live?

ANSWER: They Should Live Like Jesus!

OPTIONAL Big Question 12 INTRODUCTION LESSON (Use Hide 'n' Seek Kids Unit 12 Material)

Story: The Case of the Runaway Who Came Back *Philemon*

Bible Verse: Ephesians 5:1-2

BIBLE TRUTH 1: By Asking God for His Help (3 Lessons Available)

Story: The Case of the Hardest Thing *Matthew 26-28; Mark 14-16; Luke 22-24; John 18-21*

Bible Verse: Hebrews 4:16

➔ BIBLE TRUTH 2: By Loving God Most of All (3 Lessons Available)

Story: The Case of the Man Who Left His Money *Matthew 9; Mark 2; Luke 5*

Bible Verse: Deuteronomy 6:4-5

BIBLE TRUTH 3: By Loving Other People As God Has Loved Them

(3 Lessons Available)

Story: The Case of the Man Who Kept on Loving *Acts 6-7*

Luke 3:15-18, 21-23; John 1:19-34

Bible Verse: 1 Corinthians 13:4-8

BIBLE TRUTH 4: By Trusting God and Being Happy with What He Wants (3 Lessons Available)

Story: The Case of the Faith that Faced Fire *Daniel 1-3*

Bible Verse: Proverbs 3:5-6

BIBLE TRUTH 5: By Learning God's Word and Obeying It (3 Lessons Available)

Story: The Case of the Lost Treasure *2 Kings 22; 23:1-20; 24; 2 Chronicles 34:8-33*

Bible Verse: Psalm 119:11,15-16

BIBLE TRUTH 6: By Saying "No" to Disobeying God (3 Lessons Available)

Story: The Case of the Escape that Waited *1 Samuel 17:19,23-24,27,31; 2 Samuel 5-6*

Bible Verse: 1 Corinthians 10:13

BIBLE TRUTH 7: By Telling the Good News of Jesus (3 Lessons Available)

Story: The Case of the Beautiful, Busy Feet *Acts*

Bible Verse: Romans 10:13-15

BIBLE TRUTH 8: By Making Much of God (3 Lessons Available)

Story: The Case of the Boastful Man

Acts 7-9,22; Romans; 1 & 2 Corinthians; Ephesians; Philippians

Bible Verse: Psalm 66:1-3,5,16

Deep Down Detectives NIV Songs 12 Track Numbers

This is a listing of all songs mentioned in the unit curriculum. You may or may not choose to use all of the songs. They are listed in easy-reference order--NOT in the order used in the curriculum. You may choose to simply burn a CD/load them onto an mp3 device in this order. Or, you may want to do what we do: choose the songs we want to use and create a play list of them in that order. Then, we burn a CD/upload the play list onto an mp3 device. A teacher only has to click forward to the next song, instead of hunting for the right track. The track number have been included as part of the title of each song, teachers will still have a reference to the track number listed in the curriculum (same as those listed below), even if you change the order on your customized play list.

SONGS USED EVERY UNIT OF THE CURRICULUM

- 1 The Classroom Song v.1
- 2 The Classroom Song v.2
- 3 The Classroom Song v.3
- 4 The Classroom Song v.4
- 5 Deep Down Detectives Theme Song
- 6 The Classroom Rules Song
- 7 Let's Pray Song
- 8 The Big Question Box Song
- 9 The Bible Chant Song
- 10 ACTS Prayer Song (Short Version)
- 11 ACTS Prayer Song (Full Version)

Why the Extra Songs?

Deep Down Detectives is a curriculum used by a wide age-span of kids. Sometimes one of the other songs is a better fit for your kids. Or, you may simply want to teach them more songs on the same Bible Truth. Use as many or as few as you want.

UNIT 12: GOD'S PEOPLE LIVE FOR HIM

- 12 Big Q & A 12 Song
- 13 Big Question 12 Song: How Should God's People Live Each Day?
- 14 Big Question 12 Bible Verse Song: Live a Life of Love Ephesians 5:2, NIV 1984
- 15 Big Question 12 Hymn: Trust and Obey, v.1
- 16 Big Question 12 Praise Song: I Have Decided to Follow Jesus

How Should God's People Live? They Should Live Like Jesus...

Bible Truth 1: By Asking God for His Help

- 17 Bible Verse: Let Us Then Approach Hebrews 4:16, NIV 1984
- 18 Bible Verse: Help Us, O God Our Savior Psalm 79:9, NIV 1984
- 19 Extra Bible Verse: We Who Reflect the Lord's Glory 2 Corinthians 3:18, NIV 1984

Bible Truth 2: By Loving Him Most of All

- 20 Bible Verse: Hear, O Hear Deuteronomy 6:4-5, NIV 1984
- 21 Extra Bible Verse: Your Love Is Better than Life Psalm 63:3-4, NIV 1984

Bible Truth 3: By Loving Other People As God Has Loved Them

- 22 Bible Verse: Love Is Patient 1 Corinthians 13:4-8, NIV1984

Bible Truth 4: By Trusting God and Being Happy With What He Wants

- 23 Bible Verse: Trust in the LORD Proverbs 3:5-6, NIV 1984
- 24 Extra Bible Verse: May the God of Hope Romans 15:13, NIV 1984
- 25 Extra Bible Verse: Let the Morning Bring Me Psalm 143:5,8, NIV 1984
- 26 Extra Bible Verse: For a Little While 1 Peter 1:6-7, NIV 1984
- 27 Extra Bible Verse: Who Shall Separate Us? Romans 8:31,32,35,38-39, NIV 1984
- 28 Extra Bible Verse: Many Live as Enemies Philippians 3:18,19,20, NIV 1984
- 29 Extra Bible Verse: You Were Publicly Exposed Hebrews 10:32-36, NIV 1984

Bible Truth 5: By Learning God's Word and Obeying It

- 30 Bible Verse: I Have Hidden Your Word Psalm 119:11,15-16, NIV 1984
- 31 Extra Bible Verse: Jesus Replied John 14:23-24, NIV 1984
- 32 Extra Bible Verse: For We Are God's Workmanship Ephesians 2:10; 6:7-8, NIV 1984

Bible Truth 6: By Saying "No" to Disobeying God

- 33 Bible Verse: No Temptation Has Seized You 1 Corinthians 10:13, NIV 1984

Bible Truth 7: By Telling the Good News of Jesus

- 34 Bible Verse: How Beautiful Romans 10:13-15, NIV 1984

Bible Truth 8: By Making Much of God

- 35 Bible Verse: Shout with Joy to God Psalm 66:1-3,5,9,16, NIV 1984
- 36 Extra Bible Verse: Each of Us Should Use 1 Peter 4:10-11, NIV 1984 (other version)

Big Question 12, Bible Truth 2 Overview: Key Concepts

p.1

Unit 12: God's People Live for Him

Unit Big Question (and Answer): How Should God's People Live? They Should Live Like Jesus!

Unit Bible Verse: "Be imitators of God, therefore, as dearly loved children and live a life of love, just as Christ loved us and gave himself up for us." --Ephesians 5:1-2

Bible Truth 2 Concept: They Should Live Like Jesus... By Loving God Most of All!

Jesus loved God most of all. Jesus' love was more than a nice feeling inside His heart. Jesus lived out His love for God. He lived it out by loving God with the thoughts in His mind. He lived out His love with every word He spoke. He lived it out by always obeying God's laws in all that He did.

God wants His people to love Him like Jesus did, too. He wants them to love Him more than anyone or anything else. He wants them to love Him in their thoughts and their words. He wants them to love Him by obeying His good laws in all that they do, too.

God's people know that they can never love God perfectly like Jesus did. They are sinners. He is the perfect Son of God. But, they know that God promises to help them love Him most of all, by His Holy Spirit living in their hearts. We can become God's people, too, when we turn away from our sins and trust in Jesus as our Savior. Then, God will help us love Him most of all, too.

Bible Truth 2 Bible Verse: Deuteronomy 6:4-5

"Hear, O Israel: The LORD our God, the LORD is one. Love the LORD your God with all your heart and with all your soul and with all your strength

Learn a Little: "Love the LORD your God with all your heart, all your soul, and all your strength."

Meaning

These verses tell us that the LORD is one--He's the one, true God. Moses first spoke these words to the people of Israel, but they are true for all people. God wants us all to love Him- most of all- with all of our heart, soul and strength! All of ourselves! The best first step in loving God most of all is to turn away from our sins and trust in Jesus as our Savior. This is how we become God's people.

Bible Truth 2 ACTS Prayer

- A** God, we praise You for giving us Jesus so we can know how we should love You.
- C** God, please forgive us for not loving You most of all. We choose to love many other things and even ourselves more than we love You. We need a Savior!
- T** Thank You, God, for promising to help us live like Jesus. You can help us to love You the way You want us to.
- S** God, please work in our hearts. Help us turn away from our sins and trust in Jesus as our Savior. Help us to love You. Help us to live like You want us to live. Help us to love You most of all.

In Jesus' name we pray, Amen.

Bible Truth 2 Story

The Case of the Man Who Left His Money *Matthew 9; Mark 2; Luke 5*

Songs Used in Bible Truth 2

Big Q & A 12 Song

Big Question 12 Song: How Should God's People Live?

Big Question 12 Bible Verse Song: Live a Life of Love Ephesians 5:2, NIV 1984

Big Question 12 Hymn: Trust and Obey, v.1


Big Question 12 Praise Song: I Have Decided to Follow Jesus

Bible Truth 2 Bible Verse Song: Hear, O Hear Deuteronomy 6:4-5, NIV 1984


Bible Truth 2 Extra Bible Verse: Your Love Is Better than Life Psalm 63:3-4, NIV 1984

1. GETTING STARTED

 = follow the stars for a short & simple lesson plan

| | | |
|--|--|---|
| <p>Intake Activity Ideas</p> | <p>Choose one of these open-ended activities to include children as they join the class:</p> | |
| <p>Free Play Time <i>suggestions in Appendix D</i></p> | <p> Offer your own or some of the easy-to-make, free play activities suggested in Appendix D.</p> | |
| <p>OR Sing-along Music Time <i>lyrics and sheet music, Appendix A</i></p> | <p>Music from Deep Down Detectives (DDD) NIV Songs 12: Big Q & A 12 Song Big Question 12 Song Big Question 12 (Unit) Bible Verse Song: Live a Life of Love Ephesians 5:2, NIV 1984 Big Question 12 Hymn: Trust and Obey, v.1 Big Question 12 Praise Song: I Have Decided to Follow Jesus Bible Truth 2 Bible Verse Song: Hear, O Hear Deuteronomy 6:4-5, NIV 1984 Bible Truth 2 Extra Bible Verse Song: Your Love Is Better than Life Psalm 63:3-4, NIV 1984</p> | <p><i>DDD NIV Songs 12, track 12</i> <i>DDD NIV Songs 12, track 13</i> <i>DDD NIV Songs 12, track 14</i> <i>DDD NIV Songs 12, track 15</i> <i>DDD NIV Songs 12, track 16</i> <i>DDD NIV Songs 12, track 20</i> <i>DDD NIV Songs 12, track 21</i></p> <p><i>Add more fun to Sing-along Music Time by adding a Music, Movement & Memory Activity. These activities are listed on p.10 of this lesson plan with the Response Activities. Instructions found in Appendix B.</i></p> |
| <p>OR Bible Verse Memory Game <i>instructions found in Appendix B</i></p> | <p>Lesson 1 Game: Bean Bag Catch Lesson 2 Game: Animal Cube Lesson 3 Game: Fill'er Up</p> <p><i>These activities are also included on p.10 of this lesson plan with the Response Activities.</i></p> | |

2. OPENING CIRCLE TIME *(introduce the Bible Truth and tell the related Bible story)*

| | | |
|--|--|--|
| <p>Gathering the Children <i>lyrics and sheet music, Appendix A</i></p> | <p><i>Sing verse 1 of The Classroom Song to gather the children for Circle Time.</i></p> <p>The Classroom Song, verse 1 <i>DDD NIV Songs 12, track 1</i> Let's gather together to worship God, Let's gather together to worship God, Let's gather together to worship God, Come gather here with me!</p> | |
| <p>Welcome to Deep Down Detectives</p> | <p> "Welcome to Deep Down Detectives. We're so glad you've joined us! Detectives are people who look for answers to questions. In Deep Down Detectives, we look for answers to big questions about God. We dig deep down in the truths of God's Word to find them."</p> | |

2. OPENING CIRCLE TIME, continued



= follow the stars for a short & simple lesson plan

| | |
|--|--|
| <p>Deep Down Detectives Theme Song</p> <p><i>lyrics and sheet music, Appendix A</i></p> | <p>"Let's sing our Deep Down Detectives Theme Song."</p> <p>★ Deep Down Detectives Theme Song <i>DDD NIV Songs 12, track 5</i></p> <p>We're Deep Down Detectives, diggin' deep in God's Word, For truths about God and His plans for this world, We're seeking to love Him, with all of our heart, We're Deep Down Detectives! Come on! Let's start!</p> |
| <p>Classroom Rules Song</p> <p><i>lyrics and sheet music, Appendix A</i></p> | <p>There are two very important things that Deep Down Detectives do together: we worship God and we love one another. Our Classroom Rules Song reminds us how we should act. Let's sing it."</p> <p>Classroom Rules Song <i>DDD NIV Songs 12, track 6</i></p> <p>Shh, be quiet while someone is talking, Raise your hand, if you have something to say, Don't touch your friend, sitting beside you, Obey your teachers, Be kind as you play. These are our classroom rules, These are our classroom rules, They help us worship God and love one another, These are our classroom rules.</p> |
| <p>Opening Prayer Time</p> <p><i>lyrics and sheet music, Appendix A</i></p> | <p>"Children, we need God's help to keep these rules. Let's ask Him to help us right now. Let's get ready and pray."</p> <p>Let's Pray <i>DDD NIV Songs 12, track 7</i></p> <p>1-2-3! Fold your hands, Bow your head, Close your eyes. Let's pray! (<i>repeat</i>)</p> <p>"Let's pray:"</p> <p>★ Opening Prayer</p> <p>Dear Lord, We're so glad to get to gather together to worship You! Please help us keep the classroom rules. Please help us to love You and learn about You today. In Jesus' name we pray. Amen.</p> |

2. OPENING CIRCLE TIME, continued

★ = follow the stars for a short & simple lesson plan

Reveal the Big Question
Introduce the Big Question Box/Briefcase

lyrics and sheet music, Appendix A

“Detectives INVESTIGATE things. That means they ask questions and look for answers. Deep Down Detectives investigate big questions about God. The Big Question we are investigating today is right inside our Big Question Box/Briefcase.

The Big Question Box Song

DDD NIV Songs 12, track 8

We’ve got a big box,
All closed up and locked,
Filled with the truths of God’s Word.

We’ve got a brief case,
There’s no time to waste,
Come on, kids, let’s open it up!

The Big Question under Investigation

VISUAL AID



of BQB

Big Question & Answer Sign, front side

**found in the DDD Unit 12 Visual Aids, NIV Book*

Ok, who would like to open for me and pull out the Big Question?”

Choose a child to open the box/briefcase, take out the Big Question and hand it to you, then hold up the Big Question sign for all the children to see, and say:

★ The Big Question we are investigating today is Big Question Number 12:

How Should God’s People Live?

and the Answer is:

They Should Live Like Jesus!

Big Question Meaning

★ We become God’s people when we turn away from our sins and trust in Jesus as our Savior. When we do, God forgives our sins and we begin a whole new way of life. God’s people no longer live life just to please themselves. They want to honor God with their whole lives, like Jesus did. They seek to love God most of all and love all people, too.

Big Question Songs ★ “Let’s sing our Big Question Song:

Big Q & A 12 Song

lyrics and sheet music, Appendix A

Big Q & A 12 Song

DDD NIV Songs 12, track 12

(adapted version of “Twinkle, Twinkle, Little Star”)

How should God’s people live each day?
They should live like Jesus!
How should God’s people live each day?
How should God’s people live each day?
How should God’s people live each day?
They should live like Jesus!

2. OPENING CIRCLE TIME, continued



= follow the stars for a short & simple lesson plan

Learning about the Big Question (use one or both)



Repeat the Big Question and Answer again:

"How Should God's People Live? They Should Live Like Jesus!"

Say: "Hmmm, I wonder what that means... Let's do our action rhyme/sing our song that explains it."

Then do the action rhyme or sing the song using any of the optional motions suggested, if desired.

Big Question Action Rhyme

Big Question 12 Action Rhyme

Jesus loved God,
I should, too!
Jesus loved others,
I should, too!
Jesus prayed to God,
I should, too!
Jesus obeyed God,
I should, too!

God wants me to live like Jesus,
In everything
I think and say and do!

(POSSIBLE ACTIONS)

Point up to God in heaven

Point to self

Point out to others

Point to self

Make prayer hands

Point to self

Point up to God in heaven

Point to self

Point up to God in heaven

Touch head, mouth and walk in place

Big Question (Action Rhyme) Song



Lyrics and sheet music, Appendix A

Big Question 12 (Action Rhyme) Song

DDD NIV Songs 12, track 13

Refrain:

How should God's people live?
How should God's people live?
How should God's people live?
They should live like Jesus!

(POSSIBLE ACTIONS)

Point up to God in heaven

Verse 1

Jesus loved God most of all,
He loved all people, too,
In all that He did and said and thought,
He loved them thru and thru. (Refrain)

Touch heart, then point up to God in heaven

Point out to others

Touch heart

Verse 2

God's people should love God most of all,
They should love others, too,
And God the Holy Spirit,
Will help them in all they do. (Refrain)

Point up to God in heaven

Point out to others

Touch heart

2. OPENING CIRCLE TIME, continued

★ = follow the stars for a short & simple lesson plan

Learning the Bible Truth

VISUAL AID take out



of BQB

VISUAL AID

All the Bible Truths Sign

★ "They Should Live Like Jesus" is a good beginning, but there's so more to learn. So it's time for us to dig down even deeper for more answers to our Big Question about God. We're going to be learning **EIGHT** Bible truths that all tell us more about what the God is like.

Who would like to hand me the picture with our eight Bible truths on it? It's in the Big Question Box/Briefcase." *Choose a child to get it and hand it to you, then hold it up and show them the pictures of the eight truths they will be learning.*

Bible Truth Clue

VISUAL AID take out



of BQB

Bible Truth Clue Sign, front side
VISUAL AID

After everyone has had a good look, say...

"Ok, we've learned one truth about how to live for God. It's this one: "By Asking God for His Help" (point to picture as you identify the Bible Truth). Now let's look at our Bible Truth Clue sign and see if we can figure out which of these eight truths we will be learning about today. Who would like to get it out of the Big Question Briefcase for me?"

Choose a child to open the briefcase, take out the Bible Truth Clue sign and hand it to you. Hold up the front side for the children to see. Cover up the answer, written along the bottom, and say:

**"How Should God's People Live?
They Should Live Like Jesus!
By Loving God ___ of All!"**

Hint

We're missing one word. Here's the hint to what the missing word is. It says: "This word means that we love God more than anyone or anything else. It starts with an "m" and it rhymes with "toast."

Can you guess? It's "MOST." So, the Bible Truth we are learning today is:

(uncover answer from bottom of sign, show it to them and say:)

★ **"How Should God's People Live?
They Should Live Like Jesus!
By Loving God MOST of All!"**

Bible Truth Meaning

★ And here is what this Bible Truth means: *(read the meaning off of the back of the sign, say:)*

Jesus loved God most of all. Jesus' love was more than a nice feeling inside His heart. Jesus lived out His love for God. He lived it out by loving God with the thoughts in His mind. He lived out His love with every word He spoke. He lived it out by always obeying God's laws in all that He did.

God wants His people to love Him like Jesus did, too. He wants them to love Him more than anyone or anything else. He wants them to love Him in their thoughts and their words. He wants them to love Him by obeying His good laws in all that they do, too.

God's people know that they can never love God perfectly like Jesus did. They are sinners. He is the perfect Son of God. But, they know that God promises to help them love Him most of all, by His Holy Spirit living in their hearts. We can become God's people who love God, too, when we turn away from our sins and trust in Jesus as our Savior. Then, God will help us love Him most of all, too.

2. OPENING CIRCLE TIME, continued

★ = follow the stars for a short & simple lesson plan

Learning the Bible Verse

"And how do I know this is true? God tells me so in His special book, the Bible."

The Bible Chant Song

Say or sing the Bible Chant Song.

lyrics and sheet music, Appendix A

The Bible Chant Song

DDD NIV Songs 12, track 9

The Bible, the Bible,
Let's get out the Bible.
Let's hear what God has to say.
The Bible, the Bible,
God's given us the Bible.
It's His Word for us to learn and obey! Yay!

Bible Verse

DDD 12.2 Bible Verse-front side (in the DDD Bible folder)

"Who would like to get our Bible folder out of the Big Question Briefcase for me?"

VISUAL AID Place verse in take out



of BQB
DDD Bible Folder

Choose a child to open the briefcase, take out the "Bible" folder and hand it to you. Remove the Bible Verse Picture from the "Bible" folder and hold it up for all the children to see, then say:

Deuteronomy 6:4-5 tells us:

★ **Deuteronomy 6:4-5**

"Hear, O Israel: The LORD our God, the LORD is one. Love the LORD your God with all your heart and with all your soul and with all your strength."

Learn a Little: "Love the LORD your God with all your heart, all your soul, and all your strength."


*found in the DDD Unit 12 Visual Aids, NIV Book

Bible Verse Meaning

★ **What does that mean?**

These verses tell us that the LORD is one--He's the one, true God. Moses first spoke these words to the people of Israel, but they are true for all people. God wants us all to love Him- most of all- with all of our heart, soul and strength! All of ourselves! The best first step in loving God most of all is to turn away from our sins and trust in Jesus as our Savior. This is how we become God's people.

2. OPENING CIRCLE TIME, continued

 = follow the stars for a short & simple lesson plan

**Bible Verse
Song**

*lyrics and sheet music,
Appendix A*

You might also enjoy:

*Your Love Is Better than Life
Psalm 63:3-
DDD NIV Songs 12, track 21*

We've said our Bible verse, now let's sing it!

Hear, O Hear: Deuteronomy 6:4-5





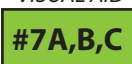


DDD NIV Songs 12, track 20

Hear, O hear, O Israel,
Hear, O hear, O Israel,
The LORD your God, the LORD is one.
Love the LORD our God with all your heart,
Love the LORD our God with all your soul,
Love the LORD our God with all your strength.
Deuteronomy Six, verses four through five.

2. OPENING CIRCLE TIME, continued



= follow the stars for a short & simple lesson plan

| | |
|---|--|
| <p>Getting into the Case</p> | <p>"Now it's time to do a bit more deep down investigating. Let's see what Detective Dan wants us to help him figure out. Would someone like to get it out for me?"</p> |
| <p>Listening Assignments</p> <p>Place in  take out  of BQB</p> | <p>NOTE: Listening assignments are most suitable for ages 3+. Skip straight to the Bible story (see bottom of this page), if working with 2 year olds.</p> <p>"Let's open up our listening assignment and see what we are supposed to figure out today.</p> <p>Choose a child to take out the Listening Assignment (from the DDD Bible Folder) and hand it to you. Read Detective Dan's letter to the children that includes the listening assignment. The listening assignments are summarized below:</p> |
| <p>VISUAL AID</p> <p></p> <p>DDD Unit 12 Visual Aids, NIV</p> | <p>Detective Dan's Lesson #1 Listening Assignment:</p> <p>I need to know:</p> <ol style="list-style-type: none"> 1. Who was the man who left his money? Why did he leave it behind? 2. Who did he leave it behind to love even more? |
| <p>VISUAL AID</p> <p></p> <p>DDD Unit 12 Visual Aids, NIV</p> | <p>Detective Dan's Lesson #2 Listening Assignment:</p> <p>Our Bible Verse is Deuteronomy 6:4-5:</p> <p>"Hear, O Israel: The LORD our God, the LORD is one. Love the LORD your God with all your heart and with all your soul and with all your strength."</p> <p>I need to know:</p> <ol style="list-style-type: none"> 1. Who loved money and the nice things in this world more than God? 2. Why did he leave his money and nice things behind? |
| <p>VISUAL AID</p> <p></p> <p>*Listening Assignment #3 includes the Assignment Sheet, plus 6 clue pictures*</p> <p>DDD Unit 12 Visual Aids, NIV</p> | <p>Detective Dan's Lesson #3 Listening Assignment:</p> <p>I found six clues, but two of them are NOT in the story. They are: a bag of money, a camel, a pineapple, a town person, a little tax house, and a truck.</p> <p>Hold each of them up for the children to see as you identify them.</p> <p>I need to know:</p> <ol style="list-style-type: none"> 1. Which four belong in the story and which two don't? 2. Who turned away from their sins and trust in Jesus in the story? What did he do that showed he was a changed man and wanted to instead, love God most of all? |
| <p>Tell the Bible Story</p> <p>Place story & pics in  take out  of BQB</p> <p>DDD Unit 12 Visual Aids, NIV</p> <p>Story text included in this book right after this lesson plan and in Visual Aids book</p> | <p>Then say, "Ok, Deep Down Detectives! Put on your best listening ears and see if you can hear the answers to Detective Dan's questions. When I finish telling the story, we will see if we can answer all the questions."</p> <p>Bible Story: The Case of the Man Who Left His Money</p> <p>Matthew 9; Mark 2; Luke 5</p> <p>Read the Bible Truth story, putting up the storyboard pictures as you tell it. Then, have the children answer the listening assignment. Present the gospel and lead in prayer.</p> <p>*Answers to questions; the gospel; and, ACTS prayer are included with the story text.*</p> |

2. OPENING CIRCLE TIME, continued

★ = follow the stars for a short & simple lesson plan






| | |
|--|---|
| <p>Story Response Song(s)</p> <p>Hymn</p> <p><i>lyrics and sheet music, Appendix A</i></p> | <p><i>As attention span and time allow, you might want to end with one of the following songs which also tie in with the unit. If desired, use the Music and Movement activity ideas while singing (listed with the Response Activities).</i></p> <p>Trust and Obey <i>DDD NIV Songs 12, track 15</i></p> <p>Verse 1</p> <p>When we walk with the Lord, In the light of His Word, What a glory He sheds on our way! While we do His good will; He abides with us still, And with all who will trust and obey.</p> <p>Refrain</p> <p>Trust and obey, For there's no other way, To be happy in Jesus, But to trust and obey.</p> <p>Tie-in: "How should God's people live each day? They should live like Jesus! God's people live like Jesus when they trust and obey God. Jesus always trusted and obeyed His Father in heaven, even when it was very, very hard. God's people go through hard things, too. They might want to be afraid or sad. They might want to be unhappy, but they don't need to be. They can trust God and keep on obeying Him. God will never stop caring for them! God has promised to care for His people every day of their lives."</p> |
|--|---|

| | |
|--|---|
| <p>Praise Song</p> <p><i>lyrics and sheet music, Appendix A</i></p> | <p>Praise Song: I Have Decided to Follow Jesus <i>DDD NIV Songs 12, track 16</i></p> <p>I have decided to follow Jesus, I have decided to follow Jesus, I have decided to follow Jesus, No turning back, no turning back..</p> <p>Tie-in: "How should God's people live each day? They should live like Jesus! The Lord wants us to decide--that is, to say "Yes, I will!"-- to live like Jesus each day. He wants us to love and obey Him. That's what it means to follow Jesus. Let's sing a song about following Jesus."</p> |
|--|---|

3. TAKING ACTION: Response Activities *(choose from among these activities)*

| | |
|--|--|
| <p>Transition to Activities</p> | <p>★ Well, Deep Down Detectives, you've done a great job diggin' deep down for answers in the truths of God's Word. Now it's time to enjoy some activities."</p> <p><i>Tell children what activity/s you are providing for them: either free play or some of the response activities listed below. When you are ready to dismiss them, use this song to help the children transition in an orderly fashion to their next activity.</i></p> |
| <p>Classroom Song, verse 2</p> <p><i>lyrics and sheet music, Appendix A</i></p> | <p>"Children, let's sing our Time to Play Song. When we are finished you may get up and walk over to our next activity."</p> <p>Classroom Song, verse 2 <i>DDD NIV Songs 12, track 2</i></p> <p>We've gathered together to worship God, We've gathered together to worship God, And now it's time to play.</p> <p><i>Dismiss the children to whatever activities you have prepared for them to do.</i></p> |

3. TAKING ACTION: Response Activities (choose from among these activities) ★ = short & simple lesson plan

| | |
|--|---|
| <p>Response Activities</p> | <p>Choose one or more activities appropriate for your children, based on classroom time and developmental needs. Add the Discussion Sheet to any activity for deeper learning. ★</p> |
| <p>Bible Verse Memory Game</p> <p><i>game directions, Appendix B</i></p> | <p>Though listed with the opening activities, you may choose to use this Bible verse game here instead (or as a repeat).</p> <ul style="list-style-type: none"> Lesson 1 Game: Bean Bag Catch Lesson 2 Game: Animal Cube Lesson 3 Game: Fill 'er Up <p>Use the Discussion Sheet with this activity for even deeper learning ★</p>  <p>Discussion Questions</p> |
| <p>Music, Movement & Memory Activity</p> <p><i>game directions, Appendix B</i></p> | <p>A music activity that uses the songs from the Bible Truth and Big Question unit.</p> <ul style="list-style-type: none"> DDD Songs for this Bible Truth, plus: Lesson 1 Activity: Freeze Frame Lesson 2 Activity: Egg Shakers Lesson 3 Activity: Jingle Bell Hands <p>Use the Discussion Sheet with this activity for even deeper learning ★</p>  <p>Discussion Questions</p> |
| <p>Bible Story Review Game</p> <p><i>game directions, Appendix B</i></p> | <p>A game that uses the storyboard pictures from the story to review the story.</p> <ul style="list-style-type: none"> Lesson 1 Game: Clothespin Line Up and Drop Lesson 2 Game: Deep Down Detectives Clue Hunt Lesson 3 Game: Run to the Grocery Store <p>Use the Discussion Sheet with this activity for even deeper learning ★</p>  <p>Discussion Questions</p> |
| <p>Coloring Pages/ Take Home Sheets</p> <p><i>in Appendix C</i></p> <p>★</p> | <p>A coloring page related to the lesson assignment question is provided for each lesson. On the back of each are the key concepts, a few questions and a song for parents to use with their children.</p> <p>NOTE: Upgrade your coloring sheet to a more interesting craft by offering simple embellishments, such as jiggly eyes, craft sand, glitter, glitter glue, colored paper dots (made with a hole punch), fabric scraps, etc. Make cut-to-size glued-on clothes, hair, etc for characters by using a copy of the coloring sheet, cutting out the selected portions and making them the patterns for whatever you want to cut out of fabric, paper, foil, etc.</p> <ul style="list-style-type: none"> Lesson 1 Coloring Sheet Emphasis: Bible Truth Lesson 2 Coloring Sheet Emphasis: Bible Verse Lesson 3 Coloring Sheet Emphasis: ACTS Prayer <p>Use the Discussion Sheet with this activity for even deeper learning ★</p>  <p>Discussion Questions</p> |
| <p>Extra Crafts: Big Question Craft <i>in Appendix C</i></p> <p>Bible Verse Craft <i>in Appendix C</i></p> <p>Bible Story Puzzle <i>in Appendix C</i></p> | <p>These crafts are slightly more complex than the coloring/take home sheets:</p> <p>The Bible Concept Go-and-Tell Craft is a craft that summarizes the Bible concept and includes the Bible verse is included for those desiring more than a coloring sheet. This more complex craft will involve gluing, sticking, etc. Can be used at any time.</p> <p>The Bible Story Coloring Sheet provides a tie in between the Bible story and the Bible truth they are learning.</p> <p>The Storyboard Picture Placement Page has been made into a puzzle that can be cut out and re-assembled by the children. This provides a nice summary of the story.</p> <p>Use the Discussion Sheet with these activities for even deeper learning ★</p>  <p>Discussion Questions</p> |
| <p>Free Play Activities ★ <i>ideas in Appendix D</i></p> | <p>Offer your own or some of the easy-to-make, free play activities suggested in Appendix D.</p> |

4. CLOSING CIRCLE TIME *(End-of-session activities for the last 5-10 minutes of class time)*



| | |
|--|--|
| <p>Transition to Closing Circle</p> <p>Classroom Song, verse 3</p> <p><i>lyrics and sheet music, Appendix A</i></p> | <p><i>Use this song to help the children transition in an orderly fashion. Start singing this song and ask the children to gather with you for Closing Circle Time.</i></p> <p>Classroom Song, verse 3 <i>DDD NIV Songs 12, track 3</i></p> <p>It's time to get ready to go and tell, It's time to get ready to go and tell, Come gather here with me.</p> |
| <p>Closing Circle Time</p> <p>Classroom Song, verse 4</p> <p><i>lyrics and sheet music, Appendix A</i></p> | <p><i>When children are settled in the circle, say:</i></p> <p>"It's almost time for your parents to come pick you up. And do you know what that means? It means.... (draw this out to build anticipation and excitement)...that it's almost time to go home and....it's almost time to...Go and Tell! We have learned some big news about God today. God wants us to take and tell it to the whole world!"</p> <p>Classroom Song, verse 4 <i>DDD NIV Songs 12, track 4</i></p> <p>So what's our big news to go and tell, So what's our big news to go and tell, Can you tell me now?</p> |
| <p>Big News to Tell</p> <p>Big Question 12</p> <p><i>VISUAL AID</i></p> <p>#1</p> <p><i>*found in DDD Unit 12 Visual Aids, NIV Book</i></p> <p><i>lyrics and sheet music, Appendix A</i></p> <p>Big Question 12, Bible Truth 2</p> <p><i>VISUAL AID</i></p> <p>#3</p> | <p>"Let's see....there's so much big news to tell! There's so much we've learned!</p> <p>First of all, can you tell me the answer to our Big Question: "How Should God's People Live?" <i>Hold up the Bible Truth Clue Picture.</i></p> <p>Say the answer with me: "They Should Live Like Jesus!"</p> <p><i>(If desired, you can sing one/both of the Big Question songs.)</i> <i>DDD NIV Songs 12, tracks 12,13</i></p> <p>And what's one way He does this? What did we learn? <i>Point to the picture.</i></p> <p>By Loving God Most of All!</p> <p>"And how do I know this is true? Can you tell me? Say it with me: "The Bible tells me so!" That's right!</p> |
| <p>Big Question 12, Bible Truth 2 Bible Verse</p> <p><i>VISUAL AID</i></p> <p>#4</p> <p><i>*found in the DDD Unit 12 Visual Aids, NIV Book</i></p> <p><i>lyrics and sheet music, Appendix A</i></p> | <p>We learned: Deuteronomy 6:4-5:</p> <p>"Hear, O Israel: The LORD our God, the LORD is one. Love the LORD your God with all your heart and with all your soul and with all your strength."</p> <p>Learn a Little: "Love the LORD your God with all your heart, all your soul, and all your strength."</p> <p>These verses tell us that the LORD is one--He's the one, true God. Moses first spoke these words to the people of Israel, but they are true for all people. God wants us all to love Him--most of all- with all of our heart, soul and strength! All of ourselves! The best first step in loving God most of all is to turn away from our sins and trust in Jesus as our Savior. This is how we become God's people.</p> <p><i>(If desired, you can sing the Bible verse song.)</i> <i>DDD NIV Songs 12, track 20</i></p> |

4. CLOSING CIRCLE TIME, continued



= follow the stars for a short & simple lesson plan

| | |
|---|---|
| <p>Closing ACTS Prayer Time</p> <p>ACTS Prayer Chant</p> <p><i>lyrics and sheet music, Appendix A</i></p> | <p><i>Let's ask God to help us to remember this and even tell others this good news. Let's get ready and pray our ACTS prayer.</i></p> <p><i>And what does ACTS mean? Let's sing/say our ACTS Prayer Chant!</i></p> <p>ACTS Prayer Chant Song <i>DDD NIV Songs 12, tracks 10,11</i></p> <p>A, Adoration, God, we praise You! C, Confession, Forgive us our sins. T, Thanksgiving, Thank You for Jesus, S, Supplication, Help us to live like Him.</p> <p style="text-align: right;">That's the ACTS prayer, my friend, Bow your head, Close your eyes, Shhh, Let's begin.</p> |
| <p>Closing ACTS Prayer</p> | <p>"Let's pray!"</p> <p><i>Lead the children in the ACTS prayer for this Bible Truth.</i></p> <p>A God, we praise You for giving us Jesus so we can know how we should love You.</p> <p>C God, please forgive us for not loving You most of all. We choose to love many other things and even ourselves more than we love You. We need a Savior!</p> <p>T Thank You, God, for promising to help us live like Jesus. You can help us to love You the way You want us to.</p> <p>S God, please work in our hearts. Help us turn away from our sins and trust in Jesus as our Savior. Help us to love You. Help us to live like You want us to live. Help us to love You most of all.</p> <p>In Jesus' name we pray, Amen.</p> |
| <p>5. TAKING IT HOME <i>(Take Home Sheet)</i></p> | |
| <p>Clean up and Dismissal </p> | <p>"Now it's time to work together and clean up." <i>Have the children join you in cleaning up the room.</i></p> |
| <p>Coloring Pages/ Take Home Sheets </p> <p><i>in Appendix C</i></p> | <p><i>Give out the craft/take home sheet and any other papers from the session, as you dismiss children from class.</i></p> <p><i>(Reminder: The back side of the coloring page is the take home sheet for each lesson.)</i></p> |
| <p>Bible Story to Take-Home</p> <p><i>in Appendix C</i></p> | <p>You may also want to include a copy of the story along with the take home sheet. (However, each coloring sheet/take home sheet includes a note to parents telling where they can download the story from the Parent Resources section on the website.)</p> |

The Case of the Man Who Left His Money*Matthew 9; Mark 2; Luke 5***Story-telling Tips**

Ahead of time:

1. Read the Bible verses and story. Pray!
2. Choose story action cues and prepare storyboard figures/story scenes, if using. (In Visual Aids book)
3. Practice telling story with the storyboard pictures, timing your presentation. Shorten, if necessary.

During your presentation:

1. Maintain as much eye contact as possible as you tell the story.
2. Put up storyboard figures/add story action cues/hold up storybook scenes as you tell the story. Allow the children to help you put them on the board, if desired.
3. Include the children in your story with a few questions about what they think will happen or words/concepts that might be new to them.
4. Watch the kids for signs that their attention span has been reached. Shorten, if necessary.

INTRODUCTION/ LISTENING ASSIGNMENTS

"Our story is called: The Case of the Man Who Left His Money. Here is your listening assignment." Read from Detective Dan's Listening Assignment signs, but questions are summarized below:

Detective Dan's Lesson #1 Listening Assignment:

I need to know:

1. **Who was the man who left his money? Why did he leave it behind?**
2. **Who did he leave it behind to love even more?**

Detective Dan's Lesson #2 Listening Assignment:**Our Bible Verse is Deuteronomy 6:4-5:**

"Hear, O Israel: The LORD our God, the LORD is one. Love the LORD your God with all your heart and with all your soul and with all your strength."

I need to know:

1. **Who loved money and the nice things in this world more than God?**
2. **Why did he leave his money and nice things behind?**

Detective Dan's Lesson #3 Listening Assignment:I found six clues, but two of them are **NOT** in the story.

They are: a bag of money, a camel, a pineapple, a town person, a little tax house, and a truck.

Hold each of them up for the children to see as you identify them.

I need to know:

1. **Which four belong in the story and which two don't?**
2. **Who turned away from their sins and trust in Jesus in the story? What did he do that showed he was a changed man and wanted to instead, love God most of all?**

Read the assignment questions, THEN SAY,

"Ok, Deep Down Detectives! Put on your best listening ears and see if you can hear the answers to Detective Dan's questions. When I finish telling the story, we will see if we can answer all the questions."

Read the Bible Truth story, answer questions, present the gospel and lead in prayer.

Answers to questions; the gospel; and, ACTS prayer are included with the story text.

The Case of the Man Who Left His Money *Matthew 9; Mark 2; Luke 5*

Story with lines separating paragraphs (text in bold, optional interaction cues in italics) Numbers correspond to storyboard pictures and placement upon the storyboard. Always feel free to use less pictures, if it's best for your kids. Simply black out the numbers next to pictures you do not plan to use. All pictures are found in the Visual Aids book. Put BG (background) pictures on storyboard ahead of time. SB pictures (listed below in story text) are added to board as you tell the story. These numbers are also found on the back of each picture. Tip: Stack pictures in numerical order before telling story for easy use. Use sticky-back velcro to attach pictures to storyboard felt. Use sticky-tac putty to stick a picture on top of another picture. OR, if using the Story Scenes to tell the story, disregard the storyboard picture references listed below.

(SB1) Jesus had good news to tell everyone. "The time has come. The kingdom of God is near. Repent and believe the good news!" Jesus told them.

(SB2) "The kingdom of God is near? What did THAT mean? What exactly was this kingdom of God? And how could they become a part of it?" many people wanted to know. They gathered around Jesus to see what He would say.

"The kingdom of God is so wonderful that it is worth giving up everything to be a part of! It is knowing and enjoying God as His people. It is loving God most of all and living for Him," Jesus told them.

"But WHERE is this kingdom of God?" the people wanted to know.

(SB3) "Heaven is God's kingdom, since everyone in heaven loves God most and lives for Him. God's people go to live there, too, when they die. (SB4) And one day, all of earth will be God's kingdom, too, when I come back to get rid of sin and death forever," Jesus taught them.

"But you don't have to wait for heaven or even until I come back to earth to be a part of God's kingdom. (SB5) God's kingdom can be in your heart right now—today!--if you turn away from disobeying God (repent)—and trust in Me as your Savior," Jesus told them.

Where did Jesus say God's kingdom can be inside of us? Can you tell me?

"Yes, today, God's kingdom can be in your heart! God can work in your heart and make you one of His people who know Him and enjoy Him. One of His people who love Him most of all and live for Him," Jesus told them. "This is the good news I've come to tell you! Come! The kingdom of God is near!" He exclaimed.

This certainly was big news and it certainly was good news for the crowds of people listening to Jesus. They did not have to wait for heaven or even until Jesus came back to be part of the kingdom of God. To think: they could be part of God's kingdom that very day!

But as big and as good as this news was, it was not exactly EASY news to live out. Why? (SB6) Because our hearts are sinful. We so easily find other things to love more than God... and so many other ways to live other than God's good way. So many things that we have to stop doing or stop wanting, if we are to love God most of all, and that can be very, very hard! Oh, how the sin in our hearts gives us trouble!

Do you ever want something that God has said "no" to in His good laws? I do!

Story with lines separating paragraphs (text in bold, optional interaction cues in italics)

(SB7) A man named Matthew who lived long ago in Jesus' day knew this. Matthew did NOT love God most of all. Matthew loved money and having lots of nice things most of all.

(SB8) And, while Matthew had grown up learning about God and His good laws, he had chosen NOT to obey them. Matter of fact, Matthew had chosen to do the very opposite: He had chosen to break God's good laws to get more money and more nice things for himself.

(SB9) For like Zacchaeus (who we learned about a few stories earlier), Matthew was a tax collector who gathered money for Caesar, the big, Roman king who had taken over their land. And like Zacchaeus, Matthew chose to do many bad things to many people to make them give him lots and lots of extra money to enjoy himself.

(SB10) All day, Matthew would sit in the little, tax house next to the road that went by Capernaum (his hometown) and the big Sea of Galilee. (SB11, SB12) And all day, he would stop the men with camels and carts loaded down with things to sell at market.

(SB13) Matthew looked carefully at all their stuff and made them pay tax money to big, King Caesar...and then, just like Zacchaeus, he took a lot more money just for himself!

But those men on the road to market weren't the only people Matthew treated like this. (SB14) Matthew also took lots of extra money from the people in his town. (SB15) And as you can guess, the people hated him for treating them so badly. They wanted nothing to do with him. They wouldn't even let him in the worship place to worship God. Perhaps Matthew had a big house and lots of nice things and money, but he had lost many friends. He had broken his friendship with them by the mean, greedy things he had done.

And, there was SOMEONE ELSE whose friendship with Matthew was broken by Matthew's bad life. Someone far more important than the people in Matthew's town. Can you guess who?

Can you guess?

(SB16) It was God! Matthew had chosen to love money and nice things most of all. He had chosen to break God's good laws, and refused to repent. That's why he wasn't allowed to worship at the worship place in his town. Oh, how broken was Matthew's friendship with God! Oh, how very sinful was his heart! It was so bad that there seemed to be no hope for him to ever be right with God again.

Was that right? Was there really no hope for Matthew?

No, that wasn't right! There WAS hope for Matthew... and that hope came through Jesus!

(SB17) Jesus came to Matthew's town and told His big, good news: "The time has come. The kingdom of God is near. Repent and believe the good news!" Jesus told Matthew and many others.

(SB18) As Matthew listened to Jesus, the Holy Spirit began to work in Matthew's heart and change it. No longer did Matthew want to love money and nice things most of all. Matthew wanted to love God most of all. (SB19) He wanted to turn away from disobeying Him and trust in Jesus as his Savior. He wanted to be one of God's people and have the kingdom of God be in his heart.

Story with lines separating paragraphs (text in bold, optional interaction cues in italics)

How do we know? (SB20) Because one day Jesus came up to Matthew as he sat at his tax-paying house and said to him, "Matthew, follow Me! Come be one of my disciples, one of my close friends who lives with Me and learns from Me each day."

What would Matthew do? He had loved money and nice things for so long! He lived his life to have them! Would he really choose to turn away from loving them and living to have them? Would he really choose to love God most of all and live for Him? That what he would have to do if he was to be one of Jesus' disciples. That what he would have to do if he was to be one of Jesus' disciples.

What do you think Matthew would tell Jesus?

"Yes, Jesus, I will," Matthew told Jesus. And right then and there, (SB21) Matthew left his tax house and followed Jesus. No longer was he going to love money and lots of nice things most of all. (SB22) Now he was going to love God most of all and love to obey Him. Matthew believed in Jesus as his Savior. He had become one of God's people and the kingdom of God had begun in his heart, that very day!

Do you wonder what happened to Matthew? Did he ever go back to loving money most of all?

What do you think?

No, he did not. The rest of his life, Matthew followed Jesus. (SB23) And did you know that Matthew even wrote down one of the books in the Bible, God's Word? Can you guess what that book is called?

Can you guess?

It's called the Gospel of Matthew!

What a perfect name for Matthew's story about Jesus! "Gospel" is a Bible word that means "good news." And that's exactly what Matthew's story was! For even though it was not always easy for Matthew to follow Jesus and live God's way, it was always good! For just like Jesus had said, being one of God's people in God's kingdom is worth giving up everything. For there is no one more wonderful to know and love, and no one better to obey, than God!

Cracking the Case: (story wrap-up for Listening Assignments)

It's time to see how we did with our Listening Assignment.

Detective Dan's Lesson #1 Listening Assignment:

I need to know:

1. Who was the man who left his money? Why did he leave it behind? Matthew did. The Holy Spirit worked in his heart as he listened to Jesus teach. He helped him want to turn away from his old life of loving money and nice things most of all, and love God and live for Him, instead.

2. Who did he leave it behind to love even more? God!

For You and Me:

Matthew had a lot of money and he loved nice things, but he learned that God was better than even the best things you could have in this world. There are many nice things we may enjoy this world, too. But we will never find anything that is better than loving God and being one of God's people. We can become one of God's people when we turn away from our sins and trust in Jesus as our Savior. Ask God to help you. He loves to answer this prayer.

Detective Dan's Lesson #2 Listening Assignment:**Our Bible Verse is Deuteronomy 6:4-5:**

"Hear, O Israel: The LORD our God, the LORD is one. Love the LORD your God with all your heart and with all your soul and with all your strength."

I need to know:

1. Who loved money and the nice things in this world more than God? Matthew did.

2. Why did he leave his money and nice things behind? Who did he find was even better to love? The Holy Spirit worked in his heart as he listened to Jesus teach. He helped him want to turn away from his old life of loving money and nice things most of all, and love God and live for Him, instead.

For You and Me:

Matthew had a lot of money and he loved nice things, but he learned that God was better than even the best things you could have in this world. There are many nice things we may enjoy this world, too. But we will never find anything that is better than loving God and being one of God's people. We can become one of God's people when we turn away from our sins and trust in Jesus as our Savior. Ask God to help you. He loves to answer this prayer.

Detective Dan's Lesson #3 Listening Assignment:

I found six clues, but two of them are **NOT** in the story. They are: a bag of money, a camel, a pineapple, a town person, a little tax house, and a truck.

Hold each of them up for the children to see as you identify them.

I need to know:

1. Which four belong in the story and which two don't? The bag of money, the camel, the town's person and the little tax house belong. The pineapple and the truck do not.

2. Who turned away from their sins and trust in Jesus in the story? What did he do that showed he was a changed man and wanted to instead, love God most of all? Matthew. He left his tax house and all the money and nice things he had loved most of all. He started to live for God, instead.

For You and Me:

God delights to help you and me to love Him, too. If we ask Him, He will work in our hearts and help us to love Him most of all. He will help us to turn away from disobeying Him and trust Jesus as our Savior, And as His people, God will gladly go on helping us to love Him most of all, ALL the rest of our lives!

The Gospel (story wrap-up if NOT using Listening Assignments)**Our Bible Truth is:****How Should God's People Live?****They Should Live Like Jesus...****By Loving God Most of All!**

How should God's people live each day? They should live like Jesus... by loving God most of all! God's people ask God for His help, knowing that He will help them. After all, He has already helped them in the biggest way: by sending Jesus to save them! Even while they still were choosing to disobey Him, God chose to help His people by sending Jesus to save them. How much more, now that they have said "no" to disobeying God and trusted Jesus as their Savior, do God's people know that He will help them to love Him most of all.

God delights to help you and me to love Him, too. If we ask Him, He will help us love Him most of all by turning away from disobeying Him and trust Jesus as our Savior, He will gladly save us! And as His people, He will gladly keep helping us to love Him most of all, ALL the rest of our lives!

Close in prayer.

Closing ACTS Prayer

- A** God, we praise You for giving us Jesus so we can know how we should love You.
- C** God, please forgive us for not loving You most of all. We choose to love many other things and even ourselves more than we love You. We need a Savior!
- T** Thank You, God, for promising to help us live like Jesus. You can help us to love You the way You want us to.
- S** God, please work in our hearts. Help us turn away from our sins and trust in Jesus as our Savior. Help us to love You. Help us to live like You want us to live. Help us to love You most of all.

In Jesus' name we pray, Amen.

Go to Lesson Plan, p.9 for the script to the rest of the lesson.

Deep Down Discussion Sheet

use with all THREE lessons

Use with all response activities for deeper learning



P.1

Questions to aid discussion of the key concepts and for use in games

Be familiar with these questions and answers. Look for opportunities to ask questions and discuss their answers, such as while the children work on their coloring pages, as part of their response games, or during play time. Remember: your goal isn't to ask all these questions or only talk to the children about these things. It is to be deliberate in having good conversations with them, however much or little you have.

| | |
|---|---|
| <p>BIG QUESTION</p> <p>Meaning</p> <p>Discussion Questions</p> | <p>How Should God's People Live? They Should Live Like Jesus!</p> <p>We become God's people when we turn away from our sins and trust in Jesus as our Savior. When we do, God forgives our sins and we begin a whole new way of life. God's people no longer live life just to please themselves. They want to honor God with their whole lives, like Jesus did. They seek to love God most of all and love all people, too.</p> <p><i>choose a few</i></p> <ol style="list-style-type: none"> 1. How should God's people live each day? <i>They should live like Jesus!</i> 2. Who did Jesus always love? <i>God.</i> 3. Who did Jesus always please in everything He felt, thought, said and did? <i>God.</i> 4. Are God's people perfect like Jesus? <i>No, they are not.</i> 5. Who do God's people try to live like? <i>Jesus.</i> 6. How do God's people try to live like Jesus? <i>They try to love God and please Him in everything they feel, think, say and do.</i> 7. How can we become God's people? <i>By turning away from our sins and trusting in Jesus as our Savior.</i> |
| <p>BIBLE TRUTH</p> <p>Meaning</p> <p>Discussion Questions</p> | <p>They Should Live Like Jesus..By Loving God Most of All!</p> <p>Jesus loved God most of all. Jesus' love was more than a nice feeling inside His heart. Jesus lived out His love for God. He lived it out by loving God with the thoughts in His mind. He lived out His love with every word He spoke. He lived it out by always obeying God's laws in all that He did.</p> <p>God wants His people to love Him like Jesus did, too. He wants them to love Him more than anyone or anything else. He wants them to love Him in their thoughts and their words. He wants them to love Him by obeying His good laws in all that they do, too.</p> <p>God's people know that they can never love God perfectly like Jesus did. They are sinners. He is the perfect Son of God. But, they know that God promises to help them love Him most of all, by His Holy Spirit living in their hearts. We can become God's people who love God, too, when we turn away from our sins and trust in Jesus as our Savior. This is how we become God's people.</p> <p><i>choose a few</i></p> <ol style="list-style-type: none"> 1. Who did Jesus love with all His heart? <i>God.</i> 2. Who did Jesus love more than God? <i>No one!</i> 3. How did Jesus show His love for God? <i>He felt it in His heart; He obeyed God's laws; He pleased God with everything He did, thought and said.</i> 4. Who will help God's people love Him like Jesus does? <i>God will.</i> 5. How does God want His people love Him? <i>To love Him most of all and to obey Him.</i> 6. Who does God promise to send to help God's people to love God? <i>The Holy Spirit, to work in their hearts.</i> 7. How can we become God's people? <i>By turning away from our sins and trusting in Jesus as our Savior.</i> |

Questions to aid discussion of the key concepts and for use in games

| | |
|---|--|
| THE GOSPEL | <p>What is God's good news for you and me? <i>The gospel! How should God's people live each day? They should live like Jesus... by loving God most of all! God's people ask God for His help, knowing that He will help them. After all, He has already helped them in the biggest way: by sending Jesus to save them! Even while they still were choosing to disobey Him, God chose to help His people by sending Jesus to save them. How much more, now that they have said "no" to disobeying God and trusted Jesus as their Savior, do God's people know that He will help them to love Him most of all. We can become God's people when we turn away from our sins and trust in Jesus as our Savior.</i></p> |
| BIBLE TRUTH BIBLE VERSE Meaning Discussion Questions | <p>"Hear, O Israel: The LORD our God, the LORD is one. Love the LORD your God with all your heart and with all your soul and with all your strength."-- Deuteronomy 6:4-5</p> <p>Learn a Little: "Love the LORD your God with all your heart, all your soul, and all your strength."</p> <p>These verses tell us that the LORD is one--He's the one, true God. Moses first spoke these words to the people of Israel, but they are true for all people. God wants us all to love Him- most of all- with all of our heart, soul and strength! All of ourselves! The best first step in loving God most of all is to turn away from our sins and trust in Jesus as our Savior. This is how we become God's people.</p> <p>1. Who is the one, true God? <i>The LORD.</i> 2. How does the LORD want us to love Him? <i>With all of our heart, soul, and strength. All of ourselves!</i> 3. What is the best first step we can take in loving the LORD like this? <i>We can turn away from our sins and trust in Jesus as our Savior. His Holy Spirit can work in our hearts and help us do this. And He can help us love the LORD more and more! Ask Him to help you!</i></p> |
| BIBLE STORY Discussion Questions | <p>The Case of the Man Who Left His Money <i>choose a few</i></p> <p>1. What is the kingdom of God? <i>It is where God is obeyed and loved.</i> 2. Where is the kingdom of God? <i>It is in heaven, where God is perfectly obeyed and loved now. It will be on earth, when Jesus comes back and puts an end to sin and death forever. And, it is in the hearts of God's people right now, as they turn away from disobeying God and trust in Jesus as their Savior.</i> 3. Did Matthew grow up knowing about God and His Word? <i>Yes, he did.</i> 4. Did Matthew love God and obey His Word when he grew up? <i>No, he did not.</i> 5. What did Matthew do that was so bad? <i>He did bad things to other people in order to get more money for himself.</i> 6. What did Matthew love most of all? <i>He loved money and nice things.</i> 7. What did Matthew love most of all after he became a follower of Jesus? <i>He loved God most of all.</i> 8. What made the change in Matthew? <i>The Holy Spirit worked inside his heart when he heard Jesus telling about God. He turned away from his sins and trusted in Jesus as His Savior. God forgave him and cleaned his heart of his old sins.</i> 9. How can we become people who love God most of all? <i>We can ask God to work in our hearts. We can ask Him to help us to turn away from disobeying God and trust in Jesus as our own Savior.</i></p> |

Note: Use sticky tac putty rather than velcro on back of pictures placed on top of other pictures.

