




Note: Use sticky tac putty rather than velcro on back of pictures placed on top of other pictures.



SB1




SB2




SB3

Start with outside of house on top of inside of house with bed and Timothy inside. Remove outside of house as you introduce Timothy in the story.



BG1



BG2



SB5



SB6



SB9



SB7



SB11



SB10



BG3



SB12



SB14



SB15




SB13


Start with outside of church on top of inside of church with Timothy and people inside. Remove outside of house as you introduce Timothy and church in the story.




BG4




BG5



SB16



SB17



SB18