



**Unit 10 Core Curriculum--ESV
The Holy Spirit, the Indwelling God**

Constance Dever ©2016



Curriculum for preschool and elementary age children,
training tools, music and other Resources
are available for download or to order at:
www.praisefactory.org

© 2015 Praise Factory Media all rights reserved. May be reproduced by licensed user for classroom purposes only.

This and many other resources are available online at www.praisefactory.org

Scripture quotations marked (NIV) are taken from the Holy Bible, New International Version®, NIV®, Copyright © 1973, 1978, 1984 by Biblica, Inc.™ Used by permission of Zondervan. All rights reserved worldwide.www.zondervan.com

Scripture quotations marked (ESV) are from The Holy Bible, English Standard Version® (ESV®), copyright © 2001 by Crossway, a publishing ministry of Good News Publishers. Used by permission. All rights reserved.

Scripture quotations marked HCSB are taken from the Holman Christian Standard Bible®, Copyright © 1999, 2000, 2002, 2003, 2009 by Holman Bible Publishers. Used by permission. Holman Christian Standard Bible®, Holman CSB®, and HCSB® are federally registered trademarks of Holman Bible Publishers.

The Psalm Behind the Name

Psalm 100

(v.1) Make a joyful noise to the Lord, all the earth!

(v.2) Serve the Lord with gladness!

Come into His presence with singing!

(v.3) Know that the LORD, He is God!

It is He who made us, and we are His;

We are His people, and the sheep of His pasture.

(v.4) Enter His gates with thanksgiving,

And His courts with praise!

Give thanks to Him; bless His name!

(v.5) For the Lord is good;

His steadfast love endures forever,

And His faithfulness to all generations.

May this curriculum help you to be manufacturers of noisy joy unto the Lord (v.1).
To sing (v.2), to know (v.3), and to worship Him with thanksgiving and praise (v.4),
that the witness of His great faithfulness might continue through all generations (v.5).

The Lord is amazing! He's not like anyone else!

Constance Dever

January 27, 2015

Table of Contents

Introducing the Praise Factory Family of Curriculum	7
The PFI Companion Resources	7
About PFI	8
Overview Chart of Units	9
PFI Curriculum Basics	10
Getting Started with Praise Factory Investigators	11
Session Prep	13
Learning More about the Praise Factory Investigators, by Resource	15
PFI Activities with Descriptions	20
Making the Curriculum Work for You	
Unit 10 Curriculum: The Holy Spirit, the Indwelling God	21
Unit 10 Overview	23
List of Track Numbers for Unit 10 Music (ESV)	25
Bible Truth 1: The Holy Spirit Lives in God’s People	27
Overview	28
Lesson Plan (for use with all three lessons)	29
Lesson 1 Story and Resources	35
Lesson 2 Story and Resources	67
Lesson 3 Story and Resources	97
Bible Truth 2: The Holy Spirit Gives God’s People Courage	127
Overview	128
Lesson Plan (for use with all three lessons)	129
Lesson 1 Story and Resources	135
Lesson 2 Story and Resources	165
Lesson 3 Story and Resources	193
Bible Truth 3: The Holy Spirit Gives God’s People Wisdom	225
Overview	226
Lesson Plan (for use with all three lessons)	227
Lesson 1 Story and Resources	233
Lesson 2 Story and Resources	265
Lesson 3 Story and Resources	295
Bible Truth 4: The Holy Spirit Builds God’s Church	325
Overview	326
Lesson Plan (for use with all three lessons)	327
Lesson 1 Story and Resources	333
Lesson 2 Story and Resources	365
Lesson 3 Story and Resources	396
VIPP Coloring Sheets	427

The PFI Companion Resources

While all the PFI resources are available for free download at praisefactory.org, many of the resources are available for purchase as hard copies, too.

There are three companion resources for each of the sixteen PFI units:

➔ **PFI Unit Core Curriculum Book (ESV/NIV) --offered for each unit**

The PFI Core Curriculum books contain the curriculum introduction, lesson plan, stories and activities for each Bible Truth in a unit. There are three stories per Bible Truth: an Old Testament, New Testament and church history/missions story. All three reinforce the same Bible truth concept, but from a different perspective. Each story has its own set of eleven response activities.

PFI Unit Songbook (ESV/NIV) --offered for each unit

The PFI Unit Songbooks provide lead sheets and sign language for every song used in a unit. The audio music is available for download online at www.praisefactory.org.

PFI Unit Prontos (ESV/NIV) --offered for each unit

The PFI Prontos books provide all of the unit's take home sheets. They are offered separately from the rest of the curriculum because they are usually photo-copied. These take-home sheets include the key concepts, lyrics to the songs, the session story, some review questions, a prayer and an activity sheet.

All of these materials may be photocopied for non-commercial church, classroom or school use by licensed users.

About the PFI Core Curriculum Book

This PFI Core Curriculum Book allows you to have the bulk of a unit's curriculum at your fingertips. It is a great way to get an overview of the curriculum and make decisions about which of the many resources offered for each session you want to use.

The only resources it does not include are those found in the PFI Songbook (large format lyric sheets, the lead sheet music and the sign language); and, the PFI Prontos.

The core curriculum for most units is contained in one book. A few of the very large units (with more than 6 Bible Truths) will be split into several volumes.

Other Praise Factory Resources

PFI: Praise Factory Investigators is the third in a family of three, inter-related curriculums:

- Hide 'n' Seek Kids (focus group: ages 2-4; adaptable range: ages 2-pre-K 5's)
- Deep Down Detectives (focus group: ages 4--6's; adaptable range: ages 3-2nd grade)
- PFI: (focus group: grades K-5th grade; adaptable range: pre-K 5's-6th grade)

Each curriculum teaches the same biblical themes, but present them in greater depth as the children grow and develop. Together, the curriculums work like an expanding spiral of truth that returns to reinforce the same truths with each curriculum, while leading the children to deeper understanding with each step up.

Learn more about these curriculums as well as other resources and ideas for reaching children with the gospel at: www.praisefactory.org.

About Praise Factory Investigators (PFI)

written for K-5th grade

can be used with pre K - 6th grade

In K-5th grade, the children take part in Praise Factory Investigators—the “mother ship” curriculum that gives name to the whole family of curriculum.

Curriculum Overview

Praise Factory Investigators is the third of the Praise Factory family of curriculums and is most suitable for kindergarten- grade 5 (ages 5-11). Like the other two Praise Factory curriculums, PFI is built around sixteen, theological themes, each framed in the form of a Big Question and Answer.

The sixteen themes form sixteen units of Bible truths which help the children understand the theme. There are a total of 104 Bible truths taught in the whole curriculum. Three sessions of curriculum are spent on each of these 104 Bible truths: one Old Testament lesson, one New Testament lesson and one “Story of the Saints” lesson (a Christian from church history, missions or today). This gives the children three sessions to dwell on the same Bible truth, but also see its enduring truth from three different perspectives.

In keeping with its detective-ish name, each story in PFI is presented as a case to solve. Each case begins with two questions for the children to find answers to as they listen. At the end of the story-telling, the children will be asked to solve the case and answer the questions.

The resources available for each session’s lesson are robust and expansive. They include a fully-scripted lesson plan, story, and eleven different reinforcement activities from which to choose.

An overview chart of the Theme/Big Question units and keys aspects of the curriculum follow. Then, we will look at the curriculum in more depth.

	PRAISE FACTORY UNIT	THEOLOGICAL THEME
1	Unit 1: The God Who Reveals Himself Big Question: How Can I Know What God Is Like? He Shows Me What He's Like!	Revelation
2	Unit 2: God's Wonderful Word, the Bible Big Question: What's So Special about the Bible? It Alone Is God's Word!	The Bible
3	Unit 3: The Good News of God Big Question: What Is the Gospel? Salvation through Faith in Christ!	The Gospel
4	Unit 4: The God Like None Other Big Question: Can Anybody Tell Me What the LORD Is Like? He's Not Like Anyone Else!	The Attributes of God
5	Unit 5: God, the Good Creator Big Question: Can You Tell Me What God Made? God Made All Things Good!	Creation
6	Unit 6: God, the Just and Merciful Big Question: How Did Bad Things Come to God's Good World? Bad Things Came through Sin!	The Fall
7	Unit 7: The Law-Giving God Big Question: What Are God's Laws Like? God's Laws Are Perfect!	God's Laws
8	Unit 8: The God Who Loves Big Question: What Is God's Love for His People Like? It's More than They Could Ever Deserve!	God's Enduring Love for His People
9	Unit 9: Jesus Christ, Immanuel, God with Us Big Question: What Did Jesus Come to Do? Jesus Came to Bring Us to God!	Jesus, the Son of God
10	Unit 10: The Holy Spirit, the Indwelling God Big Question: What Does the Holy Spirit Do in God's People? He Changes Their Heart!	The Holy Spirit
11	Unit 11: The God Who Saves Big Question: How Can We Be Saved? It's God's Free Gift!	Salvation
12	Unit 12: God's People Live for Him Big Question: How Should God's People Live? They Should Live Like Jesus!	Discipleship
13	Unit 13: The Sustaining God Big Question: Why Do God's People Keep Believing in Him? It is God's Sustaining Grace!	Perseverance of the Saints
14	Unit 14: The God Who Delights in Our Prayers Big Question: How Does God Want Us to Pray? Every Night and Day!	Prayer
15	Unit 15: God's People Gather Together Big Question: Why Do God's People Go to Church? To Worship God and Love One Another!	The Church
16	Unit 16: Jesus, the Returning King Big Question: What Will Happen When Jesus Comes Back? God Will Make Everything New!	The Return of Christ

Praise Factory Investigators Curriculum Basics

Focus Age Range:	K-5th grade
Useful Age Range	pre-K 5's to 6th grade
Number of Units	16 (one per Theme)
Number of Bible Truths included in the 16 Units (Themes)	104 in all (3 to 14 per unit)
Number of Lessons for each of the 104 Bible Truths	3 lessons
Stories per Bible Truth	3 Stories: 1 Old Testament Story 1 New Testament Story 1 Story of the Saints (Church History/Missions)
Bible Verse per Bible Truth	1 Bible Verse
Resources/Activities for each Lesson	<ul style="list-style-type: none"> • Fully Scripted Lesson Plan • Story • Big Question, Bible Verse, Hymn Songs • Craft • Story Review Games • Hymn Singing and Sign Language Activity • Bible Verse Games • ACTS Prayer (Adoration, Confession, Thanksgiving, Supplication) • Custom Discussion Sheets to Go with Every Activity • Story-related Snack • VIPP (Very Important Prayer Person) Prayer Activity • Take Home Sheets for Each Lesson
Total Amount of Curriculum	6 years <i>(if you use all 3 lessons)</i>
Adaptability	<ul style="list-style-type: none"> • can be adapted to 1-3 lessons per Bible Truth, though you will lose stories if you do cut it down • great for Sunday School, "Children's Church", Wednesday and Sunday evening programs, schools and Vacation Bible School

Getting Started with Praise Factory Investigators

Get It



Order the **Praise Factory Tour: Extended Version** (or follow along on the website in the Tour section). It is going to be your easiest, most visual way to learn about this curriculum. Order/download the **Praise Factory Investigators ESV or NIV Unit Core Curriculum, Praise Factory Investigators ESV or NIV Unit Songbook, and the Praise Factory Investigators ESV or NIV Unit Prontos**, for Unit 1, or whichever unit you want to do.

Tour It....Three Times

1

1. Read through the whole Praise Factory Tour book once.

Learn how the Praise Factory family of curriculum is related to each other. Pay special attention to the section on Praise Factory Investigators.

2

2. Go back and read through just the section on Praise Factory Investigators in the Tour book again.

3

3. Now go back and read the Praise Factory Investigators section of the Tour book a third time, only this time, get out your curriculum books: Praise Factory Investigators ESV or NIV Unit Core Curriculum, Praise Factory Investigators ESV or NIV Unit Songbook, and the Praise Factory Investigators ESV or NIV Unit Prontos and follow along.

This will help see how the curriculum flows and where to find each of the resources visualized in the Tour Book.

Take Note



A few things to notice about the curriculum:

1. The resources for every Bible Truth **always include the same set of resources and are always presented in the same order.** Get to know the resources of one Bible Truth and you know them for all.

2. There is one Bible verse, but three stories for each Bible Truth: **an Old Testament, a New Testament, and a Church History/Missions story.**

3. The Unit Core Curriculum has **almost** everything your teachers will use in the classroom.

Notice that there is only lesson plan used for all three lessons for each Bible Truth. That's because the basic Bible truths are the same. Stories, questions, and activities for each lesson are different, of course. These difference are clearly noted, as you can see if you look through the lesson plan.

4. The Songbooks are more than just books of lyrics and sheet music for the unit. They also **contain the sign language signs that the songs activities use.**


5. The Prontos are **designed to be the take home sheets for each lesson.** However, **some people like to teach from it.** It has the Bible Truth and Bible verse, the story text, a few questions, the lyrics to the songs, and an ACTS prayer. If you download a couple activities from the website, then you have all you need for a basic teaching session...in a much smaller package.

Choose What You'll Use



Not everyone will want or will need or will be able to do all of the curriculum, as written. So much depends upon your kids, your teachers, your space, your time and your teaching goals. There are a ton of activities and pretty much no one, except our church (CHBC for whom this curriculum is written) does all of the activities. This means you need to think about what fits you best. Ideas for how to choose what to use for various situations are included in the "More Details" section of this chapter.

Ready to Rip?



Chances are, you will be making copies of the curriculum for your teachers. You may want to keep your books intact and photocopy right from the book. However, if you are using a lot of activities and distributing them to a number of teachers, you may find it easier to take the resources out of the book completely and copying them that way. This will save you a lot of time. Just make sure to clip your originals together with a binder clip to get them in good shape and ready for you next time you use them. **Or, you may just want to print your copies from the download version of the curriculum. All resources (except the lesson plans and the stories) can accessed this way.**

Getting Started with Praise Factory Investigators, continued

Bind It So They Can Find It



Once you've chosen what you want to use, make copies and put them in binders. Separate each lesson's materials with labeled tab dividers so that the teachers will be able to find the resources they need for each session. We like to put a few extra aids in the binder in the back: such as classroom management tips; what our teachers should do if they need a substitute teacher; and, where to find certain supplies they will need.

Download It



Download the **zip file of unit songs** from the website. A pdf of the track numbers is also included.

Make It... Before You Get Started

There is a set of resources you will be glad you made ahead of time: the games! The Praise Factory Investigators curriculum is a very active curriculum, with a number of different games suggested each lesson. The good news is that they are used in a rotation throughout the curriculum. That means, once you make these games, you store them and use them over and over (and for years to come!).



While you only need to make whatever games you choose to use with each lesson, **I would highly suggest you make all the games before you start using the curriculum and then storing them.** Get the prep work over with at the beginning and coast your way through years of enjoyment!

Store them in ziploc bags or baskets and pull them out when needed. So simple! Your teachers will love how easy it is to have an engaging learning session with so little work for them to do! And happy teachers are repeat teachers! **A full list of the games and the supplies needed to make them can be found in the "More Details" section of this chapter or in the Praise Factory Investigators Curriculum section online.**

Protect and Store It



This is a curriculum that keeps on giving, year after year. If you do a good job of storing the curriculum it will serve your church well and at little cost for many years. We store the resources for each unit in **manila envelopes and magazine storage boxes.**

Learn More



There are many more resources online that may help you customize the curriculum to fit your learning situation. These are listed online in the Praise Factory Resources section, as well as in the Getting Started Section.

Two you might especially want to look at are:

- **From the Ground Up** (Making a Great Start in Children's Ministry and with the Praise Factory Family of Curriculum)--(you've got this already. That's this book!)
- **Classroom Management Suggestions for Elementary School Age Children**

These are available for download or to order through amazon.com

See It in Action



visit us in
Washington,
D.C.

Three times a year (the third Saturday/Sunday of March, May and September), we hold a **free lunch, learn-and-look workshop and observation time here at Capitol Hill Baptist Church in Washington, D.C.**

On the Saturday, we gather for lunch and talk philosophy, child protection policy, encouraging parents, dealing with discipline issues, etc. and, of course, curriculum. After finishing up our group session, we are happy to talk to individual churches about their particular situation.

Then, on Sunday, we offer an opportunity to see Praise Factory Investigators as well as the other Praise Factory curriculum in action in our classes. The registration form for these workshops can be found on the Praise Factory website.

Session Prep (especially good for newbies!)

Pray!



Pray for the Holy Spirit to be at work in your heart and in the children's hearts.

Review



1. If new to the curriculum, look at the previous **Getting Started with Praise Factory Investigators section** (p.11). It will be especially helpful to read through the Praise Factory Investigators section of **The Praise Factory Tour: Extended Version Book**. This will be a visual way to understand what goes on in the classroom.
2. Notice that there is only lesson plan used for all three lessons for each Bible Truth. That's because the basic Bible truths are the same. Stories, questions, and activities for each lesson are different, of course. These difference are clearly noted, as you can see if you look through the lesson plan.
3. Flip through the resources for a particular Bible Truth. The resources offered for every Bible Truth are always the same and they are always ordered in the same order.

Look through and Learn the Lesson



Read over **lesson plan**. Learn the flow of the lesson. Read through the key concepts. You might want to look at the Bible Truth Discussion Sheet, found with each session's activities. It takes the Bible Truth concept and breaks it down into discussion question format. Some of the questions and answers might be helpful to have in your head before teaching the concept to the children.

Let There Be Music



Download the music and listen to the songs. Choose which of the songs you will use with the children. Practice the sign language, if you are using it. If using live musicians, make sure they have the sheet music from the Praise Factory Investigators Unit songbook.

You've Got a Story to Tell!



1. Read the Bible verses and the story, itself. Pray!
2. Create story cue cards on index cards (or highlight text).
3. Practice telling story dramatically, timing your presentation Shorten, if necessary to fit your allotted time.
4. Decorate area with story props that help bring your story alive.

Prepare Any Activities



Choose the activities you want to use. Bear in mind your time frame as well as the developmental abilities and attention span of your children as you decide what/how many to prepare. Look over the Discussion Question Sheet that goes with each activity. Choose a few questions you might use to spark discussion with the children. Prepare any craft, snack or game for your class.

Let Them Take It with Them



Make copies of the take home sheet.

Store It



After your session is over, collect the resources and store them for future use. This curriculum can be used over and over for years to come.

Learning More about the Praise Factory Investigators, by Resource

The extra-depth information starts here! Follow along in the Core Curriculum, Songbook and Pronto Books for Unit 1 (or another unit) as you read below. **We will be describing curriculum elements in the order they appear in the lesson plan. But first, here's a reminder of how a Praise Factory Investigators session is structured:**

Session Format: Regular Classroom or Large Group/Small Group Format

The PFI curriculum can be used in a regular classroom setting, in which all the children participate in the same activities at the same time; or, in a large group/small group format, in which the children gather together for opening activities and the story, then split up into small groups, each with their own activity, and finally coming back together for each group to make a presentation to the other children (or to the parents) at the end of session. Small groups alternate to a different activity each lesson for variety. Each PFI session follows the same three-part format, as described here:

Session Overview

Each PFI session follows the same three-part format, as described here:

PART 1: GETTING STARTED

A time to welcome the children to the class, introduce the class rules and the "Big Question and Answer" (and related songs) of the theological theme they are studying.

PART 2: DIGGIN' DEEP DOWN

The Bible truth (and related songs) is introduced. The Case Questions are revealed, the Bible story told, then the Case Questions answered. The teacher closes with an ACTS prayer (A prayer including **A**doration, **C**onfession, **T**hanksgiving, and **S**upplication related to the Bible truth they are learning.)

PART 3: TAKING ACTION

The children participate in the response activities chosen for the day and (if desired), presenting what they've learned to each other or to parents at the end of the session. Teachers give out take home sheets as children are dismissed.

Session Length

The resources for each PFI session-- as described in the lesson plan--are designed for a 60 to 90 minutes session. However, they can be easily shaped for you to tailor them to fit a shorter or longer session.

PFI Activities with Descriptions *(in order of use in curriculum)*

PFI Activities, by Section

Ok, now let's look at all of the activities included in each Praise Factory Investigator session, in order of use. You can, of course, choose which ones you want to include (or not include) in your own classroom.

Remember! Get out your resources and follow along!

PART ONE: Getting Started (Welcome and Opening Songs)

A time to welcome the children to the class, introduce the class rules and the Big Question and Answer (and related songs) of the theological theme they are studying.



Welcome to Praise Factory: PFI: Praise Factory Investigators Theme Song

PFI begins with the **Praise Factory Investigators Theme Song**--a detective-sounding song that introduces the idea of digging down in the truths of God's Word for answers to our Big Questions about God. Found on the PFI Unit Songs along with all the other songs. These songs are all downloadable off of the Praise Factory website.



Rules to Help Us Worship God and Love One Another:

The WoGoLOA Classroom Rules Song

WoGoLOA stands for Worship God and Love One Another--the two things we hope to help the children do during the PFI session. This song reminds the children of ways they can act to help all worship God and love one another. *(PFI Unit Songs)*



Big Question Under Investigation: Big Question & Answer and Songs

The Big Question and Answer for the unit (theological theme) are introduced. There are two Big Question songs to help the children remember the Big Question and Answer and what it means. The Big Q & A song is an adapted familiar nursery song/folk song which simply states the Big Question under Investigation and its answer. The Big Question Song is a new song especially written to help the children remember not just the Big Question and Answer, but what it means. *(PFI Unit Songs)*









Big Question Bible Verse: Bible Verse and Song

Each unit has a Bible verse that is central to the theological theme. This verse has been set to music to help the children remember it. *(PFI Unit Songs)*

PFI Activities with Descriptions *(in order of use in curriculum)*

PART TWO: Digging Deep Down (Key Bible Truth Concepts and Story)

With the unit's theological theme introduced, the session now turns to digging deeper down into the theological theme by looking at one particular aspect (Bible Truth) of the theme.

	<p>Bible Truth: Each unit has from three to fourteen Bible Truths. Each Bible truth is studied for three lessons. There are 104 Bible Truths in the whole curriculum.</p>
	<p>Bible Truth Hymn: One or more verses of a hymn that tie into the Bible Truth can be introduced at this point in the session. It also is offered in Part Three as a response activity with a complete set of discussion questions, sign language and a song game. <i>(PFI Unit Songs)</i></p>
	<p>Bible Truth Bible Verse: Each Bible Truth has a Bible verse that is central to the concept. This verse has been set to music to help the children remember it. The song can be introduced now, but it also offered in Part Three as a response activity with a complete set of discussion questions, sign language and a song game. <i>(PFI Unit Songs)</i></p>
	<p>Extra Bible Truth Bible Verse Song: Sometimes an extra Bible verse song is suggested. The words for this song are included in the response activities along with sign language. It can be used here or as a response activity. <i>(PFI Unit Songs)</i></p>
	<p>Bible Truth Story: (Old Testament, New Testament, or Story of the Saints) There is an Old Testament, New Testament and Story of the Saints story for each Bible Truth. The Old Testament or the New Testament story leads, followed by the Story of the Saints, then ending with the story from the other Testament. In keeping with the detective feel of PFI, each story is called a case and is introduced with two questions for the children to solve as they listen to the story. After the story is read, the teacher asks the children again and together they solve the case.</p>
	<p>Part Two: Digging Deep Down ends with prayer and dismissal to response activities.</p>

PFI Activities with Descriptions *(in order of use in curriculum)*

PART THREE: Taking Action (Response Activities to Choose from)

The children participate in the response activities chosen for the lesson; and (if desired), present what they've learned to each other or to parents at the end of the session. There are eleven different activities from which to choose. How many a teacher uses depends upon how much time you have and on whether you choose for everyone to do the same activities or whether you will split up into small groups and each do a different activity. A description of each activity follows.



Snack (and Discussion Planner):

A snack that includes food mentioned in the story or looks like something from the story, along with a description of how it ties into the story. Always feel free to modify the snack, being sensitive to food allergies. The snack sheet also includes a discussion planner to write down the questions you want to ask the children as they enjoy their snack. A question about the snack is included as the first discussion question.



ACTS Prayer:

In Praise Factory, the children learn the "ACTS" format of prayer. "A" is for Adoration (Praising God for who He is); "C" is for Confession (Saying sorry to God and turning from our sins); "T" is for Thanksgiving (Thanking God for His provisions); and, "S" is for Supplication (Asking God to supply our specific needs). Try to at least weave the Big Idea/Scripture Verse into A, C, T, or S, if not all four. Suggested ACTS applications for each Bible Truth are included on the ACTS prayer sheet.

Younger children can usually think up at least a related "Adoration" and a "Thanksgiving" related to the Bible Truth, while older children can usually think up a connection to all four. This is a wonderful way for them to expand their understanding of who God is, who we are as sinners, what we can thank God for and what we should ask of Him. It is also of great benefit to families who can easily apply this format to their own family devotions and prayer times.



Story Review and Game:

This activity includes discussion questions to understand and a game to reinforce the story.

End of session presentation option: Have children read some of their discussion questions for the other children to answer.









Bible Truth Review and Game:

This activity includes discussion questions to understand and a game to reinforce the Bible Truth.



End of session presentation option: Have children read some of their discussion questions for the other children to answer.

PFI Activities with Descriptions *(in order of use in curriculum)*

	<p>Bible Truth Hymn: This activity is one or more verses from a hymn which relates to the Bible Truth being learned. It includes discussion question for understanding the hymn, sign language of key words, and a song game that can be used with the song and the sign language. The audio and sheet music is available for download on the Praise Factory website.</p> <p><i>End of session presentation option:</i> Have children sing and sign their song and teach it to the other children.</p>
	<p>Bible Verse Review and Game: This activity includes discussion questions to understand and a game to reinforce the Bible Verse.</p> <p><i>End of session presentation option:</i> Have children read some of their discussion questions for the other children to answer.</p>
	<p>Bible Verse Song: Every PFI Bible verse has been set to music. This song can be used along with the Bible Verse Review discussion questions, listed in the previous activity. Sign language of key words and a song game that can be used with the song and the sign language are also included. The audio and sheet music is also available on the website for download.</p> <p><i>End of session presentation option:</i> Have children sing and sign their song and teach it to the other children.</p>
	<p>Case RePlay, Jr: Drama Activity for Youngest Children (children do same story actions together)</p> <p>This is a simpler drama activity in which the teacher leads all the children in doing the same actions as she retells the story.</p> <p><i>End of session presentation option:</i> Have the children act out the story for the others to watch.</p>
	<p>Case RePlay, Sr: Drama Activity for Most Children (children re-tell story with individual parts)</p> <p>This is a more involved drama activity in which each child acts out a particular role as the teacher retells the story.</p> <p><i>End of session presentation option:</i> Have the children act out the story for the others to watch.</p>
	<p>Craft: This craft activity includes discussion questions to help the children understand the significance of what they are making.</p> <p><i>End of session presentation option:</i> Have children read some of their discussion questions for the other children to answer.</p>

PFI Activities with Descriptions *(in order of use in curriculum)*



VIPP (Very Important Prayer Person) Prayer Time, Coloring Sheets and Game

VIPP stands for Very Important Prayer Person. The VIPP Group learns about a VIPP—a Very Important Prayer Person—from your church. This activity really has nothing to do with the Bible Truth or the story. Instead, it is an opportunity to help the children know more about and pray for church leaders and missionaries. VIPPs should include elders, deacons, supported workers, and church staff. However, your church may not have many VIPPs of this kind. Feel free to use special volunteers (such as Sunday School teachers or the pianist) and other regular church members as VIPPs. It never hurts for children to get to know everyone in their church and pray for them! There is a fill-in-the-blank questionnaire that you can use to get information about the VIPP to share with the children. Or, you also can invite the VIPP to the class. There is a game and a set of coloring sheets (called Clue Cards) that you can use to help the children remember what they've learned about the VIPP. This activity ends with praying for the VIPP. The coloring sheets are set up as a take-home activity that they can use to teach and pray with their parents for the VIPP.

End of session presentation option: Have children tell about the VIPP and lead the class in praying for him (kids or the teacher can pray, as desired.)

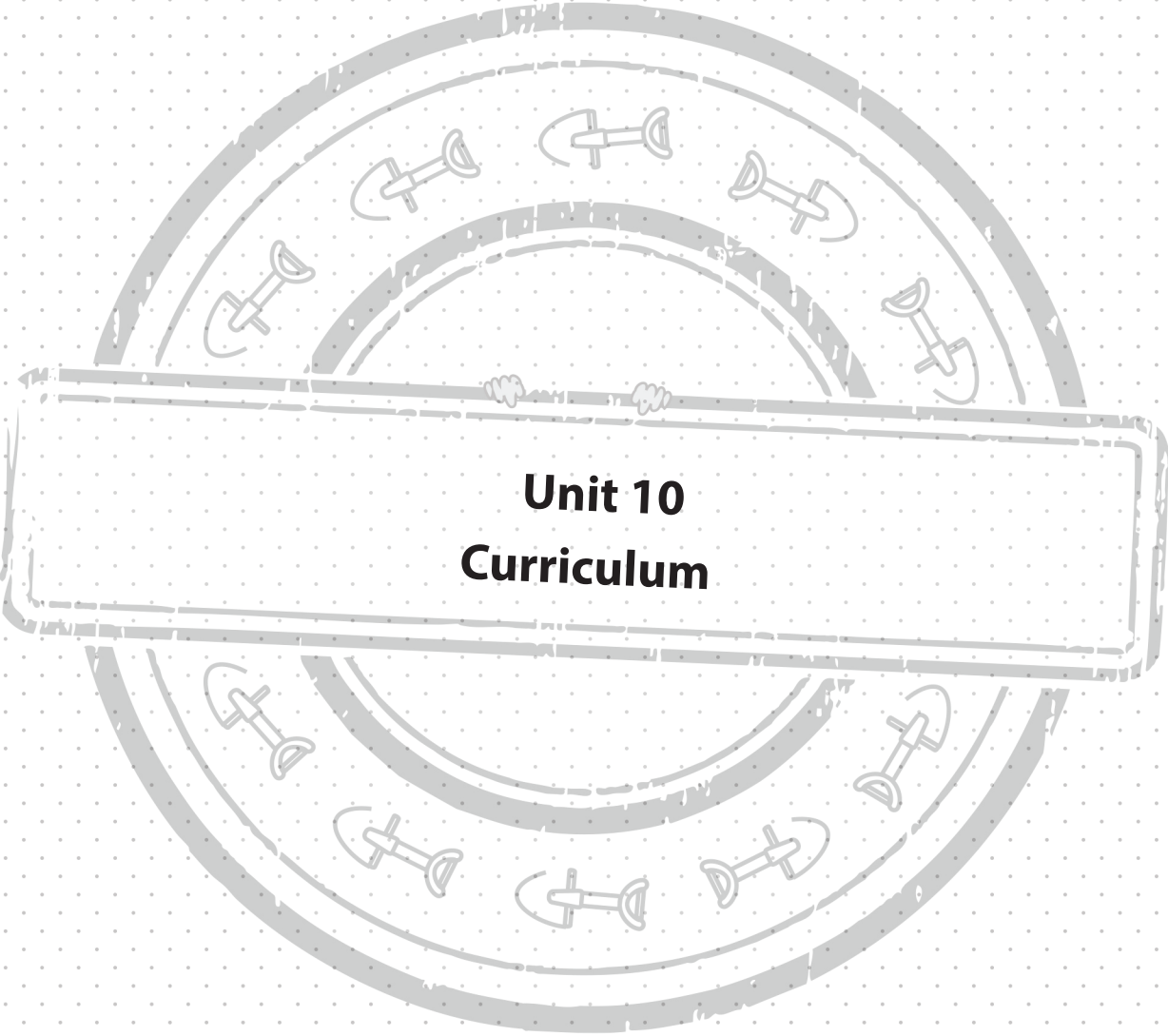
TAKING IT HOME: The PFI Pronto



A take home booklet, called the PFI Pronto, is available for each lesson. It includes the key concepts, lyrics and track numbers for the songs, the story, and a few review questions is available online with the Praise Factory resources.

MAKING THE CURRICULUM WORK FOR YOU

Any curriculum is at best just a beginning for making a good fit with your teachers and children. The sooner you can think of its resources as tools in your toolbox and less like an immovable structure, the better. There are so many resources available with this curriculum that it leaves you with many options besides what is laid out in the lesson plans. Take the lesson plans and a big, red marker and start crossing out or shifting around activities. Think about what your children and teachers are used to already and what works well. If possible, you might want to try to make these resources fit into that format before you try to change everything. Some use the PFI curriculum just as Sunday School or children's church materials. Others use part of the resources during Sunday morning classes and use the other resources in the same lesson in the Sunday evening program. Still others use it for Vacation Bible School. No doubt you will come up with yet other uses.



**Unit 10
Curriculum**

UNIT 10: THE HOLY SPIRIT, THE INDWELLING GOD

UNIT OVERVIEW

The Bible tells us that God is Father, Son and Holy Spirit. He is three Persons, but just one God. God, the Holy Spirit, carries out God's plans--especially God's plans to work inside His people and change their hearts. The Holy Spirit is God's wonderful gift to His people! He is their helper and their comforter. He helps them know and love God. He helps them live for Him.

UNIT BIBLE VERSE: Ezekiel 36:26, ESV

"I will give you a new heart, and a new spirit I will put within you."

BIG QUESTION UNDER INVESTIGATION: What Does the Holy Spirit Do In God's People?

ANSWER: He Changes Their Hearts...

BIBLE TRUTH 1: The Holy Spirit Lives in God's People

The Case of the Watchful Waiters *Acts 2 NT*

The Case of the Unbelievable Boldness *Story of the Saints*

The Case of the Big Thaw *Exodus 19:1-7; Ezekiel 36:24-37:14; Acts 2 OT*

Bible Verse: 1 Corinthians 6:19 ESV

BIBLE TRUTH 2: The Holy Spirit Gives God's People Courage

The Case of the Rock Man *Matthew 16:13-20; Acts 2-4 NT*

The Case of the Gardener and the Gunpowder *Story of the Saints*

The Case of the Big, Secret Weapon *1 Samuel 17 OT*

Bible Verse: Acts 4:29,31, ESV

BIBLE TRUTH 3: The Holy Spirit Gives God's People Wisdom

The Case of the Abandoned Highway *Acts 7,8 NT*

The Case of the Hungry Cannibals *Story of the Saints*

The Case of the Wonderful Wiseman *1 Kings 1-3; 2 Chronicles 1 OT*

Bible Verse: Ephesians 1:17, NIV 1984

BIBLE TRUTH 4: The Holy Spirit Builds God's Church

The Case of the Big, Brickless Building *Genesis 1-3,9; Ephesians 1; Revelation 7, 19 OT*

The Case of the Banana Leaf Carving *Story of the Saints*

The Case of the Forbidden Soldier *Acts 2,10 NT*

Bible Verse: Acts 9:31, NIV 1984

PFI ESV SONGS 10 TRACK NUMBERS

This is a listing of all songs mentioned in the unit curriculum. You may or may not choose to use all of the songs. They are listed in easy-reference order--NOT in the order used in the curriculum.

You may choose to simply burn a CD/load them onto an mp3 device in this order. Or, you may want to do what we do: choose the songs we want to use and create a playlist of them in that order. Then, we burn a CD/upload the playlist onto an mp3 device. A teacher only has to click forward to the next song, instead of hunting for the right track. The track number have been included as part of the title of each song, teachers will still have a reference to the track number listed in the curriculum (same as those listed below), even if you change the order on your customized playlist.

- 1 PFI Theme Song
- 2 WoGoLOA Rules Song

UNIT 10: THE HOLY SPIRIT, THE INDWELLING GOD

- 3 Big Q & A 10 Song
- 4 Big Question 10 Song: What Does the Holy Spirit Do in God's People?
- 5 Unit 10 Bible Song: I Will Give You a New Heart Ezekiel 36:26, ESV
- 6 Unit 10 Extra Bible Song: A New Heart Ezekiel 36:26, ESV (other version)
- 7 Unit 10 Extra Bible Song: Within You Ezekiel 36:26, ESV (other version)
- 8 Unit 10 Extra Bible Song: You Shall Be Clean Ezekiel 36:25-27, ESV (other version)

Why the Extra Songs?

PFI is a curriculum used by a wide age-span of kids. Sometimes one of the other songs is a better fit for your kids. Or, you may simply want to teach them more songs on the same Bible Truth. Use as many or as few as you want.

Bible Truth 1: The Holy Spirit Lives In God's People

- 9 Hymn: Breathe on Me, Breath of God, v.1
- 10 Hymn: Breathe on Me, Breath of God, v.2
- 11 Bible Verse: A Temple of the Holy Spirit 1 Corinthians 6:19, ESV
- 12 Extra Bible Verse: Do You Not Know? 1 Corinthians 6:19, ESV (other version)
- 13 Extra Bible Verse: I Will Ask the Father John 14:16-17, ESV
- 14 Extra Bible Verse: What Father Among You? Luke 11:11-13, ESV

Bible Truth 2: The Holy Spirit Gives God's People Courage

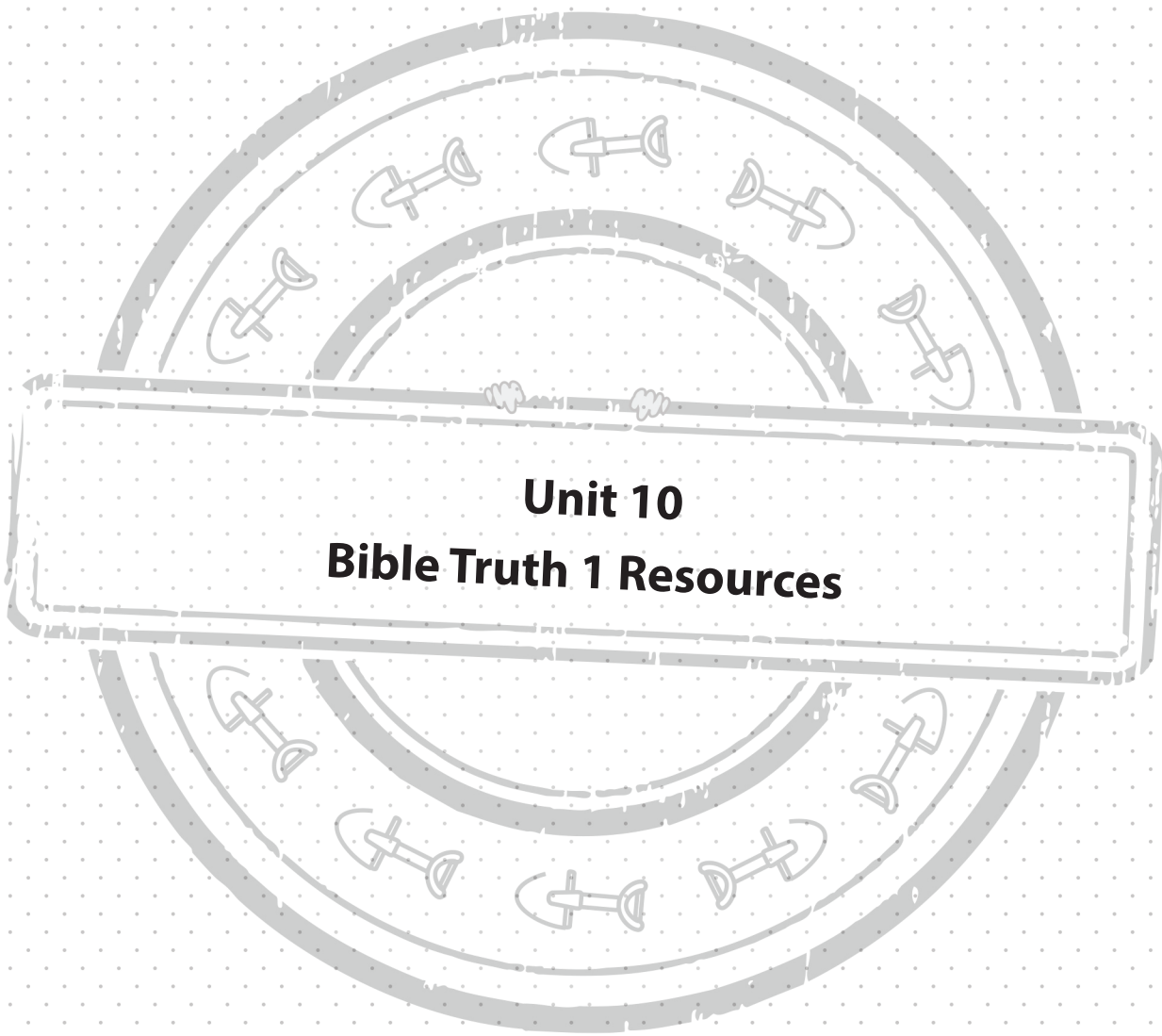
- 15 Hymn: A Mighty Fortress Is Our God, v.3
- 16 Hymn: A Mighty Fortress Is Our God, v.4
- 17 Bible Verse: And Now, Lord Acts 4:29,31, ESV
- 18 Extra Bible Verse: Now, Lord, Look Upon Their Threats Acts 4:29,31, ESV (other version)
- 19 Extra Bible Verse: Fan into Flame 2 Timothy 1:6-7, ESV

Bible Truth 3: The Holy Spirit Gives God's People Wisdom

- 20 Hymn: The God of Abraham Praise, v.2
- 21 Bible Verse: I Will Ask the Father John 14:16-17, ESV
- 22 Extra Bible Verse: I Keep Asking Ephesians 1:17, NIV 1984
- 23 Extra Bible Verse: If Any of You James 1:5, ESV
- 24 Extra Bible Verse: If Any of You Lacks Wisdom James 1:5, ESV (other version)

Bible Truth 4: The Holy Spirit Builds God's Church

- 25 Hymn: The Church's One Foundation, v.1
- 26 Extra Song: God's One, Big Plan
- 27 Bible Verse: The Church Was Strengthened Acts 9:31, NIV 1984
- 28 Extra Bible Verse: Behold, A Great Multitude Revelation 7:9-10, ESV



BIBLE TRUTH 1 OVERVIEW

Unit 10: The Holy Spirit, The Indwelling God

Big Question and Answer: What does the Holy Spirit do in God's people?
He changes their hearts to be like Jesus!

Bible Verse: "I will give you a new heart, and a new spirit I will put within you." Ezekiel 36:26, ESV

Bible Truth 1 Concept: The Holy Spirit Lives in God's People

God is one God, but three persons: God the Father, Jesus, the Son of God, and God, the Holy Spirit. Together they have always existed, delighting in wonderful fellowship together and working out the perfect plans of God. This is a wonderful truth, even though it is very hard to understand.

After Jesus died on the cross and rose from the dead, He spent time with His disciples and taught them many things. He told them He would be going back to reign in heaven, but He promised His disciples that He would not leave God's people all alone. He would send the Holy Spirit to live in their hearts and make them new. The Holy Spirit would help them know God and His Word. He would comfort them. He would change their hearts so that they would love and serve God more and more.

God sent His Holy Spirit to live inside of those first believers, as Jesus said He would. He comforted and helped them to live as God wanted them to live.

And God continues to give His Holy Spirit to His people--all those who turn away from their sins and trust in Jesus as their Savior. He gives them each a new heart, filled with His Holy Spirit. He comforts them and helps them live for God, too. God can do this in our hearts, too!

Bible Truth 1 Bible Verse

Meditation Version: 1 Corinthians 6:19, ESV

"Do you not know that your body is a temple of the Holy Spirit within you, whom you have from God?"

Bible Truth 1 ACTS Prayer

- A** God, we praise You for being the Giver of Your Holy Spirit to Your people.
- C** God, we confess that our rebellious hearts that do not love or serve You on our own. We need Jesus to be our Savior! We need the Holy Spirit to change our hearts to love You and live for You!
- T** Thank You, God for changing Your people's hearts to love You by giving them the Holy Spirit inside their hearts.
- S** God, work in our hearts, that we might turn away from our sins and trust in Jesus as our Savior. Send Your Holy Spirit to live in our hearts that we might know You and love You more and more.

Bible Truth 1 Stories

Lesson 1: The Case of the Watchful-Waiters (New Testament)

Acts 2

Lesson 2: The Case of the Unbelievable Boldness (Story of the Saints)

Lesson 3: The Case of the Big Thaw (Old Testament)

Exodus 19:1-7; Ezekiel 36:24-37:14; Acts 2

1. GETTING STARTED: Welcome and Opening Songs (*introduce unit and get kids moving with these songs*)

<p>Welcome</p>	<p>“Welcome to Praise Factory. We’re so glad you’ve joined us! Here at the PFI, we’re investigators. (That’s what the “I” stands for!) Investigators look for answers to questions. In PFI, we look for answers to big questions about God. We dig deep down in the truths of God’s Word to find them.”</p>
<p>Praise Factory Theme Song</p>	<p>“Let’s sing our Praise Factory Investigator’s theme song.”</p> <p>PFI: Praise Factory Investigators <i>PFI ESV Songs 10, Track 1</i></p> <p>We’re PFI: Praise Factory Investigators, Diggin’ deep down for truths in God’s Word, That’s PFI: Praise Factory Investigators, Diggin’ deep down for truths in God’s Word, We’re looking for answers to very big questions, Big questions about God, If you’re looking for answers to very big questions ‘bout God, come along, Join PFI: Praise Factory Investigators, Diggin’ deep down for truths in God’s Word, That’s PFI: Praise Factory Investigators, Diggin’ deep down for truths in God’s Word. Deep down, diggin’ down, Let’s go diggin’ down, Deep down, diggin’ down, ‘Til answers to all our Big Questions we’ve found. We’re PFI: Praise Factory Investigators, Diggin’ deep down for truths in God’s Word, That’s PFI: Praise Factory Investigators, Diggin’ deep down for truths in God’s Word.</p>
<p>Classroom Rules Song</p>	<p>An important part of Praise Factory is helping us worship God and love one another. Our WoGoLOA song reminds us how we should act. Let’s sing it.”</p> <p>WoGoLOA Rules Song <i>PFI ESV Songs 10, Track 2</i></p> <p>Refrain: WoGoLOA means “Worship God and love one another,” WoGoLOA means “Worship God and love one another.”</p> <p>WoGo means “Worship God.” Sound off, 1,2,3, Joyfully take part, Listen to others, Obey your teachers. (<i>Refrain</i>)</p> <p>LOA means “Love One Another.” Sound off, 1,2,3, Be kind, Be encouraging, Help others, help others. (<i>Refrain twice</i>)</p>

1. GETTING STARTED, continued

Opening Prayer	"Let's ask God to help us obey these rules, and to help us worship Him and love one another as we learn more about Him today. Let's pray." <i>Pray.</i>
<p>Big Question Under Investigation:</p> <p>Big Question 10 and Songs</p>	<p>"Now it's time to turn today's Big Question Under Investigation.</p> <p>It's: What Does the Holy Spirit Do in God's People?</p> <p>The Bible tells us that God is Father, Son and Holy Spirit. He is three Persons, but just one God. God, the Holy Spirit, carries out God's plans--especially God's plans to work inside His people and change their hearts. The Holy Spirit is God's wonderful gift to His people! He is their helper and their comforter. He helps them know and love God. He helps them live for Him.</p> <p>So the answer to our Big Question, 'What Does the Holy Spirit Do in God's People? is: He Changes Their Hearts to Be Like Jesus!'</p> <p>"Let's sing our Big Question Song(s): <i>choose one or both</i></p> <p>Big Q & A 10 Song <i>PFI ESV Songs 10, Track 3</i> <i>(adapted version of "Pop! Goes the Weasel)</i> What does the Holy Spirit do inside of God's people? What does the Holy Spirit do? He changes their heart!</p> <p>What Does the Holy Spirit Do in God's People? <i>PFI ESV Songs 10, Track 4</i></p> <p><i>Refrain</i> What does the Holy Spirit do in God's people? What does the Holy Spirit do in God's people? He changes their hearts, He changes their hearts, He changes their hearts to be like Jesus!</p> <p>Verse 1 He gives life to the hearts of God's people, He gives them the gifts of repentance and faith, He puts love in the hearts of God's people, He helps them love God and others always. <i>Refrain</i></p> <p>Verse 2 God gives power to the hearts of people, He gives them the courage to live boldly for Him, He gives wisdom to the hearts of God's people. He reveals His Holy Word to them. <i>Refrain</i></p>

1. GETTING STARTED, continued**Unit 10
Bible Verse**

You may also enjoy these songs:

A New Heart:
Ezekiel 36:26, ESV
PFI ESV Songs 10,
Track 6

Within You:
Ezekiel 36:26, ESV
PFI ESV Songs 10,
Track 7

You Shall Be Clean:
Ezekiel 36:25-27, ESV
PFI ESV Songs 10,
Track 8

"How do I know this is true? The Bible tells me so!

Ezekiel 36:36 tells us: "I will give you a new heart, and a new spirit I will put within you."

Big Question 10 Bible Verse Song

PFI ESV Songs 10, Track 5

I Will Give You a New Heart: Ezekiel 36:26

I will give you a new heart,
And a new spirit, I will put within you.
I will give you a new heart,
And a new spirit, I will put within you.
Ezekiel Thirty-six, twenty-six.

Each of us likes to have our own way—even if it means doing something that God doesn't want us to do. This is called sin and it comes from deep inside us in our heart. We need a new heart, alive with love for God, if we are to be His people. Only God can give us this new heart, by His Holy Spirit. This is how He changes our heart.

2. DIGGING DEEP DOWN: Key Concept and Story (introduce the Bible Truth and tell the related story)**Bible Truth 1**

"It's time for us to dig down deeper for answers to our Big Question. We're learning **FOUR** Bible Truths that all tell us something about the Holy Spirit. We are learning the first one today.

The Bible Truth we are going to be thinking about today is:

The Holy Spirit Lives in God's People.

God is one God, but three persons: God the Father, Jesus, the Son of God, and God, the Holy Spirit. Together they have always existed, delighting in wonderful fellowship together and working out the perfect plans of God. This is a wonderful truth, even though it is very hard to understand.

After Jesus died on the cross and rose from the dead, He spent time with His disciples and taught them many things. He told them He would be going back to reign in heaven, but He promised His disciples that He would not leave God's people all alone. He would send the Holy Spirit to live in their hearts and make them new. The Holy Spirit would help them know God and His Word. He would comfort them. He would change their hearts so that they would love and serve God more and more.

God sent His Holy Spirit to live inside of those first believers, as Jesus said He would. He comforted and helped them to live as God wanted them to live.

And God continues to give His Holy Spirit to His people--all those who turn away from their sins and trust in Jesus as their Savior. He gives them each a new heart, filled with His Holy Spirit. He comforts them and helps them live for God, too. God can do this in our hearts, too!

2. DIGGING DEEP DOWN, continued

<p>Bible Truth 1 Hymn</p>	<p>“Long ago, a man named Edwin Hatch was thinking about this Bible truth, too. He wrote the words a hymn called “Breathe on Me, Breath of God” We’re going to learn two verse from it.</p> <p>Breathe on Me, Breath of God <i>PFI ESV Songs 10, Tracks 9,10</i></p> <p>Verse 1 Breathe on me, Breath of God, Fill me with life anew, That I may love what Thou dost love, And do what Thou wouldst do.</p> <p>Verse 2 Breathe on me, Breath of God, Until my heart is pure, Until with Thee I will Thy will, To do and to endure.</p> <p>We are all sinners. We were made to love and obey God, but we have all turned away from that most wonderful of lives. Only God can change us and He can, by His Holy Spirit. The Holy Spirit is nicknamed the “Breath of God.” Our breath fills our body with the air that it needs to live. The Holy Spirit fills God’s people with Himself so that they can know and love God and have His eternal life. God will send His Holy Spirit to work this way in us when we turn from our sins and trust in Jesus as our Savior. This song is a prayer asking Him to do this.</p>
<p>Bible Truth 1 Bible Verse and Song</p> <p><i>You might also enjoy this extra song: Do You Not Know? 1 Corinthians 6:19 PFI ESV Songs 10, Track 12</i></p> <p><i>I Will Ask the Father: John 14:16-17, ESV PFI ESV Songs 10, Track 13</i></p> <p><i>Which Father Among You: Luke 11:11-13 PFI ESV Songs 10, Track 14</i></p>	<p>“The Bible verse we are going to be digging down into for this Bible Truth is:</p> <p>1 Corinthians 6:19 “Do you not know that your body is a temple of the Holy Spirit within you, whom you have from God?”</p> <p>God created every person with a body and a special heart, made to know and love God. When we become God’s people, God fills that heart with His Holy Spirit. That makes their bodies like a temple--a special place of God’s presence-- inside their bodies. What an amazing gift from God that we all can have!</p> <p>We’ve said our Bible verse, now let’s sing it!</p> <p>A Temple of the Holy Spirit <i>PFI ESV Songs 10, Track 11</i></p> <p>Do you not know? Do you not know? Do you not know, that your body is a temple? Do you not know? Do you not know? Do you not know, that your body is a temple? A temple of the Holy Spirit within you, A temple of the Holy Spirit within you, Whom you have from God, Whom you have from God. First Corinthians Chapter Six, verse nineteen.</p>

2. DIGGING DEEP DOWN, continued**LESSON 1 STORY**

New Testament Story:

The Case of the Watchful Waiters
Acts 2

"Now it's time for today's story called: **The Case of the Watchful Waiters.**

As you listen to the story, see if you can figure out:

1. Who were the Watchful Waiters? Who were they watching and waiting for?

2. When did He come? What did He do? (If desired, write these questions on a sheet of paper to refer to when the story is finished.)

Read story.

After reading story, ask for the children's answers to the questions.

1. Who were the Watchful Waiters? Who were they watching and waiting for?

The first believers in Jesus. They were watching and waiting for the Holy Spirit.

2. When did He come? What did He do?

He came on the Day of Pentecost. He came to live in their hearts.

Close in prayer. (prayer suggestions included at end of story)

LESSON 2 STORY

Story of the Saints:

The Case of the Unbelievable Boldness

"Now it's time for today's story called: **The Case of the Unbelievable Boldness.**

As you listen to the story, see if you can figure out:

1. Who had Unbelievable Boldness? What did that boldness give them courage to do?

2. Where did the boldness come from? What did the boldness show others?

(If desired, write these questions on a sheet of paper to refer to when the story is finished.)

Read story.

After reading story, ask for the children's answers to the questions.

1. Who had Unbelievable Boldness? What did that boldness give them courage to do?

Jim Eliot, and the men; Jim's wife Elizabeth and the other wives; and Dayuma. To try to tell the Aucas about Jesus, even though they would probably be killed.

2. Where did the boldness come from? What did the boldness show others? The Holy Spirit living in their hearts gave them courage to do what God wanted them to do, even though it might cost them their lives. God used their boldness to help the Aucas believe that the good news of Jesus was really true.

Close in prayer. (prayer suggestions included at end of story)

2. DIGGING DEEP DOWN, continued**LESSON 3****Old Testament Story:****The Case of the Big Thaw***Exodus 19:1-7;**Ezekiel 36:24-37:14;**Acts 2*

"Now it's time for today's story called: **The Case of the Big Thaw.**

As you listen to the story, see if you can figure out:

1. What was hard and cold? How did this show?

2. Who could bring about the big thaw? Why could He do it?

(If desired, write these questions on a sheet of paper to refer to when the story is finished.)

Read story.

After reading story, ask for the children's answers to the questions.

1. What was hard and cold? How did this show? The hearts of God's people to God and His good laws. It showed in how they broke His laws and turned away from His to worship other gods.

2. Who could bring about the big thaw? Why could He do it? Only God Himself could bring the big thaw to their hearts. He did it by sending Jesus to pay for their sins so that by faith they could be saved and the Holy Spirit could live in their hearts.

Close in prayer. (prayer suggestions included at end of story)

3. TAKING ACTION: Response Activities *(choose from among these activities)***Response Activities**

- **ACTS Prayer Activity:** Add your own prayer requests to the ACTS prayer
- **Sneaky Snack:** Story-related snack
- **Bible Truth Review Activity:** Game with questions related to the Bible Truth
- **Bible Truth Hymn:** Music activities to learn a portion of a Bible Truth-related hymn
- **Bible Verse Review Activity:** Game with questions related to Bible Truth Bible verse
- **Bible Verse Song:** Music activities to learn the Bible Verse song
- **Story Review Activity:** Game with questions related to the Bible Truth and Case
- **Case RePlay, Jr. and Sr.:** Two drama activities that review the story: one for younger children, one for older children.
- **Craft:** Story-related craft
- **VIPP (Very Important Prayer Person):** Game and a coloring activity to help children learn about people in your church and how to pray for them.

(VIPP resources: found online or at back of this book)

4. TAKING IT TO OTHERS *Optional presentations for the last few minutes of class***Presenting to Other Children**

If you split the children into different response activities, you can gather the children together again and have each small group make presentations to show the other children what they learned. Presentation ideas are included in the resources for each activity.

Presenting to Parents

If you keep your children together for response activities, you can have them make a presentation of something they have learned to their parents when they come to pick them up from class. Presentation ideas are included in the resources for each activity.

5. TAKING IT HOME *(Take Home Sheet)***PFI Pronto**

Give out the PFI Pronto for the case story as well as any other materials as the children are dismissed.

BIBLE TRUTH 1, LESSON 1: PLANNER/OVERVIEW

GETTING STARTED: Welcome and Opening Songs (*introduce unit and get kids moving with these songs*)

Welcome to Praise Factory: PFI: Praise Factory Investigators Theme Song *PFI ESV Songs 10, Track 1*

Rules to Help Us Worship God and Love One Another: WoGoLOA Classroom Rules Song
PFI ESV Songs 10, Track 2

Big Question Under Investigation: Big Question 10 Songs *PFI ESV Songs 10, Tracks 3,4*

Big Question Bible Verse: Ezekiel 36:26 Song: *PFI ESV Songs 10, Track 5*

Extra Bible Verse: Ezekiel 36:26, ESV Song: A New Heart PFI ESV Songs 10, Track 6

Extra Bible Verse: Ezekiel 36:26, ESV Song: Within You PFI ESV Songs 10, Track 7

Extra Bible Verse: Ezekiel 36:25-27, ESV Song: You Shall Be Clean PFI ESV Songs 10, Track 8

DIGGING DEEP DOWN: Key Concept and Story (*introduce the Bible Truth and tell the related story*)

Bible Truth 1: The Holy Spirit Lives in God's People

Bible Truth Hymn: Breathe on Me, Breath of God, vs.1,2 *PFI ESV Songs 10, Tracks 9,10*

Bible Verse: 1 Corinthians 6:19

Bible Verse Song: A Temple of the Holy Spirit *PFI ESV Songs 10, Track 11*

Extra Bible Verse Song: Do You Not Know: 1 Corinthians 6:19 PFI ESV Songs 10, Track 12

Extra Bible Verse Song: I Will Ask the Father: John 14:16-17, ESV PFI ESV Songs 10, Track 13

Extra Bible Verse Song: Which Father Among You: Luke 11:11-13 PFI ESV Songs 10, Track 14

Lesson 1 New Testament: The Case of the Watchful Waiters *Acts 2*

TAKING ACTION: Response Activities (*choose from among these activities*)

Snack and Discussion Planner: Tongues of Fire Overhead

ACTS Prayer: Prayer Sheet

Bible Truth Review: Discussion Questions and Game: Help the Blind Man

Bible Truth Hymn: Breathe on Me, Breath of God, vs.1,2 *PFI ESV Songs 10, Tracks 9,10*

Song, Sign Language and Song Game: Sign It, Say It, What Does It Mean? **PFI ESV 10 SONGBOOK or ONLINE**

Bible Verse Review: 1 Corinthians 6:19 Discussion Sheet and Game: Jump for Joy

Bible Verse Song: A Temple of the Holy Spirit *PFI ESV Songs 10, Track 11*

Song, Sign Language and Song Game: Pass the Secret Sign **PFI ESV 10 SONGBOOK or ONLINE**

Story Review: Discussion Questions and Game: Spin the Light

Case Replay, Jr: Drama Activity for Youngest Children (children do same story actions together)

Case Replay, Sr: Drama Activity for Most Children (children re-tell story with individual parts)

Craft: Something Like Flames of Fire

VIPP (Very Important Prayer Person) Prayer Time: Coloring Sheets (back of book); Game: Hit the Wall

TAKING IT HOME: Take Home Sheet for Review and Family Devotions

PFI Pronto: Bible Truth 1, Lesson 1 **PFI ESV Prontos 10 BOOK or ONLINE**

The Case of the Watchful Waiters Acts 2 by Connie Dever**Our story is called:****The Case of the Watchful Waiters.****As you listen to the story, see if you can figure out:**

1. Who were the Watchful Waiters? Who were they watching and waiting for?
2. When did He come? What did He do?

This story takes place in Jerusalem, in New Testament times, not long after Jesus rose from the dead.

Have you ever had a hard time waiting for your birthday? Why is that? Maybe it's because you know someone will cook you a favorite meal and dessert. Maybe it's because of other ways you are specially treated that day. But I wonder, perhaps more than anything, if it's because of the gifts you might receive?

Maybe you've been hinting for some special gift you hope your parents will get you. Or, maybe you saw something wrapped up in a closet or accidentally overheard your parents whispering about their present to you, and you are so excited! "How many days is it TODAY until my birthday?!" you might ask over and over, waiting for the day when you finally get to open what you've been waiting for.

If this has ever been your experience, then maybe you can understand how the disciples were probably feeling, those days right after Jesus died, rose again, then went to heaven. You see, they were expecting a gift from Jesus. A really big gift; a really exciting gift. A gift so amazing that no one had ever received a gift just like it ever before. And it was so amazing that they didn't really even know exactly what it was. It was a present from that He was sending them from heaven!

What was this gift? It was the Holy Spirit, Himself!

Jesus had told them, "Don't leave Jerusalem. Wait for the gift my Father promised, which you have heard me speak about. For John baptized with water, but in a few days, you will be baptized with the Holy Spirit. You will receive power when the Holy Spirit comes on you; and you will be my witnesses of my death and resurrection here in Jerusalem, in Judea and Samaria, and to all the nations, even to the ends of the earth."

The disciples didn't know exactly what that meant to receive the Holy Spirit or to be baptized with the Holy Spirit; but, Jesus had told them that the Holy Spirit

would live in them, comfort and guide them. He promised them that the Holy Spirit would give them power to do everything He wanted them to do. So whatever this gift was, it was very, very good!!!

News spread quickly about the gift that was to come. Together 120 of Jesus' followers gathered together in Jerusalem, waiting and praying, praying and waiting. For how long? No one knew, but it must be soon.

Day 1,2,3,4,5,6,7 passed-- a whole week-but still no Holy Spirit.. They kept on waiting and praying there in Jerusalem as Jesus had told them to. Some days they would go to the Temple to pray and worship God. Some days they would meet together in the Cenacle, the large upper room where the eleven disciples were staying. But still no Holy Spirit.

Was God running late in giving the Holy Spirit? Had He changed His plans? No, sir! He had a perfect plan all along. He knew exactly what day He would send the Holy Spirit to the disciples.

Day 8 passed. By Day 9, it was getting harder and harder to meet together. Hundreds of thousands of God-fearing Jews and Gentiles were pouring into the city for the annual feast of Pentecost. Pentecost was the celebration of God giving them the Ten Commandments. God's laws were such a great gift to them! They told the people how to love God and love others. It was hard for them to imagine a greater gift.

Every adult Jewish man was to go to Jerusalem for Pentecost and they obeyed. They came flooding in from all over--even many far away places like Africa, Europe and Asia--all to celebrate the great gift of God's Law. Jerusalem burst to the seams with the hundreds of thousands of visitors. So many people in such a small

Story-telling Tips

Ahead of time:

1. Read the Bible verses and story. Pray!
2. Create story cue cards on index cards (or highlight text).
3. Practice telling story dramatically, timing your presentation. Shorten, if necessary to fit your allotted time.
4. Decorate area with story props that help bring your story alive.

During your presentation:

1. Maintain as much eye contact as possible as you tell the story. Point to/use props at important points in the story. Include the kids in your story with a few questions about what they think will happen or words/concepts that might be new to them.
2. Watch the kids for signs that their attention span has been reached. Shorten, if necessary.

space!

Perhaps that is why by Day 10--the Day of Pentecost, itself--the 120 believers did not meet early that morning in the Temple to pray, but in the house called the Cenacle. Perhaps it was simply too difficult to make their way through the crowded streets and into the even more crowded Temple courts.

Whatever the reason, it was there in the Cenacle, that Pentecost morning, that the long-awaited gift of the Holy Spirit came. All of sudden, a sound like the blowing of a strong wind came from heaven and filled the whole house where they were sitting. The disciples saw what seemed to be tongues of fire that separated and came to rest on each of them. All of them were filled with the Holy Spirit and He made them each able to speak in foreign languages—languages they had never learned in school or maybe ever even heard before!

Yes, the gift had come at last! The Holy Spirit had come to dwell inside of them and already was beginning to work changes in their hearts! They were all filled with joy and peace and power from on high. What an amazing gift!

But there was more to this gift that they knew. It wasn't just a gift for THEM. It was for ALL PEOPLE, as they were about to find out. The streets outside the Cenacle had been filled with the noisy bustle of thousands of Pentecost visitors, but when the mighty sound of the Spirit roared from heaven and the 120 believers burst from the house speaking in foreign languages, a curious hush silenced the crowds of people in the streets.

"What is this I hear?" they asked each other. "Do you hear those people? They are speaking OUR language!" said people from Egypt and Africa and Asia and Europe. "But look at them! They aren't from our country. They are from Galilee! How is it that they are speaking our language? What gift is this?" they asked in curiosity.

"Perhaps it's no gift at all, maybe they are drunk from too much wine," laughed one person. Others laughed with him.

Then Peter stood up with the other eleven disciples. He silenced the crowd and spoke: "These men are not drunk, as you suppose. It's only nine in the morning! No, this is the Holy Spirit poured out upon His people, just as God had promised it would happen."

Then Peter shared the good news about Jesus. He told how God had sent His Son Jesus to the world to save His sinful people. How Jesus had lived a perfect life and offered up His life on the cross as the perfect payment for the sins of all who would ever turn and trust in Him.

When the people heard this, they were cut to the heart: "What should we do, they asked?"

Peter gladly told them, "Repent and be baptized, every one of you, in the name of Jesus Christ for the forgiveness of your sins. And you will receive the gift of the Holy Spirit."

Many people in the crowd listened and obeyed. About 3000 of them became followers of Jesus on just that one day! They, too, received the wonderful gift of the Holy Spirit, promised by God.

One, two, three, four, five, six, seven, eight, nine, ten days the disciples had waited and wondered about this wonderful gift, but now they could see what perfect timing God had in giving it to His people on the Day of Pentecost. For now those 3000 believers from all parts of the world would go home and tell others the good news of Jesus. They had come to Jerusalem to celebrate God's great gift of the Law; but they went home with a far greater gift: the gift of faith and the gift of the Holy Spirit living inside their hearts to change them and to give them power to love and live for God, more and more each day.

Many people call this special Day of Pentecost the birthday of the Church. And if you want to know what day that birthday is? It's the seventh Sunday after Easter. And what a celebration we should have on that birthday for the wonderful gift of the Holy Spirit given to God's people! That God would save His sinful people--all who turn from their sins and trust in Jesus as their Savior-- and would give them the gift of a new heart, filled with the Holy Spirit!

Cracking the Case:

It's time to answer our Case Questions.

1. Who were the Watchful Waiters? Who were they watching and waiting for? The first believers in Jesus. They were watching and waiting for the Holy Spirit.

2. When did He come? What did He do? He came on the Day of Pentecost. He came to live in their hearts.

Special Words

Pentecost: A special celebration God commanded the people of Israel to hold every year to remember the receiving of His good laws, the Ten Commandments. Jews from around the world came to Jerusalem to celebrate it.

Something for You and Me

Our Bible Truth is:

The Holy Spirit Lives in God's People

Our Bible Verse is: 1 Corinthians 6:19

"Do you not know that your body is a temple of the Holy Spirit within you, whom you have from God?"

But what about you and me? Could this wonderful gift of the Holy Spirit, given long ago to those first believers be even for us? Yes, it can be.

It is God's promise to all of His people, to all who confess their sins, turn away from sinning, and trust in Jesus as Savior. It is His promise to us, if we do this. And who will come to live in our hearts? Why God's Holy Spirit! There will not be a mighty wind when He comes to live in us. That was to make it clear to the disciples that the Holy Spirit was coming. But nonetheless, He will come and do the same powerful work in our hearts, changing them so that we love God and want to live for Him, more and more each day.

Close in prayer.

Closing ACTS Prayer

A God, we praise You for being so merciful to sinners, that You would make a way through Jesus, for the Holy Spirit to live in our hearts.

C God, we confess that just like the people gathered to hear Peter speak, we are sinners who do not deserve Your Holy Spirit to dwell in our hearts. It is only by faith and forgiveness through Jesus that we can receive Your Holy Spirit.

T God, we thank You for sending the Holy Spirit to dwell inside Your people. How wonderful it is that they can know You in close fellowship inside their hearts!

S God, work in our hearts! Help us to turn away from our sins and trust Jesus as our own Savior. Send the Holy Spirit to live in our hearts, that we might know Your close fellowship in our own hearts.

ACTS PRAYER ACTIVITY

Use this sheet to write down your ACTS Prayer

Instructions:

Use this sheet to help the children apply the Bible Truth into a prayer. You can use the ACTS provided or even better, have the kids think of their own applications. Also have the children add their personal requests to the prayer, too. Lead the children in the prayer or let them pray sections, with your help. Never force a child to pray! Non-readers can participate by you whispering a section of the prayer into their ear and allowing them to pray it aloud for the group.

ADORATION:

God, we praise You for being the Giver of Your Holy Spirit to Your people.

God, we praise You for being.....

Add your own Adorations:

CONFESSION:

God, we confess that our rebellious hearts that do not love or serve You on our own. We need Jesus to be our Savior! We need the Holy Spirit to change our hearts to love You and live for You!

God, we have sinned against You....

Add your own Confessions:

THANKSGIVING:

Thank You, God for changing Your people's hearts to love You by giving them the Holy Spirit inside their hearts.

God, we thank You for...

Add your own Thanksgivings:

SUPPLICATION:

God, work in our hearts, that we might turn away from our sins and trust in Jesus as our Savior. Send Your Holy Spirit to live in our hearts that we might know You and love You more and more.

God, we need Your help...

Add your own Supplication:

SNEAKY SNACK

Can you figure out how this snack ties in with our case?

Snack: Tongues of Fire Overhead

Flames” of Slices of Red Apples with peel still on fanned out around a “Head” of round piece of cheese (use round cookie cutter) with raisin eyes and nose and mouth. (Could substitute Fruit Roll-up for Apple).

This is only a suggestion. Feel free to modify. Be mindful of allergy issues among your children!

Case Tie-in: The disciples watched and waited for over a week, watching for the coming of the Holy Spirit Jesus promised. There was no doubt when He came! God made certain of that! There was the sound like that of a strong wind and something that looked like tongues of fire came and settled over each of their heads. Then the Holy Spirit came and filled their hearts and they rejoiced!

SOUL FOOD

Food for thought during snack time

1. What does the snack have to do with the story?

Choose a few questions from the other activity discussion sheets to talk about during this snack time.

2.

3.

4.

5.

6.

7.

Directions: Read and discuss Bible Truth, using a FEW of the questions. Play game. Feel free to modify the game to fit your children.

The Holy Spirit Lives in God's People

God is one God, but three persons: God the Father, Jesus, the Son of God, and God, the Holy Spirit. Together they have always existed, delighting in wonderful fellowship together and working out the perfect plans of God. This is a wonderful truth, even though it is very hard to understand.

After Jesus died on the cross and rose from the dead, He spent time with His disciples and taught them many things. He told them He would be going back to reign in heaven, but He promised His disciples that He would not leave God's people all alone. He would send the Holy Spirit to live in their hearts and make them new. The Holy Spirit would help them know God and His Word. He would comfort them. He would change their hearts so that they would love and live for Him more and more.

God sent His Holy Spirit to live inside of those first believers, just as Jesus said He would. He worked in their hearts, helping them in all the ways Jesus promised. And since then, God continues to give His Holy Spirit to all of His people--to all who turn away from their sins and trust in Jesus as their Savior. Yes, to each of them, God gives a new heart, filled with His Holy Spirit. He comforts them, gives them wisdom and helps them love Him and live for Him, too! God can do this in our hearts, also!

Understanding the Bible Truth

1. How many Gods are there? *Just one God.*
2. How many persons are there in the one God and who are they? *Three: God, the Father, the Son (Jesus) and the Holy Spirit.*
3. How long has God the Father, Son and Holy Spirit lived together? *Forever.*
4. What has God always delighted in? *His fellowship between Father, Son and Holy Spirit.*
5. What has God always been doing? *Working out His perfect plans.*
6. What did Jesus do after He died on the cross and rose from the dead? *He spent time with His disciples teaching them many things.*
7. Where did Jesus tell His disciples He was going? *Back to heaven.*
8. What did Jesus promise His disciples before He went to heaven? *That He would not leave them all alone.*
9. Who did Jesus promise His disciples He would send to them? *The Holy Spirit.*
10. Where would the Holy Spirit live? *Inside of God's people.*
11. Where inside of God's people does the Holy Spirit live? *In their hearts. Not their physical, beating heart; but the place we call the heart, where our spirit is.*
12. What did Jesus promise His disciples that the Holy Spirit would help them know? *God's Word.*
13. What did Jesus promise the Holy Spirit would do? *Make their hearts new. He would help them know God and His Word. He would comfort them. He would change their hearts so that they would love and live for Him more and more.*
14. Who else, besides those first believers, gets to have the Holy Spirit live in their heart? *All of God's people--all who turn away from their sins and trust in Jesus as their Savior.*
15. How can we have the Holy Spirit live in our heart? *God will give us His Holy Spirit to live in our heart when we turn away from our sins and trust in Jesus as our Savior.*

Bible Verse Connection Question

1. What does our Bible Truth have to do with our **Bible Verse: 1 Corinthians 6:19**: "Do you not know that your body is a temple of the Holy Spirit within you, whom you have from God?"?
God created every person with a body and a special heart, made to know and love God. When we become God's people, God fills that heart with His Holy Spirit. That makes their bodies like a temple--a special place of God's presence-- inside their bodies. What an amazing gift from God that we all can have!

Bible Truth Story Connection Questions

1. What did the Holy Spirit help the disciples do when He came to live inside them that first day?
To tell the gospel to the crowds of people, even those who spoke other languages.
2. Who did the Holy Spirit come and live inside that first day? *The 120 disciples and then the 3000 more who heard the message and believed.*

Life Application Questions

1. Can the Holy Spirit live inside us? *Yes, when we turn from our sins and trust in Jesus as our Savior. God will send the Holy Spirit to live inside our hearts.*
2. How will we know that the Holy Spirit is inside our hearts? *The Holy Spirit rarely comes with wind and tongues of fire, but He always works inside the hearts of every one of God's people. He whispers to our hearts true things about God and He is at work, helping us love and live for God more and more each day.*

ACTS Questions

1. What is something we can praise God for because of this Bible Truth?
Praise God for being the Giver of the Holy Spirit to His people.
2. What are sins we can confess to God because of this Bible Truth?
Confess that we have sinful hearts. We think, do and say things that show we do not love God or others as we should. God's Holy Spirit cannot come and live in our hearts without God working a change in them. We need a Savior!
3. What is something we can thank God for because of this Bible Truth? *Thank God for making a way for the Holy Spirit to live in His people's hearts that they can have wonderful, close fellowship with Him.*
4. What is something we can ask God for because of this Bible Truth?
We can ask God to work in our hearts that we would want to turn away from disobeying Him and trust in this wonderful Jesus as our own Savior. We can ask God to send the Holy Spirit to live in our hearts.

The Gospel

1. What is the good news of Jesus we must believe if the Holy Spirit is to come to live in our hearts? What is the gospel?
God is the good Creator and King of the world. He made people to worship Him and live by His good laws. But we are all sinners who have rebelled against Him. We all deserve death--God's just, eternal punishment for our sins. How terrible! But God has good news for us. In His great mercy, God sent His Son Jesus to earth to save sinners. Yes, Jesus, the perfect Son of God, left His home in heaven and became a man. He lived the perfect life that pleases God. (He's the only one who has ever done that!) He offered it up to God His Father as the perfect sacrifice for sins when He suffered and died on the cross. Then, on the third day, Jesus rose from the dead in victory. He had fully paid for the sins of God's people, so they wouldn't have to! Now all who turn away from their sins and trust in Jesus as their Savior will receive forgiveness of sins and eternal life with God. They will be His very own special people who will know Him and enjoy Him forever. We can be God's people, too, if we turn from our sins and trust in Jesus as our own Savior.

Game: Help the Blind Man

Materials

Blindfold

Cane

Bible Truth Questions

Bag/Bowl

Preparing the Game

1. Choose 20+ questions for your game from the Bible Truth Discussion Questions, or make up your own.
2. Write the Bible Truth questions on small thin strips of paper (or make a photocopy of the Bible Truth Discussion Questions and simply cut them into strips) and put them in the bag/bowl.

Playing the Game

Children form a circle, with "It", a blind man, in the center. The circle moves slowly to the left or to the right at the Blind Man's command. Then, the Blind Man says, "Halt!" Everyone in the circle stands still. The Blind Man then begins walking out towards the circle of children, GENTLY touching his cane out until he touches someone. When he does, the blind man gets to choose a question from the bag for the teacher to read to the class. When they get a correct answer, the blind man gives up his blindfold to the other child who becomes the blind man, while the former blind man joins the circle.

Game continues as number of questions, time, and attention span allow.

Optional TAKING IT TO OTHERS Activity: Quiz Questions

Have the children choose a few of the questions from the game to ask the parents/other children during TAKING IT TO OTHERS time. Help pre-readers by whispering the question in their ear and letting them ask it aloud to the parents/other children. Make sure you read the Bible verse aloud before you ask your questions.

Directions:

1. Write words to song in large print before class.
2. Play the song for the children, helping them follow along on the song sheet.
3. Discuss the song, using a few questions from the discussion sheet. *Don't use them all!*
4. Introduce sign language for key words of your choice from sign language sheet for your song. Use as few or as many as you think the children can learn.
5. Sing and sign the song. Sign language as well as large format lyrics and sheet music are found in the PFI Unit Songbook or online.
6. If desired, play the Song Game.

Optional TAKING IT TO OTHERS Activity: Presenting and Singing the Song

1. Sing and sign the song, encouraging the watching children/parents to join in.
2. Ask the class some of the questions listed below. The Bible Truth Connection Question is particularly good to help them understand how the song ties in with the Bible Truth.

Breathe on Me, Breath of God

Verse 1

Breathe on me, Breath of God,
Fill me with life anew,
That I may love what Thou dost love,
And do what Thou wouldst do.

Verse 2

Breathe on me, Breath of God,
Until my heart is pure,
Until with Thee I will Thy will,
To do and to endure.

Listen to it on PFI ESV Songs 10, Tracks 9,10

Understanding the Song

1. Who is the "Breath of God"? Why? *The Holy Spirit is nicknamed the "Breath of God." Our breath fills our body with the air that it needs to live. The Holy Spirit fills our spirit with Himself so that we can know and love God and have eternal life.*
2. What does it mean to ask the Holy Spirit to breath on us? *To fill our hearts with Himself.*
3. What does it mean for the Holy Spirit to fill us with life anew? *"Life anew" means "new life." The Holy Spirit is the One who comes into our sinful, rebellious hearts, cleanses them of sin and fills them with love for God. This is called "new life" because it is such a big change from living however our sinful hearts want to live. It is being dead in our spirit (not knowing or loving God) and then being made alive in our spirit (knowing and loving God).*
4. How does the singer of the song want the Holy Spirit to help him love? *What God loves.*
5. What does God love? How do we know this? *God loves Himself—Father, Son and Holy Spirit and the glory of His name. He loves all of His good and holy ways. He loves all of His creation, especially people who He made in His image. We know this from the Bible.*
6. What does the singer of the song want the Holy Spirit to help him do? *To do what God would do.*
7. What does God do that the singer wants to do? How do we know this? *God does many things that humans cannot do; but there are some things that God does that humans can at least act like. We can love Him and we can love others. We can bring glory to God's name. We can live by His holy laws. We can hate evil. We know what God wants us to do by reading His Word, especially His laws.*
8. What does it mean to have a pure heart? *One that wants what God wants.*
9. What is a person's will? *The part of them that wants something and chooses to do it.*
10. Whose will does the Holy Spirit help us want to do and to keep doing to the end (endure)? *God's will.*
11. Why do we need help to do God's will? *Whose will do we like to do? We are sinners. We like to do our own will and rebel against God's will.*

Bible Truth Connection Question

1. How does this song relate to our **Bible Truth: The Holy Spirit Lives in God's People**? We are all sinners. We were made to love and obey God, but we have all turned away from that most wonderful of lives. Only God can change us and He can, by His Holy Spirit. The Holy Spirit is nicknamed the "Breath of God." Our breath fills our body with the air that it needs to live. The Holy Spirit fills God's people with Himself so that they can know and love God and have His eternal life. God will send His Holy Spirit to work this way in us when we turn from our sins and trust in Jesus as our Savior. This song is a prayer asking Him to do this.

Story Connection Question

1. How does this song relate to today's story? *The Holy Spirit came to live inside the disciples on the Day of Pentecost. He worked powerfully in them, filling them with life anew. He helped them to love and to do things that God would have them do, even speak to those thousands of people about Jesus, that very day.*

Bible Connection Question

1. What does this hymn have to do with our Bible Verse: **1 Corinthians 6:19**: "Do you not know that your body is a temple of the Holy Spirit within you, whom you have from God?"?

This song is a prayer to God to send the Holy Spirit to live within us, changing us and helping us to worship God in everything we do.

ACTS Questions

1. What is something we can praise God for from this hymn? *Praise God for being the Giver of the Holy Spirit to His people, filling them with "life anew."*

2. What are sins we can confess to God from this hymn? *That many times we do not want to do things God's way. Our hearts are sinful and rebellious left to themselves. We need a Savior! We need the Holy Spirit to change our hearts!*

3. What is something we can thank God for from this hymn? *That even though we cannot change our hearts, He can, through His powerful Holy Spirit.*

4. What is something we can ask God for from this hymn? *That God would work in our hearts that we might turn from our sins and trust Jesus as our Savior. We can ask Him to send the Holy Spirit to come and live in our hearts, changing us and giving us close fellowship with God*

Life Application Questions

1. How can our lives be affected by the message of this song? *We can ask God to send His Holy Spirit to work in our hearts when we turn away from our sins and trust in Jesus as our Savior.. We can ask Him to fill us with life anew, to help us love and to do as He wants us to do.*

Gospel Question

1. What is the good news of Jesus that we must believe if we are to receive God's Holy Spirit in our hearts? What is the gospel?

God is the good Creator and King of the world. He made people to worship Him and live by His good laws. But we are all sinners who've rebelled against Him. We all deserve death--God's just, eternal punishment for our sins. How terrible! But God has good news for us. In His great mercy, God sent His Son, Jesus to earth as a man to save sinners. He lived the perfect life that pleases God. (He's the only one who's ever done that!) He offered it up to God His Father as the perfect sacrifice for sins when He suffered and died on the cross. Then, on the third day, Jesus rose from the dead in victory. He had fully paid for the sins of God's people, so they wouldn't have to! Now all who turn away from their sins and trust in Jesus as their Savior will receive forgiveness of sins and eternal life with God. They will be His very own special people who will know Him and enjoy Him forever. We can be God's people, too, if we turn from our sins and trust in Jesus as our own Savior.

Song Game: Sign It, Say It, What Does It Mean?

Materials

Sign Language signs used in song, particularly choose words with important meanings you want the children to learn, such as "grace", "redeem", etc.

Bag or bowl

Preparing the Game

1. Cut out signs and put in bowl.

Playing the Game

1. Practice the song and signs until the children know them well. Then put all the signs we've learned in this bag/ bowl and mix them up.
2. Ask one of the children to choose a sign, but not show it to anyone...but you, if they need some help.
3. Ask the child to do the sign for the rest of the children and see if the other children can guess which one it is. Do the sign with the child, if desired.
4. When the children guess the sign, ask them the meaning of the word. If no one guesses the sign, put it back in the bowl to be picked again.
5. Choose another child to pick a new sign from the bag and continue.

NOTE: You might want to sing the song after you do each word or couple of words.

Game continues as number of questions, time, and attention span allow.

choose a FEW questions for discussion, then choose the game and/or music activity

Meditation Version: 1 Corinthians 6:19

“Do you not know that your body is a temple of the Holy Spirit within you, whom you have from God?”

Understanding the Bible Verse

1. What is a temple? *A special place where people worship God. A place that is supposed to be holy, set apart and devoted to God.*
2. What part of our bodies did God make to be the temple of His Holy Spirit? *Our hearts. Not the heart that pumps blood through our bodies. But heart that we cannot see, where our spirit is.*
3. What is so special about having the Holy Spirit dwell right inside us, rather than in some temple or place of worship that we might go to? *It means that God's people can always know close fellowship with God. He is always with them, right inside their hearts.*
4. Who is the “you” the verse is talking about? Is it everyone or just a certain group of people? *Paul is the person who wrote these words. He sent them to other believers. These words are written about the bodies of believers being a temple of the Holy Spirit.*
5. Why do believers in Jesus have the Holy Spirit in their bodies, but not other people? *Because the Holy Spirit is a gift received from God to all who repent of their sins and trust in Jesus as their own Savior. If someone has not done this, then they have not received the Holy Spirit to live in their heart.*
6. Who do believers receive the Holy Spirit from? *From God.*

Bible Truth Connection Question

1. What does this verse have to do with the **Bible Truth: The Holy Spirit Lives in God's People?** *God created every person with a body and a special heart, made to know and love God. When we become God's people, God fills that heart with His Holy Spirit. That makes their bodies like a temple--a special place of God's presence-- inside their bodies. What an amazing gift from God that we all can have!*

Story Connection Question

1. How does this verse relate to our story? *Jesus promised that the disciples would receive the Holy Spirit in a few days. They gathered together and eagerly waited for the moment. How wonderful it was when the Holy Spirit came to live inside their bodies! What wonderful, close fellowship they enjoyed with Him! What courage and love He gave them to tell others about Jesus!*

Life Application Questions

1. Can we receive the Holy Spirit from God? How? *Yes, we can. When we turn from our sins and trust in Jesus as our own Savior. God will send Him to live in our hearts, too!*

ACTS Questions

1. What is something we can praise God for from this Bible Verse? *Praise God for being the Giver of His Holy Spirit.*
2. What are sins we can confess to God from this Bible Verse? *That we have all turned away from God. Our hearts are sinful and we do not deserve to have close fellowship with the Holy Spirit in our hearts. We deserve God's punishment! We need a Savior!*
3. What is something we can thank God for from this Bible Verse? *We can thank God for sending Jesus to pay for the sins of His people-- to all who turn away from disobeying God and trust in Jesus as their own Savior—and making the way for the Holy Spirit to come and dwell in their bodies, in their hearts.*
4. What is something we can ask God for from this Bible Verse? *We can ask God to work in our hearts that we would want to turn away from disobeying Him and trust in this wonderful Jesus as our own Savior. We can ask Him to give us the Holy Spirit to live in our bodies, that we might have wonderful, close fellowship with Him.*

The Gospel

1. What is the good news of Jesus that Paul and the other believers believed and that made it possible for the Holy Spirit to come and live in their bodies? What is the gospel?

God is the good Creator and King of the world. He made people to worship Him and live by His good laws. But we are all sinners who have rebelled against Him. We all deserve death--God's just, eternal punishment for our sins. How terrible! But God has good news for us. In His great mercy, God sent His Son Jesus to earth to save sinners. Yes, Jesus, the perfect Son of God, left His home in heaven and became a man. He lived the perfect life that pleases God. (He's the only one who has ever done that!) He offered it up to God His Father as the perfect sacrifice for sins when He suffered and died on the cross. Then, on the third day, Jesus rose from the dead in victory. He had fully paid for the sins of God's people, so they wouldn't have to! Now all who turn away from their sins and trust in Jesus as their Savior will receive forgiveness of sins and eternal life with God. They will be His very own special people who will know Him and enjoy Him forever. We can be God's people, too, if we turn from our sins and trust in Jesus as our own Savior.

Game: Jump for Joy

Materials

Bible verse written up in large print so that all can see
A very long rope or jump rope

Preparing the Game

None.

Learning the Verse

Some or all of your children may be non- or early readers. Teach the verse in sections, having them say it after you. Repeat a few times. Add clapping or other movement as they say it.

Directions

1. If desired, lead the children in a discussion of a **FEW** of the most important questions before beginning game.
2. Explain the game to them as follows:
Have the children form a line. Have two people be the Rope Turners for the jump rope. While the entire group recites the verse, have the children take turns trying to jump through the whole verse without stopping. For children adept at jumping rope, you can even have them try running in and jumping, jumping with a partner, etc. or other variations the children come up with.

Game continues until all children get to jump, or as time and attention span allow.

Optional TAKING IT TO OTHERS Activity: Quiz Questions

Have the children choose a few of the questions from the game to ask the parents/other children during TAKING IT TO OTHERS time. Help pre-readers by whispering the question in their ear and letting them ask it aloud to the parents/other children. Make sure you read the Bible verse aloud before you ask your questions.

Directions:

1. Write words to song in large print before class.
2. Play the song for the children, helping them follow along on the song sheet.
3. Discuss the song, using a few questions from the discussion sheet. *Don't use them all!*
4. Introduce sign language for key words of your choice from sign language sheet for your song. Use as few or as many as you think the children can learn.
5. Sing and sign the song. Sign language as well as large format lyrics and sheet music are found in the PFI Unit Songbook or online.
6. If desired, play the Song Game.

Optional TAKING IT TO OTHERS Activity: Presenting and Singing the Song

1. Sing and sign the song, encouraging the watching children/parents to join in.
2. Ask the class some of the questions listed below. The Bible Truth Connection Question is particularly good to help them understand how the song ties in with the Bible Truth.

A Temple of the Holy Spirit

Do you not know? Do you not know?
 Do you not know, that your body is a temple?
 Do you not know? Do you not know?
 Do you not know, that your body is a temple?
 A temple of the Holy Spirit within you,
 A temple of the Holy Spirit within you,
 Whom you have from God,
 Whom you have from God.
 First Corinthians Chapter Six, verse nineteen.

Listen to it on PFI ESV Songs 10, Track 11

Song Game: Pass the Secret Sign**Materials**

Sign Language signs used in song, particularly choose words with important meanings you want the children to learn, such as "grace", "redeem", etc.

Bag or bowl

Blindfold

Preparing the Game

1. Cut out signs and put in bowl.

Playing the Game

1. Practice the song and signs until the children know them well.
2. Have all the children stand in a tight circle, except one, "It," who will stand in the middle of the circle, blindfolded.
3. Have the children in the circle to put their hands behind their backs. Choose a sign from the bag and hand to a child in the circle, still keeping hands behind their backs, not looking at the sign.
4. When "It" says "Pass the Secret Sign", the children will begin to pass the sign around behind their backs.
5. When "It" says "Stop the Passing!" the child who has the sign freezes with the sign behind his back.
6. The child with the sign brings it around and looks at it. You can help the child practice the sign.
7. Then take the blindfold off of "It", watch the child with the card do the sign, then have "It" guess the name of the sign. (If desired, "It" can ask another child in the circle for help with their guess.)
8. The holder of the sign then becomes "It." Sing the song with all the signs, then repeat.

STORY REVIEW

Directions: Read and discuss Bible Truth, using a FEW of the questions. Play game. Feel free to modify the game to fit your children.

General Story Questions

1. Why did Jesus tell the disciples to wait in Jerusalem? *To receive the Holy Spirit.*

2. Why didn't the disciples know exactly when the Holy Spirit would come?

Jesus didn't tell them exactly what day.

3. Why did the Lord wait until Pentecost to send His Holy Spirit?

So that people from many parts of the world would hear the good news of salvation and receive the gift of the Holy Spirit. They would then go home to their own countries and the gospel would spread more quickly.

4. How many disciples were in the Upper Room when the Holy Spirit came? *120.*

5. What sound did the disciples hear when the Holy Spirit came? *A roaring sound like the wind.*

6. What did they see when the Holy Spirit came? *What seemed like tongues of fire, not tongues of fire.*

7. What languages did the disciples begin to speak in? *Languages of Egypt, Africa, Asia and Europe.*

8. Did the disciples know these languages before they spoke them that day?

If not, then how could they speak in them? They didn't know those languages. The Holy Spirit gave them the gift to tell the good news of Jesus in those other languages.

9. What did the crowds of people think when they heard the noise and heard the disciples?

They thought they were drunk.

10. What did Peter tell them had happened?

That they weren't drunk but that the Holy Spirit had come upon them, just as God had promised would happen.

11. What did Peter tell the crowds to do?

Repent and believe in Jesus that they would be saved and receive the gift of the Holy Spirit, too.

12. How many people were added to the church that day? *Over 3000.*

13. Why was the gift of faith in Jesus and the Holy Spirit such a better gift than the gift of the Law?

The Law shows us how to live and shows us that we are sinners, but it does not save us. The gift of faith in Jesus and the Holy Spirit living in us is the gift of forgiveness of sins, eternal life and God's power at work inside us.

14. When people become Christians today, the Holy Spirit comes to live inside them, but there is no rushing sound like wind nor anything that looks like flames of fire for them to see. Why is this?

When God does something new, He makes it very clear to His People with big signs and wonders. On that Day of Pentecost, He made it clear to everyone that He was doing something new and very important with the signs and wonders of the rushing wind sound and the flames...as well as everyone speaking in all those different languages all at the same time. Now we know about the gift of the Holy Spirit and that He fills our hearts when we trust in Jesus. We don't need the big signs and wonders...but we still know His great power at work inside us.

Bible Truth Connection Questions

1. What does this story have to do with our Bible Truth? *Today's story tells what happened when the disciples received the Holy Spirit, just as Jesus promised they would. It tells how at last God's promises from long ago came true: to put His Holy Spirit inside all believers hearts in a special way, to change them and help them love and obey God more and more..*

Bible Verse Connection Question

1. What does the story have to do with our **Bible Verse: 1 Corinthians 6:19**: "Do you not know that your body is a temple of the Holy Spirit within you, whom you have from God?"?

The disciples received the gift of the Holy Spirit from God. The Holy Spirit came to dwell in body of each believer, inside their hearts, the part of us God made so that we can know and love Him.

Life Application Questions

1. Can we receive the gift of the Holy Spirit, too? How? *Yes. By repenting of our sins and trusting in Jesus as our Savior. God will then give us the Holy Spirit to live in our hearts.*

ACTS Questions

1. What is something we can praise God for being that we learned in our story?

Praise God for being so merciful to sinners, that He would make a way through Jesus, for the Holy Spirit to live in our hearts.

2. What is something we can confess as sin that we learned in our story?

Confess that just like the people gathered to hear Peter speak, we are sinners who do not deserve God's Holy Spirit to dwell in our hearts. It is only by faith and forgiveness through Jesus that we can receive God's Holy Spirit.

3. What is something we can thank God for that we learned in our story?

We can thank God sending the Holy Spirit to dwell inside His people. They can know Him in close fellowship inside their hearts!

4. What is something we can ask God for that we learned in our story?

We can ask God to work in our hearts, helping us to turn away from our sins and trust Jesus as our own Savior. We can ask Him to send the Holy Spirit to live in our hearts, that we might know His close fellowship in our own hearts.

The Gospel

1. What must we do to receive God's Holy Spirit? *Turn from our sins and believe in the good news of Jesus!*

2. What is this message of good news, we call the gospel?

God is the good Creator and King of the world. He made people to worship Him and live by His good laws. But we are all sinners who have rebelled against Him. We all deserve death--God's just, eternal punishment for our sins. How terrible! But God has good news for us. In His great mercy, God sent His Son Jesus to earth to save sinners. Yes, Jesus, the perfect Son of God, left His home in heaven and became a man. He lived the perfect life that pleases God. (He's the only one who has ever done that!) He offered it up to God His Father as the perfect sacrifice for sins when He suffered and died on the cross. Then, on the third day, Jesus rose from the dead in victory. He had fully paid for the sins of God's people, so they wouldn't have to! Now all who turn away from their sins and trust in Jesus as their Savior will receive forgiveness of sins and eternal life with God. They will be His very own special people who will know Him and enjoy Him forever. We can be God's people, too, if we turn from our sins and trust in Jesus as our own Savior.

Game: Spin the Light

Materials

Flashlight
Paper and Marker
Story Review Questions

Preparing the Game

1. Choose 20+ questions for your game from the Story Review Discussion Questions, or make up your own.

Playing the Game

Divide the children into two teams. Have them sit in a close circle, alternating Team A and Team B players. Have the children sit in a circle. Put the light in the middle of the circle. Spin the light. Whoever the light points to, answers the question. If it points to a Team A player and he gets it right on his own, it is worth 2 points for his team. If he needs help from another team member, then it is worth 1 point. The question goes to the Team B player on his right for a possible 1 point if the Team A player fails to answer correctly.

Game continues until all children get to toss the Frisbee, or as number of questions, time, and attention span allow.

Non-competitive Option

Don't split into teams. Have the children sit in a circle and spin the light, asking whoever it points to a question. If desired, you can let each child choose another child to help them answer the question.

Optional TAKING IT TO OTHERS Activity: Quiz Questions

Have the children choose a few of the questions from the game to ask the parents/other children during TAKING IT TO OTHERS time. Help pre-readers by whispering the question in their ear and letting them ask it aloud to the parents/other children.

CASE REPLAY ACTIVITIES

Use this guide to review the Case Story and act it out for others to enjoy!

CASE REPLAY, JR: YOUNGEST CHILDREN

Description: The children will act out the story together, everyone doing the same action/sound effect at the same time. This activity is most suitable for kindergarteners.

Materials

The Case RePlay, Jr. script for younger children

Preparation

1. Read through the script and write in the blanks along the side possible actions/sound effects the children could do to act it out.

Instructions

1. Tell the children that they will be re-enacting the story together as you tell it.
2. As you read the script, lead the children in actions/sound effects to do with you.
3. If desired, you can read the script and stop at certain sentences and ask them what a good action/sound effect would be to act out what you just read.
4. Repeat the re-enactment one or two times more.

CASE REPLAY, SR: OLDER CHILDREN

Description: The children act out the story as a three-scene play. You will narrate it using the Case RePlay, Sr. script and they will act it out (no spoken words, for the most part), with each child assuming a different character's role. This activity is most suitable for first grade and up. You will review the story, then practice it a few times before performing it for others.

Materials

The Case RePlay, Sr. script
White board or other large format paper
Costumes and props

Preparation

1. Prepare for the play by choosing costumes and props for each character in the story. Decorate the area with any scenery props.
2. Write the words "Beginning," "Middle," "End" on a large piece of paper/whiteboard with plenty of space under each heading. You will use this paper to help the children think about the story as a three-scene play, as it is presented in the script.

Instructions

1. Tell the children that they will get to act out the story as a three-scene play, with a beginning, middle and end section. Tell them that before they can act it out, they need to think it out. as you narrate it with your script.
2. Take the children's answers as they recount the story, helping them put key incidents in the right order.
3. If desired, when they have filled in their Beginning, Middle, End, read through your whole (real) script, so they hear exactly what you will have them act out.
4. Then tell the children that it's time to practice acting out the story.
5. Assign parts to each child. If you are using costumes, do NOT give them out at this point. They will be a distraction.
6. Have all the children sit on the floor or in chairs on one side of the "stage," then call the characters up in place as their part in the story comes.
7. As you read the script, guide the children in where you want them to move or do to act it out.
8. After going through the whole script once, give out any costumes and props and act out the script once or twice more.

Optional TAKING IT TO OTHERS Activity: Re-enacting the Story

Read the script as the children act out together (younger) or assuming different roles (older) as the other children or the parents watch.

CASE REPLAY, JR--YOUNGER KIDS (KINDERGARTEN) P.2

“Welcome to our play. The name of our story is called: The Case of the Watchful Waiters.

This is a New Testament story. It took place not long after Jesus rose from the dead and went to heaven.

And now we present: “The Case of the Watchful Waiters.”

Scene 1:

Jesus told His disciples that when He went to heaven, He would not leave them alone. God was sending His Holy Spirit live inside them to be their helper. They were to watch and wait in Jerusalem for this great gift. So, the disciples went to Jerusalem. They did not know when they would get He would come. They only knew it would be soon. So they kept on watching and waiting and praying, all together, in the Temple and in the upper room of the Cenacle.

Actions:

Scene 2:

For nine days, they kept watching and waiting. Thousands and thousands of people from all over poured into Jerusalem to celebrate Pentecost-- the yearly celebration remembering God giving His Word to His people. At last, on the Day of Pentecost, the Holy Spirit came down from heaven in what sounded like a mighty wind and with what looked like flames of fire that rested on the heads of all one hundred twenty of Jesus’ disciples. They were filled with the Holy Spirit and began speaking in the languages of the different peoples who had come to Jerusalem for Pentecost, telling them all about Jesus.

Scene 3:

This was an amazing sight! Everyone wondered what had happened. Some people thought the disciples were drunk and that’s why they were acting so differently. But Peter and the disciples stood up and explained to the huge gathered crowd what was really going on. They weren’t drunk at all! This was the gift of the Holy Spirit coming to live in the hearts of God’s people as God had promised long ago in His Word. They shared the good news of salvation through Jesus. As the people listened, the Holy Spirit worked in their hearts, helping them believe. They asked what should they do. “Repent of your sins and be baptized!” Peter told them. Then they, too, would be saved from their sins and would receive the Holy Spirit. About three thousand did just that. They were baptized and received the Holy Spirit, too. What a wonderful gift the people of God received that day!

Bible Truth Tie-In:

The Bible Truth we are learning is: **The Holy Spirit Lives in God’s People.** This is the wonderful story of the day when the Holy Spirit came to live in the hearts of God’s people in a way like He never had before.

CASE REPLAY, SR--OLDER KIDS (1ST GRADE AND UP) P.3

"Welcome to our play. The name of our story is called: The Case of the Watchful Waiters.

This is a New Testament story. It took place not long after Jesus rose from the dead and went to heaven.

The characters in our story are: Jesus, Jesus' close disciples (especially Peter) and other disciples (120); Jews from different countries; people of Jerusalem; 3000 new believers.

And now we present: "The Case of the Watchful Waiters."

Scene 1: (Beginning)

Jesus told His disciples that when He went to heaven, He would not leave them alone. God was sending His Holy Spirit live inside them to be their helper. They were to watch and wait in Jerusalem for this great gift. So, the disciples went to Jerusalem. They did not know when they would get He would come. They only knew it would be soon. So they kept on watching and waiting and praying, all together, in the Temple and in the upper room of the Cenacle.

Scene 2: (Middle)

For nine days, they kept watching and waiting. Thousands and thousands of people from all over poured into Jerusalem to celebrate Pentecost-- the yearly celebration remembering God giving His Word to His people. At last, on the Day of Pentecost, the Holy Spirit came down from heaven in what sounded like a mighty wind and with what looked like flames of fire that rested on the heads of all one hundred twenty of Jesus' disciples. They were filled with the Holy Spirit and began speaking in the languages of the different peoples who had come to Jerusalem for Pentecost, telling them all about Jesus.

Scene 3: (End)

This was an amazing sight! Everyone wondered what had happened. Some people thought the disciples were drunk and that's why they were acting so differently. But Peter and the disciples stood up and explained to the huge gathered crowd what was really going on. They weren't drunk at all! This was the gift of the Holy Spirit coming to live in the hearts of God's people as God had promised long ago in His Word. They shared the good news of salvation through Jesus. As the people listened, the Holy Spirit worked in their hearts, helping them believe. They asked what should they do. "Repent of your sins and be baptized!" Peter told them. Then they, too, would be saved from their sins and would receive the Holy Spirit. About three thousand did just that. They were baptized and received the Holy Spirit, too. What a wonderful gift the people of God received that day!

Bible Truth Tie-In:

The Bible Truth we are learning is: **The Holy Spirit Lives in God's People.** This is the wonderful story of the day when the Holy Spirit came to live in the hearts of God's people in a way like He never had before.

Something Like Flames of Fire

Description:

Children will make the head of a disciple with flames of "fire" resting on his head, using a gallon water/milk jug.

Materials

Empty plastic gallon water/milk jug, one per child
 White cardstock
 Sticky back (or regular) Felt or paper in brown, black, red
 Red, orange and yellow sheets of construction paper.
 Craft glue
 Markers
 Scissors

Preparing the Craft


1. Make copies of Patterns #1-6 out of paper or felt, as many as are specified on each template.
2. Turn the milk jug upside down with the handle facing you. The handle is the nose and eyebrows of the man, the eyes will be made in the space on either side of the handle. Cut out the flame shapes.

Making the Craft

1. Show the children your sample of the craft.
2. Have the children color the eyes of their man. Glue eyes in place.
3. Have the children glue the small brown felt/paper circles to the Mud Template (or can color them.)
4. Have the children glue the hair, beard, mustache, lips, eyebrows onto their man.
5. Glue the three different flame shapes together, making three tri-colored flames.
6. Glue the flames onto the head.

Optional TAKING IT TO OTHERS Activity: Craft Presentation

If you are presenting the craft to other children or parents the children can hold up their crafts (or your model craft) and read their Bible Truth Connection answers to explain the importance of the craft.



CASE CRAFT**Discussion Guide****Instructions:**

As the children are settled into making their craft, ask them these questions to help them understand the craft's significance. Use the answers provided to guide the children's answers.

Discussion Questions

1. Where were the disciples to go to wait for the Holy Spirit to come? *Jerusalem.*
2. What happened when the Holy Spirit came?
There was a great, roaring wind and something like flames of fire rested on their heads.
3. Why did God send the Holy Spirit with these amazing signs?
As clear signs that at last He was giving them the wonderful gift of the Holy Spirit who would live inside them and help them.
4. What is the Bible Truth that we are learning?
The Holy Spirit Lives in God's People.
5. What does our craft have to do with our Bible Truth: The Holy Spirit Lives in God's People?
The flames of fire made it clear to the disciples that God was doing something amazing. This was the first time the Holy Spirit had ever come to live inside God's People in this new and special way.
6. What can this craft help us remember?
God gives His people His Holy Spirit to live in their heart. What an amazing and wonderful gift He is! We can have this gift, too, when we turn from our sins and trust in Jesus as our Savior.

TAKING IT TO OTHERS**Craft Presentation****Instructions:**

Have children hold up your model craft/their crafts. Choose five children (or you say) the five sections below to explain the craft's importance.

Presentation:

1. Our craft is: Something Like Flames of Fire.
2. In the Cenacle in Jerusalem, the Lord sent the Holy Spirit to come live inside the disciples. He sent Him with a great, roaring wind and something like flames of fire resting on their heads as clear signs that at last He was giving them the wonderful gift of the Holy Spirit. He would come and live inside of them and help them.
3. Our Bible Truth is: The Holy Spirit Lives in God's People.
4. The Holy Spirit Lives in God's People?
The flames of fire made it clear to the disciples that God was doing something amazing. This was the first time the Holy Spirit had ever come to live inside God's People in this new and special way.
5. Our craft can help us remember that God gives His people His Holy Spirit to live in their heart. What an amazing and wonderful gift He is! We can have this gift, too, when we turn from our sins and trust in Jesus as our Savior.

Note: Even non-readers can participate in presenting the craft, if you will whisper what they are to say in their ear and let them say it aloud for the others to hear.

Craft Pattern #1
Coin bag pattern

Yellow Flame Pattern 1A
Cut three or four per child
Out of construction paper



Orange Flame Pattern 1B
Cut three or four per child
Out of construction paper

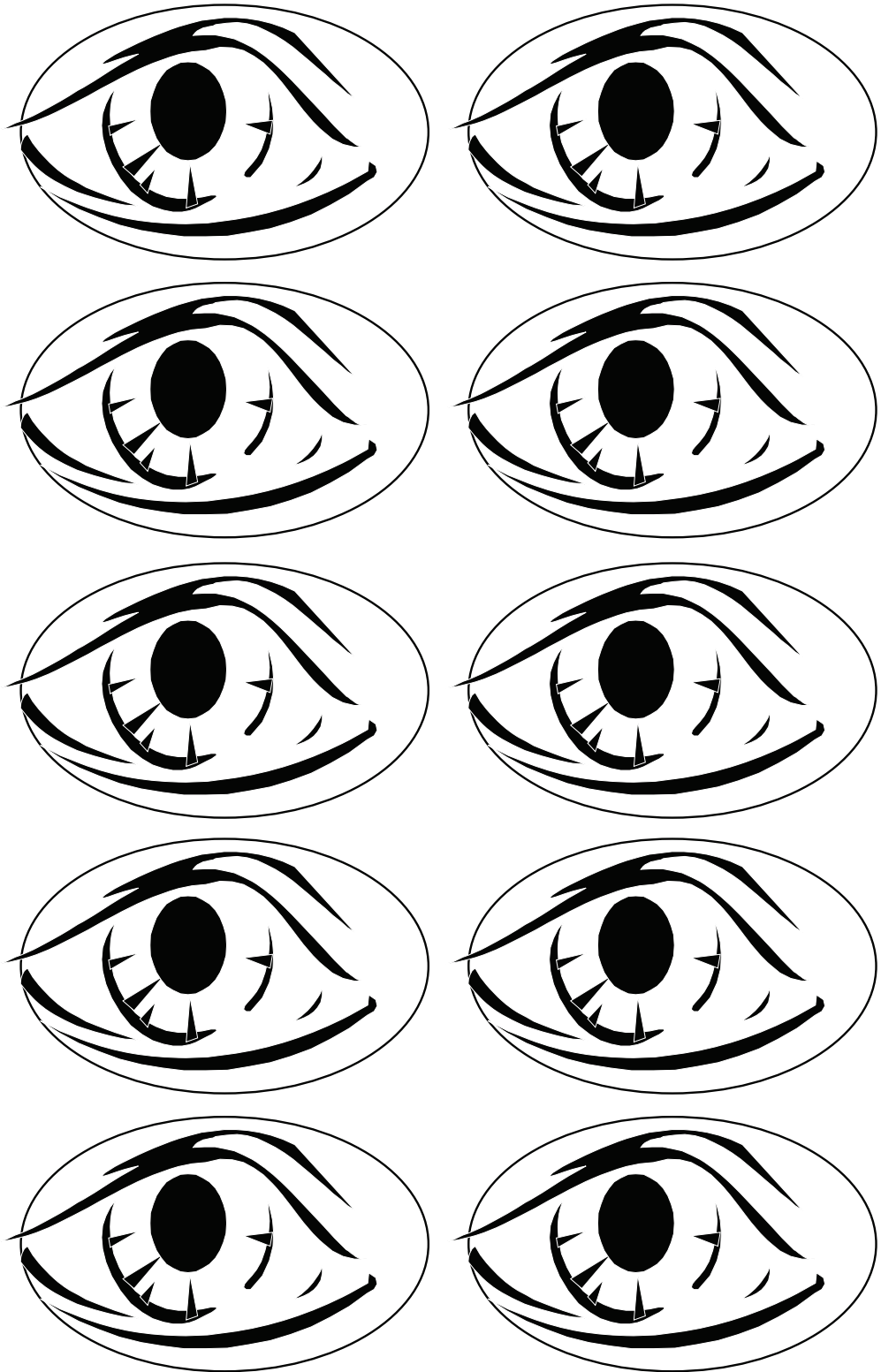


Red Flame Pattern 1C
Cut three or four per child
Out of construction paper




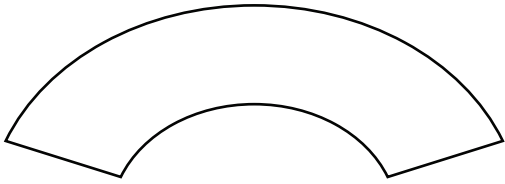
Template #1 Flame shapes... use each shape to cut out the three different color flames. Cut out three or four sets per child

Craft Pattern #2 Eyes

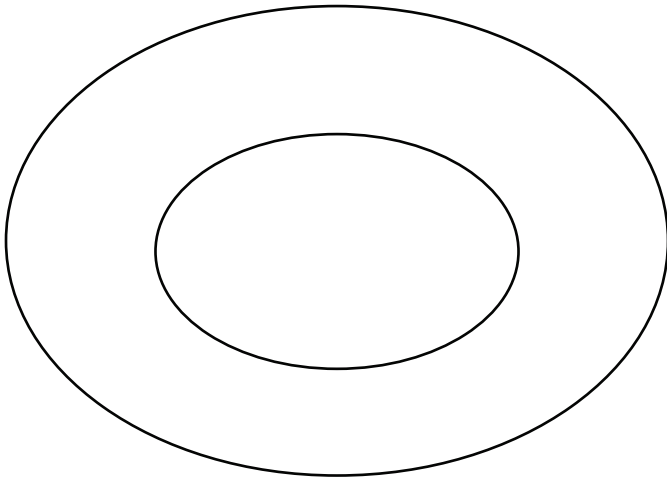


Craft Pattern #3
Hair Template

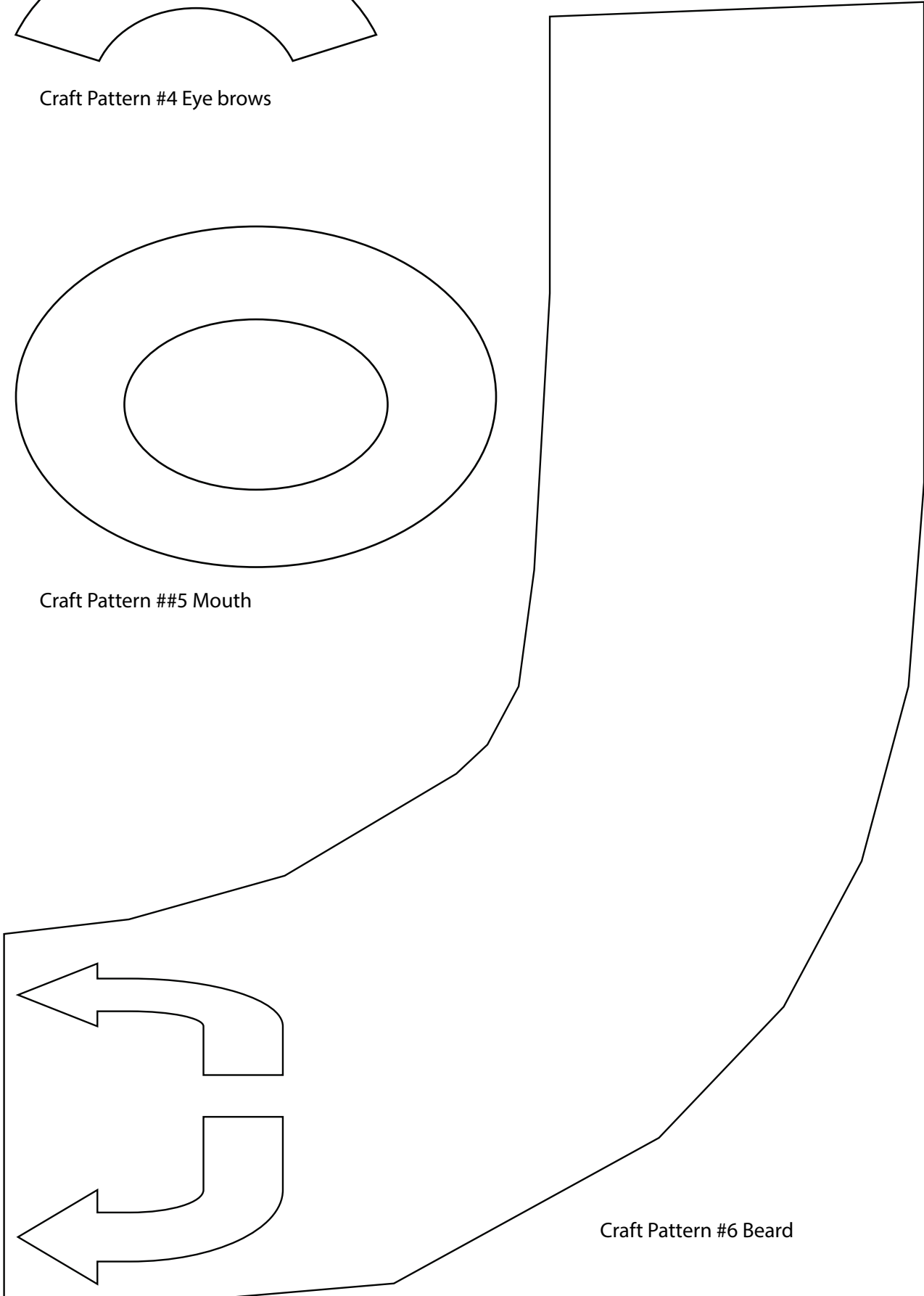




Craft Pattern #4 Eye brows



Craft Pattern #5 Mouth



Craft Pattern #6 Beard

BEFORE CLASS:**1. PICK YOUR PERSON**

VIPPs can be anyone in your church! Typically, they fall into 6 categories: Church staff, Elders, Deacons/deaconesses, Special Volunteers (people who aren't paid, but spend a lot of time helping out in particular ways), Supported Workers (aka missionaries), and Church Members.

2. GATHER YOUR FACTS

Use the VIPP Information Sheet to write down the facts about your VIPP. The information on this worksheet is used in the VIPP activities, listed in the "Choose an Activity" section below.

DURING THE ACTIVITY:**1. INTRODUCE YOUR VIPP**

Introduce your VIPP to the children, using the VIPP Information Sheet. Fill in a set of VIPP Clue Cards with the information for your VIPP. If desired, you can even have the actual person come into class for the children to meet.

Need help describing what someone does for the church in a kid-friendly way? Check out the list of common VIPPs on the Praise Factory website in the PFI resources. There are lots of kid-friendly descriptions for common VIPP's, such as pastors, elders, deacons and a lot more.

2. PRAY!

Lead the children in praying for the VIPP. Ask the children if they would like to pray for one of the VIPPs prayer requests. Even non-readers can pray for the VIPP if you whisper the prayer request in their ear, then let them say it aloud. Never force a child to pray!

3. CHOOSE AN ACTIVITY

There are two activities you can use to help the children learn about the VIPP:

VIPP Clue Cards: These are nine coloring sheets in which children fill in the nine things they learn about the VIPP from the VIPP Information Sheet. Photocopy a set of each child. Use as few or as many of these Clue Cards as you desire.

VIPP Game: This is a game that uses a set of Clue Cards for one or two VIPPs.

Choose a VIPP and fill in his/her information on the VIPP Information Sheet. Fill in a set of VIPP Clue Cards with the information for your VIPP. Tell the children about the VIPP, having them fill in the VIPP Clue Cards with the key facts as they learn them. Write any words the children need to write on a white-board or other piece of paper so they can see how to spell them. Help younger children write these words on their clue cards. Ideas for how to tell the children about many common VIPPs are listed at praisefactory.org with the resources for this Bible Truth.

Optional TAKING IT TO OTHERS Activity: Introduce and Pray for the VIPP

If you are presenting the VIPP to other children or parents you can assign children to hold up the 10 clue cards and say what each card tells about the VIPP. (Or, you can have the children hold them up as you tell what each one means.) Then lead the children in praying for the VIPP.

Game: Hit the Wall

Materials

Information Sheet for one VIPP

2 Set of Clue Cards

8 8.5" x 11" Manilla Envelopes

Nerf Ball or other soft ball for indoor use

Preparing the Game

1. Fill in one set of clue sheets for the VIPP you are using.
2. Tape the other (blank) set of Clue Cards to the outside of the manilla envelopes.
3. Put the filled-in clue cards in the corresponding envelope.
4. Tape the envelopes to the wall.

Playing the Game

Reveal: Tell the children about the VIPP, showing them your filled-in clue cards as you tell about them.

Review: Have the children take turns trying to hit an envelope with the ball. The teacher (or the child) tells the Clue Card category. The other children try to remember what the VIPP's answer was. Open it up and see if they got it right. If they did, the Clue Card is retired. If not, it can be added back into the Clue Cards to be aimed at.

VIPP INFORMATION SHEET

VIPP NAME:

WHAT VIPP LOOKS LIKE

Man or Woman? _____

Hair color? _____

Eye color? _____

FAVORITE ANIMAL

FAVORITE FOOD

FAVORITE FREE TIME ACTIVITY

WHAT VIPP DOES DURING WEEK

VIPP GROUP OF SERVICE:

Church Member

Deacon

Elder

Church Staff

Special Volunteer

Supported Worker
(Missionary)

3 WAYS VIPP SERVES CHURCH

3 WAYS TO PRAY FOR THE VIPP

BIBLE TRUTH 1, LESSON 2: PLANNER/OVERVIEW

GETTING STARTED: Welcome and Opening Songs (*introduce unit and get kids moving with these songs*)

Welcome to Praise Factory: PFI: Praise Factory Investigators Theme Song *PFI ESV Songs 10, Track 1*

Rules to Help Us Worship God and Love One Another: WoGoLOA Classroom Rules Song
PFI ESV Songs 10, Track 2

Big Question Under Investigation: Big Question 10 Songs *PFI ESV Songs 10, Tracks 3,4*

Big Question Bible Verse: Ezekiel 36:26 Song: *PFI ESV Songs 10, Track 5*

Extra Bible Verse: Ezekiel 36:26, ESV Song: A New Heart PFI ESV Songs 10, Track 6

Extra Bible Verse: Ezekiel 36:26, ESV Song: Within You PFI ESV Songs 10, Track 7

Extra Bible Verse: Ezekiel 36:25-27, ESV Song: You Shall Be Clean PFI ESV Songs 10, Track 8

DIGGING DEEP DOWN: Key Concept and Story (*introduce the Bible Truth and tell the related story*)

Bible Truth 1: The Holy Spirit Lives in God's People

Bible Truth Hymn: Breathe on Me, Breath of God, vs.1,2 *PFI ESV Songs 10, Tracks 9,10*

Bible Verse: 1 Corinthians 6:19

Bible Verse Song: A Temple of the Holy Spirit *PFI ESV Songs 10, Track 11*

Extra Bible Verse Song: Do You Not Know: 1 Corinthians 6:19 PFI ESV Songs 10, Track 12

Extra Bible Verse Song: I Will Ask the Father: John 14:16-17, ESV PFI ESV Songs 10, Track 13

Extra Bible Verse Song: Which Father Among You: Luke 11:11-13 PFI ESV Songs 10, Track 14

Lesson 2 Story of the Saints: The Case of the Unbelievable Boldness

TAKING ACTION: Response Activities (*choose from among these activities*)

Snack and Discussion Planner: Fish, Snakes, Mud and Jungle

ACTS Prayer: Prayer Sheet

Bible Truth Review: Discussion Questions and Game: Squirrel and Nut

Bible Truth Hymn: Breathe on Me, Breath of God, vs.1,2 *PFI ESV Songs 10, Tracks 9,10*

Song, Sign Language and Song Game: Mimic Me! **PFI ESV Songs 10 BOOK or ONLINE**

Bible Verse Review: 1 Corinthians 6:19 Discussion Sheet and Game: Protectors

Bible Verse Song: A Temple of the Holy Spirit : 1 Corinthians 6:19 *PFI ESV Songs 10, Track 11*

Song, Sign Language and Song Game: Word Take Away **PFI ESV Songs 10 BOOK or ONLINE**

Story Review: Discussion Questions and Game: Stepping Stones

Case Replay, Jr: Drama Activity for Youngest Children (children do same story actions together)

Case Replay, Sr: Drama Activity for Most Children (children re-tell story with individual parts)

Craft: The Wooden Bee

VIPP (Very Important Prayer Person) Prayer Time: Coloring Sheets (Back of Book) and Game: Beanbag Toss In

TAKING IT HOME: Take Home Sheet for Review and Family Devotions

PFI Pronto: Bible Truth 1, Lesson 2 **PFI ESV Prontos 10 BOOK or ONLINE**

The Case of the Unbelievable Boldness

by Con-

Our story is called:**The Case of the Unbelievable Boldness.****As you listen to the story, see if you can figure out:**

1. Who had Unbelievable Boldness? What did that boldness give them courage to do?
2. Where did the boldness come from? What did the boldness show others?

This story does not take place in Bible times. It starts out in 1945 in the United States.

Two young men stood slightly crouched, face to face. As the whistle blew, they leap at each other with all their strength. On and on they fought, sweat covering their bodies. At last one young man, the one with brown hair, flung his opponent to the ground. A roar went up from the crowd of hundreds watching them. That brown-haired young man, named Jim Elliot, was their school's champion wrestler and he was starting to get the better of his opponent!

But the contest wasn't over. Jim still had to get his opponent over on his back and pin his shoulders to the mat. Jim flung himself on top of the other man. The man underneath twisted his shoulders this way and that, trying to avoid contact with the mat under him. Jim pushed on and on, until at last the other man was forced to let both of his shoulders touch at once. A loud whistle blew and the referee announced Jim the champion. Everyone cheered!

Jim Elliot was Wheaton College's star wrestler; but he was a lot more than that. He was handsome, smart, very popular, a hard worker and a great student. He even had a wonderful girl named Elizabeth that he loved. With all of that going for him, Jim could have done anything he wanted to after college. But Jim did not want to do just anything. Jim wanted to leave everything behind—even that wonderful girl, if he had to—and go to a wild, unexplored part of Ecuador to find the fierce Auca Indians and tell them about Jesus.

The real name of the Aucas was the "Huarani," which means "people," but the other tribes called them "Aucas," which means "savage." No one wanted anything to do with the Aucas, not even the Jivaros, the head-hunting tribe that lived near them. They were such vicious people that they killed all strangers at first sight. They

were even quick to kill each other. Every Auca expected to die one day—at the hands of another Auca!

Aucas lived very simple lives. They had no electricity, only fire. They had few -- if any-- metal tools or weapons. They wore almost no clothes. They gathered roots and berries, they speared fish and killed monkeys with their poisonous blow-darts. They traveled down the rivers of Ecuador in long dugout canoes.

There were only a tiny number of Aucas-- only about 500 in all. No one knew exactly where their villages were; and, because they were such vicious people, no one had really wanted to know. No one, that is, until Jim Elliot. But WHY would he want to do that? Because Jim Elliot was a Christian.

The Holy Spirit lived inside Jim's heart. He helped Jim love God most of all and He placed in Jim's heart a love for the Aucas that made him want to tell the Aucas about Jesus, even more than be a famous wrestler or rich, successful businessman, or even marry Elizabeth, the wonderful girl he loved.

When Jim finished school, he went to Ecuador to seek out the Aucas. Jim knew it would be very hard to find the Aucas. After all, they lived hidden somewhere deep in the wilds of the Ecuador's huge rain-forest. But as it turned out, it was even harder than Jim or the other men traveling with him had thought. They had to tramp through mud up to their knees, swatting mosquitoes with one hand and swinging a machete with the other to cut a trail through the thick jungle growth. They were always on the look out for poisonous snakes and other dangerous animals. It would be easy to want to give up and go home, but Jim and the others kept going. Why did they do that? Because the Holy Spirit lived deep inside their hearts, giving them strength to keep going

Story-telling Tips

Ahead of time:

1. Read the Bible verses and story. Pray!
2. Create story cue cards on index cards (or highlight text).
3. Practice telling story dramatically, timing your presentation. Shorten, if necessary to fit your allotted time.
4. Decorate area with story props that help bring your story alive.

During your presentation:

1. Maintain as much eye contact as possible as you tell the story. Point to/use props at important points in the story. Include the kids in your story with a few questions about what they think will happen or words/concepts that might be new to them.
2. Watch the kids for signs that their attention span has been reached. Shorten, if necessary.

and even risk their lives to tell others about Jesus.

Deep, deep, deeper into the rain-forest they went until at last they came to Quito, a village of Quechua Indians. The Quechua were the Indians who lived closest to the Aucas. Jim would help the missionaries working there and try to find out more about the Aucas, too. Work was hard and lonely. How glad Jim was when Elizabeth, the wonderful girl he loved and other people joined him in Quito! Together they helped the Quechuas and searched for the Aucas.

Finally one day, Nate Saint and Ed McCully, two of the men who worked with Jim Elliot, spotted a tiny clearing with little huts of wood and banana leaves while soaring over the jungle in their little plane. They had found the Aucas at last! Jim and the others were so excited. Now they could try to reach the Aucas!

Trip after trip Nate Saint and the others worked to make to the clearing they called Palm Beach. They dropped buckets of presents for the Aucas: cooking pots, machetes and other things the Aucas could use. Over a loud speaker, they would yell, "We are your friends. We want to meet you!" The Aucas filled the buckets with gifts for the men in the "wooden bee", as they called the airplane: parrots, peanuts, and best of all, smoked monkey tail. Yum? Crowds of Aucas now would wait and watch for the airplane to return with its treasures.

At last Jim and the other men decided that it was time to meet the Aucas face to face. Nate Saint landed the plane on Palm Beach. The men got out and set up camp near the plane on the sandy beach. Each night the men radioed back to the women what happened that day. Tuesday, Wednesday, Thursday, Friday, Saturday. Each night the men radioed back to the women what happened that day. The women were excited to hear the latest news: they had seen a few Aucas, but no one would come up and talk to them. That was all. They were hopeful, but would need to be patient.

Sunday, the sixth night, came. The woman gathered around the radio again. But tonight, no one signaled them. Monday came. Still no word. Had something happened to the men? A search plane was sent out to Palm Beach to find out. Not long after it set out, it brought back the sad news: there had been a surprise

attack of Aucas and Jim and all the other men with him had been killed!

The women and children wept. They had lost their husbands, brothers and fathers! Yet hadn't they been warned?! The Aucas were vicious. They killed all strangers. What had they expected?! The men were buried right on Palm Beach. The women and children went home to the United States.

What that the end of the story? The end of trying to reach the Aucas? No, it was not! Only two years later, Jim's wife, Elizabeth, his little two year old daughter, Valerie, and Nate Saint's sister, Rachel, were back to try to reach the Aucas themselves! Can you imagine? What would make them do that? There was only one answer: the Holy Spirit living inside them! He gave them the strength to forgive the Aucas for killing their men. He filled them with love for the Aucas, and a strong desire for them to know about Jesus.

The women met a young Auca woman, named Dayuma, who had run away from an Auca village. A man who was angry with her father, killed him and was trying to kill her, too. Dayuma knew that she must never return to the village if she wanted to stay alive. Men would be waiting to kill her. Elizabeth and Rachel took care of Dayuma and loved her. Dayuma helped them to learn her language and when they told her about Jesus, she became a Christian.

Now the Holy Spirit started working in Dayuma's heart. Even though she was very scared that she might be killed, she wanted more than anything else to tell her people about Jesus. The Holy Spirit gave her great courage and love for her people. She knew He would give her the strength she needed.

Dayuma bravely left Elizabeth and Rachel and headed into the jungle to her village. The women waited day after day for Dayuma to return. Finally after two weeks she came back. Her people had not killed her. They had listened to the good news of Jesus and wanted Elizabeth, Valerie and Rachel to come live with them to tell them more!

But would they really go with Dayuma? What if the Aucas were just planning another surprise attack? Could they really be trusted? The Holy Spirit living inside of Elizabeth and Rachel gave them strength. They went to

live with the Aucas and it was not long until many of them came to know the Lord-- including the very man who had lead the attack on Jim Elliot and the others! As the Holy Spirit worked in their hearts, many of the Aucas turned away from their hateful, killing ways and loved God and each other. How powerful is the Holy Spirit's work inside His people!

Cracking the Case:

It's time to answer our Case Questions.

1. Who had Unbelievable Boldness? What did that boldness give them courage to do?

Jim Eliot, and the men; Jim's wife Elizabeth and the other wives; and Dayuma. To try to tell the Aucas about Jesus, even though they would probably be killed.

2. Where did the boldness come from? What did the boldness show others? The Holy Spirit living in their hearts gave them courage to do what God wanted them to do, even though it might cost them their lives. God used their boldness to help the Aucas believe that the good news of Jesus was really true.

Our Bible Truth is:

The Holy Spirit Lives in God's People

Our Bible Verse is: 1 Corinthians 6:19

"Do you not know that your body is a temple of the Holy Spirit within you, whom you have from God?"

But what about you and me? God did mighty things through His Holy Spirit in all these people, but can He do something mighty in us? Yes, He can!

Yes! Jesus promises that He will through the Holy Spirit living deep inside. Yes, if we are His people. Those who confess our sins to God and trust Jesus as our Savior, then He will fill US with His Holy Spirit, too. He can give us strength to do mighty things for Him.

Let's praise God who sends His Holy Spirit to live in His people. Let's pray that He would make us His people and fill us with His Holy Spirit and give us the strength and courage to do even great things for Him.

Close in prayer.

Closing ACTS Prayer

A God, we praise You for Your powerful Holy Spirit that could even give Elizabeth and the other women love and courage to go to the Aucas to tell them about Jesus.

C God, we confess that just like the Aucas, we are sinners. We have disobeyed You in how we live and how we treat others. We need a Savior!

T God, we thank You for loving the Aucas, even though they had done such terrible things. It was You who sent His Holy Spirit to work in the hearts of Jim Eliot and the others to risk their lives to tell them the gospel.

S God, work in our hearts. Help us to turn away from our sins and trust Jesus as our own Savior. Send Your Holy Spirit to live in our hearts, that we might know Your close fellowship in our own hearts. Give us love and courage to tell others about Jesus.

Special Words:

Rain Forest: A very big, tall, thick forest filled with lots of different plants and animals, usually in areas that has very heavy rainfall the whole year.

ACTS PRAYER ACTIVITY

Use this sheet to write down your ACTS Prayer

Instructions:

Use this sheet to help the children apply the Bible Truth into a prayer. You can use the ACTS provided or even better, have the kids think of their own applications. Also have the children add their personal requests to the prayer, too. Lead the children in the prayer or let them pray sections, with your help. Never force a child to pray! Non-readers can participate by you whispering a section of the prayer into their ear and allowing them to pray it aloud for the group.

ADORATION:

God, we praise You for being the Giver of Your Holy Spirit to Your people.

God, we praise You for being.....

Add your own Adorations:

CONFESSION:

God, we confess that our rebellious hearts that do not love or serve You on our own. We need Jesus to be our Savior! We need the Holy Spirit to change our hearts to love You and live for You!

God, we have sinned against You....

Add your own Confessions:

THANKSGIVING:

Thank You, God for changing Your people's hearts to love You by giving them the Holy Spirit inside their hearts.

God, we thank You for...

Add your own Thanksgivings:

SUPPLICATION:

God, work in our hearts, that we might turn away from our sins and trust in Jesus as our Savior. Send Your Holy Spirit to live in our hearts that we might know You and love You more and more.

God, we need Your help...

Add your own Supplication:

SNEAKY SNACK

Can you figure out how this snack relates to the story?

Snack: Fish, Snakes, Mud and Jungle

Fish Fingers or Goldfish to stand for the fish the Aucas eat. Or, Gummy worms (snakes) and chocolate pudding (mud) and celery stalk (jungle) they had to endure in the rain-forest.

This is only a suggestion. Feel free to modify. Be mindful of allergy issues among your children!

Case Tie-in: God's Holy Spirit working inside the Eliot's and the other men and their wives, gave them boldness to trust God to help them endure the dangers and hardships of life in the rain-forest of Ecuador in hopes of telling the Aucas about Jesus.

SOUL FOOD

Food for thought during snack time

1. What does the snack have to do with the story?

Choose a few questions from the other activity discussion sheets to talk about during this snack time.

2.

3.

4.

5.

6.

7.

Directions: Read and discuss Bible Truth, using a FEW of the questions. Play game. Feel free to modify the game to fit your children.

The Holy Spirit Lives in God's People

God is one God, but three persons: God the Father, Jesus, the Son of God, and God, the Holy Spirit. Together they have always existed, delighting in wonderful fellowship together and working out the perfect plans of God. This is a wonderful truth, even though it is very hard to understand.

After Jesus died on the cross and rose from the dead, He spent time with His disciples and taught them many things. He told them He would be going back to reign in heaven, but He promised His disciples that He would not leave God's people all alone. He would send the Holy Spirit to live in their hearts and make them new. The Holy Spirit would help them know God and His Word. He would comfort them. He would change their hearts so that they would love and live for Him more and more.

God sent His Holy Spirit to live inside of those first believers, just as Jesus said He would. He worked in their hearts, helping them in all the ways Jesus promised. And since then, God continues to give His Holy Spirit to all of His people--to all who turn away from their sins and trust in Jesus as their Savior. Yes, to each of them, God gives a new heart, filled with His Holy Spirit. He comforts them, gives them wisdom and helps them love Him and live for Him, too! God can do this in our hearts, also!

1. How many Gods are there? *Just one God.*
2. How many persons are there in the one God and who are they? *Three: God, the Father, the Son (Jesus) and the Holy Spirit.*
3. How long has God the Father, Son and Holy Spirit lived together? *Forever.*
4. What has God always delighted in? *His fellowship between Father, Son and Holy Spirit.*
5. What has God always been doing? *Working out His perfect plans.*
6. What did Jesus do after He died on the cross and rose from the dead? *He spent time with His disciples teaching them many things.*
7. Where did Jesus tell His disciples He was going? *Back to heaven.*
8. What did Jesus promise His disciples before He went to heaven? *That He would not leave them all alone.*
9. Who did Jesus promise His disciples He would send to them? *The Holy Spirit.*
10. Where would the Holy Spirit live? *Inside of God's people.*
11. Where inside of God's people does the Holy Spirit live? *In their hearts. Not their physical, beating heart; but the place we call the heart, where our spirit is.*
12. What did Jesus promise His disciples that the Holy Spirit would help them know? *God's Word.*
13. What did Jesus promise the Holy Spirit would do? *Make their hearts new. He would help them know God and His Word. He would comfort them. He would change their hearts so that they would love and live for Him more and more.*
14. Who else, besides those first believers, gets to have the Holy Spirit live in their heart? *All of God's people--all who turn away from their sins and trust in Jesus as their Savior.*
15. How can we have the Holy Spirit live in our heart? *God will give us His Holy Spirit to live in our heart when we turn away from our sins and trust in Jesus as our Savior.*

Bible Verse Connection Question

1. What does our Bible Truth have to do with our **Bible Verse: 1 Corinthians 6:19**: "Do you not know that your body is a temple of the Holy Spirit within you, whom you have from God?"
God created every person with a body and a special heart, made to know and love God. When we become God's people, God fills that heart with His Holy Spirit. That makes their bodies like a temple--a special place of God's presence-- inside their bodies. What an amazing gift from God that we all can have!

Bible Truth Story Connection Questions

1 What does this story have to do with our Bible Truth? *The Holy Spirit worked in the hearts of the Elliot's, the other missionaries, Dayuma, and many of the Aucas and changed them in wonderful, powerful ways.*

Life Application Questions

1. Can the Holy Spirit live inside us? *Yes, when we turn from our sins and trust in Jesus as our Savior. God will send the Holy Spirit to live inside our hearts.*
2. How will we know that the Holy Spirit is inside our hearts? *The Holy Spirit rarely comes with wind and tongues of fire, but He always works inside the hearts of every one of God's people. He whispers to our hearts true things about God and He is at work, helping us love and live for God more and more each day.*

ACTS Questions

1. What is something we can praise God for because of this Bible Truth?
Praise God for being the Giver of the Holy Spirit to His people.
2. What are sins we can confess to God because of this Bible Truth?
Confess that we have sinful hearts. We think, do and say things that show we do not love God or others as we should. God's Holy Spirit cannot come and live in our hearts without God working a change in them. We need a Savior!
3. What is something we can thank God for because of this Bible Truth? *Thank God for making a way for the Holy Spirit to live in His people's hearts that they can have wonderful, close fellowship with Him.*
4. What is something we can ask God for because of this Bible Truth?
We can ask God to work in our hearts that we would want to turn away from disobeying Him and trust in this wonderful Jesus as our own Savior. We can ask God to send the Holy Spirit to live in our hearts.

The Gospel

1. What is the good news of Jesus we must believe if the Holy Spirit is to come to live in our hearts? What is the gospel?
God is the good Creator and King of the world. He made people to worship Him and live by His good laws. But we are all sinners who have rebelled against Him. We all deserve death--God's just, eternal punishment for our sins. How terrible! But God has good news for us. In His great mercy, God sent His Son Jesus to earth to save sinners. Yes, Jesus, the perfect Son of God, left His home in heaven and became a man. He lived the perfect life that pleases God. (He's the only one who has ever done that!) He offered it up to God His Father as the perfect sacrifice for sins when He suffered and died on the cross. Then, on the third day, Jesus rose from the dead in victory. He had fully paid for the sins of God's people, so they wouldn't have to! Now all who turn away from their sins and trust in Jesus as their Savior will receive forgiveness of sins and eternal life with God. They will be His very own special people who will know Him and enjoy Him forever. We can be God's people, too, if we turn from our sins and trust in Jesus as our own Savior.

Game: Squirrel and Nut

Materials

Marble

Chairs

Bible Truth Questions

Preparing the Game

1. Choose 20+ questions for your game from the Bible Truth Discussion Questions, or make up your own.
2. Write the Bible Truth questions on small thin strips of paper (or make a photocopy of the Bible Truth Discussion Questions and simply cut them into strips) and put them in the bag/bowl.

Playing the Game

Have children seated in chairs in a circle, with their heads down and their eyes closed. "It" is in the middle and is holding the marble. He walks around quietly and chooses someone's lap to drop the marble into. The person who receives the marble jumps up and chases "It" around the circle and tries to tag "It" before "It" gets to the chair and sits down. Either the tagged old "It" or the new "It" gets to choose a question from the bag for the class to answer. Play continues after the question is answered. Be careful about running on slick floors! You may want to ask the children to walking rapidly instead.

Game continues as number of questions, time, and attention span allow.

Optional TAKING IT TO OTHERS Activity: Quiz Questions

Have the children choose a few of the questions from the game to ask the parents/other children during TAKING IT TO OTHERS time. Help pre-readers by whispering the question in their ear and letting them ask it aloud to the parents/other children. Make sure you read the Bible verse aloud before you ask your questions.

Directions:

1. Write words to song in large print before class.
2. Play the song for the children, helping them follow along on the song sheet.
3. Discuss the song, using a few questions from the discussion sheet. *Don't use them all!*
4. Introduce sign language for key words of your choice from sign language sheet for your song. Use as few or as many as you think the children can learn.
5. Sing and sign the song. Sign language as well as large format lyrics and sheet music are found in the PFI Unit Songbook or online.
6. If desired, play the Song Game.

Optional TAKING IT TO OTHERS Activity: Presenting and Singing the Song

1. Sing and sign the song, encouraging the watching children/parents to join in.
2. Ask the class some of the questions listed below. The Bible Truth Connection Question is particularly good to help them understand how the song ties in with the Bible Truth.

Breathe on Me, Breath of God

Verse 1

Breathe on me, Breath of God,
Fill me with life anew,
That I may love what Thou dost love,
And do what Thou wouldst do.

Verse 2

Breathe on me, Breath of God,
Until my heart is pure,
Until with Thee I will Thy will,
To do and to endure.

Listen to it on PFI ESV Songs 10, Tracks 9,10

Understanding the Song

1. Who is the "Breath of God"? Why? *The Holy Spirit is nicknamed the "Breath of God." Our breath fills our body with the air that it needs to live. The Holy Spirit fills our spirit with Himself so that we can know and love God and have eternal life.*
2. What does it mean to ask the Holy Spirit to breath on us? *To fill our hearts with Himself.*
3. What does it mean for the Holy Spirit to fill us with life anew? *"Life anew" means "new life." The Holy Spirit is the One who comes into our sinful, rebellious hearts, cleanses them of sin and fills them with love for God. This is called "new life" because it is such a big change from living however our sinful hearts want to live. It is being dead in our spirit (not knowing or loving God) and then being made alive in our spirit (knowing and loving God).*
4. How does the singer of the song want the Holy Spirit to help him love? *What God loves.*
5. What does God love? How do we know this? *God loves Himself—Father, Son and Holy Spirit and the glory of His name. He loves all of His good and holy ways. He loves all of His creation, especially people who He made in His image. We know this from the Bible.*
6. What does the singer of the song want the Holy Spirit to help him do? *To do what God would do.*
7. What does God do that the singer wants to do? How do we know this? *God does many things that humans cannot do; but there are some things that God does that humans can at least act like. We can love Him and we can love others. We can bring glory to God's name. We can live by His holy laws. We can hate evil. We know what God wants us to do by reading His Word, especially His laws.*
8. What does it mean to have a pure heart? *One that wants what God wants.*
9. What is a person's will? *The part of them that wants something and chooses to do it.*
10. Whose will does the Holy Spirit help us want to do and to keep doing to the end (endure)? *God's will.*
11. Why do we need help to do God's will? *Whose will do we like to do? We are sinners. We like to do our own will and rebel against God's will.*

Bible Truth Connection Question

1. How does this song relate to our **Bible Truth: The Holy Spirit Lives in God's People**? We are all sinners. We were made to love and obey God, but we have all turned away from that most wonderful of lives. Only God can change us and He can, by His Holy Spirit. The Holy Spirit is nicknamed the "Breath of God." Our breath fills our body with the air that it needs to live. The Holy Spirit fills God's people with Himself so that they can know and love God and have His eternal life. God will send His Holy Spirit to work this way in us when we turn from our sins and trust in Jesus as our Savior. This song is a prayer asking Him to do this.

Story Connection Question

1. How does this song relate to our story? *Jim and Elizabeth Elliot could not have done what they did if they had not had the Holy Spirit in their hearts. It was their daily prayer that He would work in their hearts to do God's will, no matter what.*

Bible Connection Question

1. What does this hymn have to do with our Bible Verse: **1 Corinthians 6:19**: "Do you not know that your body is a temple of the Holy Spirit within you, whom you have from God?"?

This song is a prayer to God to send the Holy Spirit to live within us, changing us and helping us to worship God in everything we do.

ACTS Questions

1. What is something we can praise God for from this hymn? *Praise God for being the Giver of the Holy Spirit to His people, filling them with "life anew."*

2. What are sins we can confess to God from this hymn? *That many times we do not want to do things God's way. Our hearts are sinful and rebellious left to themselves. We need a Savior! We need the Holy Spirit to change our hearts!*

3. What is something we can thank God for from this hymn? *That even though we cannot change our hearts, He can, through His powerful Holy Spirit.*

4. What is something we can ask God for from this hymn? *That God would work in our hearts that we might turn from our sins and trust Jesus as our Savior. We can ask Him to send the Holy Spirit to come and live in our hearts, changing us and giving us close fellowship with God*

Life Application Questions

1. How can our lives be affected by the message of this song? *We can ask God to send His Holy Spirit to work in our hearts when we turn away from our sins and trust in Jesus as our Savior.. We can ask Him to fill us with life anew, to help us love and to do as He wants us to do.*

Gospel Question

1. What is the good news of Jesus that we must believe if we are to receive God's Holy Spirit in our hearts? What is the gospel?

God is the good Creator and King of the world. He made people to worship Him and live by His good laws. But we are all sinners who've rebelled against Him. We all deserve death--God's just, eternal punishment for our sins. How terrible! But God has good news for us. In His great mercy, God sent His Son, Jesus to earth as a man to save sinners. He lived the perfect life that pleases God. (He's the only one who's ever done that!) He offered it up to God His Father as the perfect sacrifice for sins when He suffered and died on the cross. Then, on the third day, Jesus rose from the dead in victory. He had fully paid for the sins of God's people, so they wouldn't have to! Now all who turn away from their sins and trust in Jesus as their Savior will receive forgiveness of sins and eternal life with God. They will be His very own special people who will know Him and enjoy Him forever. We can be God's people, too, if we turn from our sins and trust in Jesus as our own Savior.

Song Game: Mimic Me!

Materials

Sign Language

Song

Preparing the Game

None.

Playing the Game

1. Practice the song and signs until the children know them well. Choose a person to be the leader and let them decide upon an action for everyone to do as they sing the song, such as jump on one foot, etc.
2. Sing the song while doing the chosen action.
3. Select another child to be the leader.
4. If desired, you can choose a different action for different important words in the song, such as jump on one foot when you sing the word "grace", but clap your hands when you sing the word "Jesus". Ask the children the meaning of each of the words before adding in their action.

Game continues as number of questions, time, and attention span allow.

choose a FEW questions for discussion, then choose the game and/or music activity

Meditation Version: 1 Corinthians 6:19

“Do you not know that your body is a temple of the Holy Spirit within you, whom you have from God?”

Understanding the Bible Verse

1. What is a temple? *A special place where people worship God. A place that is supposed to be holy, set apart and devoted to God.*
2. What part of our bodies did God make to be the temple of His Holy Spirit? *Our hearts. Not the heart that pumps blood through our bodies. But heart that we cannot see, where our spirit is.*
3. What is so special about having the Holy Spirit dwell right inside us, rather than in some temple or place of worship that we might go to? *It means that God's people can always know close fellowship with God. He is always with them, right inside their hearts.*
4. Who is the “you” the verse is talking about? Is it everyone or just a certain group of people? *Paul is the person who wrote these words. He sent them to other believers. These words are written about the bodies of believers being a temple of the Holy Spirit.*
5. Why do believers in Jesus have the Holy Spirit in their bodies, but not other people? *Because the Holy Spirit is a gift received from God to all who repent of their sins and trust in Jesus as their own Savior. If someone has not done this, then they have not received the Holy Spirit to live in their heart.*
6. Who do believers receive the Holy Spirit from? *From God.*

Bible Truth Connection Question

1. What does this verse have to do with the **Bible Truth: The Holy Spirit Lives in God's People?** *God created every person with a body and a special heart, made to know and love God. When we become God's people, God fills that heart with His Holy Spirit. That makes their bodies like a temple--a special place of God's presence-- inside their bodies. What an amazing gift from God that we all can have!*

Story Connection Question

1. How does this verse relate to our story? *Jim Elliot and the other Christians had the desire and courage to risk their lives to tell the Aucas about Jesus because the Holy Spirit had come to live in their hearts. What a great change the Lord worked in the Aucas when they turned from their sins, trusted in Jesus as their own Savior and received the Holy Spirit to live in their hearts! They turned from vicious killers to people who loved God and loved each other!*

Life Application Questions

1. Can we receive the Holy Spirit from God? How? *Yes, we can. When we turn from our sins and trust in Jesus as our own Savior. God will send Him to live in our hearts, too!*

ACTS Questions

1. What is something we can praise God for from this Bible Verse?
Praise God for being the Giver of His Holy Spirit.
2. What are sins we can confess to God from this Bible Verse?
That we have all turned away from God. Our hearts are sinful and we do not deserve to have close fellowship with the Holy Spirit in our hearts. We deserve God's punishment! We need a Savior!
3. What is something we can thank God for from this Bible Verse? *We can thank God for sending Jesus to pay for the sins of His people-- to all who turn away from disobeying God and trust in Jesus as their own Savior—and making the way for the Holy Spirit to come and dwell in their bodies, in their hearts.*
4. What is something we can ask God for from this Bible Verse?
We can ask God to work in our hearts that we would want to turn away from disobeying Him and trust in this wonderful Jesus as our own Savior. We can ask Him to give us the Holy Spirit to live in our bodies, that we might have wonderful, close fellowship with Him.

The Gospel

1. What is the good news of Jesus that Paul and the other believers believed and that made it possible for the Holy Spirit to come and live in their bodies? What is the gospel?

God is the good Creator and King of the world. He made people to worship Him and live by His good laws. But we are all sinners who have rebelled against Him. We all deserve death--God's just, eternal punishment for our sins. How terrible! But God has good news for us. In His great mercy, God sent His Son Jesus to earth to save sinners. Yes, Jesus, the perfect Son of God, left His home in heaven and became a man. He lived the perfect life that pleases God. (He's the only one who has ever done that!) He offered it up to God His Father as the perfect sacrifice for sins when He suffered and died on the cross. Then, on the third day, Jesus rose from the dead in victory. He had fully paid for the sins of God's people, so they wouldn't have to! Now all who turn away from their sins and trust in Jesus as their Savior will receive forgiveness of sins and eternal life with God. They will be His very own special people who will know Him and enjoy Him forever. We can be God's people, too, if we turn from our sins and trust in Jesus as our own Savior.

Game: Protectors

Materials

Bible verse written up in large print so that all can see
 One paper cup for each student
 2 manila folders or 4 empty paper towel tube
 Masking tape
 Foam or other soft-surfaced balls, ideally one for every child.

Team A Invaders (rest of team)

X X X X X Team A Cups

Team A Protectors (1 or 2 children)

Team B Protectors (1 or 2 children)

X X X X X Team B Cups

Team B Invaders (rest of team)

Preparing the Game

1. Use the masking tape to make X's to show placement for each team's cups.
2. Cut manila folder along seam into 2 sheets. Roll up each sheet along the short side and tape seam.

Learning the Verse

Some or all of your children may be non- or early readers. Teach the verse in sections, having them say it after you. Repeat a few times. Add clapping or other movement as they say it.

Directions

1. If desired, lead the children in a discussion of a **FEW** of the most important questions before beginning game.
2. Explain the game to them as follows:

Divide the children into two teams. Have the children on both teams set up their cups on the X's. Designate one or two children from each team to be the "Protectors" for their team's cups. These children will stand in front of their team's cups and ward off invading balls that the other team is ROLLING (not throwing) to knock down their cups. Arm each protector with one or two of the manila envelope/paper towel tubes. Have all the other of Team A and B stand back behind their team's cups. Give them the foam balls to ROLL at the other team's cups. Play begins as everyone says the verse together. When you say "go" both teams begin rolling and protecting the cups until you tell them to stop, gathering up the balls and rolling them back at the other team's cup when they come their direction. Allow 30 seconds or a 1 minute for each round. Maybe longer if the protectors are particularly good or the invaders are particularly unsuccessful at knocking down the cups. The number of cups knocked down are the number of points each team gets for the round. If desired, you can have each team say the verse to earn the points. Otherwise, set up the cups again, designate new protectors and have everyone say the verse. When you say "go", children begin Round 2 of rolling and protecting.

Game continues as time and attention span allow.

Non-competitive Option

This game is difficult to do completely non-competitively. You can choose to not keep track of points.

Optional TAKING IT TO OTHERS Activity: Quiz Questions

Have the children choose a few of the questions from the game to ask the parents/other children during TAKING IT TO OTHERS time. Help pre-readers by whispering the question in their ear and letting them ask it aloud to the parents/other children. Make sure you read the Bible verse aloud before you ask your questions.

Directions:

1. Write words to song in large print before class.
2. Play the song for the children, helping them follow along on the song sheet.
3. Discuss the song, using a few questions from the discussion sheet. *Don't use them all!*
4. Introduce sign language for key words of your choice from sign language sheet for your song. Use as few or as many as you think the children can learn.
5. Sing and sign the song. Sign language as well as large format lyrics and sheet music are found in the PFI Unit Songbook or online.
6. If desired, play the Song Game.

Optional TAKING IT TO OTHERS Activity: Presenting and Singing the Song

1. Sing and sign the song, encouraging the watching children/parents to join in.
2. Ask the class some of the questions listed below. The Bible Truth Connection Question is particularly good to help them understand how the song ties in with the Bible Truth.

A Temple of the Holy Spirit

Do you not know? Do you not know?
 Do you not know, that your body is a temple?
 Do you not know? Do you not know?
 Do you not know, that your body is a temple?
 A temple of the Holy Spirit within you,
 A temple of the Holy Spirit within you,
 Whom you have from God,
 Whom you have from God.
 First Corinthians Chapter Six, verse nineteen.

Listen to it on PFI ESV Songs 10, Track 11

Song Game: Word Take Away

Materials

Sign Language Signs and Song
 White board and marker
 Eraser

Preparing the Game

1. Write the words to the song on a white board.

Playing the Game

1. After children have learned the song and signs well, then tell the children that you are going to leave out words from the song (that you've learned signs for) and just do the sign in its place.
2. Have the children help you choose a word to take out. Erase the word from the board. Review the sign the for erased word.
3. Sing the song, trying to remember to NOT sing the word and do only the sign.
4. Continue to take out words until all of the words (with signs) have been taken out.

Game continues as number of questions, time, and attention span allow.

STORY REVIEW

Directions: Read and discuss Bible Truth, using a FEW of the questions. Play game. Feel free to modify the game to fit your children.

General Story Questions

1. What was Jim good at in college? *Wrestling and school work.*
2. Why didn't Jim want to stay in America and be successful?
The Holy Spirit stirred in his heart a desire to be tell others about Jesus.
3. What did Jim want to do? *He wanted to find the fierce Auca Indians of Ecuador and tell them about Jesus.*
4. What was life like in the rain-forests of Ecuador?
Thick vines and trees in jungle; poisonous snakes, dangerous animals, lots of mosquitoes. Nothing like life in America that he was used to.
5. Who were the Indians who lived near the Aucas? *Quechuas.*
6. Why were the Aucas called "Aucas" instead of their real name?
Auca means "savage". They were called savage because they were so fierce and so quick to kill people.
7. What did Jim and the others do to make friends with the Aucas? *Dropped gifts in a bucket from their airplane.*
8. What did the Aucas do to the men when they made camp near their village? *They killed them.*
9. Why did Elizabeth and Rachel go back to the Aucas? *Because the Holy Spirit stirred their hearts to love and forgive them. He gave them courage to tell them about Jesus.*
10. Who was the Auca woman who helped Elizabeth and Rachel? *Dayuma.*
11. Why did Dayuma leave the Aucas? Why was it so dangerous for her to go back to them? Why did she do it anyway? *She knew that she would very likely be killed by the man who killed her father. She went back anyway because the Holy Spirit worked in her heart and gave her love for them and a desire to tell them about Jesus.*
12. What did the Holy Spirit help Elizabeth and Rachel do for the Aucas?
Forgive them and tell them about Jesus. Be willing to go live among them.
13. How did the Holy Spirit work in the Aucas' hearts?
Many heard the good news of Jesus, repented of their sins and were saved. The Holy Spirit lived in their hearts and they turned from their hateful, killing ways and loved God and each other.
14. How were Jim and Elizabeth Elliot like the Aucas? *They were sinners, too. It was only because they had repented of their sins, trusted in Jesus and had the Holy Spirit in their hearts that they loved God and loved the Aucas.*
15. Who changed Jim and Elizabeth Elliot's hearts so that they loved and obeyed God and loved and forgave the Aucas? *The Holy Spirit.*

Bible Truth Connection Questions

What does this story have to do with our Bible Truth: The Holy Spirit Lives in God's People? *Sarah took comfort in knowing that nothing would ever separate her from God's love. She knew He would go on loving her forever.*

Bible Verse Connection Question

1. What does the story have to do with our **Bible Verse: 1 Corinthians 6:19**: "Do you not know that your body is a temple of the Holy Spirit within you, whom you have from God?"?
Jim Elliot and the others had received the gift of the Holy Spirit in their hearts when they repented of their sins and trusted in Jesus as their own Savior. The Holy Spirit, working in their hearts, is the one who gave them the courage and desire to tell the Aucas about Jesus.

Life Application Questions

1. How are we like the Aucas? *We are sinners. We need to repent of our sins and trust Jesus as our Savior. We need the Holy Spirit to live inside us. to change us so that we love and obey God.*

ACTS Questions

1. What is something we can praise God for being that we learned in our story?

Praise God for His powerful Holy Spirit that could even give Elizabeth and the other women love and courage to go to the Aucas to tell them about Jesus.

2. What is something we can confess as sin that we learned in our story?

Confess that just like the Aucas, we are sinners. We have disobeyed God in how we live and how we treat others. We do not deserve His mercy. We need a Savior!

3. What is something we can thank God for that we learned in our story?

We can thank God for loving the Aucas, even though they had done such terrible things. It was He who sent His Holy Spirit to work in the hearts of Jim Eliot and the others to risk their lives to tell them the gospel.

4. What is something we can ask God for that we learned in our story?

We can ask God to work in our hearts, helping us to turn away from our sins and trust Jesus as our own Savior. We can ask Him to send the Holy Spirit to live in our hearts, that we might know His close fellowship in our own hearts. We can ask Him to give us love and courage to tell others about Jesus.

The Gospel

1. What was the message that Jim Eliot and the others longed to tell the Aucas? What is this message of good news, we call the gospel?

God is the good Creator and King of the world. He made people to worship Him and live by His good laws. But we are all sinners who have rebelled against Him. We all deserve death--God's just, eternal punishment for our sins. How terrible! But God has good news for us. In His great mercy, God sent His Son Jesus to earth to save sinners. Yes, Jesus, the perfect Son of God, left His home in heaven and became a man. He lived the perfect life that pleases God. (He's the only one who has ever done that!) He offered it up to God His Father as the perfect sacrifice for sins when He suffered and died on the cross. Then, on the third day, Jesus rose from the dead in victory. He had fully paid for the sins of God's people, so they wouldn't have to! Now all who turn away from their sins and trust in Jesus as their Savior will receive forgiveness of sins and eternal life with God. They will be His very own special people who will know Him and enjoy Him forever. We can be God's people, too, if we turn from our sins and trust in Jesus as our own Savior.

Game: Stepping Stones

Materials

10 Carpet Squares or Different Colored Construction Paper

Paper and Marker

Masking Tape

Small paper bag or basket

Story Review Questions

Optional: CD player and music, Game "Pennies" to differentiate the teams

Preparing the Game

1. Choose 20+ questions for your game from the Story Review Discussion Questions, or make up your own.
2. Tape numbers on the carpet squares or make "squares" out of construction paper. Place the squares in random order on the floor, not more than 2 feet apart. (so that they can jump from stone to stone: see diagram) Write the numbers 1-10 on separate, small pieces of paper and place in bag/basket.

Playing the Game

Divide the children into two teams. Tell the children that the players from both Team A and Team B are to jump from "stone to stone" until you call "time." (You could also play the music and they freeze when the music stops.) At that point, everyone is to freeze on their stepping stone. The leader then draws a number out of the bag/basket and then asks a Story Review question to the child/children on that stone. If he/they answer it correctly, he/they each win two points for their team. Play then resumes again.

Game continues as number of questions, time, and attention span allow. The team with the most points at the end wins.

Non-competitive Option

Don't split into teams. Simply play the game, having the children at whatever numbered stone is chosen answer the question.

Optional TAKING IT TO OTHERS Activity: Quiz Questions

Have the children choose a few of the questions from the game to ask the parents/other children during TAKING IT TO OTHERS time. Help pre-readers by whispering the question in their ear and letting them ask it aloud to the parents/other children.

CASE REPLAY ACTIVITIES

Use this guide to review the Case Story and act it out for others to enjoy!

CASE REPLAY, JR: YOUNGEST CHILDREN

Description: The children will act out the story together, everyone doing the same action/sound effect at the same time. This activity is most suitable for kindergarteners.

Materials

The Case RePlay, Jr. script for younger children

Preparation

1. Read through the script and write in the blanks along the side possible actions/sound effects the children could do to act it out.

Instructions

1. Tell the children that they will be re-enacting the story together as you tell it.
2. As you read the script, lead the children in actions/sound effects to do with you.
3. If desired, you can read the script and stop at certain sentences and ask them what a good action/sound effect would be to act out what you just read.
4. Repeat the re-enactment one or two times more.

CASE REPLAY, SR: OLDER CHILDREN

Description: The children act out the story as a three-scene play. You will narrate it using the Case RePlay, Sr. script and they will act it out (no spoken words, for the most part), with each child assuming a different character's role. This activity is most suitable for first grade and up. You will review the story, then practice it a few times before performing it for others.

Materials

The Case RePlay, Sr. script
White board or other large format paper
Costumes and props

Preparation

1. Prepare for the play by choosing costumes and props for each character in the story. Decorate the area with any scenery props.
2. Write the words "Beginning," "Middle," "End" on a large piece of paper/whiteboard with plenty of space under each heading. You will use this paper to help the children think about the story as a three-scene play, as it is presented in the script.

Instructions

1. Tell the children that they will get to act out the story as a three-scene play, with a beginning, middle and end section. Tell them that before they can act it out, they need to think it out. as you narrate it with your script.
2. Take the children's answers as they recount the story, helping them put key incidents in the right order.
3. If desired, when they have filled in their Beginning, Middle, End, read through your whole (real) script, so they hear exactly what you will have them act out.
4. Then tell the children that it's time to practice acting out the story.
5. Assign parts to each child. If you are using costumes, do NOT give them out at this point. They will be a distraction.
6. Have all the children sit on the floor or in chairs on one side of the "stage," then call the characters up in place as their part in the story comes.
7. As you read the script, guide the children in where you want them to move or do to act it out.
8. After going through the whole script once, give out any costumes and props and act out the script once or twice more.

Optional TAKING IT TO OTHERS Activity: Re-enacting the Story

Read the script as the children act out together (younger) or assuming different roles (older) as the other children or the parents watch.

CASE REPLAY, JR--YOUNGER KIDS (KINDERGARTEN) P.2

Welcome to our play! The name of our story is: The Case of the Unbelievable Boldness.

Our story starts out in 1945 in the United States.

And now we present: "The Case of the Unbelievable Boldness."

Scene 1:

In college, Jim Elliot was a star wrestler and a very good student. He met Elizabeth and wanted to marry her. Jim could have done just about anything he wanted to do, but he chose to give up success in order to try to tell the gospel to the fierce Auca Indians of Ecuador. The Aucas were known to kill strangers on sight without finding out if they were friendly. Everyone was scared of them, even the fiercest tribes that lived near them. Yet, Jim wanted to risk his life to tell them the gospel because he had the Holy Spirit in his heart. The Holy Spirit gave Jim and his college friends a love for the Aucas and courage to seek them out. They fly to Ecuador and begin their search for them.

Actions:

Scene 2:

Jim and the other men faced difficult and dangerous conditions in the rain-forest where the Aucas lived. They had to make their way through deep mud. They had to be careful for poisonous snakes and for mosquitoes carrying malaria. Elizabeth marries Jim. She and the other men's wives and children move down to the rain-forest, too. Not many families would have the courage to live in a place like this. But the Holy Spirit was at work in their hearts, too, giving them love for the Aucas and courage to live there and seek them out. The team begins to work with the Quechua Indians, the near neighbors of the Aucas. The Quechua help them learn the language and through them, the men hope to find the Aucas. At last, Jim and the men find the Aucas! They try to make friends with them by dropping presents from an airplane. The Aucas give them presents in return. The team decides it is time to meet the Aucas. They fly down near the Auca village and set up camp.

Scene 3:

Sadly, after only a few days, the Aucas attack the men and kill them. The world is horrified. The families are so sad. Yet, the Holy Spirit keeps working in their hearts. He gives them courage to keep loving the Aucas and try to tell them the good news of Jesus. A few years later, Elizabeth, her little daughter, and Rachel Saint make friends with Dayuma, a Auca woman who left the village to escape being killed. She hears the gospel and becomes a Christian. The Holy Spirit works in her heart, giving her courage to go back to her people and tell them about Jesus. Dayuma takes the message of Jesus back to her people, knowing she might get killed. The Aucas welcome her and invite Elizabeth and the other women to live with them and tell them about Jesus. The women and their children do. Many Aucas become Christians. The Holy Spirit worked in the Elliot's' hearts to want to love these fierce people. He made them brave to do Jesus' work.

Bible Truth Tie-In:

The Bible Truth we are learning is: **The Holy Spirit Lives in God's People.** The Holy Spirit lived inside Jim and Elizabeth Elliot's hearts and gave them a love for the Aucas and made them brave to even risk their lives to tell them about Jesus. The Holy Spirit worked in many Aucas' hearts, bringing them to believe in Jesus, too.

CASE REPLAY, SR--OLDER KIDS (1ST GRADE AND UP) P.3

Welcome to our play! The name of our story is called: The Case of the Unbelievable Boldness.

Our story starts out in 1945 in the United States.

The characters in our story are: Sarah and her parents; Young men; Jonathan Edwards; Jonathan's Grandfather (Stoddard); Church people; Their eleven children; Visitors; Jerusha, Esther and Aaron.

And now we present: "The Case of the Unbelievable Boldness."

Scene 1: (Beginning)

In college, Jim Elliot was a star wrestler and a very good student. He met Elizabeth and wanted to marry her. Jim could have done just about anything he wanted to do, but he chose to give up success in order to try to tell the gospel to the fierce Auca Indians of Ecuador. The Aucas were known to kill strangers on sight without finding out if they were friendly. Everyone was scared of them, even the fiercest tribes that lived near them. Yet, Jim wanted to risk his life to tell them the gospel because he had the Holy Spirit in his heart. The Holy Spirit gave Jim and his college friends a love for the Aucas and courage to seek them out. They fly to Ecuador and begin their search for them.

Scene 2: (Middle)

Jim and the other men faced difficult and dangerous conditions in the rain-forest where the Aucas lived. They had to make their way through deep mud. They had to be careful for poisonous snakes and for mosquitoes carrying malaria. Elizabeth marries Jim. She and the other men's wives and children move down to the rain-forest, too. Not many families would have the courage to live in a place like this. But the Holy Spirit was at work in their hearts, too, giving them love for the Aucas and courage to live there and seek them out. The team begins to work with the Quechua Indians, the near neighbors of the Aucas. The Quechua help them learn the language and through them, the men hope to find the Aucas. At last, Jim and the men find the Aucas! They try to make friends with them by dropping presents from an airplane. The Aucas give them presents in return. The team decides it is time to meet the Aucas. They fly down near the Auca village and set up camp.

Scene 3: (End)

Sadly, after only a few days, the Aucas attack the men and kill them. The world is horrified. The families are so sad. Yet, the Holy Spirit keeps working in their hearts. He gives them courage to keep loving the Aucas and try to tell them the good news of Jesus. A few years later, Elizabeth, her little daughter, and Rachel Saint make friends with Dayuma, a Auca woman who left the village to escape being killed. She hears the gospel and becomes a Christian. The Holy Spirit works in her heart, giving her courage to go back to her people and tell them about Jesus. Dayuma takes the message of Jesus back to her people, knowing she might get killed. The Aucas welcome her and invite Elizabeth and the other women to live with them and tell them about Jesus. The women and their children do. Many Aucas become Christians. The Holy Spirit worked in the Elliot's' hearts to want to love these fierce people. He made them brave to do Jesus' work.

Bible Truth Tie-In:

The Bible Truth we are learning is: **The Holy Spirit Lives in God's People.** The Holy Spirit lived inside Jim and Elizabeth Elliot's hearts and gave them a love for the Aucas and made them brave to even risk their lives to tell them about Jesus. The Holy Spirit worked in many Aucas' hearts, bringing them to believe in Jesus, too.

The Wooden Bee

Description

Children will make and decorate the Wooden Bee with bucket with gift of machete out of cardstock.

Materials

White Cardstock
Markers, stickers, paint, glitter glue
1 cap from 2-liter soda bottle per child
1 paper clip per child
Aluminum foil
String
Packing tape or glue gun and glue
Scissors

Preparing the Craft

1. Make 1 copy onto cardstock of Patterns 1-5 for each child, cutting out the shapes for the youngest children. You may also want to cut the slit in the body of the plane, too, at this point.
2. Cut aluminum into 2" x 1" rectangles, 1 per machete.
3. Cut 3 6" lengths of string per child.
4. Set out decorating supplies.

Making the Craft

1. Show the sample of the craft you have made.
2. Have the children decorate and assemble the plane. Decorate the machete handle, parrot and cut out monkey's tail.
3. Have the children dab glue on the blade area of the machete then fold the aluminum foil over the blade and press extra aluminum down flat or trim off.
4. Tie the three strings together in a knot at one end, leaving the other ends free.
5. Glue/tape the other ends of the strings, spaced evenly around the sides of the bottle cap.
6. Slip the paper clip through the middle of the knot. Use the paper clip to poke a small hole in plane body beneath the place where the wing is attached, then slip the paper clip through hole. Bucket hangs from the plane. Add the machete, the parrot and the monkey tail.

Optional TAKING IT TO OTHERS Activity: Craft Presentation

If you are presenting the craft to other children or parents the children can hold up their crafts (or your model craft) and read their Bible Truth Connection answers to explain the importance of the craft.

CASE CRAFT**Discussion Guide****Instructions:**

As the children are settled into making their craft, ask them these questions to help them understand the craft's significance. Use the answers provided to guide the children's answers.

Discussion Questions

1. Where did Jim Elliot and the others go to live that was very difficult and dangerous? *The rain-forest of Ecuador.*

2. Who did they search for? What did they use to search for them? *The Auca Indians. They flew a plane the Indians called the Wooden Bee to spot their village by air.*

3. Where did they land and what did they hope to tell the Auca Indians?
They landed on Palm Beach near the Auca village and set up camp. They hoped to tell them the good news of Jesus.

4. What is Bible Truth that we are learning?
The Holy Spirit Lives in God's People.

5. What does our craft have to do with our Bible Truth: The Holy Spirit Lives in God's People?
Jim Elliot and the other missionaries chose to land their plane and meet the Aucas, knowing they might kill them, because the Holy Spirit worked in their hearts, giving them courage and helping them to love the Aucas even more than their own lives.

6. What can our craft help us remember?
The Holy Spirit living inside His people is very, very powerful! He helps them do mighty things for God.

TAKING IT TO OTHERS**Craft Presentation****Instructions:**

Have children hold up your model craft/their crafts. Choose five children (or you say) the five sections below to explain the craft's importance.

Presentation:

1. Our craft is: The Wooden Bee

2. On Palm Beach, in the rain-forest of Ecuador, Jim Elliot and the other men land the Wooden Bee and set up camp in order to meet the fierce Aucas and hopefully tell them the good news of Jesus.



3. Our Bible Truth is: The Holy Spirit Lives in God's People.

4. Jim Elliot and the other missionaries chose to land their plane and meet the Aucas, knowing they might kill them, because the Holy Spirit worked in their hearts, giving them courage and helping them to love the Aucas even more than their own lives.

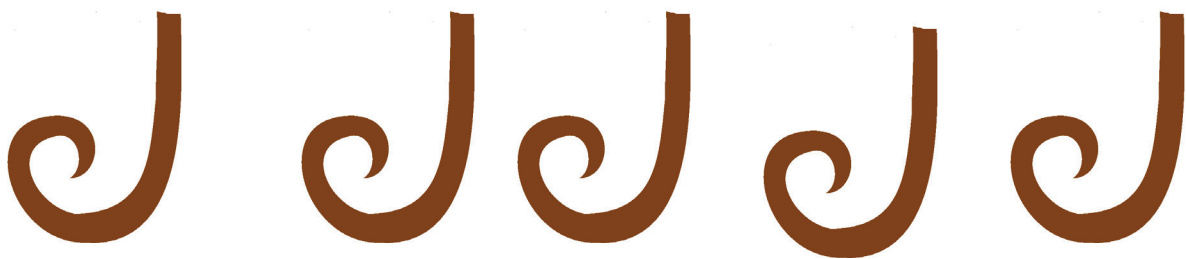


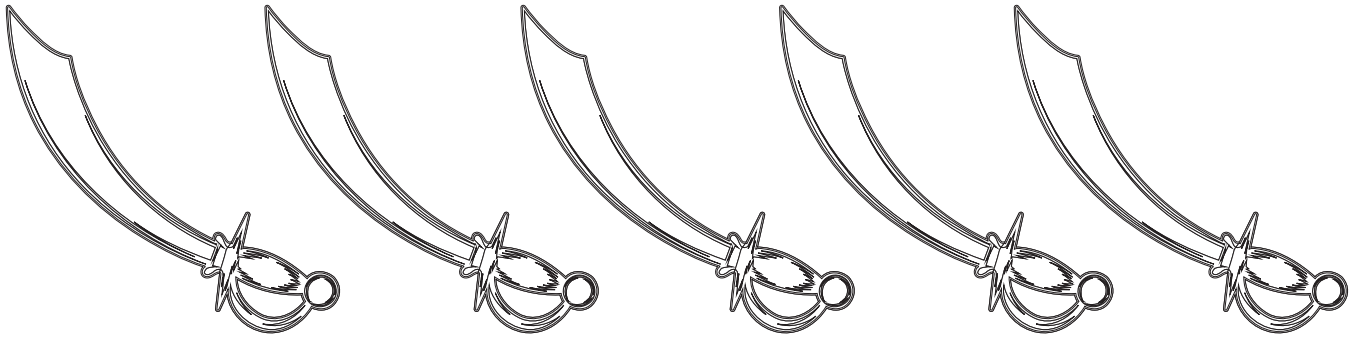
5. Our craft can help us remember that the Holy Spirit living inside His people is very, very powerful! He helps them do mighty things for God.

Note: Even non-readers can participate in presenting the craft, if you will whisper what they are to say in their ear and let them say it aloud for the others to hear.

Patterns 1,2



Patterns 3,4,5 One of each per child



BEFORE CLASS:**1. PICK YOUR PERSON**

VIPPs can be anyone in your church! Typically, they fall into 6 categories: Church staff, Elders, Deacons/deaconesses, Special Volunteers (people who aren't paid, but spend a lot of time helping out in particular ways), Supported Workers (aka missionaries), and Church Members.

2. GATHER YOUR FACTS

Use the VIPP Information Sheet to write down the facts about your VIPP. The information on this worksheet is used in the VIPP activities, listed in the "Choose an Activity" section below.

DURING THE ACTIVITY:**1. INTRODUCE YOUR VIPP**

Introduce your VIPP to the children, using the VIPP Information Sheet. Fill in a set of VIPP Clue Cards with the information for your VIPP. If desired, you can even have the actual person come into class for the children to meet.

Need help describing what someone does for the church in a kid-friendly way? Check out the list of common VIPPs on the Praise Factory website in the PFI resources. There are lots of kid-friendly descriptions for common VIPP's, such as pastors, elders, deacons and a lot more.

2. PRAY!

Lead the children in praying for the VIPP. Ask the children if they would like to pray for one of the VIPPs prayer requests. Even non-readers can pray for the VIPP if you whisper the prayer request in their ear, then let them say it aloud. Never force a child to pray!

3. CHOOSE AN ACTIVITY

There are two activities you can use to help the children learn about the VIPP:

VIPP Clue Cards: These are nine coloring sheets in which children fill in the nine things they learn about the VIPP from the VIPP Information Sheet. Photocopy a set of each child. Use as few or as many of these Clue Cards as you desire. Clue Cards found at the back of this book.

VIPP Game: This is a game that uses a set of Clue Cards for one or two VIPPs.

Choose a VIPP and fill in his/her information on the VIPP Information Sheet. Fill in a set of VIPP Clue Cards with the information for your VIPP. Tell the children about the VIPP, having them fill in the VIPP Clue Cards with the key facts as they learn them. Write any words the children need to write on a white-board or other piece of paper so they can see how to spell them. Help younger children write these words on their clue cards. Ideas for how to tell the children about many common VIPPs are listed at praisefactory.org with the resources for this Bible Truth.

Optional TAKING IT TO OTHERS Activity: Introduce and Pray for the VIPP

If you are presenting the VIPP to other children or parents you can assign children to hold up the 10 clue cards and say what each card tells about the VIPP. (Or, you can have the children hold them up as you tell what each one means.) Then lead the children in praying for the VIPP.

Game: Beanbag Toss In

Materials

Information for one VIPP

2 Sets of Clue Cards

8 Letter-sized Envelopes or folders

Bean Bag(s), one per child

Tape

Preparing the Game

1. Fill in one set of clue sheets for the VIPP you are using.
2. Tape the other (blank) set of Clue Cards to the outside of the manilla envelopes.
3. Put the filled-in clue cards in the corresponding envelope.
4. Tape each down to the floor, fairly close together.

Playing the Game

Reveal: Tell the children about the VIPP, showing them your filled-in clue cards as you tell about them.

Review: At your signal, have the children take toss their bean bags onto the envelopes. Then one that has the most bean bags on it./near it is the one you will open. (The children may have fun taking turns designating one as the target before tossing.) The teacher (or the child) tells the Clue Card category. The other children try to remember what the VIPP's answer was. Open it up and see if they got it right. If they did, the Clue Card is retired. If not, it can be added back into the Clue Cards to be tossed at.

VIPP INFORMATION SHEET

VIPP NAME:

WHAT VIPP LOOKS LIKE

Man or Woman? _____

Hair color? _____

Eye color? _____

FAVORITE ANIMAL

FAVORITE FOOD

FAVORITE FREE TIME ACTIVITY

WHAT VIPP DOES DURING WEEK

VIPP GROUP OF SERVICE:

Church Member

Deacon

Elder

Church Staff

Special Volunteer

Supported Worker
(Missionary)

3 WAYS VIPP SERVES CHURCH

**3 WAYS TO PRAY FOR
THE VIPP**

BIBLE TRUTH 1, LESSON 3: PLANNER/OVERVIEW

GETTING STARTED: Welcome and Opening Songs (*introduce unit and get kids moving with these songs*)

Welcome to Praise Factory: PFI: Praise Factory Investigators Theme Song *PFI ESV Songs 10, Track 1*

Rules to Help Us Worship God and Love One Another: WoGoLOA Classroom Rules Song

PFI ESV Songs 10, Track 2

Big Question Under Investigation: Big Question 10 Songs *PFI ESV Songs 10, Tracks 3,4*

Big Question Bible Verse: Ezekiel 36:26 Song: *PFI ESV Songs 10, Track 5*

Extra Bible Verse: Ezekiel 36:26, ESV Song: A New Heart PFI ESV Songs 10, Track 6

Extra Bible Verse: Ezekiel 36:26, ESV Song: Within You PFI ESV Songs 10, Track 7

Extra Bible Verse: Ezekiel 36:25-27, ESV Song: You Shall Be Clean PFI ESV Songs 10, Track 8

DIGGING DEEP DOWN: Key Concept and Story (*introduce the Bible Truth and tell the related story*)

Bible Truth 1: The Holy Spirit Lives in God's People

Bible Truth Hymn: Breathe on Me, Breath of God, vs.1,2 *PFI ESV Songs 10, Tracks 9,10*

Bible Verse: 1 Corinthians 6:19

Bible Verse Song: A Temple of the Holy Spirit *PFI ESV Songs 10, Track 11*

Extra Bible Verse Song: Do You Not Know: 1 Corinthians 6:19 PFI ESV Songs 10, Track 12

Extra Bible Verse Song: I Will Ask the Father: John 14:16-17, ESV PFI ESV Songs 10, Track 13

Extra Bible Verse Song: Which Father Among You: Luke 11:11-13 PFI ESV Songs 10, Track 14

Lesson 3 Old Testament: The Case of the Big Thaw *Exodus 19:1-7; Ezekiel 36:24-37:14; Acts 2*

TAKING ACTION: Response Activities (*choose from among these activities*)

Snack and Discussion Planner: Dry Bones

ACTS Prayer: Prayer Sheet

Bible Truth Review: Discussion Questions and Game: Circle and Cross

Bible Truth Hymn: Breathe on Me, Breath of God, vs.1,2 *PFI ESV Songs 10, Tracks 9,10*

Song, Sign Language and Song Game: Big Voice, Little Voice? **PFI ESV Songs 10 BOOK or ONLINE**

Bible Verse Review: 1 Corinthians 6:19 Discussion Sheet and Game: All Dressed Up

Bible Verse Song: A Temple of the Holy Spirit : 1 Corinthians 6:19 *PFI ESV Songs 10, Track 11*

Song, Sign Language and Song Game: Sign It, Say It, What Does It Mean **PFI ESV Songs 10 BOOK or ONLINE**

Story Review: Discussion Questions and Game: Basketball Toss

Case Replay, Jr: Drama Activity for Youngest Children (children do same story actions together)

Case Replay, Sr: Drama Activity for Most Children (children re-tell story with individual parts)

Craft: Dry, Dead Bones into a Living Man

VIPP (Very Important Prayer Person) Prayer Time: Coloring Sheets (Back of Book) & Game: Hot and Cold Hide

TAKING IT HOME: Take Home Sheet for Review and Family Devotions

PFI Pronto: Bible Truth 1, Lesson 3 **PFI ESV Prontos 10 BOOK or ONLINE**

The Case of the Big Thaw *Exodus 19:1-7; Ezekiel 36:24-37:14; Acts 2*

by Connie Dever

Our story is: The Case of the Big Thaw.**As you listen to the story, see if you can figure out:**

1. What was hard and cold? How did this show?
2. Who could bring about the big thaw? Why could He do it?

This story takes place in Old Testament times, about 1500 years before Jesus lived on earth.

Three month earlier, the people of Israel had been slaves, living under the hard laws the Pharaoh, the powerful king of Egypt. Now, at the bottom of Mount Sinai, the LORD had gathered the Israelites to give them His good laws. Moses told them how the LORD would bless them if they kept His laws: "This is what the LORD your God says to you: You yourselves have seen what I did to Egypt, and how I carried you on eagles' wings and brought you to myself. Now if you obey me fully and keep the laws of my covenant, then out of all nations you will be my treasured possession."

"We will do everything the LORD has said," the people all responded in one voice. After all they had seen this God do for them, what could be better than following Him?!! In their hearts they knew this. No one had ever seen a god do what the LORD had done for them.

But it did not take long before the Israelites were breaking God's laws and their promise to Him. "Do not make any idols. Do not worship any god, but Me" were God's laws they promised to keep. And at first they did bring their offerings and sacrifices of wheat grain and sheep to Him....but then they turned to make a golden calf idol. They started worshiping the terrible, pretend gods of the people who lived around them: Baal, Ashtoreth, Molech and many others. They worshiped the sun, the moon and the stars, too. What hard hearts the Israelites had! How quickly they forgot the LORD and His good ways! Could anything change their hard hearts? We will see.

The LORD loved His hard-hearted people and so He disciplined them that they might turn their hard hearts away from those evil, pretend gods and return to Him. He sent enemy soldiers to come and attack Israel. Each time, the Israelites were conquered, their hearts would change towards the LORD. They would cry out to Him

and He would rescue them and drive the enemy soldiers out of Israel. Then the Israelites would turn back and praise the Lord and worship Him...for awhile.

But did this really fix their hard hearts? Sadly, no, it did not. All too soon, they would forget the LORD and His laws again and turn back to worshiping the idols. Over and over, this happened again and again.

Could anything thaw Israel's hard hearts? It didn't seem so. Finally, after about 1000 years, the LORD told His people, "You honor Me with your lips, but your hearts are far from me. Turn from your sinful ways and turn back to me and I will forgive you. If you do not, then I will send some really, really big armies to wipe out most of you and your cities. The rest of you, will be carried far away from your home and you will be their slaves for 70 years."

This was serious! To be in a terrible war, to have your home destroyed and be dragged off to be slaves in a faraway land! Could this warning be enough to change Israel's hard hearts? Would they turn back to the LORD and love and obey Him now? Sadly, no. It was not enough. The people did not change.

So, the LORD did just what He said He would. He sent two really, really big and fierce armies: the Assyrians and the Babylonians. And they did just what the LORD said they would do: they wiped out most of the Israelites and destroyed their homes and cities. The Babylonians snatched all the beautiful things of gold and silver from the glorious Temple of the LORD in Jerusalem and then smashed the Temple to pieces. They put rings in the lips and noses of the people and led them away as slaves across the hot, dry desert back to Babylon.

At last the people's hearts were broken. How sad the people were in Babylon! They wept and mourned. They

Story-telling Tips**Ahead of time:**

1. Read the Bible verses and story. Pray!
2. Create story cue cards on index cards (or highlight text).
3. Practice telling story dramatically, timing your presentation. Shorten, if necessary to fit your allotted time.
4. Decorate area with story props that help bring your story alive.

During your presentation:

1. Maintain as much eye contact as possible as you tell the story. Point to/use props at important points in the story. Include the kids in your story with a few questions about what they think will happen or words/concepts that might be new to them.
2. Watch the kids for signs that their attention span has been reached. Shorten, if necessary.

could see how hard-hearted they had been. They knew the LORD was right to have punished them. They wanted their hearts to know and love God. But how? Could anything change their hard hearts? They cried out to Him.

But would the LORD be merciful to them after all they had done? Yes, He would! How great is the mercy of the LORD for His people! He sent His special messenger, the prophet Ezekiel, to give them a message of comfort and hope.

Ezekiel told them, "The LORD gave me a special dream to tell you. In this dream, He set me in the middle of a valley; it was full of the dry bones of dead men who had been in a great battle."

The LORD said to me, "Ezekiel, can these bones become alive again?"

"O Sovereign LORD, who rules over all, you alone know."

"Speak to the bones and say to them: 'Dry bones, hear the word of the LORD!' This is what the Sovereign LORD says to these bones: I will make breath enter you, and you will come to life. I will attach tendons to you and make skin come upon you and make muscles come upon you and cover you with skin; I will put breath in you, and you will come to life. Then you will know that I am the LORD."

So Ezekiel spoke to the bones as the LORD told him and as he was speaking, there was a noise, a rattling sound, and the bones came together, bone to bone. Ezekiel looked, and tendons and flesh appeared on them and skin covered them, but there was no breath in the body.

"Speak to the breath, Ezekiel, and say to it, 'This is what the Sovereign LORD says: Come from the four winds, O breath, and breathe into these dead, that they will live.' So Ezekiel spoke as the LORD commanded him, and breath entered the bones; they came to life and stood up on their feet—a vast army.

Then the LORD said: "Ezekiel, these bones are like my people. They feel lifeless and hopeless like these bones. They think nothing will ever free them from the Babylonians, but that is not true. I see their sadness and I care. I see they are sorry for how they rebelled against me. I will rescue them from Babylon and take them

back to their homeland."

"Their hearts are hard as stone, like these dry, dead bones. You may think nothing can change your hearts of stone that keep disobeying God, but that is not true. I will put my spirit inside their hearts. Then they will no longer have hearts that are hard and dead and rebellious. One day, I will send my Spirit to live inside them. He will change their hearts and make them love me and want to obey me more and more each day."

Did the LORD keep His promises to the Israelites? Yes, He did! After seventy years of slavery, the Israelites were freed to return to their homeland, just as the LORD had promised they would.

And what about the promise to put His Spirit in their hard hearts and change them, did He keep that promise, too? Yes, He did. About 630 years later, God sent His Son Jesus to come to earth as their Savior. He lived a perfect life and offered it up as the perfect payment for the sins of His people. Jesus died on the cross and on the third day, He rose from the dead in victory. He paid for their sins so that by faith in Him, they could receive the gift of salvation! And with this gift of salvation, their hearts could be made clean. God's Holy Spirit would work in their cold hearts and thaw them. He would fill them with faith and a growing love for God and His good ways.

And so it began, on that wonderful day of Pentecost, the Holy Spirit came down with the sound like a roaring wind, and what looked like flames of fire and came to dwell in the hearts of Jesus' disciples as they waited and prayed. By the end of just that first day, 3000 more people had come to believe in Jesus and have the Holy Spirit come to live inside their hearts. What could change the hard hearts of the Israelites? The Holy Spirit living inside of them could, just as God had promised.

Cracking the Case:

It's time to answer our Case Questions.

1. What was hard and cold? How did this show? The hearts of God's people to God and His good laws. It showed in how they broke His laws and turned away from His to worship other gods.

2. Who could bring about the big thaw? Why could He do it? Only God Himself could bring the big thaw to their hearts. He did it by sending Jesus to pay for their sins so that by faith they could be saved and the Holy Spirit could live in their hearts.

Something For You and Me

Our Bible Truth is:

The Holy Spirit Lives in God's People

Our Bible Verse is: 1 Corinthians 6:19

"Do you not know that your body is a temple of the Holy Spirit within you, whom you have from God?"

What about us? We have hard hearts that choose to disobey God. Could anything change our hard hearts? Yes, the Holy Spirit can change our hearts, too. To all who turn from their sins and trust in Jesus as their Savior, the Holy Spirit will be given to them to live in their hearts and help them to love and live for God more each day. That can be you and me, too!

Let's praise God for keeping His promise and sending the Holy Spirit to live inside His people. Let's ask Him to change our sinful hearts and ask Him to send the Holy Spirit to work deep inside us so that we will love and obey Him more and more each day.

Close in prayer.

Closing ACTS Prayer

A God, we praise You for always keeping Your promises to Your people. We praise You for being so patient and forgiving with Your sinful people.

C God, we confess that just like the Israelites we have hard hearts that choose not to love You or live by Your good ways. We need a Savior!

T God, we thank You for giving Your people the Holy Spirit to live in their hearts and truly change them.

S God, work in our hearts! Help us to turn away from our sins and trust Jesus as our own Savior. Send the Holy Spirit to live in our hearts, that we might know Your close fellowship in our own hearts.

ACTS PRAYER ACTIVITY

Use this sheet to write down your ACTS Prayer

Instructions:

Use this sheet to help the children apply the Bible Truth into a prayer. You can use the ACTS provided or even better, have the kids think of their own applications. Also have the children add their personal requests to the prayer, too. Lead the children in the prayer or let them pray sections, with your help. Never force a child to pray! Non-readers can participate by you whispering a section of the prayer into their ear and allowing them to pray it aloud for the group.

ADORATION:

God, we praise You for being the Giver of Your Holy Spirit to Your people.

God, we praise You for being.....

Add your own Adorations:

CONFESSION:

God, we confess that our rebellious hearts that do not love or serve You on our own. We need Jesus to be our Savior! We need the Holy Spirit to change our hearts to love You and live for You!

God, we have sinned against You....

Add your own Confessions:

THANKSGIVING:

Thank You, God for changing Your people's hearts to love You by giving them the Holy Spirit inside their hearts.

God, we thank You for...

Add your own Thanksgivings:

SUPPLICATION:

God, work in our hearts, that we might turn away from our sins and trust in Jesus as our Savior. Send Your Holy Spirit to live in our hearts that we might know You and love You more and more.

God, we need Your help...

Add your own Supplication:

SNEAKY SNACK

Can you figure out how this snack ties in with our case?

Snack: Dry Bones

“Bones” Crunchy bread sticks in cracker section or baked bread-sticks from refrigerator section of the grocery store.

This is only a suggestion. Feel free to modify. Be mindful of allergy issues among your children!

Case Tie-in: The LORD gave Ezekiel and the people of Israel a picture of how only He could change their dead hearts with the vision of the valley of dry bones. He promised to change their hearts, making them alive with love for Him and His good laws, when He put a new spirit in their heart. He kept this promise through Jesus, who paid for their sins and made the way for the Holy Spirit to come and live in their hearts. The Holy Spirit will come and live in our hearts, too, when we turn away from our sins and trust in Jesus as our Savior.

SOUL FOOD

Food for thought during snack time

1. What does the snack have to do with the story?

Choose a few questions from the other activity discussion sheets to talk about during this snack time.

2.

3.

4.

5.

6.

7.

Directions: Read and discuss Bible Truth, using a FEW of the questions. Play game. Feel free to modify the game to fit your children.

The Holy Spirit Lives in God's People

God is one God, but three persons: God the Father, Jesus, the Son of God, and God, the Holy Spirit. Together they have always existed, delighting in wonderful fellowship together and working out the perfect plans of God. This is a wonderful truth, even though it is very hard to understand.

After Jesus died on the cross and rose from the dead, He spent time with His disciples and taught them many things. He told them He would be going back to reign in heaven, but He promised His disciples that He would not leave God's people all alone. He would send the Holy Spirit to live in their hearts and make them new. The Holy Spirit would help them know God and His Word. He would comfort them. He would change their hearts so that they would love and live for Him more and more.

God sent His Holy Spirit to live inside of those first believers, just as Jesus said He would. He worked in their hearts, helping them in all the ways Jesus promised. And since then, God continues to give His Holy Spirit to all of His people--to all who turn away from their sins and trust in Jesus as their Savior. Yes, to each of them, God gives a new heart, filled with His Holy Spirit. He comforts them, gives them wisdom and helps them love Him and live for Him, too! God can do this in our hearts, also!

1. How many Gods are there? *Just one God.*
2. How many persons are there in the one God and who are they? *Three: God, the Father, the Son (Jesus) and the Holy Spirit.*
3. How long has God the Father, Son and Holy Spirit lived together? *Forever.*
4. What has God always delighted in? *His fellowship between Father, Son and Holy Spirit.*
5. What has God always been doing? *Working out His perfect plans.*
6. What did Jesus do after He died on the cross and rose from the dead? *He spent time with His disciples teaching them many things.*
7. Where did Jesus tell His disciples He was going? *Back to heaven.*
8. What did Jesus promise His disciples before He went to heaven? *That He would not leave them all alone.*
9. Who did Jesus promise His disciples He would send to them? *The Holy Spirit.*
10. Where would the Holy Spirit live? *Inside of God's people.*
11. Where inside of God's people does the Holy Spirit live? *In their hearts. Not their physical, beating heart; but the place we call the heart, where our spirit is.*
12. What did Jesus promise His disciples that the Holy Spirit would help them know? *God's Word.*
13. What did Jesus promise the Holy Spirit would do? *Make their hearts new. He would help them know God and His Word. He would comfort them. He would change their hearts so that they would love and live for Him more and more.*
14. Who else, besides those first believers, gets to have the Holy Spirit live in their heart? *All of God's people--all who turn away from their sins and trust in Jesus as their Savior.*
15. How can we have the Holy Spirit live in our heart? *God will give us His Holy Spirit to live in our heart when we turn away from our sins and trust in Jesus as our Savior.*

Bible Verse Connection Question

1. What does our Bible Truth have to do with our **Bible Verse: 1 Corinthians 6:19**: "Do you not know that your body is a temple of the Holy Spirit within you, whom you have from God?"?
God created every person with a body and a special heart, made to know and love God. When we become God's people, God fills that heart with His Holy Spirit. That makes their bodies like a temple--a special place of God's presence-- inside their bodies. What an amazing gift from God that we all can have!

Bible Truth Story Connection Questions

1. Who did the Lord promise to send the Israelites to change their hearts? *The Holy Spirit to live inside their hearts.*
2. How would the Holy Spirit change the Israelites' hearts? *They would have hearts of "flesh" not hearts of "stone" that wanted to love and obey God.*

Life Application Questions

1. Can the Holy Spirit live inside us? *Yes, when we turn from our sins and trust in Jesus as our Savior. God will send the Holy Spirit to live inside our hearts.*
2. How will we know that the Holy Spirit is inside our hearts? *The Holy Spirit rarely comes with wind and tongues of fire, but He always works inside the hearts of every one of God's people. He whispers to our hearts true things about God and He is at work, helping us love and live for God more and more each day.*

ACTS Questions

1. What is something we can praise God for because of this Bible Truth?
Praise God for being the Giver of the Holy Spirit to His people.
2. What are sins we can confess to God because of this Bible Truth?
Confess that we have sinful hearts. We think, do and say things that show we do not love God or others as we should. God's Holy Spirit cannot come and live in our hearts without God working a change in them. We need a Savior!
3. What is something we can thank God for because of this Bible Truth? *Thank God for making a way for the Holy Spirit to live in His people's hearts that they can have wonderful, close fellowship with Him.*
4. What is something we can ask God for because of this Bible Truth?
We can ask God to work in our hearts that we would want to turn away from disobeying Him and trust in this wonderful Jesus as our own Savior. We can ask God to send the Holy Spirit to live in our hearts.

The Gospel

1. What is the good news of Jesus we must believe if the Holy Spirit is to come to live in our hearts? What is the gospel?
God is the good Creator and King of the world. He made people to worship Him and live by His good laws. But we are all sinners who have rebelled against Him. We all deserve death--God's just, eternal punishment for our sins. How terrible! But God has good news for us. In His great mercy, God sent His Son Jesus to earth to save sinners. Yes, Jesus, the perfect Son of God, left His home in heaven and became a man. He lived the perfect life that pleases God. (He's the only one who has ever done that!) He offered it up to God His Father as the perfect sacrifice for sins when He suffered and died on the cross. Then, on the third day, Jesus rose from the dead in victory. He had fully paid for the sins of God's people, so they wouldn't have to! Now all who turn away from their sins and trust in Jesus as their Savior will receive forgiveness of sins and eternal life with God. They will be His very own special people who will know Him and enjoy Him forever. We can be God's people, too, if we turn from our sins and trust in Jesus as our own Savior.

Game: Circle and Cross

Materials

Beanbags, 1 per child
Masking Tape
Bible Truth Questions

Preparing the Game

1. Choose 20+ questions for your game from the Bible Truth Discussion Questions, or make up your own.
2. Write the Bible Truth questions on small thin strips of paper (or make a photocopy of the Bible Truth Discussion Questions and simply cut them into strips) and put them in the bag/bowl.
3. Tape a circle about 2' in diameter on the floor. Tape a large X in the middle of it.
4. Mark one team's set of beanbags with a small piece of masking tape or other distinguishing mark.

Playing the Game

Divide the children into two teams, giving the members of each team a beanbag of the same color or marking. Have all the children stand outside of the circle, about 6' back. At your signal, have the children toss their beanbags into the circle, trying to make them land on the taped X. Count up the beanbags for each team that landed on it. That's how many points their quiz question is worth. Choose a question for each team from the bag/bowl. If a team gets it wrong, the question goes to the other team for 1 point, if they can get the correct answer. Gather up the beanbags and continue play.

Game continues as number of questions, time, and attention span allow.

Non-competitive Option

Set a target number of points for the whole group. Challenge the children to see how many turns it takes score the target number of points. Once the target has been reached, start the game over and see how many turns it takes to reach the target the second time.

Optional TAKING IT TO OTHERS Activity: Quiz Questions

Have the children choose a few of the questions from the game to ask the parents/other children during TAKING IT TO OTHERS time. Help pre-readers by whispering the question in their ear and letting them ask it aloud to the parents/other children. Make sure you read the Bible verse aloud before you ask your questions.

Directions:

1. Write words to song in large print before class.
2. Play the song for the children, helping them follow along on the song sheet.
3. Discuss the song, using a few questions from the discussion sheet. *Don't use them all!*
4. Introduce sign language for key words of your choice from sign language sheet for your song. Use as few or as many as you think the children can learn.
5. Sing and sign the song. Sign language as well as large format lyrics and sheet music are found in the PFI Unit Songbook or online.
6. If desired, play the Song Game.

Optional TAKING IT TO OTHERS Activity: Presenting and Singing the Song

1. Sing and sign the song, encouraging the watching children/parents to join in.
2. Ask the class some of the questions listed below. The Bible Truth Connection Question is particularly good to help them understand how the song ties in with the Bible Truth.

Breathe on Me, Breath of God

Verse 1

Breathe on me, Breath of God,
Fill me with life anew,
That I may love what Thou dost love,
And do what Thou wouldst do.

Verse 2

Breathe on me, Breath of God,
Until my heart is pure,
Until with Thee I will Thy will,
To do and to endure.

Listen to it on PFI ESV Songs 10, Tracks 9,10

Understanding the Song

1. Who is the "Breath of God"? Why? *The Holy Spirit is nicknamed the "Breath of God." Our breath fills our body with the air that it needs to live. The Holy Spirit fills our spirit with Himself so that we can know and love God and have eternal life.*
2. What does it mean to ask the Holy Spirit to breath on us? *To fill our hearts with Himself.*
3. What does it mean for the Holy Spirit to fill us with life anew? *"Life anew" means "new life." The Holy Spirit is the One who comes into our sinful, rebellious hearts, cleanses them of sin and fills them with love for God. This is called "new life" because it is such a big change from living however our sinful hearts want to live. It is being dead in our spirit (not knowing or loving God) and then being made alive in our spirit (knowing and loving God).*
4. How does the singer of the song want the Holy Spirit to help him love? *What God loves.*
5. What does God love? How do we know this? *God loves Himself—Father, Son and Holy Spirit and the glory of His name. He loves all of His good and holy ways. He loves all of His creation, especially people who He made in His image. We know this from the Bible.*
6. What does the singer of the song want the Holy Spirit to help him do? *To do what God would do.*
7. What does God do that the singer wants to do? How do we know this? *God does many things that humans cannot do; but there are some things that God does that humans can at least act like. We can love Him and we can love others. We can bring glory to God's name. We can live by His holy laws. We can hate evil. We know what God wants us to do by reading His Word, especially His laws.*
8. What does it mean to have a pure heart? *One that wants what God wants.*
9. What is a person's will? *The part of them that wants something and chooses to do it.*
10. Whose will does the Holy Spirit help us want to do and to keep doing to the end (endure)? *God's will.*
11. Why do we need help to do God's will? *Whose will do we like to do? We are sinners. We like to do our own will and rebel against God's will.*

Bible Truth Connection Question

1. How does this song relate to our **Bible Truth: The Holy Spirit Lives in God's People**? We are all sinners. We were made to love and obey God, but we have all turned away from that most wonderful of lives. Only God can change us and He can, by His Holy Spirit. The Holy Spirit is nicknamed the "Breath of God." Our breath fills our body with the air that it needs to live. The Holy Spirit fills God's people with Himself so that they can know and love God and have His eternal life. God will send His Holy Spirit to work this way in us when we turn from our sins and trust in Jesus as our Savior. This song is a prayer asking Him to do this.

Story Connection Question

1. How does this song relate to today's story? *Without the Holy Spirit living deep inside their hearts, the Israelites continued to doubt God and disobey Him. The LORD promised them the Holy Spirit to live inside their hearts to give them hearts that longed to obey Him.*

Bible Connection Question

1. What does this hymn have to do with our Bible Verse: **1 Corinthians 6:19**: "Do you not know that your body is a temple of the Holy Spirit within you, whom you have from God?"?

This song is a prayer to God to send the Holy Spirit to live within us, changing us and helping us to worship God in everything we do.

ACTS Questions

1. What is something we can praise God for from this hymn? *Praise God for being the Giver of the Holy Spirit to His people, filling them with "life anew."*

2. What are sins we can confess to God from this hymn? *That many times we do not want to do things God's way. Our hearts are sinful and rebellious left to themselves. We need a Savior! We need the Holy Spirit to change our hearts!*

3. What is something we can thank God for from this hymn? *That even though we cannot change our hearts, He can, through His powerful Holy Spirit.*

4. What is something we can ask God for from this hymn? *That God would work in our hearts that we might turn from our sins and trust Jesus as our Savior. We can ask Him to send the Holy Spirit to come and live in our hearts, changing us and giving us close fellowship with God*

Life Application Questions

1. How can our lives be affected by the message of this song? *We can ask God to send His Holy Spirit to work in our hearts when we turn away from our sins and trust in Jesus as our Savior.. We can ask Him to fill us with life anew, to help us love and to do as He wants us to do.*

Gospel Question

1. What is the good news of Jesus that we must believe if we are to receive God's Holy Spirit in our hearts? What is the gospel?

God is the good Creator and King of the world. He made people to worship Him and live by His good laws. But we are all sinners who've rebelled against Him. We all deserve death--God's just, eternal punishment for our sins. How terrible! But God has good news for us. In His great mercy, God sent His Son, Jesus to earth as a man to save sinners. He lived the perfect life that pleases God. (He's the only one who's ever done that!) He offered it up to God His Father as the perfect sacrifice for sins when He suffered and died on the cross. Then, on the third day, Jesus rose from the dead in victory. He had fully paid for the sins of God's people, so they wouldn't have to! Now all who turn away from their sins and trust in Jesus as their Savior will receive forgiveness of sins and eternal life with God. They will be His very own special people who will know Him and enjoy Him forever. We can be God's people, too, if we turn from our sins and trust in Jesus as our own Savior.

Song Game: Big Voice, Little Voice

Materials

Song

Sign language signs used in the song printed out onto little cards

Blindfold

Preparing the Game

None.

Playing the Game

1. Practice the song and signs until the children know them well. Then tell them: "Children, we are going to hide a sign language sign and see if one of you can find it... with a little help from the rest of us!"
2. Choose someone to be "It" and blindfold them. Choose another child to hide one of the sign language cards. When it's hidden, "It" can remove the blindfold and begin to look.
3. The rest of the children will sing the song in a louder voice when "It" gets closer to the hidden sign and quieter when "It" gets further from the sign.
4. When "It" finds the hidden clue, another "It" is chosen and play begins again.

Game continues as number of questions, time, and attention span allow.

choose a FEW questions for discussion, then choose the game and/or music activity

Meditation Version: 1 Corinthians 6:19

“Do you not know that your body is a temple of the Holy Spirit within you, whom you have from God?”

Understanding the Bible Verse

1. What is a temple? *A special place where people worship God. A place that is supposed to be holy, set apart and devoted to God.*
2. What part of our bodies did God make to be the temple of His Holy Spirit? *Our hearts. Not the heart that pumps blood through our bodies. But heart that we cannot see, where our spirit is.*
3. What is so special about having the Holy Spirit dwell right inside us, rather than in some temple or place of worship that we might go to? *It means that God's people can always know close fellowship with God. He is always with them, right inside their hearts.*
4. Who is the “you” the verse is talking about? Is it everyone or just a certain group of people? *Paul is the person who wrote these words. He sent them to other believers. These words are written about the bodies of believers being a temple of the Holy Spirit.*
5. Why do believers in Jesus have the Holy Spirit in their bodies, but not other people? *Because the Holy Spirit is a gift received from God to all who repent of their sins and trust in Jesus as their own Savior. If someone has not done this, then they have not received the Holy Spirit to live in their heart.*
6. Who do believers receive the Holy Spirit from? *From God.*

Bible Truth Connection Question

1. What does this verse have to do with the **Bible Truth: The Holy Spirit Lives in God's People?** *God created every person with a body and a special heart, made to know and love God. When we become God's people, God fills that heart with His Holy Spirit. That makes their bodies like a temple--a special place of God's presence-- inside their bodies. What an amazing gift from God that we all can have!*

Story Connection Question

1. How does this verse relate to our story? *Nothing could change the hard hearts of the Israelites, except for the Holy Spirit living inside them. Through the prophet Ezekiel, the LORD promised that He would send the Holy Spirit to change their hearts to know and love Him more and more. His promise came true on the Day of Pentecost when thousands of Israelites repented of their sins, trusted in Jesus as their Savior and their hearts were filled with the Holy Spirit.*

Life Application Questions

1. Can we receive the Holy Spirit from God? How? *Yes, we can. When we turn from our sins and trust in Jesus as our own Savior. God will send Him to live in our hearts, too!*

ACTS Questions

1. What is something we can praise God for from this Bible Verse?
Praise God for being the Giver of His Holy Spirit.
2. What are sins we can confess to God from this Bible Verse?
That we have all turned away from God. Our hearts are sinful and we do not deserve to have close fellowship with the Holy Spirit in our hearts. We deserve God's punishment! We need a Savior!
3. What is something we can thank God for from this Bible Verse? *We can thank God for sending Jesus to pay for the sins of His people-- to all who turn away from disobeying God and trust in Jesus as their own Savior—and making the way for the Holy Spirit to come and dwell in their bodies, in their hearts.*
4. What is something we can ask God for from this Bible Verse?
We can ask God to work in our hearts that we would want to turn away from disobeying Him and trust in this wonderful Jesus as our own Savior. We can ask Him to give us the Holy Spirit to live in our bodies, that we might have wonderful, close fellowship with Him.

The Gospel

1. What is the good news of Jesus that Paul and the other believers believed and that made it possible for the Holy Spirit to come and live in their bodies? What is the gospel?

God is the good Creator and King of the world. He made people to worship Him and live by His good laws. But we are all sinners who have rebelled against Him. We all deserve death--God's just, eternal punishment for our sins. How terrible! But God has good news for us. In His great mercy, God sent His Son Jesus to earth to save sinners. Yes, Jesus, the perfect Son of God, left His home in heaven and became a man. He lived the perfect life that pleases God. (He's the only one who has ever done that!) He offered it up to God His Father as the perfect sacrifice for sins when He suffered and died on the cross. Then, on the third day, Jesus rose from the dead in victory. He had fully paid for the sins of God's people, so they wouldn't have to! Now all who turn away from their sins and trust in Jesus as their Savior will receive forgiveness of sins and eternal life with God. They will be His very own special people who will know Him and enjoy Him forever. We can be God's people, too, if we turn from our sins and trust in Jesus as our own Savior.

Game: All Dressed Up

Materials

Bible verse written up in large print so that all can see

Various items of clothing (shirts, hats, shoes, gloves, coats, pants, dresses, etc.), about 10 per team

Two baskets or boxes

Masking tape

Preparing the Game

1. Put the clothing items for each team in a basket/box and place at far end of relay area. Mark the starting line with masking tape.

Learning the Verse

Some or all of your children may be non- or early readers. Teach the verse in sections, having them say it after you. Repeat a few times. Add clapping or other movement as they say it.

Directions

1. If desired, lead the children in a discussion of a **FEW** of the most important questions before beginning game.

2. Explain the game to them as follows:

Divide the children into two teams and have them line up behind the starting line. Explain to them that they will run down to the leader at the other end of the relay area, recite the verse to him, pick out a piece of clothing and put it on. After getting it on, they are to run back to their team and sit down at the back. The next player then goes. This is repeated until all team members are dressed. The team is then to stand up, grab hands and chant the verse together. The first team to do so, wins.

Game continues as time and attention span allow.

Non-competitive Option

Don't split the children into teams. Instead, the children will try to beat the clock. Have the whole class say the verse before each child goes to get and put on a piece of clothing. When everyone has their costume clothes on, say the verse together one last time. Time how long it takes the children to do all of this. Repeat and see if they can do it more quickly the second time.

Optional TAKING IT TO OTHERS Activity: Quiz Questions

Have the children choose a few of the questions from the game to ask the parents/other children during TAKING IT TO OTHERS time. Help pre-readers by whispering the question in their ear and letting them ask it aloud to the parents/other children. Make sure you read the Bible verse aloud before you ask your questions.

Directions:

1. Write words to song in large print before class.
2. Play the song for the children, helping them follow along on the song sheet.
3. Discuss the song, using a few questions from the discussion sheet. *Don't use them all!*
4. Introduce sign language for key words of your choice from sign language sheet for your song. Use as few or as many as you think the children can learn.
5. Sing and sign the song. Sign language as well as large format lyrics and sheet music are found in the PFI Unit Songbook or online.
6. If desired, play the Song Game.

Optional TAKING IT TO OTHERS Activity: Presenting and Singing the Song

1. Sing and sign the song, encouraging the watching children/parents to join in.
2. Ask the class some of the questions listed below. The Bible Truth Connection Question is particularly good to help them understand how the song ties in with the Bible Truth.

A Temple of the Holy Spirit

Do you not know? Do you not know?
 Do you not know, that your body is a temple?
 Do you not know? Do you not know?
 Do you not know, that your body is a temple?
 A temple of the Holy Spirit within you,
 A temple of the Holy Spirit within you,
 Whom you have from God,
 Whom you have from God.
 First Corinthians Chapter Six, verse nineteen.

Listen to it on PFI ESV Songs 10, Track 11

Song Game: Sign It, Say It, What Does It Mean?

Materials

Sign Language signs used in song, particularly choose words with important meanings you want the children to learn, such as "grace", "redeem", etc.

Bag or bowl

Preparing the Game

1. Cut out signs and put in bowl.

Playing the Game

1. Practice the song and signs until the children know them well. Then put all the signs we've learned in this bag/bowl and mix them up.
2. Ask one of the children to choose a sign, but not show it to anyone...but you, if they need some help.
3. Ask the child to do the sign for the rest of the children and see if the other children can guess which one it is. Do the sign with the child, if desired.
4. When the children guess the sign, ask them the meaning of the word. If no one guesses the sign, put it back in the bowl to be picked again.
5. Choose another child to pick a new sign from the bag and continue.

NOTE: You might want to sing the song after you do each word or couple of words.

Game continues as number of questions, time, and attention span allow.

STORY REVIEW

Directions: Read and discuss Bible Truth, using a FEW of the questions. Play game. Feel free to modify the game to fit your children.

General Story Questions

1. What did the LORD promise to make the Israelites? *His treasured possession.*
2. What did the LORD want the Israelites to do? *Obey His commandments.*
3. Did the Israelites keep the commandments? *No.*
4. Who did the Israelites worship instead of the LORD? *Baal.*
5. What did the LORD do when the Israelites disobeyed Him?
He disciplined them. He sent them away from their home and into exile.
6. What did the Israelites do after the LORD disciplined them?
They repented for awhile, then went back to sinning against Him.
7. Why did the Israelites keep disobeying the LORD? *They had hard hearts.*
8. What did the LORD finally do to the Israelites?
Destroyed their cities, people wiped out or sent to be slaves in Babylon.
9. What did the LORD show Ezekiel? *Valley of dry bones.*
10. How were the Israelites' hearts like the dry bones? *Hard and dead to God.*
11. What two promises did God make to the Israelites?
They would go home and He would send the Holy Spirit to give them hearts to serve and love Him.
12. When did God fulfill His promise to give them the Holy Spirit? *At Pentecost, 620 years later.*
13. Who can have the Holy Spirit live in their hearts? *All who turn from their sins and trust in Jesus as Savior.*

Bible Truth Connection Questions

1. What does this story have to do with our Bible Truth? *It tells of God's promise to send the Holy Spirit to live inside His People so that at last their hearts would be changed and they would love and obey God more and more.*

Bible Verse Connection Question

1. What does the story have to do with our **Bible Verse: 1 Corinthians 6:19**: "Do you not know that your body is a temple of the Holy Spirit within you, whom you have from God?"
Nothing could change the hard hearts of the Israelites, except for the Holy Spirit living inside them. Through the prophet Ezekiel, the LORD promised that He would send the Holy Spirit to change their hearts to know and love Him more and more. His promise came true on the Day of Pentecost when thousands of Israelites repented of their sins, trusted in Jesus as their Savior and their hearts were filled with the Holy Spirit.

Life Application Questions

1. How are we like the Israelites?
We have hard hearts that choose to disobey God. We need to turn from our sins and trust Jesus as our Savior. We need the Holy Spirit to change our hearts so that we might love and obey God more and more.

ACTS Questions

1. What is something we can praise God for being that we learned in our story?
Praise God for always keeping His promises to His people. Praise Him for being so patient and forgiving with His sinful people.
2. What is something we can confess as sin that we learned in our story?
Confess that just like the Israelites we have hard hearts that choose not to obey God and live His good ways. We deserve His eternal punishment. We need a Savior!
3. What is something we can thank God for that we learned in our story?
We can thank God for giving His people the Holy Spirit to live in their hearts and truly change them.
4. What is something we can ask God for that we learned in our story?
We can ask God to work in our hearts, helping us to turn away from our sins and trust Jesus as our own Savior. We can ask Him to send the Holy Spirit to live in our hearts, that we might know His close fellowship in our own hearts.

The Gospel

1. God, Himself, had to act in an amazing way to truly change the hearts of His people and prepare them for the Holy Spirit to come live inside of them. He sent His Son Jesus to do this amazing thing we call the gospel. What is the gospel?

God is the good Creator and King of the world. He made people to worship Him and live by His good laws. But we are all sinners who have rebelled against Him. We all deserve death--God's just, eternal punishment for our sins. How terrible! But God has good news for us. In His great mercy, God sent His Son Jesus to earth to save sinners. Yes, Jesus, the perfect Son of God, left His home in heaven and became a man. He lived the perfect life that pleases God. (He's the only one who has ever done that!) He offered it up to God His Father as the perfect sacrifice for sins when He suffered and died on the cross. Then, on the third day, Jesus rose from the dead in victory. He had fully paid for the sins of God's people, so they wouldn't have to! Now all who turn away from their sins and trust in Jesus as their Savior will receive forgiveness of sins and eternal life with God. They will be His very own special people who will know Him and enjoy Him forever. We can be God's people, too, if we turn from our sins and trust in Jesus as our own Savior.

Game: Basketball Toss

Materials

Small basketball or other ball
3 (or 4) baskets
Paper and Marker
Masking Tape
Story Review Questions

Preparing the Game

1. Choose 20+ questions for your game from the Story Review Discussion Questions, or make up your own.
2. Use tape to mark a free throw line. On the paper make three point values,(starting with two points and going up), one for each basket, and tape them to the corresponding basket. Set out the baskets with the one worth least points, the closest to the free throw line. The one worth the most points, set the farthest out. With younger children, make sure to set one basket so close in that they are almost guaranteed to get a basket. If desired, use the extra fourth basket to make a long bomb basket that is almost unreachable, but worth a lot of points.

Playing the Game

Divide the children into two teams. Teams will take turns having one of their members make a shoot. Each child gets three tries. The highest point value being what the question will be worth. Then ask the child a Story Review question. If he gets it right, then he earns those points for his team. If the person is unable to answer the question correctly, the other team can try to answer it for half the point values. If a child does not make a basket, he can still answer a question for 1 point.

Game continues until all children get to try to make a basket, or as number of questions, time, and attention span allow. The team with the most points at the end wins.

Non-competitive Option

Don't split into teams. Set a target point number for the group, telling them that together they are going to see how many turns it takes to reach the target number. Have the children take turns tossing the basketball(three tries each). Tally number of turns on a piece of paper. When the target number has been reached, start over and try to reach the target number in fewer turns.

Optional TAKING IT TO OTHERS Activity: Quiz Questions

Have the children choose a few of the questions from the game to ask the parents/other children during TAKING IT TO OTHERS time. Help pre-readers by whispering the question in their ear and letting them ask it aloud to the parents/other children.

CASE REPLAY ACTIVITIES

Use this guide to review the Case Story and act it out for others to enjoy!

CASE REPLAY, JR: YOUNGEST CHILDREN

Description: The children will act out the story together, everyone doing the same action/sound effect at the same time. This activity is most suitable for kindergarteners.

Materials

The Case RePlay, Jr. script for younger children

Preparation

1. Read through the script and write in the blanks along the side possible actions/sound effects the children could do to act it out.

Instructions

1. Tell the children that they will be re-enacting the story together as you tell it.
2. As you read the script, lead the children in actions/sound effects to do with you.
3. If desired, you can read the script and stop at certain sentences and ask them what a good action/sound effect would be to act out what you just read.
4. Repeat the re-enactment one or two times more.

CASE REPLAY, SR: OLDER CHILDREN

Description: The children act out the story as a three-scene play. You will narrate it using the Case RePlay, Sr. script and they will act it out (no spoken words, for the most part), with each child assuming a different character's role. This activity is most suitable for first grade and up. You will review the story, then practice it a few times before performing it for others.

Materials

The Case RePlay, Sr. script

White board or other large format paper (if using a word bank)

Costumes and props

Preparation

1. Prepare for the play by choosing costumes and props for each character in the story. Decorate the area with any scenery props.
2. Write the words "Beginning," "Middle," "End" on a large piece of paper/whiteboard with plenty of space under each heading. You will use this paper to help the children think about the story as a three-scene play, as it is presented in the script.

Instructions

1. Tell the children that they will get to act out the story as a three-scene play, with a beginning, middle and end section. Tell them that before they can act it out, they need to think it out. as you narrate it with your script.
2. Take the children's answers as they recount the story, helping them put key incidents in the right order.
3. If desired, when they have filled in their Beginning, Middle, End, read through your whole (real) script, so they hear exactly what you will have them act out.
4. Then tell the children that it's time to practice acting out the story.
5. Assign parts to each child. If you are using costumes, do NOT give them out at this point. They will be a distraction.
6. Have all the children sit on the floor or in chairs on one side of the "stage," then call the characters up in place as their part in the story comes.
7. As you read the script, guide the children in where you want them to move or do to act it out.
8. After going through the whole script once, give out any costumes and props and act out the script once or twice more.

Optional TAKING IT TO OTHERS Activity: Re-enacting the Story

Read the script as the children act out together (younger) or assuming different roles (older) as the other children or the parents watch.

CASE REPLAY, JR--YOUNGER KIDS (KINDERGARTEN) P.2

Welcome to our play! The name of our story is: The Case of the Big Thaw.

This story starts out in Old Testament times, about 1500 years before Jesus lived on earth.

And now we present: "The Case of the Big Thaw."

Scene 1:

The LORD gave the Israelites the 10 Commandments and promised them that they would be His treasured possession, if they fully obeyed His laws. The Israelites promised they would. But, over and over the Israelites broke their promise by worshiping the terrible idols of the peoples around them. Their hearts were hard and cold. In love, the LORD disciplined them by sending enemies to rule over them. Then the Israelites would repent and cry out to Him for mercy. The LORD would hear them and save them from their enemies. For a while the Israelites would once more worship the LORD and obey His laws. But it never lasted. They always went back to breaking His laws and worshiping idols. Their hearts were so hard and cold. At last, the LORD gave them a final warning that He would destroy their cities, and have some of them taken away to be slaves, if they did not turn from their sins and worship Him once more.

Actions:

Scene 2:

But still the Israelites' hearts were hard and cold. They kept worshiping idols. So the LORD let the Assyrians and Babylonians come and destroy their cities—even the Temple—and take many of them to be their slaves. Once more the Israelites cried out to the LORD. Once more, He gave them a promise of hope. Through the prophet Ezekiel, the LORD promised to take them back to their home, Jerusalem, after seventy years. He told the people that their hearts were hard, cold and dead, like a valley of dry bones. But, just like He could give life to dry bones, making them into an army of living men, so, He could give life to their hearts. He promised to one day give His people new hearts. He would fill them with His Holy Spirit. Then they would at last have hearts that would love Him and obey Him.

Scene 3

Many years passed. Jesus came and made the full payment for the sins of God's people when He died on the cross and rose again. Then on Pentecost, not long after that, God's promise to His people came true. The Holy Spirit came to live inside God's people's hearts in a new way, helping them love and live for Him more and more.

Bible Truth Tie-In: The Bible Truth we are learning is: **The Holy Spirit Lives in God's People.** Only the Holy Spirit living inside the hearts of the Israelites could change their hearts and make them so that they would love and live for God more and more each day.

CASE REPLAY, SR--OLDER KIDS (1ST GRADE AND UP) P.3

Welcome to our play! The name of our story is: The Case of the Big Thaw.

This story starts out in Old Testament times, about 1500 years before Jesus lived on earth.

The characters in our story are: Moses, the People of Israel; Ezekiel; and the Believers in Jesus.

And now we present: "The Case of the Big Thaw."

Scene 1: (Beginning)

The LORD gave the Israelites the 10 Commandments and promised them that they would be His treasured possession, if they fully obeyed His laws. The Israelites promised they would. But, over and over the Israelites broke their promise by worshiping the terrible idols of the peoples around them. Their hearts were hard and cold. In love, the LORD disciplined them by sending enemies to rule over them. Then the Israelites would repent and cry out to Him for mercy. The LORD would hear them and save them from their enemies. For a while the Israelites would once more worship the LORD and obey His laws. But it never lasted. They always went back to breaking His laws and worshiping idols. Their hearts were so hard and cold. At last, the LORD gave them a final warning that He would destroy their cities, and have some of them taken away to be slaves, if they did not turn from their sins and worship Him once more.

Scene 2: (Middle)

But still the Israelites' hearts were hard and cold. They kept worshiping idols. So the LORD let the Assyrians and Babylonians come and destroy their cities—even the Temple—and take many of them to be their slaves. Once more the Israelites cried out to the LORD. Once more, He gave them a promise of hope. Through the prophet Ezekiel, the LORD promised to take them back to their home, Jerusalem, after seventy years. He told the people that their hearts were hard, cold and dead, like a valley of dry bones. But, just like He could give life to dry bones, making them into an army of living men, so, He could give life to their hearts. He promised to one day give His people new hearts. He would fill them with His Holy Spirit. Then they would at last have hearts that would love Him and obey Him.

Scene 3: (End)

Many years passed. Jesus came and made the full payment for the sins of God's people when He died on the cross and rose again. Then on Pentecost, not long after that, God's promise to His people came true. The Holy Spirit came to live inside God's people's hearts in a new way, helping them love and live for Him more and more.

Bible Truth Tie-In: The Bible Truth we are learning is: **The Holy Spirit Lives in God's People.** Only the Holy Spirit living inside the hearts of the Israelites could change their hearts and make them so that they would love and live for God more and more each day.

Dry, Dead Bones into a Living Man

Description

Children will make a man with three layers of bones, flesh and clothes, and armor.

Materials

White cardstock (and sheets of white craft foam, if desired)

Markers or colored pencils

Scissors

2 Small velcro dots (or pieces of velcro) with sticky backs per child

Preparing the Craft

1. Copy all patterns onto cardstock, 1 set per craft.
2. Set out coloring supplies and scissors.

Making the Craft

1. Show the sample of the craft you have made.
2. Have the children color in each part and cut them out.
3. Attach the velcro dots between each layer so that the children can “build” their man.

Optional TAKING IT TO OTHERS Activity: Craft Presentation

If you are presenting the craft to other children or parents the children can hold up their crafts (or your model craft) and read their Bible Truth Connection answers to explain the importance of the craft.

CASE CRAFT**Discussion Guide****Instructions:**

As the children are settled into making their craft, ask them these questions to help them understand the craft's significance. Use the answers provided to guide the children's answers.

Discussion Questions

1. What did the LORD show Ezekiel in the valley?
Lots of dry, dead bones.

2. What did the LORD do with the bones? *He spoke and they came back together as a great army of living men.*

3. What was this valley of bones a picture of? *That God would send His Spirit and bring to life the hearts of His sinful people. His Spirit would make their hearts new. He would fill them and they would know, love and obey Him more and more.*

4. What is Bible Truth that we are learning?
The Holy Spirit Lives in God's People.

5. What does our craft have to do with our Bible Truth: The Holy Spirit Lives in God's People.
The Israelites had cold, hard hearts towards God. They were like the dead bones in the valley. But God's Holy Spirit could change their hearts, just like God changed the dead bones into a living men.

6. What can our craft help us remember?
God is so powerful that He makes dead things alive again. His Holy Spirit can change cold, hard hearts so that they know and love God and want to obey Him!

TAKING IT TO OTHERS**Craft Presentation****Instructions:**

Have children hold up your model craft/their crafts. Choose five children (or you say) the five sections below to explain the craft's importance.

Presentation:

1. Our craft is: Dry, Dead Bones into a Living Man.

2. In the valley, the LORD spoke and turned dry, dead bones into an army of living men as a picture of His promise to send His Holy Spirit into His people's hard hearts. He would make their hearts new and fill them with His Holy Spirit, so that they would know, love and obey Him more and more.


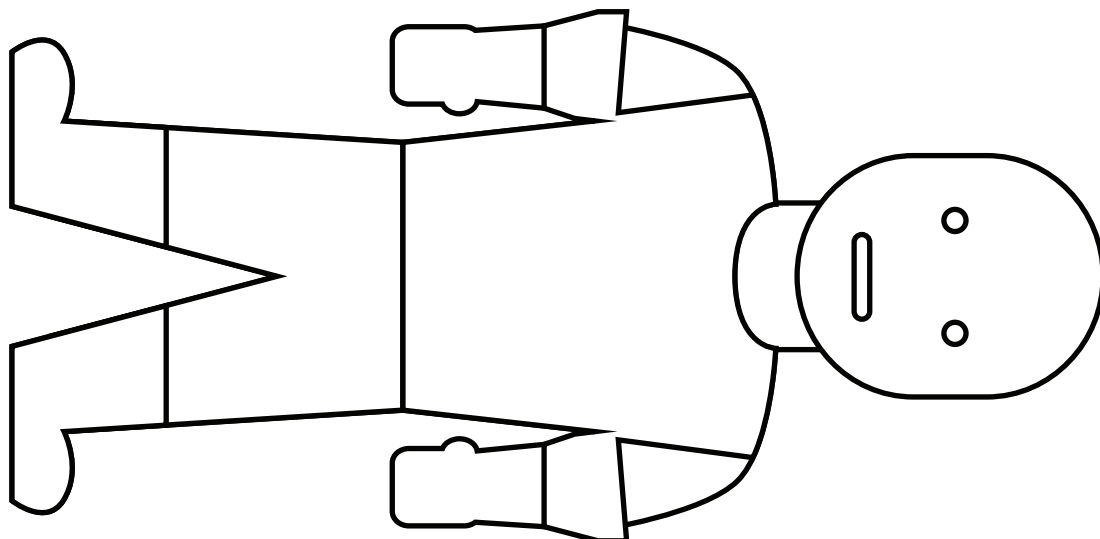
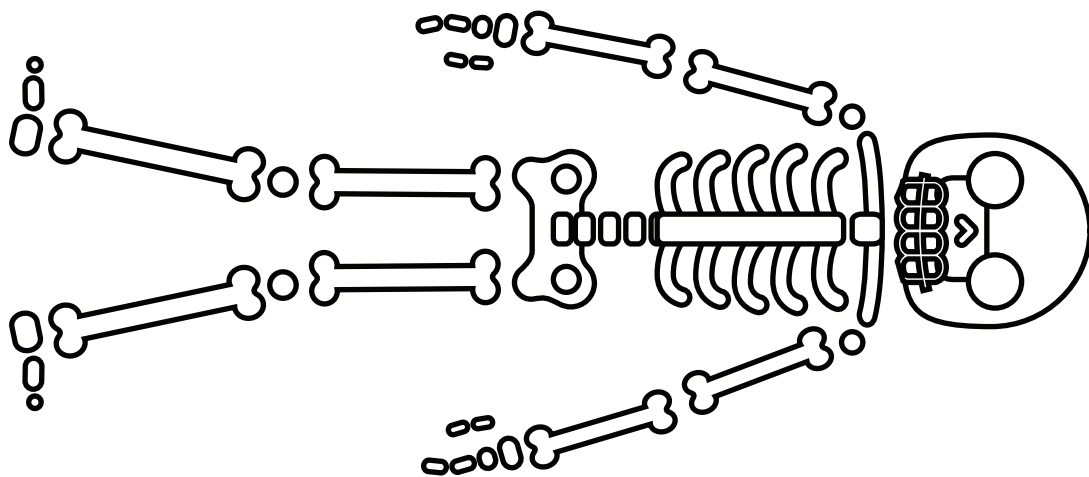
3. Our Bible Truth is: The Holy Spirit Lives in God's People.

4. The Israelites had cold, hard hearts towards God. They were like the dead bones in the valley. But God's Holy Spirit could change their hearts, just like God changed the dead bones into a living men.

5. Our craft can help us remember that God is so powerful that He makes dead things alive again. His Holy Spirit can change cold, hard hearts so that they know and love God and want to obey Him!

Note: Even non-readers can participate in presenting the craft, if you will whisper what they are to say in their ear and let them say it aloud for the others to hear.

Craft Pattern #1



BEFORE CLASS:**1. PICK YOUR PERSON**

VIPPs can be anyone in your church! Typically, they fall into 6 categories: Church staff, Elders, Deacons/deaconesses, Special Volunteers (people who aren't paid, but spend a lot of time helping out in particular ways), Supported Workers (aka missionaries), and Church Members.

2. GATHER YOUR FACTS

Use the VIPP Information Sheet to write down the facts about your VIPP. The information on this worksheet is used in the VIPP activities, listed in the "Choose an Activity" section below.

DURING THE ACTIVITY:**1. INTRODUCE YOUR VIPP**

Introduce your VIPP to the children, using the VIPP Information Sheet. Fill in a set of VIPP Clue Cards with the information for your VIPP. If desired, you can even have the actual person come into class for the children to meet.

Need help describing what someone does for the church in a kid-friendly way? Check out the list of common VIPPs on the Praise Factory website in the PFI resources. There are lots of kid-friendly descriptions for common VIPP's, such as pastors, elders, deacons and a lot more.

2. PRAY!

Lead the children in praying for the VIPP. Ask the children if they would like to pray for one of the VIPPs prayer requests. Even non-readers can pray for the VIPP if you whisper the prayer request in their ear, then let them say it aloud. Never force a child to pray!

3. CHOOSE AN ACTIVITY

There are two activities you can use to help the children learn about the VIPP:

VIPP Clue Cards: These are nine coloring sheets in which children fill in the nine things they learn about the VIPP from the VIPP Information Sheet. Photocopy a set of each child. Use as few or as many of these Clue Cards as you desire. Clue Cards found at the back of this book.

VIPP Game: This is a game that uses a set of Clue Cards for one or two VIPPs.

Choose a VIPP and fill in his/her information on the VIPP Information Sheet. Fill in a set of VIPP Clue Cards with the information for your VIPP. Tell the children about the VIPP, having them fill in the VIPP Clue Cards with the key facts as they learn them. Write any words the children need to write on a white-board or other piece of paper so they can see how to spell them. Help younger children write these words on their clue cards. Ideas for how to tell the children about many common VIPPs are listed at praisefactory.org with the resources for this Bible Truth.

Optional TAKING IT TO OTHERS Activity: Introduce and Pray for the VIPP

If you are presenting the VIPP to other children or parents you can assign children to hold up the 10 clue cards and say what each card tells about the VIPP. (Or, you can have the children hold them up as you tell what each one means.) Then lead the children in praying for the VIPP.

Game: Hot and Cold Hide

Materials

Information Sheet for one VIPP
2 Set of Clue Cards
8 8.5" x 11" Manilla Envelopes
Blindfold

Preparing the Game

1. Fill in one set of clue sheets for the VIPP you are using.
2. Tape the other (blank) set of Clue Cards to the outside of the manilla envelopes.
3. Put the filled-in clue cards in the corresponding envelope.

Playing the Game

Reveal: Tell the children about the VIPP, showing them your filled-in clue cards as you tell about them.

Review: Choose one child to be "The Finder" and cover his eyes with the blindfold. Choose one of the Clue Card envelopes. Choose another child to be "The Hider". This child will hide the envelope somewhere in the room. When the clue is hidden, the Finder takes off his blindfold and begins to look for the envelope. The other children say "hot, cold, etc" as the child gets closer or further from the envelope to help the child find it. When the folder is found, the teacher (or the child) tells the Clue Card category. The other children try to remember what the VIPP's answer was. Open it up and see if they got it right. If they did, the Clue Card is retired. If not, it can be added back into the Clue Cards to be hidden.

VIPP INFORMATION SHEET

VIPP NAME:

WHAT VIPP LOOKS LIKE

Man or Woman? _____

Hair color? _____

Eye color? _____

FAVORITE ANIMAL

FAVORITE FOOD

FAVORITE FREE TIME ACTIVITY

WHAT VIPP DOES DURING WEEK

VIPP GROUP OF SERVICE:

Church Member

Deacon

Elder

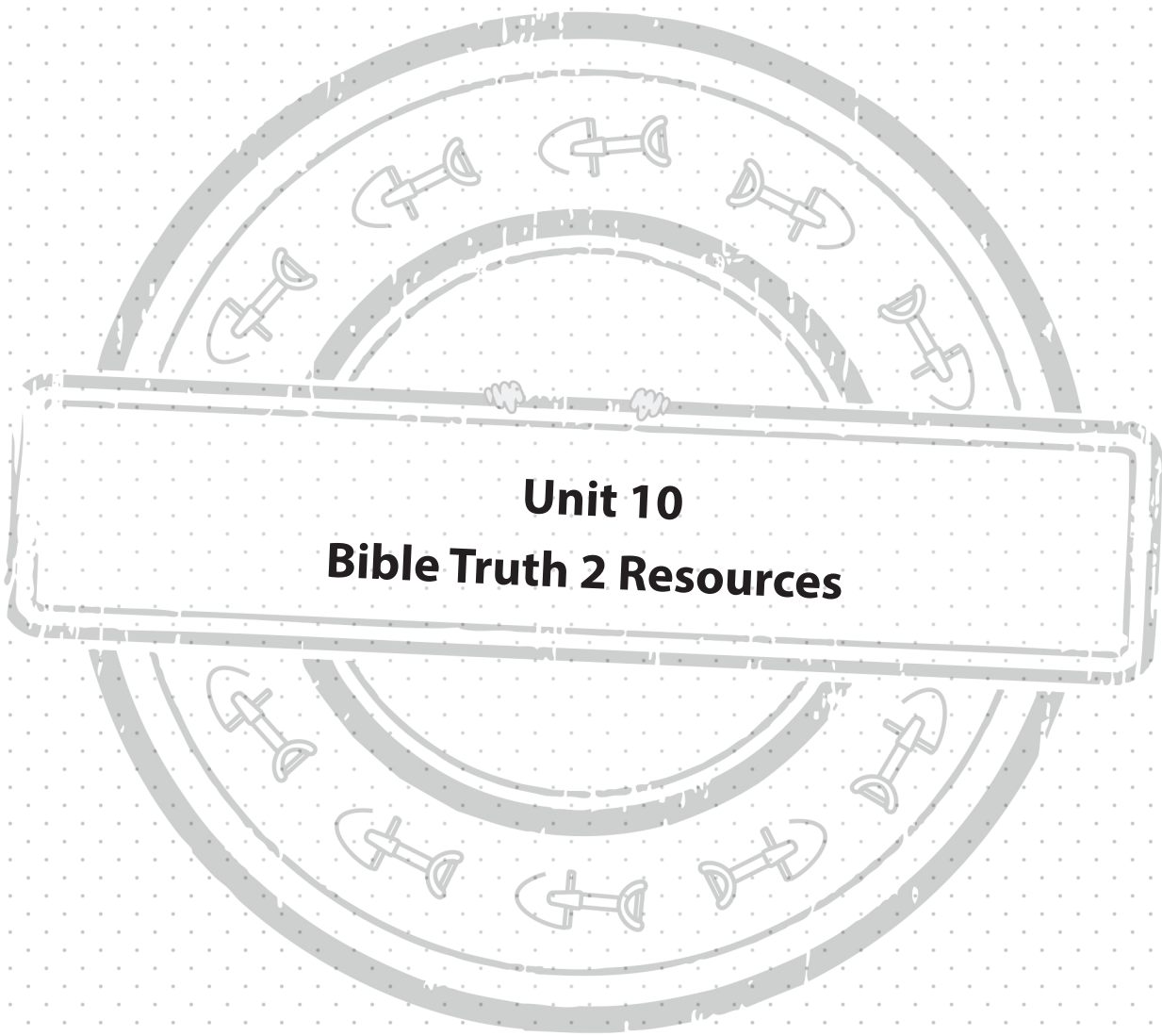
Church Staff

Special Volunteer

Supported Worker
(Missionary)

3 WAYS VIPP SERVES CHURCH

3 WAYS TO PRAY FOR THE VIPP



Unit 10
Bible Truth 2 Resources

BIBLE TRUTH 2 OVERVIEW

Unit 10: The Holy Spirit, The Indwelling God

Big Question and Answer: "What does the Holy Spirit do in God's people? He changes their hearts to be like Jesus!"

Bible Verse: "I will give you a new heart, and a new spirit I will put within you." Ezekiel 36:26

Bible Truth 2 Concept: The Holy Spirit Gives God's People Courage

God gives His people many good things to enjoy, but He also calls them to do difficult things. God does not expect His people to do these things on their own. He gives them His Holy Spirit, to live inside of them and help them do everything He calls them to do.

God's Holy Spirit helps God's people do things they would never have the courage to do on their own. He gives them the courage to tell others the good news of salvation. He gives them the courage to obey Him, even when they are tempted not to. He gives them courage to keep trusting in God and to joyfully endure any hard things God may have them go through. He even gives them courage to boldly face their enemies who want to hurt or kill them.

Not only does God's Holy Spirit give them the courage to do whatever God calls them to, but He also reminds them of God's promises to use everything that happens to them for their good and God's glory. And, He reminds them that one day God will bring them home to live with Him in heaven, where there will be only joy and happiness in God's presence forever.

God's Holy Spirit can give us courage to live for God, too, when we turn from our sins and trust in Jesus as our Savior.

Bible Truth 2 Bible Verse

Meditation Version: Acts 4:29,31

"And now, Lord, look upon their threats and grant to your servants to continue to speak your word with all boldness...And when they had prayed, the place in which they were gathered together was shaken, and they were all filled with the Holy Spirit and continued to speak the word of God with boldness."

Alternate Memory Version: Acts 4: 29,31

"And when they had prayed...they were all filled with the Holy Spirit and continued to speak the word of God with boldness."

Bible Truth 2 ACTS Prayer

A God, we praise You for being the Giver of Courage to Your People through the Holy Spirit.

C God, we confess that many times we fear instead of trusting You to give us courage by the Holy Spirit. We need Jesus to be our Savior!

T Thank You, God for giving Your people the Holy Spirit to give them courage to do everything You call them to do.

S God, work in our hearts, that we might turn away from our sins and trust in Jesus as our Savior. Send the Holy Spirit to live in our hearts that we might live courageously for You. Help us to boldly do everything You want us to do, no matter how hard it is.

Bible Truth 2 Stories

Lesson 1: The Case of the Rock Man (New Testament)

Matthew 16:13-20; Acts 2-4

Lesson 2: The Case of the Gardener and the Gunpowder (Story of the Saints)

Lesson 3: The Case of the Small Man with the Big, Secret Weapon (Old Testament)

1 Samuel 17

1. GETTING STARTED: Welcome and Opening Songs (*introduce unit and get kids moving with these songs*)

<p>Welcome</p>	<p>“Welcome to Praise Factory. We’re so glad you’ve joined us! Here at the PFI we are investigators. (That’s what the “I” stands for!) Investigators look for answers to questions. In PFI, we look for answers to big questions about God. We dig deep down in the truths of God’s Word to find them.”</p>
<p>Praise Factory Theme Song</p>	<p>“Let’s sing our Praise Factory Investigator’s theme song.”</p> <p>PFI: Praise Factory Investigators <i>PFI ESV Songs 10, Track 1</i></p> <p>We’re PFI: Praise Factory Investigators, Diggin’ deep down for truths in God’s Word, That’s PFI: Praise Factory Investigators, Diggin’ deep down for truths in God’s Word, We’re looking for answers to very big questions, Big questions about God, If you’re looking for answers to very big questions ‘bout God, come along, Join PFI: Praise Factory Investigators, Diggin’ deep down for truths in God’s Word, That’s PFI: Praise Factory Investigators, Diggin’ deep down for truths in God’s Word. Deep down, diggin’ down, Let’s go diggin’ down, Deep down, diggin’ down, ‘Til answers to all our Big Questions we’ve found. We’re PFI: Praise Factory Investigators, Diggin’ deep down for truths in God’s Word, That’s PFI: Praise Factory Investigators, Diggin’ deep down for truths in God’s Word.</p>
<p>Classroom Rules Song</p>	<p>An important part of Praise Factory is helping us worship God and love one another. Our WoGoLOA song reminds us how we should act. Let’s sing it.”</p> <p>WoGoLOA Rules Song <i>PFI ESV Songs 10, Track 2</i></p> <p>Refrain: WoGoLOA means “Worship God and love one another,” WoGoLOA means “Worship God and love one another.”</p> <p>WoGo means “Worship God.” Sound off, 1,2,3, Joyfully take part, Listen to others, Obey your teachers. (<i>Refrain</i>)</p> <p>LOA means “Love One Another.” Sound off, 1,2,3, Be kind, Be encouraging, Help others, help others. (<i>Refrain twice</i>)</p>

1. GETTING STARTED, continued

Opening Prayer	"Let's ask God to help us obey these rules, and to help us worship Him and love one another as we learn more about Him today. Let's pray." <i>Pray.</i>
Big Question Under Investigation: Big Question 10 and Songs	<p>"Now it's time to turn today's Big Question Under Investigation.</p> <p>It's: What Does the Holy Spirit Do in God's People?</p> <p>The Bible tells us that God is Father, Son and Holy Spirit. He is three Persons, but just one God. God, the Holy Spirit, carries out God's plans--especially God's plans to work inside His people and change their hearts. The Holy Spirit is God's wonderful gift to His people! He is their helper and their comforter. He helps them know and love God. He helps them live for Him.</p> <p>So the answer to our Big Question, 'What Does the Holy Spirit Do in God's People? is: He Changes Their Hearts to Be Like Jesus!'</p> <p>"Let's sing our Big Question Song(s): <i>choose one or both</i></p> <p>Big Q & A 10 Song <i>PFI ESV Songs 10, Track 3</i> <i>(adapted version of "Pop! Goes the Weasel)</i> What does the Holy Spirit do inside of God's people? What does the Holy Spirit do? He changes their heart!</p> <p>What Does the Holy Spirit Do in God's People? <i>PFI ESV Songs 10, Track 4</i></p> <p><i>Refrain</i> What does the Holy Spirit do in God's people? What does the Holy Spirit do in God's people? He changes their hearts, He changes their hearts, He changes their hearts to be like Jesus!</p> <p>Verse 1 He gives life to the hearts of God's people, He gives them the gifts of repentance and faith, He puts love in the hearts of God's people, He helps them love God and others always. <i>Refrain</i></p> <p>Verse 2 God gives power to the hearts of people, He gives them the courage to live boldly for Him, He gives wisdom to the hearts of God's people. He reveals His Holy Word to them. <i>Refrain</i></p>

1. GETTING STARTED, continued**Unit 10
Bible Verse**

You may also enjoy these songs:

A New Heart:
Ezekiel 36:26, ESV
PFI ESV Songs 10,
Track 6

Within You:
Ezekiel 36:26, ESV
PFI ESV Songs 10,
Track 7

You Shall Be Clean:
Ezekiel 36:25-27, ESV
PFI ESV Songs 10,
Track 8

"How do I know this is true? The Bible tells me so!

Ezekiel 36:36 tells us: "I will give you a new heart, and a new spirit I will put within you."

Big Question 10 Bible Verse Song

PFI ESV Songs 10, Track 5

Ezekiel 36:26

I will give you a new heart,
And a new spirit, I will put within you.
I will give you a new heart,
And a new spirit, I will put within you.
Ezekiel Thirty-six, twenty-six.

When we repent of our sins and trust in Jesus as our Savior, we become God's people. Not does He save His people from the punishment they deserved from their sins, but He changes them. He gives them a new heart--one that knows Him and loves Him. One that wants to please Him. God's Holy Spirit, Himself, comes to live inside them in this new heart. He is the one who brings about the wonderful changes in God's people. He helps them to know and love God. He helps them understand what God wants them to do and helps them to do it. He comforts them and reminds them of God's promises to them. His life in their heart is just a tiny taste of the wonderful life they enjoy with God when they go to live with Him in heaven forever.

2. DIGGING DEEP DOWN: Key Concept and Story (introduce the Bible Truth and tell the related story)**Bible Truth 2**

"It's time for us to dig down deeper for answers to our Big Question. We're learning **FOUR** Bible Truths that all tell us something about the Holy Spirit. We have learned one already. Can you remember what it is? (The Holy Spirit Lives in God's People)

The Bible Truth we are going to be thinking about today is:

The Holy Spirit Gives God's People Courage.

God gives His people many good things to enjoy, but He also calls them to do difficult things. God does not expect His people to do these things on their own. He gives them His Holy Spirit, to live inside of them and help them do everything He calls them to do.

God's Holy Spirit helps God's people do things they would never have the courage to do on their own. He gives them the courage to tell others the good news of salvation. He gives them the courage to obey Him, even when they are tempted not to. He gives them courage to keep trusting in God and to joyfully endure any hard things God may have them go through. He even gives them courage to boldly face their enemies who want to hurt or kill them.

Not only does God's Holy Spirit give them the courage to do whatever God calls them to, but He also reminds them of God's promises to use everything that happens to them for their good and God's glory. And, He reminds them that one day God will bring them home to live with Him in heaven, where there will be only joy and happiness in God's presence forever.

God's Holy Spirit can give us courage to live for God, too, when we turn from our sins and trust in Jesus as our Savior.

2. DIGGING DEEP DOWN, continued

**Bible Truth 2
Hymn**

“Long ago, a man named Martin Luther was thinking about this Bible truth, too. He wrote the words a hymn called “A Mighty Fortress Is Our God” We’re going to learn two verse from it.

A Mighty Fortress Is Our God

PFI ESV Songs 10, Tracks 15,16

Verse 3

And though this world with devils filled,
Should threaten to undo us.
We will not fear for God has willed,
His truth to triumph through us.
The Prince of Darkness grim,
We tremble not for him.
His rage we can endure,
For lo’ his doom is sure,
One little word shall fell him.

Verse 4

That word above all earthly powers,
No thanks to them abideth,
The Spirit and the gifts are ours,
Through Him who with us sideth,
Let goods and kindred go,
This mortal life also,
The body they may kill,
God’s truth abideth still.
His kingdom is forever.

We do not have to look very far to see signs that God’s good world and good ways are challenged by a powerful enemy called Satan. He and other angels rebelled against God long ago. No wonder his nickname is the “Prince of Darkness” and these rebel angels are called demons! They love to oppose God. These enemies also want to cause trouble for God’s people. This may sound very scary. No one wants to have powerful enemies like these. But the good news is that they are not even close to a match for God. He is so much more powerful than they are. He will always win over any of their wicked plans. And thanks to Jesus, God gives His people powerful gifts to fight these enemies, too. He puts His Holy Spirit in their heart to make them bold. He gives them other abilities that help them fight, too. Yes, with Jesus on the side of God’s people, it doesn’t matter what Satan might have planned. God will always win. His kingdom is forever.

**Bible Truth 2
Bible Verse
and Song**

“The Bible verse we are going to be digging down into for this Bible Truth is:

Acts 4:29,31

“And now, Lord, look upon their threats and grant to your servants to continue to speak your word with all boldness...And when they had prayed, the place in which they were gathered together was shaken, and they were all filled with the Holy Spirit and continued to speak the word of God with boldness.”

These words are a prayer of some of God’s people that’s in the Bible. There are times when the enemy they face is too powerful for them, on their own. But, they know that they never have to face anything on their own. God has given them His Holy Spirit to work in their hearts and help them be bold to do whatever He wants them to do. He delights to answer this prayer!

We’ve said our Bible verse, now let’s sing it!

And Now, Lord

PFI ESV Songs 10, Track 17

And now, Lord, look upon their threats,
And grant to your servants to continue to speak,
Your word with all boldness, Your word with all boldness, Your word with all boldness,
And when they prayed, they were all filled,
With the Holy Spirit and continued to speak,
The word of God with boldness, the word of God with boldness,
The word with boldness.
Acts Four, twenty-nine and thirty-one.

*You might also enjoy
these extra songs:
Now, Lord, Look upon
Their Threats?
Acts 4:29,31
PFI ESV Songs 10, Track 18*

*Fan into Flame
Fan into the Flame
2 Timothy 1:6-7, ESV
PFI ESV Songs 10, Track 19*

2. DIGGING DEEP DOWN, continued**LESSON 1 STORY****New Testament Story:****The Case of the Rock Man**Matthew 16:13-20;
Acts 2-4

"Now it's time for today's story called: **The Case of the Rock Man.**

As you listen to the story, see if you can figure out:

- 1. Who was the Rock Man? Who gave him this nickname? What did it mean?**
- 2. How did Rock Man not live up to his nickname? Who changed him to fit his nickname?**

(If desired, write these questions on a sheet of paper to refer to when the story is finished.)

Read story.

After reading story, ask for the children's answers to the questions.

1. Who was the Rock Man? Who gave him this nickname? What did it mean? Jesus nicknamed Cephas "Peter," which means "Rock." Jesus meant that upon the faith like that which God gave Peter in Jesus, would the church of God's people be built.

2. How did Rock Man not live up to his nickname? Who changed him to fit his nickname? Peter's faith crumpled when Jesus was arrested. He chose to deny he even knew Jesus rather than risk getting arrested, too. But after Jesus died on the cross and rose from the dead, He forgave Peter. When the Holy Spirit came upon all the believers, He filled Peter's heart, too, making his faith strong like a rock so that he boldly told all that Jesus was the Christ.

Close in prayer. (prayer suggestions included at end of story)

LESSON 2 STORY**Story of the Saints:****The Case of the Gardener and the Gunpowder**

"Now it's time for today's story called: **The Case of the Gardener and the Gunpowder.**

As you listen to the story, see if you can figure out:

- 1. Who tried to scare the gardener? What did they want to take from him?**
- 2. What did the gardener use as gunpowder? Who helped the gardener with the thieves and then helped the thieves?**

(If desired, write these questions on a sheet of paper to refer to when the story is finished.)

Read story.

After reading story, ask for the children's answers to the questions.

1. Who tried to scare the gardener? What did they want to take from him?

Some boys tried to scare the gardener and take the money for the church building.

2. What did the gardener use as gunpowder? Who helped the gardener with the thieves and then helped the thieves? Rapeseed that looked like gunpowder in the darkness. The Holy Spirit living in the gardener's heart gave him courage to face the thieves and to encourage them towards the Lord. The Holy Spirit later worked in the boys' hearts. They turned away from their sins and trusted in Jesus as their Savior.

Close in prayer. (prayer suggestions included at end of story)

2. DIGGING DEEP DOWN, continued**LESSON 3****Old Testament Story:****The Case of the Small Man with the Big, Secret Weapon***1 Samuel 17*

"Now it's time for today's story called: **The Case of the Small Man with the Big, Secret Weapon.**

As you listen to the story, see if you can figure out:

- 1. Who was the Small Man? Who thought he was too small to fight?**
 - 2. What was the Small Man's big, secret weapon? What difference did this make?**
- (If desired, write these questions on a sheet of paper to refer to when the story is finished.)*

Read story.

After reading story, ask for the children's answers to the questions.

1. Who was the Small Man? Who thought he was too small to fight? David was the Small Man. Everyone! Goliath, his brothers, King Saul.

2. What was the Small Man's big, secret weapon? What difference did this make?

The Holy Spirit working in David's heart, helping him have faith in the LORD to speak out against Goliath and to proclaim Him as the one, true, God, full of greatness and power. It made all the difference! He might have been too small to defeat giant Goliath alone, but the LORD gave him courage to stand up to Goliath and He helped David defeat him. Everyone could see how great the LORD was!

Close in prayer. (prayer suggestions included at end of story)

3. TAKING ACTION: Response Activities *(choose from among these activities)***Response Activities**

- **ACTS Prayer Activity:** Add your own prayer requests to the ACTS prayer
- **Sneaky Snack:** Story-related snack
- **Bible Truth Review Activity:** Game with questions related to the Bible Truth
- **Bible Truth Hymn:** Music activities to learn a portion of a Bible Truth-related hymn
- **Bible Verse Review Activity:** Game with questions related to Bible Truth Bible verse
- **Bible Verse Song:** Music activities to learn the Bible Verse song
- **Story Review Activity:** Game with questions related to the Bible Truth and Case
- **Case RePlay, Jr. and Sr.:** Two drama activities that review the story: one for younger children, one for older children.
- **Craft:** Story-related craft
- **VIPP (Very Important Prayer Person):** Game and a coloring activity to help children learn about people in your church and how to pray for them.

(VIP resources: found online or at back of this book)

4. TAKING IT TO OTHERS *Optional presentations for the last few minutes of class***Presenting to Other Children**

If you split the children into different response activities, you can gather the children together again and have each small group make presentations to show the other children what they learned. Presentation ideas are included in the resources for each activity.

Presenting to Parents

If you keep your children together for response activities, you can have them make a presentation of something they have learned to their parents when they come to pick them up from class. Presentation ideas are included in the resources for each activity.

5. TAKING IT HOME *(Take Home Sheet)***PFI Pronto**

Give out the PFI Pronto for the case story as well as any other materials as the children are dismissed.

BIBLE TRUTH 2, LESSON 1: PLANNER/OVERVIEW

GETTING STARTED: Welcome and Opening Songs (*introduce unit and get kids moving with these songs*)

Welcome to Praise Factory: PFI: Praise Factory Investigators Theme Song *PFI ESV Songs 10, Track 1*

Rules to Help Us Worship God and Love One Another: WoGoLOA Classroom Rules Song
PFI ESV Songs 10, Track 2

Big Question Under Investigation: Big Question 10 Songs *PFI ESV Songs 10, Tracks 3,4*

Big Question Bible Verse: Ezekiel 36:26 Song: *PFI ESV Songs 10, Track 5*

Extra Bible Verse: Ezekiel 36:26, ESV Song: A New Heart PFI ESV Songs 10, Track 6

Extra Bible Verse: Ezekiel 36:26, ESV Song: Within You PFI ESV Songs 10, Track 7

Extra Bible Verse: Ezekiel 36:25-27, ESV Song: You Shall Be Clean PFI ESV Songs 10, Track 8

DIGGING DEEP DOWN: Key Concept and Story (*introduce the Bible Truth and tell the related story*)

Bible Truth 2: The Holy Spirit Gives God's People Courage

Bible Truth Hymn: A Mighty Fortress Is Our God, vs.3,4 *PFI ESV Songs 10, Tracks 15,16*

Bible Verse: Acts 4:29,31

Bible Verse Song: And Now, Lord *PFI ESV Songs 10, Track 17*

Extra Bible Verse Song: Now, Lord, Look Upon Their Threats Acts 4:29,31 PFI ESV Songs 10, Track 18

Extra Bible Verse: Fan into the Flame 2 Timothy 1:6-7, ESV PFI ESV Songs 10, Track 19

Lesson 1 New Testament: The Case of the Rock Man *Matthew 16:13-20; Acts 2-4*

TAKING ACTION: Response Activities (*choose from among these activities*)

Snack and Discussion Planner: Pebbles and Rocks

ACTS Prayer: Prayer Sheet

Bible Truth Review: Discussion Questions and Game: Rush to Safety

Bible Truth Hymn: A Mighty Fortress Is Our God, vs.3,4 *PFI ESV Songs 10, Tracks 15,16*

Song, Sign Language and Song Game: Pass the Secret Sign **PFI ESV Songs 10 BOOK or ONLINE**

Bible Verse Review: Acts 4:29,31 Discussion Sheet and Game: Balancing Act

Bible Verse Song: And Now, Lord *PFI ESV Songs 10, Track 17*

Song, Sign Language and Song Game: Mimic Me! **PFI ESV Songs 10 BOOK or ONLINE**

Story Review: Discussion Questions and Game: What's in the Box?

Case Replay, Jr: Drama Activity for Youngest Children (children do same story actions together)

Case Replay, Sr: Drama Activity for Most Children (children re-tell story with individual parts)

Craft: God Filling His People with His Spirit and Shaking Their Meeting Place

VIPP (Very Important Prayer Person) Prayer Time: Coloring Sheets (back of book) and Game: Ball Roll Review

TAKING IT HOME: Take Home Sheet for Review and Family Devotions

PFI Pronto: Bible Truth 2, Lesson 1 **PFI ESV Prontos 10 BOOK or ONLINE**

The Case of the Rock Man *Matthew 16:13-20; Acts 2-4*

by Connie Dever

Our story is called:**The Case of the Rock Man.****As you listen to the story, see if you can figure out:**

1. Who was the Rock Man? Who gave him this nickname? What did it mean?
2. How did Rock Man not live up to his nickname? Who changed him to fit his nickname?

This story takes place in New Testament times, when Jesus lived on earth.

Jesus and his disciples had been traveling north for a few days. Behind them lay the hills of Galilee. Now they climbed up into the mountains to Caesarea Philippi. How beautiful it was, with its waterfalls and pools of clear, cool water, straight from the melted snow of Mt. Hermon, the tallest mountains near Israel.

For years, people had come to Caesarea Philippi to honor idols. They left their worship offerings to them by the springs of water, nicknamed the Gates of Hell. Now Jesus brought His disciples to this same water to reveal Himself as the Son of God.

“Who do you say that I am?” Jesus asked them.

Peter—called Simon back then-- spoke up right away. “You are the Christ, the Son of the living God,” Peter blurted out.

Jesus was pleased. The Holy Spirit had revealed this to Peter. Jesus turned to Peter and said, “Your name is no longer Simon. I call you ‘Peter’ the Rock. And on this Rock I will build my church and the gates of Hell will not overcome it.” (Matthew 16:13-20)

Peter was pleased. Jesus said he had faith like a big, strong rock! He would build His Church on faith like Peter’s and chose this place, called the Gates of Hell, to tell them that nothing would ever defeat His Church.

But time passed. Jesus’ enemies, the Jewish leaders, grew stronger. They made plans to arrest and kill Him. One night, down in Jerusalem, they sent soldiers to the Garden of Gethsemane and captured Him.

Peter the Rock crumbled into Peter the Pebble, a man of little faith and even less courage. Three times that night, Peter was accused him of being with Jesus and all three times he denied Jesus. He was so afraid of being arrested and maybe killed!

And where was Peter the Rock after Jesus died on the cross? A rock would have helped Nicodemus, Joseph of

Arimathea and the women take Jesus’ body and prepare it for burial. But Peter the Pebble hid with the other disciples, in fear of the Jewish leaders.

Peter the Pebble was ashamed. He loved Jesus, but he had chosen to deny His dear Master. Could Peter the Pebble ever become Peter the Rock, who bravely trusted God? It would take a miracle!

On Pentecost day, that miracle, that act of God, happened. With a great roar, the Holy Spirit came down to live inside the hearts of Peter and Jesus’ other followers. He worked in Peter’s heart, giving him courage to live for Jesus. He was no longer Peter the Pebble. By the Holy Spirit, he was Peter the Rock.

Immediately, Peter went out to speak to the crowd of thousands of people who had gathered. He told them how Jesus, the Son of God, had died as the perfect sacrifice for sinful people. All who confessed their sins and trusted in Jesus as their Savior would receive forgiveness and new life through Him. Thousands received Peter’s message and were saved.

And that was just the beginning of what God did through Peter the Rock! These thousands of new believers met together in the temple courts to worship and praise God. And who led them? None other than Peter the Rock and the other disciples. The Holy Spirit had changed them. He had given them courage to STOP fearing the Jewish leaders and START trusting God. Every day, new people were saved as they heard the gospel and saw the disciples’ changed lives. The Jewish leaders noticed the disciples’ changed lives, too. They watched as thousands of Christians gathered in the Temple courts to. They listened to praise Jesus, the Son of God... and they did NOT like it!

Story-telling Tips**Ahead of time:**

1. Read the Bible verses and story. Pray!
2. Create story cue cards on index cards (or highlight text).
3. Practice telling story dramatically, timing your presentation. Shorten, if necessary to fit your allotted time.
4. Decorate area with story props that help bring your story alive.

During your presentation:

1. Maintain as much eye contact as possible as you tell the story. Point to/use props at important points in the story. Include the kids in your story with a few questions about what they think will happen or words/concepts that might be new to them.
2. Watch the kids for signs that their attention span has been reached. Shorten, if necessary.

"This problem with Jesus is just getting worse!" they told each other. "Now there are thousands worshipping Jesus as God's Son. Something must be done, but what?" they wondered.

They watched for a chance to arrest the Christians, especially the leaders, like Peter.

At last the Jewish leaders had their chance. (from Acts 3): "One day Peter and John were going up to the temple at the time of prayer—at three in the afternoon. Now a man crippled from birth was being carried to the temple gate called Beautiful, where he was put every day to beg from those going into the temple courts. When he saw Peter and John about to enter, he asked them for money. Peter looked straight at him, as did John. Then Peter said, "Look at us!" So the man gave them his attention.

Then Peter said, "Silver or gold I do not have, but what I have I give you. In the name of Jesus Christ of Nazareth, walk." Taking him by the right hand, Peter helped him up, and instantly the man's feet and ankles became strong. He jumped to his feet and began to walk. Then he went with them into Solomon's Colonnade in the temple courts, walking and jumping, and praising God. When all the people saw him, they recognized him as the same man who used to sit begging at the temple gate called Beautiful, and they were filled with wonder."

The Temple courts were in an uproar as people ran to see the healed man with Peter and John. The Jewish leaders came, too. What would Peter do? He was right in the courts of the Temple, the very headquarters of the Jewish leaders! Here was their chance to catch Peter. Would he be Peter the Pebble and run away? Or could he be Peter the Rock, and speak to the crowds about Jesus—even in front of the Jewish leaders?

He stayed Peter the Rock! Peter did NOT run. The Holy Spirit living inside of him gave him rock-like faith. Peter saw the crowds and said: "Men of Israel, why does this surprise you? Why do you stare at us as if by our own power or godliness we had made this man walk? He was healed through Jesus. He was crucified by you, but God raised Him from the dead. There is forgiveness of sins to all who confess their sins, turn from them and trust in Jesus." The Holy Spirit worked in the hearts of many and about two thousand people believed and

became followers of Jesus that day.

The Jewish leaders were furious! They seized Peter and John and put them in jail. What would happen to Peter now? Would he be Peter the Pebble again; or, would he stay Peter the Rock even now?

The next morning, soldiers led Peter, John and the before the Jewish leaders. "Yesterday you healed a man more than 40 years old. This is unheard of. By whose power did you do this?" they asked him.

The Holy Spirit gave Peter courage to say: "Know this: It is by the name of Jesus Christ, whom you crucified but whom God raised from the dead, that this man stands before you healed. Salvation is found in no one else, for there is no other name under heaven given to men by which we must be saved."

The Jewish leaders were amazed. Peter and John were simple men, who had never even gone to school, yet they spoke so well and with such courage!

"What are we going to do?" they asked each other. "We cannot deny the miracle, but we must stop this thing from spreading any further. These men must stop speaking!"

"This time we are releasing you," they warned Peter and John, "but stop teaching about Jesus...or we will punish you."

"Judge for yourselves whether it is right in God's sight to obey you rather than God," Peter and John replied. "For we cannot help speaking about what we have seen and heard."

When the Jewish leaders released Peter and John, they went to tell the other believers what had happened. Everyone praised God and prayed. And what did they pray? Was it, "Lord, don't let us be hurt. Get us out of this trouble!?" No, those would be prayers of Pebbles. The Holy Spirit lived in these people and made them brave. He gave them all rock-like faith.

They prayed, "Lord, consider their threats and enable your servants to speak your word with great boldness. Stretch out your hand to heal and perform miracles and wonders through the name of your holy servant Jesus."

Did God answer this prayer? Yes, he did. After they prayed, the place where they were meeting was SHAKEN! And they were all filled with the Holy Spirit and spoke the word of God boldly.

Cracking the Case:

It's time to answer our Case Questions.

1. Who was the Rock Man? Who gave him this nickname? What did it mean? Jesus nicknamed Cephas "Peter," which means "Rock." Jesus meant that upon the faith like that which God gave Peter in Jesus, would the church of God's people be built.

2. How did Rock Man not live up to his nickname? Who changed him to fit his nickname? Peter's faith crumpled when Jesus was arrested. He chose to deny he even knew Jesus rather than risk getting arrested, too. But after Jesus died on the cross and rose from the dead, He forgave Peter. When the Holy Spirit came upon all the believers, He filled Peter's heart, too, making his faith strong like a rock so that he boldly told all that Jesus was the Christ.

Something for You and Me

Our Bible Truth is:

The Holy Spirit Gives God's People Courage

Our Bible Verse is: Acts 4:29,31

"And now, Lord, look upon their threats and grant to your servants to continue to speak your word with all boldness...And when they had prayed, the place in which they were gathered together was shaken, and they were all filled with the Holy Spirit and continued to speak the word of God with boldness."

The Holy Spirit made Peter the Pebble, into Peter the Rock, full of courage and faith. Only Him, living inside God's people's hearts that could give them the courage they would need to spread the good news about salvation through Jesus.

But what about you and me? Do you think that the Holy Spirit only was for Peter, John and those other first followers of Jesus? No, He was not! Could the Holy Spirit make even us with little faith and lots of fear like pebbles, be turned into ROCKS with big faith and big courage like Peter? Yes, He can. Like our Bible Truth says, the Holy Spirit comes to live inside of ALL who confess their sins to Jesus and turn to trust in Him. He will even come to live in us, if WE turn from our sins and trust in Jesus! You and I do not have to be Pebbles, either. The Holy Spirit can work in us to give us courageous, rock-like faith to live for Him.

Let's praise God for sending His people the Holy Spirit, God who dwells inside His people. Let's ask Him to send the Holy Spirit to live inside us, changing our hearts to

to love and obey God, and giving us great boldness to tell everyone about Jesus.

Close in prayer.

Closing ACTS Prayer

A God, we praise You for being the Giver of the Holy Spirit to Your people. Through Him, You make them courageous to tell others about Jesus.

C God, we confess that many times, like Peter, we are fearful and choose to avoid suffering for Jesus, even though we know all that He suffered to save sinners like us. We need a Savior! We need the Holy Spirit to work in our hearts!

T God, we thank You for giving Your people the Holy Spirit to change them into the people You want them to be. You know that they cannot do it on their own. You give them Your Spirit to be their powerful helper.

S God, work in our hearts! Help us to turn away from our sins and trust Jesus as our own Savior. Send the Holy Spirit to work in our hearts, making us courageous to live and to speak and even to suffer for You and for the gospel.

Special Words

Temple: The one, special worship place for the LORD that was in Jerusalem.

ACTS PRAYER ACTIVITY

Use this sheet to write down your ACTS Prayer

Instructions:

Use this sheet to help the children apply the Bible Truth into a prayer. You can use the ACTS provided or even better, have the kids think of their own applications. Also have the children add their personal requests to the prayer, too. Lead the children in the prayer or let them pray sections, with your help. Never force a child to pray! Non-readers can participate by you whispering a section of the prayer into their ear and allowing them to pray it aloud for the group.

ADORATION:

God, we praise You for being the Giver of Courage to Your People through the Holy Spirit.

God, we praise You for being.....

Add your own Adorations:

CONFESSION:

God, we confess that many times we fear instead of trusting You to give us courage by the Holy Spirit. We need Jesus to be our Savior!

God, we have sinned against You....

Add your own Confessions:

THANKSGIVING:

Thank You, God for giving Your people the Holy Spirit to give them courage to do everything You call them to do.

God, we thank You for...

Add your own Thanksgivings:

SUPPLICATION:

God, work in our hearts, that we might turn away from our sins and trust in Jesus as our Savior. Send the Holy Spirit to live in our hearts that we might live courageously for You. Help us to boldly do everything You want us to do, no matter how hard it is.

God, we need Your help...

Add your own Supplication:

SNEAKY SNACK

Can you figure out how this snack ties in with our case?

Snack: Pebbles and Rocks

Pebbles and Rocks Trail mix. Make alternative to nuts available, such as Cheerios or popcorn to the nuts, if children are allergic to nuts.

This is only a suggestion. Feel free to modify. Be mindful of allergy issues among your children!

Case Tie-in: Jesus nicknamed Cephas, Peter, which means Rock because upon the faith which God would give Him, would Jesus build His church. But, Peter many times acted not like a strong rock, but a weak, little pebble until the Holy Spirit filled his heart. The Holy Spirit worked great changes in Peter's faith and in his courage to speak and act boldly for God.

SOUL FOOD

Food for thought during snack time

1. What does the snack have to do with the story?

Choose a few questions from the other activity discussion sheets to talk about during this snack time.

2.

3.

4.

5.

6.

7.

Directions: Read and discuss Bible Truth, using a FEW of the questions. Play game. Feel free to modify the game to fit your children.

The Holy Spirit Gives God's People Courage

God gives His people many good things to enjoy, but He also calls them to do difficult things. God does not expect His people to do these things on their own. He gives them His Holy Spirit, to live inside of them and help them do everything He calls them to do.

God's Holy Spirit helps God's people do things they would never have the courage to do on their own. He gives them the courage to tell others the good news of salvation. He gives them the courage to obey Him, even when they are tempted not to. He gives them courage to keep trusting in God and to joyfully endure any hard things God may have them go through. He even gives them courage to boldly face their enemies who want to hurt or kill them.

Not only does God's Holy Spirit give them the courage to do whatever God calls them to, but He also reminds them of God's promises to use everything that happens to them for their good and God's glory. And, He reminds them that one day God will bring them home to live with Him in heaven, where there will be only joy and happiness in God's presence forever.

God's Holy Spirit can give us courage to live for God, too, when we turn from our sins and trust in Jesus as our Savior.

Understanding the Bible Truth

1. What kinds of things does God give His people? *Many good things.*
2. What does God call His people to do? *He calls them to do many things, even very difficult things.*
3. What did God promise to do to help His people? *He promised to send them the Holy Spirit to live in them and to help them.*
4. Who does the Holy Spirit live in? *He lives in every believer.*
5. What does the Holy Spirit help believers do? *Everything He calls them to do, even very difficult things that they would never have the courage to do on their own.*
6. What does the Holy Spirit give God's people the courage to do when they go through hard things? *To keep trusting in God and joyfully endure the hard things.*
7. What does the Holy Spirit give God's people the courage to do when they face enemies who want to hurt or even kill them? *To boldly face them.*
8. What are some of God's promises that the Holy Spirit encourages believers with? *That God will use everything that happens to them for their good and His glory. That one day God will bring them home to live with Him forever.*
9. Can God's Holy Spirit give us courage to live for God, too? How? *Yes! When we turn from our sins and trust in Jesus as our Savior.*

Bible Verse Connection Question

1. What does our Bible Truth have to do with our **Bible Verse: Acts 4:29,31**: "And now, Lord, look upon their threats and grant to your servants to continue to speak your word with all boldness...And when they had prayed, the place in which they were gathered together was shaken, and they were all filled with the Holy Spirit and continued to speak the word of God with boldness.?"

God delights to answer His people when they pray for boldness to live and speak for Him. He answers these prayers by filling them with His Holy Spirit. He is the one who gives God's people boldness.

Bible Truth Story Connection Questions

1. How did Peter and John suffer because they were Jesus' followers? *They were arrested and threatened by the Jewish leaders. They were warned that they would be punished if they kept telling others about Jesus.*
2. How did the Holy Spirit help Peter, John and the other believers? *He gave them courage to stand up to the Jewish leaders. He gave them courage to proclaim that Jesus is God's Son and that they would keep telling others about Him. He filled them with boldness.*

Life Application Questions

1. Can the Holy Spirit live inside us, giving us courage? *Yes, when we turn away from disobeying God and trust in Him as our own Savior. God will send the Holy Spirit to live in our hearts. He will give us courage to live and to speak for Him.*

ACTS Questions

1. What is something we can praise God for because of this Bible Truth?

Praise God for being the Giver of Courage through the Holy Spirit.

2. What are sins we can confess to God because of this Bible Truth?

Confess ways that we fear instead of trusting Him to give us courage.

3. What is something we can thank God for because of this Bible Truth?

Thank God for giving His people the Holy Spirit so they do not ever need to be afraid.

4. What is something we can ask God for because of this Bible Truth?

We can ask God to work in our hearts that we would want to turn away from disobeying Him and trust in this wonderful Jesus as our own Savior. We can ask God to fill us with His Spirit so we will bravely tell others about Him.

The Gospel

1. God gives the Holy Spirit to His people. How can we become God's people? What is the gospel?

God is the good Creator and King of the world. He made people to worship Him and live by His good laws. But we are all sinners who have rebelled against Him. We all deserve death--God's just, eternal punishment for our sins. How terrible! But God has good news for us. In His great mercy, God sent His Son Jesus to earth to save sinners. Yes, Jesus, the perfect Son of God, left His home in heaven and became a man. He lived the perfect life that pleases God. (He's the only one who has ever done that!) He offered it up to God His Father as the perfect sacrifice for sins when He suffered and died on the cross. Then, on the third day, Jesus rose from the dead in victory. He had fully paid for the sins of God's people, so they wouldn't have to! Now all who turn away from their sins and trust in Jesus as their Savior will receive forgiveness of sins and eternal life with God. They will be His very own special people who will know Him and enjoy Him forever. We can be God's people, too, if we turn from our sins and trust in Jesus as our own Savior.

Game: Rush to Safety

Materials

Construction Paper
 CD and CD player
 Masking Tape
 Small bowl or bag
 Bible Truth Questions

Preparing the Game

1. Choose 20+ questions for your game from the Bible Truth Discussion Questions, or make up your own.
2. Write the Bible Truth questions on small thin strips of paper (or make a photocopy of the Bible Truth Discussion Questions and simply cut them into strips) and put them in the bag/bowl.
3. Cut circles about 9" in diameter, enough for every child but one.
4. Tape the circles on the floor around the room.

Playing the Game

Point out the safety spot circles on the floor. Tell the children that you will tell the children to move however you command them to move, such as march, walk, skip, crab crawl, etc. (BUT NOT RUN!!!) when you play the music. But when the music stops, they are to get to a safety spot. Show them that there is one spot too few for them all so that someone will be caught out. The child who has no safety spot picks a question for the class to answer. If the class answers it correctly, then the child is added back into the group. If not, then the child stays out and another safety spot is removed.

Game continues as number of questions, time, and attention span allow.

NOTE: Have the children who are "out" help make up actions for the other children to do, put them in charge of the music, etc. along with you. This will keep them happily occupied as they continue.

Non-competitive Option

Have the child without a safety spot choose a question for the class, but then join the game, even if the class gets it wrong. Add the question back into the bag for further review. Don't reduce the number of safety spots.

Optional TAKING IT TO OTHERS Activity: Quiz Questions

Have the children choose a few of the questions from the game to ask the parents/other children during TAKING IT TO OTHERS time. Help pre-readers by whispering the question in their ear and letting them ask it aloud to the parents/other children. Make sure you read the Bible verse aloud before you ask your questions.

Directions:

1. Write words to song in large print before class.
2. Play the song for the children, helping them follow along on the song sheet.
3. Discuss the song, using a few questions from the discussion sheet. *Don't use them all!*
4. Introduce sign language for key words of your choice from sign language sheet for your song. Use as few or as many as you think the children can learn.
5. Sing and sign the song. Sign language as well as large format lyrics and sheet music are found in the PFI Unit Songbook or online.
6. If desired, play the Song Game.

Optional TAKING IT TO OTHERS Activity: Presenting and Singing the Song

1. Sing and sign the song, encouraging the watching children/parents to join in.
2. Ask the class some of the questions listed below. The Bible Truth Connection Question is particularly good to help them understand how the song ties in with the Bible Truth.

A Mighty Fortress Is Our God

Verse 3

And though this world with devils filled,
Should threaten to undo us.
We will not fear for God has willed,
His truth to triumph through us.
The Prince of Darkness grim, We tremble not for him.
His rage we can endure, For lo' his doom is sure,
One little word shall fell him.

Listen to it on PFI ESV Songs 10, Tracks 15,16

Verse 4

That word above all earthly powers,
No thanks to them abideth,
The Spirit and the gifts are ours,
Through Him who with us sideth,
Let goods and kindred go, This mortal life also,
The body they may kill, God's truth abideth still.
His kingdom is forever.

Understanding the Song

1. What is a mighty fortress? *A very strong building (fort) or even a town, built to keep you safe when enemies attack.*
2. Who is the mighty fortress of believers? *The LORD is. He is always strong enough to help them and protect them.*
3. What are devils and what does it mean that this world is filled with them? What do they threaten to undo? *Devils-- or demons--refer to Satan and the other angels who long ago, in the beginning, rebelled against God. Satan also tempted Adam and Eve, the first people, to rebel against God, too. Since then, he and his demons have continued to try to bring harm to God's world and His good plans.*
4. Who does Satan threaten to undo? What does that mean? *God's good plans for this world, especially for God's people. It means Satan would love to keep God's people from loving God and living for Him.*
5. Why can Satan only threaten to undo God's good plans and God's people? *God is far mightier than Satan. Satan will only be able to act within the bounds set by God, in His mercy and wisdom. While there are parts of God's wisdom about what He allows Satan to do, we KNOW for sure, that God promises to only use all things His people go through for their good and His glory. Satan can never undo this!*
6. Why do God's people not have to fear? What has God willed? *God, His Word and His good plans will always win out. God's truth will always triumph. He will always help His people to keep on believing and living for Him.*
7. Who is the Prince of Darkness? *Satan. This is a nickname that points to his love of sin (Darkness). And, that he has only a limited rule (Prince) here in this broken world of ours, for now. He will continue to have this power until Jesus comes back and puts a final end to him. Then Jesus, called the Prince of Peace, will reign forever.*
8. What is Satan's certain end? *He will be completely defeated and put away, once and for all. Jesus already defeated him when He died on the cross and rose from the dead.*
9. What is the one little word that will "fell" him (put an end to Satan's attempts to lead God's people away from God)? *Martin Luther wrote that the word "liar" was the one word. That's because every day he had to remind himself that Satan was a liar and that God's Word and God's promises were always true. Satan wants us to believe his lies so we will doubt and rebel against God. We can remind ourselves to believe God, not Satan.*
10. What does God give His people to fight against Satan's schemes and lies? *His Word, the Bible; His Holy Spirit and the gifts He gives to each of God's people that work together to encourage us to love and live for God.*
11. Why do God's people have these wonderful gifts? *God has given the Holy Spirit and the other gifts because of what Jesus has done for them on the cross.*
12. What are goods and this mortal life? *Goods are a word meaning all the things we have. Mortal life means our life.*
13. What does abide mean? What abides, even if we die? *Abide means to continue. God's truth continues to be true and will be completely fulfilled, even if we die*
14. What truth is especially comforting for God's people to remember, even when they die? *God's promises that He has beaten sin and death through Jesus. His promises to take them to live with Him in His kingdom--heaven--forever.*

Bible Truth Connection Question

1. How does this song relate to our **Bible Truth: The Holy Spirit Gives God's People Courage**? *We do not have to look very far to see signs that God's good world and good ways are challenged by a powerful enemy called Satan. He and other angels rebelled against God long ago. No wonder his nickname is the "Prince of Darkness" and these rebel angels are called demons! They love to oppose God. These enemies also want to cause trouble for God's people. This may sound very scary. No one wants to have powerful enemies like these. But the good news is that they are not even close to a match for God. He is so much more powerful than they are. He will always win over any of their wicked plans. And thanks to Jesus, God gives His people powerful gifts to fight these enemies, too. He puts His Holy Spirit in their heart to make them bold. They will never have to fight alone! The Holy Spirit working inside them helps them to stand up to Satan's lies and keep on believing and living for God.*

Story Connection Question

1. How does this song relate to today's story? *Peter believed Satan's lies that God would not take care of him if he stood with Jesus. He chose to lie and deny Jesus to protect himself. But God's truth triumphed in Peter. He received Jesus' forgiveness. He received the Holy Spirit in his heart. He would not tremble anymore, but instead would boldly tell others about Jesus. And he would do this, even if someone threatened to take away of his goods or even his life to get them to keep quiet about Jesus. Peter knew it was God's kingdom that would last forever and so he trusted in God to be his mighty fortress.*

Bible Connection Question

1. What does this hymn have to do with our Bible Verse: **Acts 4:29,31**:*"And now, Lord, look upon their threats and grant to your servants to continue to speak your word with all boldness...And when they had prayed, the place in which they were gathered together was shaken, and they were all filled with the Holy Spirit and continued to speak the word of God with boldness." God's people know that while they may face strong enemies who threaten to harm them or try to spoil God's plans, that they need not fear. They may not be strong enough on their own, but they know that God is their mighty fortress. He gives them the Holy Spirit to give them courage and help them keep on doing what God wants them to do. All they need do is ask. God delights to answer His people's prayers to give them strength! He is always able to give them everything they need. His truth will always win the victory!*

ACTS Questions

1. What is something we can praise God for from this hymn? *Praise God for being the Giver of Your Spirit and other gifts to help Your people keep on believing and living for You. Praise God for always being stronger than Satan. He is always able to win!*
2. What are sins we can confess to God from this hymn? *That many times we do fear instead of trust that God can always beat Satan's evil plans. We want to depend on ourselves, not God. We don't think His Spirit will be enough. We need a Savior! We need the Holy Spirit to change our hearts!*
3. What is something we can thank God for from this hymn? *That God really is always stronger than our greatest enemy! Through Jesus, God has already defeated him.*
4. What is something we can ask God for from this hymn? *That God would work in our hearts that we might turn from our sins and trust Jesus as our Savior. We can ask Him to send the Holy Spirit to come and live in our hearts, helping us not to fear, but to trust God to take care of us, no matter what we go through.*

Life Application Questions

1. How can our lives be affected by the message of this song? *We can ask God to help us turn from our sins and trust in Jesus as our Savior. We can ask God to help us not to fear, but for Him to give us His Spirit and His gifts to help us love Him and keep on living for Him. We can remember that if we are God's people, then even if we lose all of our goods or even our life, that we will go to be with Him in His kingdom forever. That will be best of all.*

Gospel Question

1. Who do we need to "side" with us? Who has beaten Satan, sin and death? What is the gospel? *God is the good Creator and King of the world. He made people to worship Him and live by His good laws. But we are all sinners who've rebelled against Him. We all deserve death--God's just, eternal punishment for our sins. How terrible! But God has good news for us. In His great mercy, God sent His Son, Jesus to earth as a man to save sinners. He lived the perfect life that pleases God. (He's the only one who's ever done that!) He offered it up to God His Father as the perfect sacrifice for sins when He suffered and died on the cross. Then, on the third day, Jesus rose from the dead in victory. He had fully paid for the sins of God's people, so they wouldn't have to! Now all who turn away from their sins and trust in Jesus as their Savior will receive forgiveness of sins and eternal life with God. They will be His very own special people who will know Him and enjoy Him forever. We can be God's people, too, if we turn from our sins and trust in Jesus as our own Savior.*

Song Game: Pass the Secret Sign

Materials

Sign Language signs used in song, particularly choose words with important meanings you want the children to learn, such as "grace", "redeem", etc.

Bag or bowl

Blindfold

Preparing the Game

1. Cut out signs and put in bowl.

Playing the Game

1. Practice the song and signs until the children know them well.
2. Have all the children stand in a tight circle, except one, "It," who will stand in the middle of the circle, blindfolded.
3. Have the children in the circle to put their hands behind their backs. Choose a sign from the bag and hand to a child in the circle, still keeping hands behind their backs, not looking at the sign.
4. When "It" says "Pass the Secret Sign", the children will begin to pass the sign around behind their backs.
5. When "It" says "Stop the Passing!" the child who has the sign freezes with the sign behind his back.
6. The child with the sign brings it around and looks at it. You can help the child practice the sign.
7. Then take the blindfold off of "It", watch the child with the card do the sign, then have "It" guess the name of the sign. (If desired, "It" can ask another child in the circle for help with their guess.)
8. The holder of the sign then becomes "It." Sing the song with all the signs, then repeat.

choose a FEW questions for discussion, then choose the game and/or music activity

Meditation Version: Acts 4:29,31

"And now, Lord, look upon their threats and grant to your servants to continue to speak your word with all boldness...And when they had prayed, the place in which they were gathered together was shaken, and they were all filled with the Holy Spirit and continued to speak the word of God with boldness."

Alternate Memory Version: Acts 4: 29,31

"And when they had prayed...they were all filled with the Holy Spirit and continued to speak the word of God with boldness."

Understanding the Bible Verse

1. Who was threatening whom? *The Jewish leaders were threatening the believers in Jesus.*
2. What did the Jewish leaders not want them to do? *To tell others about Jesus.*
3. What did the disciples ask God to give them because of the Jewish leaders' threats?
Courage to tell about Jesus boldly.
4. Why didn't the believers ask to be rescued from danger? *Because the Holy Spirit gave them courage to trust God with their safety and to help them care more about sharing about Jesus than even their lives.*
5. How did God answer the believers' prayers? *Filled them with the Holy Spirit and shook the room.*
6. Do rooms always shake when God sends His Holy Spirit to His people? *No. This was a special sign of encouragement to those first believers in Jesus. The Holy Spirit comes to live inside God's people today, even without the room being shaken.*

Bible Truth Connection Question

1. What does this verse have to do with the **Bible Truth: The Holy Spirit Gives God's People Courage?**
God delights to answer His people when they pray for boldness to live and speak for Him. He answers these prayers by filling them with His Holy Spirit. He is the one who gives God's people boldness.

Story Connection Question

1. How does this verse relate to our story? *These are the words that Peter, John and the other believers prayed after the Jewish leaders released them.*

Life Application Questions

1. Who will God give His Holy Spirit to today?
All His people; all those who turn from their sins and trust in Christ and live for Him.
2. What sorts of things do Christians today need the Holy Spirit to give them courage to do?
Same as with these believers, the courage to stand up and tell about Jesus, no matter what.

ACTS Questions

1. What is something we can praise God for from this Bible Verse?
Praise God for being the Hearer and Answerer of His People's prayers.
2. What are sins we can confess to God from this Bible Verse?
That many times we do not want to pray for boldness to speak and act for God. Instead, we want Him to protect us from hard and scary things like this. We forget all that God has done for His people through Jesus! We deserve God's punishment! We need a Savior!
3. What is something we can thank God for from this Bible Verse?
We can thank God for sending the Holy Spirit to give His people courage. They do not have to have enough courage on their own to do what He wants them to do. No! He will give it to them, through the Holy Spirit!
4. What is something we can ask God for from this Bible Verse?
We can ask God to work in our hearts that we would want to turn away from disobeying Him and trust in this wonderful Jesus as our own Savior. We can ask Him to give us His Holy Spirit and make us those who courageously speak and act for the glory of His name.

ACTS Questions

1. What is something we can praise God for from this Bible verse?

Praise God for being the Giver of a Helper to live inside Your people forever.

2. What are sins we can confess to God from this Bible verse?

That many times we want to do things on our own. We don't want a Helper, even though we need Him if we are to live for God. We need a Savior! We need the Holy Spirit!

3. What is something we can thank God for from this Bible verse?

We can thank God for sending the Holy Spirit to be His people's Helper. We can thank God for not having His people live life on their own. We thank Him for giving Him to them always to be with them, to live inside them...forever!

4. What is something we can ask God for from this Bible verse?

We can ask God to work in our hearts that we would want to turn away from disobeying Him and trust in this wonderful Jesus as our own Savior. We can ask Him to give us His Holy Spirit to live in our hearts so that we can know Him and He can help us to know God and His truth, and live for Him.

The Gospel

1. What must we do if we want to know God and be filled with His Holy Spirit? What is the gospel?

God is the good Creator and King of the world. He made people to worship Him and live by His good laws. But we are all sinners who have rebelled against Him. We all deserve death--God's just, eternal punishment for our sins. How terrible! But God has good news for us. In His great mercy, God sent His Son Jesus to earth to save sinners. Yes, Jesus, the perfect Son of God, left His home in heaven and became a man. He lived the perfect life that pleases God. (He's the only one who has ever done that!) He offered it up to God His Father as the perfect sacrifice for sins when He suffered and died on the cross. Then, on the third day, Jesus rose from the dead in victory. He had fully paid for the sins of God's people, so they wouldn't have to! Now all who turn away from their sins and trust in Jesus as their Savior will receive forgiveness of sins and eternal life with God. They will be His very own special people who will know Him and enjoy Him forever. We can be God's people, too, if we turn from our sins and trust in Jesus as our own Savior.

Game: Simon Says How

Materials

Bible verse written up in large print so that all can see

A die

Die Number and Action Chart (see below)

Preparing the Game

Make a sign as follows:

1 = Head

2 = Feet

3 = Hands

4 = Head and Feet

5 = Feet and Hands

6 = Whole Body

Learning the Verse

Some or all of your children may be non- or early readers. Teach the verse in sections, having them say it after you. Repeat a few times. Add clapping or other movement as they say it.

Directions

1. If desired, lead the children in a discussion of a **FEW** of the most important questions before beginning game.

2. Explain the game to them as follows:

Have the children spread out facing the leader. Tell the children that they are going to play "Simon Says How", a game in which everyone will take turns making up different actions that they will try to do while trying to say the verse. Explain that "Simon" will roll the die and make up actions that use the parts of the body that correspond to the number on the chart. Everyone else will then recite the verse while doing the actions "Simon" made up. Simon will then choose another person to be Simon in his place.

Game continues until all children get to be Simon, or as time and attention span allow.

Optional TAKING IT TO OTHERS Activity: Quiz Questions

Have the children choose a few of the questions from the game to ask the parents/other children during TAKING IT TO OTHERS time. Help pre-readers by whispering the question in their ear and letting them ask it aloud to the parents/other children. Make sure you read the Bible verse aloud before you ask your questions.

Directions:

1. Write words to song in large print before class.
2. Play the song for the children, helping them follow along on the song sheet.
3. Discuss the song, using a few questions from the discussion sheet. *Don't use them all!*
4. Introduce sign language for key words of your choice from sign language sheet for your song. Use as few or as many as you think the children can learn.
5. Sing and sign the song. Sign language as well as large format lyrics and sheet music are found in the PFI Unit Songbook or online.
6. If desired, play the Song Game.

Optional TAKING IT TO OTHERS Activity: Presenting and Singing the Song

1. Sing and sign the song, encouraging the watching children/parents to join in.
2. Ask the class some of the questions listed below. The Bible Truth Connection Question is particularly good to help them understand how the verse ties in with the Bible Truth.

I Will Ask the Father

Listen to it on PFI ESV Songs 10, Track 21

I will ask the Father,
 And He will give you,
 Another Helper to be with you forever,
 A helper to be with you forever,
 Even the Spirit of truth,
 Even the Spirit of truth.

You know Him, for He dwells with you,
 And will be in you,
 Another Helper to be with you forever,
 A helper to be with you forever,
 Even the Spirit of truth,
 Even the Spirit of truth.
 John Fourteen, sixteen and seventeen.

Song Game: Word Take Away

Materials

Sign Language Signs and Song
 White board and marker
 Eraser

Preparing the Game

1. Write the words to the song on a white board.

Playing the Game

1. After children have learned the song and signs well, then tell the children that you are going to leave out words from the song (that you've learned signs for) and just do the sign in its place.
2. Have the children help you choose a word to take out. Erase the word from the board. Review the sign the for erased word.
3. Sing the song, trying to remember to NOT sing the word and do only the sign.
4. Continue to take out words until all of the words (with signs) have been taken out.

Game continues as number of questions, time, and attention span allow.

STORY REVIEW

Directions: Read and discuss Bible Truth, using a FEW of the questions. Play game. Feel free to modify the game to fit your children.

General Story Questions

1. What name did Jesus give Simon? Why? *Peter means rock. His faith was the solid rock on which Jesus would begin His church of all who believe in Him.*
2. How did Peter act more like a pebble than a rock at Jesus' arrest? *Denied he knew Jesus at His arrest. When he hid away with the other disciples after His death.*
3. What brought the change in Peter into a rock? *The Holy Spirit, giving him courage in his heart.*
4. What did Peter do differently after the Holy Spirit came inside his heart? *Spoke boldly about Jesus.*
5. What did Peter have courage to do after the Holy Spirit came inside his heart?
Care more that people heard about Jesus than whether or not he was hurt.
6. What did the lame man want Peter and John to do? What did Peter and John do instead?
He wanted money but they healed him in Jesus' name.
7. What did the Jewish leaders do when they saw the lame man and heard Peter preach?
Arrested Peter and John and put them in prison.
8. What did the Jewish leaders tell Peter and John not to do? *Tell others about Jesus.*
9. What answer did Peter and John give the Jewish leaders? *We will not stop telling others about Jesus.*
10. What did the believers ask God to give them when Peter and John came back to them?
To give them great boldness to tell about Jesus.
11. Why did the believers ask for boldness, not safety?
Because they wanted to tell others about Jesus, even more than they wanted to not get hurt.

Bible Truth Connection Questions

1. What does this story have to do with our Bible Truth? *Peter acted out of fear with faced with suffering for Jesus until the Holy Spirit came to live inside his heart. The Holy Spirit changed Peter, giving him courage to speak out for Jesus, to suffer and even be willing to die.*

Bible Verse Connection Question

1. What does the story have to do with our **Bible Verse: Acts 4: 29,31**: "And now, Lord, look upon their threats and grant to your servants to continue to speak your word with all boldness...And when they had prayed, the place in which they were gathered together was shaken, and they were all filled with the Holy Spirit and continued to speak the word of God with boldness."?
These are the words that Peter, John and the other believers prayed after the Jewish leaders released them.

Life Application Questions

1. What should God's people today ask for boldness to do? *To live for God and to tell others about Jesus.*
2. How can we become God's people? *By turning away from our sins and trusting in Jesus as our Savior.*

ACTS Questions

1. What is something we can praise God for being that we learned in our story?
Praise God for being the Giver of the Holy Spirit to His people, to make them courageous to tell others about Him.
2. What is something we can confess as sin that we learned in our story?
Confess that many times, like Peter, we are fearful and choose to avoid suffering for Jesus, even though we know all that He suffered to save His people. We deserve God's punishment! We need a Savior! And we need the Holy Spirit to work in our hearts!
3. What is something we can thank God for that we learned in our story?
We can thank God for giving His people the Holy Spirit to change them into the people He wants them to be. He knows that they cannot do it on their own.
4. What is something we can ask God for that we learned in our story?
We can ask God to work in our hearts, helping us to turn away from our sins and trust Jesus as our own Savior. We can ask Him to send the Holy Spirit to work in our hearts, making us courageous to live and to speak and even to suffer for Him.

The Gospel

1. What is the good news about Jesus that Peter and John told others and that the Jewish leaders did NOT want them to tell? What is the gospel?

God is the good Creator and King of the world. He made people to worship Him and live by His good laws. But we are all sinners who have rebelled against Him. We all deserve death--God's just, eternal punishment for our sins. How terrible! But God has good news for us. In His great mercy, God sent His Son Jesus to earth to save sinners. Yes, Jesus, the perfect Son of God, left His home in heaven and became a man. He lived the perfect life that pleases God. (He's the only one who has ever done that!) He offered it up to God His Father as the perfect sacrifice for sins when He suffered and died on the cross. Then, on the third day, Jesus rose from the dead in victory. He had fully paid for the sins of God's people, so they wouldn't have to! Now all who turn away from their sins and trust in Jesus as their Savior will receive forgiveness of sins and eternal life with God. They will be His very own special people who will know Him and enjoy Him forever. We can be God's people, too, if we turn from our sins and trust in Jesus as our own Savior.

Game: What's in the Box?

Materials

10-20 Various props or pictures with an association with the story
Paper and Marker
Large box or basket
Story Review Questions

Preparing the Game

1. Choose 20+ questions for your game from the Story Review Discussion Questions, or make up your own.
2. Place the props/pictures in the box.

Playing the Game

Divide the children into two teams. Teams will take turn having one of their members reach into the box and pull out a story prop/picture. He will show it to his team and they will come up with an answer as to how that particular prop relates to the story. A correct answer wins 2 points for the team. The team can double their points if they can also tell something from the story they learned about God or about how He wants His people to live. If the team is unable to come up with an answer, then the other team can give an answer for 1 point. For extra fun, you can add some props/pictures that have nothing to do with the story, making the children eliminate them....or even try to think of way it could be added to the story.

Game continues until all children get to pull out a prop/picture,, or as number of questions, time, and attention span allow.

Non-competitive Option

Have the children sit down in a circle around the box. Have the children take turns pulling props/pictures out of the box for the other children to tell what it has to do with the story.

Optional TAKING IT TO OTHERS Activity: Quiz Questions

Have the children choose a few of the questions from the game to ask the parents/other children during TAKING IT TO OTHERS time. Help pre-readers by whispering the question in their ear and letting them ask it aloud to the parents/other children.

CASE REPLAY ACTIVITIES

Use this guide to review the Case Story and act it out for others to enjoy!

CASE REPLAY, JR: YOUNGEST CHILDREN

Description: The children will act out the story together, everyone doing the same action/sound effect at the same time. This activity is most suitable for kindergarteners.

Materials

The Case RePlay, Jr. script for younger children

Preparation

1. Read through the script and write in the blanks along the side possible actions/sound effects the children could do to act it out.

Instructions

1. Tell the children that they will be re-enacting the story together as you tell it.
2. As you read the script, lead the children in actions/sound effects to do with you.
3. If desired, you can read the script and stop at certain sentences and ask them what a good action/sound effect would be to act out what you just read.
4. Repeat the re-enactment one or two times more.

CASE REPLAY, SR: OLDER CHILDREN

Description: The children act out the story as a three-scene play. You will narrate it using the Case RePlay, Sr. script and they will act it out (no spoken words, for the most part), with each child assuming a different character's role. This activity is most suitable for first grade and up. You will review the story, then practice it a few times before performing it for others.

Materials

The Case RePlay, Sr. script
White board or other large format paper
Costumes and props

Preparation

1. Prepare for the play by choosing costumes and props for each character in the story. Decorate the area with any scenery props.
2. Write the words "Beginning," "Middle," "End" on a large piece of paper/whiteboard with plenty of space under each heading. You will use this paper to help the children think about the story as a three-scene play, as it is presented in the script.

Instructions

1. Tell the children that they will get to act out the story as a three-scene play, with a beginning, middle and end section. Tell them that before they can act it out, they need to think it out. as you narrate it with your script.
2. Take the children's answers as they recount the story, helping them put key incidents in the right order.
3. If desired, when they have filled in their Beginning, Middle, End, read through your whole (real) script, so they hear exactly what you will have them act out.
4. Then tell the children that it's time to practice acting out the story.
5. Assign parts to each child. If you are using costumes, do NOT give them out at this point. They will be a distraction.
6. Have all the children sit on the floor or in chairs on one side of the "stage," then call the characters up in place as their part in the story comes.
7. As you read the script, guide the children in where you want them to move or do to act it out.
8. After going through the whole script once, give out any costumes and props and act out the script once or twice more.

Optional TAKING IT TO OTHERS Activity: Re-enacting the Story

Read the script as the children act out together (younger) or assuming different roles (older) as the other children or the parents watch.

CASE REPLAY, JR--YOUNGER KIDS (KINDERGARTEN) P.2

“Welcome to our play! The name of our story is called: The Case of the Rock Man.

This is a New Testament story. It took place while Jesus lived on earth.

And now we present: “The Case of the Rock Man.”

Scene 1:

In Caesarea Philippi, Simon confessed that Jesus was the Christ, the Son of God. Jesus gave Simon the new name Peter, which means “Rock,” for the faith God had given him. Jesus told His disciples He would build His Church on this faith and nothing would overcome it. Jesus’ enemies got stronger and began to look for a way to get rid of Jesus. In Jerusalem, they went to the Garden of Gethsemane and arrested Him. After Jesus was being arrested, Peter acted more like a pebble than rock, denying Jesus three times. When Jesus was being buried, Peter kept acting like a pebble, not a rock, by hiding with the other disciples instead of helping the women, Joseph and Nicodemus.

Actions:

Scene 2:

But when the Holy Spirit came upon Peter and the others at Pentecost, He gave Peter and the others believers rock-like faith and courage. Peter boldly preached the gospel to thousands that day and many came to believe in Jesus. The Holy Spirit gave Peter courage to lead the new believers in prayer in the Temple courts, even with the Jewish leaders there. Peter healed a lame man in front of the Temple and spoke to the amazed crowd, knowing the Jewish leaders could arrest him. Many more people believed in Jesus. The Jewish leaders did arrest them, but Peter and John were did not fear when put in prison. They spoke bravely to the Jewish leaders about Jesus.

Scene 3:

Peter and John met with the other disciples and told them what happened. Together, they prayed for the Holy Spirit to give them more courage to speak about Jesus and the Holy Spirit answered their prayers. God promises to give the Holy Spirit to all His people to give them faith and courage to do whatever He calls them to do.

Bible Truth Tie-In:

The Bible Truth we are learning is: **The Holy Spirit Gives God’s People Courage.** In our story we see how the Holy Spirit gave Peter the courage to have a rock-like faith and courage to stand up for Jesus, no matter what.

CASE REPLAY, SR--OLDER KIDS (1ST GRADE AND UP) P.3

"Welcome to our play! The name of our story is called: The Case of the Rock Man.

This is a New Testament story. It took place while Jesus lived on earth.

The characters in our story are: Jesus, Simon Peter, John and the other disciples; the Temple Guard (Soldiers), the Jewish leaders; and the lame man.

And now we present: "The Case of the Rock Man."

Scene 1: (Beginning)

In Caesarea Philippi, Simon confessed that Jesus was the Christ, the Son of God. Jesus gave Simon the new name Peter, which means "Rock," for the faith God had given him. Jesus told His disciples He would build His Church on this faith and nothing would overcome it. Jesus' enemies got stronger and began to look for a way to get rid of Jesus. In Jerusalem, they went to the Garden of Gethsemane and arrested Him. After Jesus was being arrested, Peter acted more like a pebble than rock, denying Jesus three times. When Jesus was being buried, Peter kept acting like a pebble, not a rock, by hiding with the other disciples instead of helping the women, Joseph and Nicodemus.

Scene 2: (Middle)

But when the Holy Spirit came upon Peter and the others at Pentecost, He gave Peter and the others believers rock-like faith and courage. Peter boldly preached the gospel to thousands that day and many came to believe in Jesus. The Holy Spirit gave Peter courage to lead the new believers in prayer in the Temple courts, even with the Jewish leaders there. Peter healed a lame man in front of the Temple and spoke to the amazed crowd, knowing the Jewish leaders could arrest him. Many more people believed in Jesus. The Jewish leaders did arrest them, but Peter and John were did not fear when put in prison. They spoke bravely to the Jewish leaders about Jesus.

Scene 3: (End)

Peter and John met with the other disciples and told them what happened. Together, they prayed for the Holy Spirit to give them more courage to speak about Jesus and the Holy Spirit answered their prayers. God promises to give the Holy Spirit to all His people to give them faith and courage to do whatever He calls them to do.

Bible Truth Tie-In:

The Bible Truth we are learning is: **The Holy Spirit Gives God's People**

Courage. In our story we see how the Holy Spirit gave Peter the courage to have a rock-like faith and courage to stand up for Jesus, no matter what.

God Filling His People with His Spirit and Shaking Their Meeting

Description:

The children will color in the believers and the “meeting place”. Then will attach a popsicle stick to the people through the slot in the bottom, moving the stick back and forth to make the place “shake.”

Materials

Card stock
 Template for meeting place
 Template for believers
 1 Popsicle stick per child
 Sand colored Craft sand and Craft glue (if desired)
 Tape
 Glue gun and glue stick
 Crayons, markers, colored pencils, etc.

Preparing the Craft

1. Print out a copy of meeting place and the believers, per child, onto card stock.
2. Cut on dashed lines, fold on solid lines, and tape up sides with tape.
3. Cut out slot as shown on meeting place template.
4. Set out tape and coloring supplies.
5. Heat up glue gun and put out of reach of children. (For your use only)
6. Make a sample of the craft to show the children.

Making the Craft

1. Show the sample of the craft you have made.
2. Have the children color in the people.
3. Option One: Meeting place: Color in the meeting place and tape it together into box form by folding along dashed fold lines.
 Option Two: Meeting Place: Tape meeting place into box form, cover with glue, then sprinkle colored sand on it.
4. Have teacher glue popsicle stick to believers with glue gun.
5. Place the believers in the meeting place, with popsicle stick sticking out slot in bottom. Move stick back and forth to “shake” the meeting place.

Optional TAKING IT TO OTHERS Activity: Craft Presentation

If you are presenting the craft to other children or parents the children can hold up their crafts (or your model craft) and read their Bible Truth Connection answers to explain the importance of the craft.

CASE CRAFT**Discussion Guide****Instructions:**

As the children are settled into making their craft, ask them these questions to help them understand the craft's significance. Use the answers provided to guide the children's answers.

Discussion Questions

1. What did Peter, John and the other believers gather in Jerusalem to do? *To pray.*
2. What did the believers pray for God to do?
To give them courage to speak boldly about Jesus.
3. How did God answer these prayers? Why?
He filled them with the Holy Spirit and caused the meeting place to shake! He did this so that they might know His power and would speak boldly about Jesus.
4. What is the Bible Truth that we are learning?
The Holy Spirit Gives God's People Courage.
5. What does our craft have to do with our Bible Truth: The Holy Spirit Gives God's People Courage?
The believers knew that God would need to give them the Holy Spirit to make them brave to speak about Jesus.
6. What can this craft help us remember?
God delights to answer His people's prayers for boldness to speak about Jesus. He fills them with His Holy Spirit to give them the courage they need.

TAKING IT TO OTHERS**Craft Presentation****Instructions:**


Have children hold up your model craft/their crafts. Choose five children (or you say) the five sections below to explain the craft's importance.

Presentation:


1. Our craft is: God Filling His People with His Spirit and Shaking Their Meeting Place.
2. In a meeting place in Jerusalem, God answered Peter, John and the other believers' prayer for boldness by filling them with the Holy Spirit and shaking the meeting place so that they might know His power and speak boldly about Jesus.
3. Our Bible Truth is: The Holy Spirit Gives God's People Courage.
4. The believers knew that God would need to give them the Holy Spirit to make them brave to speak about Jesus.
5. Our craft can help us remember that God delights to answer His people's prayers for boldness to speak about Jesus. He fills them with His Holy Spirit to give them the courage they need.

Note: Even non-readers can participate in presenting the craft, if you will whisper what they are to say in their ear and let them say it aloud for the others to hear.

Box for Meeting Place



People in Meeting Place



BEFORE CLASS:**1. PICK YOUR PERSON**

VIPPs can be anyone in your church! Typically, they fall into 6 categories: Church staff, Elders, Deacons/deaconesses, Special Volunteers (people who aren't paid, but spend a lot of time helping out in particular ways), Supported Workers (aka missionaries), and Church Members.

2. GATHER YOUR FACTS

Use the VIPP Information Sheet to write down the facts about your VIPP. The information on this worksheet is used in the VIPP activities, listed in the "Choose an Activity" section below.

DURING THE ACTIVITY:**1. INTRODUCE YOUR VIPP**

Introduce your VIPP to the children, using the VIPP Information Sheet. Fill in a set of VIPP Clue Cards with the information for your VIPP. If desired, you can even have the actual person come into class for the children to meet.

Need help describing what someone does for the church in a kid-friendly way? Check out the list of common VIPPs on the Praise Factory website in the PFI resources. There are lots of kid-friendly descriptions for common VIPP's, such as pastors, elders, deacons and a lot more.

2. PRAY!

Lead the children in praying for the VIPP. Ask the children if they would like to pray for one of the VIPPs prayer requests. Even non-readers can pray for the VIPP if you whisper the prayer request in the their ear, then let them say it aloud. Never force a child to pray!

3. CHOOSE AN ACTIVITY

There are two activities you can use to help the children learn about the VIPP:

VIPP Clue Cards: These are nine coloring sheets in which children fill in the nine things they learn about the VIPP from the VIPP Information Sheet. Photocopy a set of each child. Use as few or as many of these Clue Cards as you desire.

VIPP Game: This is a game that uses a set of Clue Cards for one or two VIPPs.

Choose a VIPP and fill in his/her information on the VIPP Information Sheet. Fill in a set of VIPP Clue Cards with the information for your VIPP. Tell the children about the VIPP, having them fill in the VIPP Clue Cards with the key facts as they learn them. Write any words the children need to write on a white-board or other piece of paper so they can see how to spell them. Help younger children write these words on their clue cards. Ideas for how to tell the children about many common VIPPs are listed at praisefactory.org with the resources for this Bible Truth.

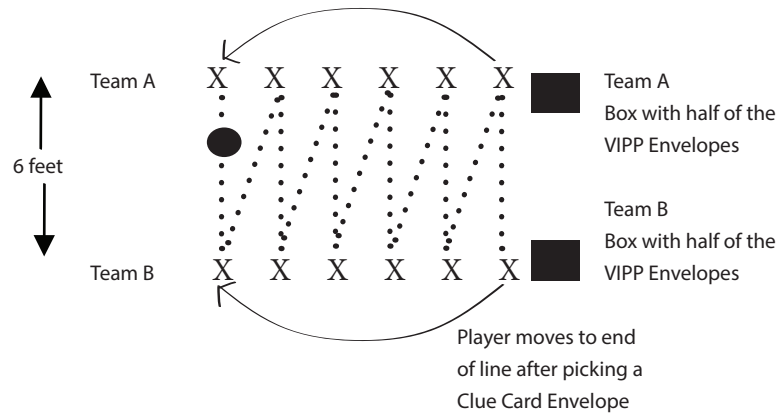
Optional TAKING IT TO OTHERS Activity: Introduce and Pray for the VIPP

If you are presenting the VIPP to other children or parents you can assign children to hold up the 10 clue cards and say what each card tells about the VIPP. (Or, you can have the children hold them up as you tell what each one means.) Then lead the children in praying for the VIPP.

Game: Ball Roll Review

Materials

Information Sheet for one VIPP
 2 Set of Clue Cards
 Ball
 8 8.5" x 11" Manilla Envelopes
 Tape
 Pen and Markers
 2 Boxes



Preparing the Game

1. Fill in one set of clue sheets for the VIPP you are using.
2. Tape the other (blank) set of Clue Cards to the outside of the manilla envelopes.
3. Put the filled-in clue cards in the corresponding envelope.
4. Put half the Clue Card Envelopes in one box and the other half in the other box. These are the Team A and Team B Boxes.

Playing the Game

Reveal: Tell the children about the VIPP, showing them your filled-in clue cards as you tell about them.

Review: Have the children break into two even groups and sit down on the floor facing each other, with about a 6' spread between the 2 lines (see diagram above). For Round 1, Give the ball to the first child in Team A and have them roll it across to the child on Team B directly across from them. Then, that Team B child rolls it back across to the next child on Team A, etc. all the way down the line to the last child on Team B. The last child to get the ball will then pick a Clue Card envelope out of their team's box. They (or the teacher) will tell the group and the Clue Card category by looking at the picture of the Clue Card on the outside of the envelope. Have the children try to remember the VIPP's answer to the category. If the class gets it right, the category is "retired". If they get it wrong, then it gets put back in the pile of category envelopes. The child who picked the Clue Card, then takes their place at the other end of the line. They begin Round 2 by rolling the ball to the first person on Team A, etc. This time, the ball will end up with the last child in the Team A line, ending with the last child in the other line, who gets up and chooses a clue from their Clue Card box. Continue until all the clues have been chosen/answered correctly.

VIPP INFORMATION SHEET

VIPP NAME:

WHAT VIPP LOOKS LIKE

Man or Woman? _____

Hair color? _____

Eye color? _____

FAVORITE ANIMAL

FAVORITE FOOD

FAVORITE FREE TIME ACTIVITY

WHAT VIPP DOES DURING WEEK

VIPP GROUP OF SERVICE:

Church Member

Deacon

Elder

Church Staff

Special Volunteer

Supported Worker
(Missionary)

3 WAYS VIPP SERVES CHURCH

3 WAYS TO PRAY FOR THE VIPP

BIBLE TRUTH 2, LESSON 2: PLANNER/OVERVIEW

GETTING STARTED: Welcome and Opening Songs (*introduce unit and get kids moving with these songs*)

Welcome to Praise Factory: PFI: Praise Factory Investigators Theme Song *PFI ESV Songs 10, Track 1*

Rules to Help Us Worship God and Love One Another: WoGoLOA Classroom Rules Song
PFI ESV Songs 10, Track 2

Big Question Under Investigation: Big Question 10 Songs *PFI ESV Songs 10, Tracks 3,4*

Big Question Bible Verse: Ezekiel 36:26 Song: *PFI ESV Songs 10, Track 5*

Extra Bible Verse: Ezekiel 36:26, ESV Song: A New Heart PFI ESV Songs 10, Track 6

Extra Bible Verse: Ezekiel 36:26, ESV Song: Within You PFI ESV Songs 10, Track 7

Extra Bible Verse: Ezekiel 36:25-27, ESV Song: You Shall Be Clean PFI ESV Songs 10, Track 8

DIGGING DEEP DOWN: Key Concept and Story (*introduce the Bible Truth and tell the related story*)

Bible Truth 2: The Holy Spirit Gives God's People Courage

Bible Truth Hymn: A Mighty Fortress Is Our God, vs.3,4 *PFI ESV Songs 10, Tracks 15,16*

Bible Verse: Acts 4:29,31

Bible Verse Song: And Now, Lord *PFI ESV Songs 10, Track 17*

Extra Bible Verse Song: Now, Lord, Look Upon Their Threats Acts 4:29,31 PFI ESV Songs 10, Track 18

Extra Bible Verse: Fan into the Flame 2 Timothy 1:6-7, ESV PFI ESV Songs 10, Track 19

Lesson 2 Story of the Saints: The Case of the Gardener and the Gunpowder

TAKING ACTION: Response Activities (*choose from among these activities*)

Snack and Discussion Planner: The Old Gardener's Fruit and Veg...and Rapeseed

ACTS Prayer: Prayer Sheet

Bible Truth Review: Discussion Questions and Game: Circus Lions

Bible Truth Hymn: A Mighty Fortress Is Our God, vs.3,4 *PFI ESV Songs 10, Tracks 15,16*

Song, Sign Language and Song Game: Word Take Away **PFI ESV Songs 10 BOOK or ONLINE**

Bible Verse Review: Acts 4:29,31 Discussion Sheet and Game: Bowling Ball Verse

Bible Verse Song: And Now, Lord: Acts 4:29,31 *PFI ESV Songs 10, Track 17*

Song, Sign Language and Song Game: Big Voice, Little Voice **PFI ESV Songs 10 BOOK or ONLINE**

Story Review: Discussion Questions and Game: Egg Toss

Case Replay, Jr: Drama Activity for Youngest Children (children do same story actions together)

Case Replay, Sr: Drama Activity for Most Children (children re-tell story with individual parts)

Craft: A Candle and a Pile of Rapeseed

VIPP (Very Important Prayer Person) Prayer Time: Coloring Sheets (back of book) & Game: Over, Under & Throw

TAKING IT HOME: Take Home Sheet for Review and Family Devotions

PFI Pronto: Bible Truth 2, Lesson 2 **PFI ESV Prontos 10 BOOK or ONLINE**

The Case of the Gardener and the Gunpowder adapted from Religious Stories for Young and Old, vol. IV editor Joel Beeke**Our story is called:****The Case of the Gardener and the Gunpowder.****As you listen to the story, see if you can figure out:**

1. Who tried to scare the gardener? What did they want to take from him?
2. What did the gardener use as gunpowder?
Who helped the gardener with the thieves and then helped the thieves?

This story does not take place in Bible times. It takes place in the 1600's in England.

During those days there was an old man who lived all by himself. Everyone called him, "The Old Gardener" because it was by gardening that he made his living. All day he would tend to his plants.

But at night, the old gardener was not just an old gardener. He would go down to the barn, not with his rake and hoe in hand, but with his Bible, to do what he loved most of all: preach the Word of God. Having no where else to meet, a small group of people came to the barn many nights...and THREE TIMES on Sunday to hear the old gardener read and preach from the Bible.

The Old Gardener was an even better preacher than he was gardener. The Holy Spirit worked in his heart, giving him wisdom and boldness to preaching God's Word well. More and more people came to hear the him preach, and soon his barn was full to bursting. So, even though everyone was very poor, they decided to save enough money to build a church building big enough to fit them all. Each meeting, people would bring their little bits of money to the Old Gardener until at last they had collected enough to build their church building.

News traveled around the area about the Old Gardener's growing church and the money they were collecting to build a church building. Most people heard and were happy for the Old Gardener and his congregation. But there were three, young students--Jack, Tom and Charles-- who heard the news, and looked for a chance to steal the church's money. They came up with a trick to frighten the Old Gardener during the night, then grab the money for the church building.

One night, Jack, Tom and Charles painted their faces black and dressed themselves with some strange

clothes so no one would recognize them. At midnight they snuck up to the Old Gardener's house. Seeing the candlelight glowing in one of the rooms, the young men knew that the gardener had still not gone to sleep. Now was their chance!

The three young men threw the door to the house open very roughly and noisily entered the big hallway. In a corner stood a big table and upon it a bag partly opened and filled with a sort of black kernels. Some of those black kernels had split out and were lying on the floor. On the wall hung a hunting gun.

The old man, who by the light of his candle, was reading the Bible, turned around in surprise when he heard the noise behind his back. Jack, the leader of the three rascals, called to him with a loud voice, "I am the devil!" Thinking he could scare the old man.

Those words might have scared many men that dark night, but the Old Gardener was not just any man. Here was a man who loved God, who read His word and had the Holy Spirit at work in his heart. He knew enough of the Bible to know these were bad men, not the devil. Would the Holy Spirit give him courage to face these men? Yes, He would! The Holy Spirit was working in the Old Gardener's heart to give him courage to face these bad men without fear.

The old man moved his glasses down his nose a little and looking over them, he said, "No, you are not the devil, I see that; but you are a friend of him." This was not at all the response they expected!

The two other young men thought it was their time now to say something too, and they shouted, "We have come to take the money which you folks have saved to build a little church!"

Now the eyes of the gardener began to gleam with

Story-telling Tips

Ahead of time:

1. Read the Bible verses and story. Pray!
2. Create story cue cards on index cards (or highlight text).
3. Practice telling story dramatically, timing your presentation. Shorten, if necessary to fit your allotted time.
4. Decorate area with story props that help bring your story alive.

During your presentation:

1. Maintain as much eye contact as possible as you tell the story. Point to/use props at important points in the story. Include the kids in your story with a few questions about what they think will happen or words/concepts that might be new to them.
2. Watch the kids for signs that their attention span has been reached. Shorten, if necessary.

courage. With a strong voice he answered, "If the Lord shall be my Shield and Help (and that He is), what shall man do to me? That money does not belong to me, it belongs to the Lord. Never will I give it to you. If you dare, you will have to take it by force!"

When he spoke those words, an idea came to mind. With a quick move of his hands he took the burning candle and set it in the midst of the black kernels on the floor. The three students did not expect the old gardener to put up such a fight. He seemed like just an old gardener to them before. Now they saw that he had a courage they had never expected. They hadn't known what boldness the Holy Spirit could bring to the hearts of God's people's!

Tom followed the move of the gardener, in a moment he turned pale with fright. With a trembling voice he cried, "Boys, that black stuff is gunpowder!" Soon it will explode and we all will fly up in the air!"

The three boys were terribly frightened and wanted to run away, but the old man called to them and said, "Halt! Fall down on your knees, or...I'll..." when he spoke those words, he shook the candle to and fro through the black kernels.

The rascals threw themselves down on their knees, and Jack, pleaded, "Sir, please be careful and take the candle away from that gunpowder. If one spark falls, we are perhaps all dead. I ask you for forgiveness. We have done a great evil to trouble you this night as we have. We will gladly make it good by giving you a large amount of money for the building of your new church."

"We will, too," the other two boys said with trembling voices.

The Holy Spirit had given the Old Gardener courage to stand up to these young men, but now He gave him courage to speak to them about Jesus: "Bad men run away in fear as if they will be harmed, even when there is no one seeking to harm them," the Old Gardener told them. "Your money will I accept, but before you get up off your knees, there is something I must tell you about what happens to rebellious people who do not change their ways," he told them.

The old gardener opened his Bible and read it to the young men. Looking at them earnestly he told them about the holiness of God, the eternal punishment that

we all deserve for our sins against Him and about the gift of salvation to all who turn from their sins and trust in Jesus as their Savior.

"Boys, we all need God's mercy through Jesus. Without it there is no hope for any of us. Come, let us sing a song of praise to Him for all that. Here, have this little hymn book."

He told them what verse to sing, and with a loud voice the Old Gardener started to sing. To his delight, the three students joined him with trembling voices.

When the hymn ended, the Old Gardener picked up the money which the boys had laid down on the table, Ashamed and puzzled, Jack, Tom and Charles ran off to their homes as quickly as possible.

After about five months, the little church building was finished. All of the church gathered in its own little building for its very first meeting. And who of all people should have sneaked in among them but Jack, Tom, and Charles, the three burglars.

When the old gardener's sermon came to an end, he thanked all the people who gave the money to build the church. Then he added, "A big amount of the money for this church building came from three young men who one night came to scare me and take the money one night. They, however, made a great mistake when looking upon a heap of black kernels of rapeseed, believing it was a dangerous heap of gunpowder," he told the congregation. "I didn't show them their mistake, but accepted the money they offered me for the trouble they caused me that night."

The three young men were again ashamed and puzzled. The whole time it had never been gunpowder, only seeds!

Because of these three young men, the church became known as "The Little Rapeseed Church. They had come to do harm, but the Lord used their sinful plan to tell them about the good news of salvation through Jesus. These young men praised God for His goodness to them; and they, too, became Christians and regular members of the The Little Rapeseed Church.

Cracking the Case:

It's time to answer our Case Questions.

1. Who tried to scare the gardener? What did they want to take from him?

Some boys tried to scare the gardener and take the money for the church building.

2. What did the gardener use as gunpowder? Who helped the gardener with the thieves and then helped the thieves? Rapeseed that looked like gunpowder in the darkness. The Holy Spirit living in the gardener's heart gave him courage to face the thieves and to encourage them towards the Lord. The Holy Spirit later worked in the boys' hearts. They turned away from their sins and trusted in Jesus as their Savior.

Something for You and Me

Our Bible Truth is:

The Holy Spirit Gives God's People Courage

Our Bible Verse is: Acts 4:29,31

"And now, Lord, look upon their threats and grant to your servants to continue to speak your word with all boldness...And when they had prayed, the place in which they were gathered together was shaken, and they were all filled with the Holy Spirit and continued to speak the word of God with boldness."

Our Bible Verse reminds us of how the Holy Spirit made Jesus' first disciples brave to speak God's Word, even when other threatened to hurt or arrest them. Our story shows us that in just the same way, the Holy Spirit worked in the heart of the Old Gardener to make him brave to face the three burglars and even speak God's Word to them.

And what about you and me? If we turn from our sins and believe in Jesus, will the Holy Spirit live in our hearts? Will He give us courage to boldly stand and be strong for Jesus? Will He give us courage to tell others about Jesus, no matter what? Yes, He will! Let's praise God for giving His people the Holy Spirit to make them brave to do His will, no matter what!

Close in prayer.

Closing ACTS Prayer

A God, we praise You for being the Giver of Your Holy Spirit to Your people, to make them courageous to tell others about Jesus.

C God, we confess that many times, like the young men, we are greedy for money and other things that others have that we want. We need a Savior!

T God, we thank You for giving Your Holy Spirit to live inside Your people. Thank You that He works in them and changes them into the people You wants them to be. He could even change people like those young men! He can even change us!

S God, work in our hearts. Help us to turn away from our sins and trust Jesus as our own Savior. Send Your Holy Spirit to work in our hearts. Make us courageous to live and speak and even suffer for You.

Special Words:

Rapeseed: A plant with a bright, yellow flower. It is mainly grown for it's seed, which is turned into oil, such as Canola oil.

ACTS PRAYER ACTIVITY

Use this sheet to write down your ACTS Prayer

Instructions:

Use this sheet to help the children apply the Bible Truth into a prayer. You can use the ACTS provided or even better, have the kids think of their own applications. Also have the children add their personal requests to the prayer, too. Lead the children in the prayer or let them pray sections, with your help. Never force a child to pray! Non-readers can participate by you whispering a section of the prayer into their ear and allowing them to pray it aloud for the group.

ADORATION:

God, we praise You for being the Giver of Courage to Your People through the Holy Spirit.

God, we praise You for being.....

Add your own Adorations:

CONFESSION:

God, we confess that many times we fear instead of trusting You to give us courage by the Holy Spirit. We need Jesus to be our Savior!

God, we have sinned against You....

Add your own Confessions:

THANKSGIVING:

Thank You, God for giving Your people the Holy Spirit to give them courage to do everything You call them to do.

God, we thank You for...

Add your own Thanksgivings:

SUPPLICATION:

God, work in our hearts, that we might turn away from our sins and trust in Jesus as our Savior. Send the Holy Spirit to live in our hearts that we might live courageously for You. Help us to boldly do everything You want us to do, no matter how hard it is.

God, we need Your help...

Add your own Supplication:

SNEAKY SNACK

Can you figure out how this snack relates to the story?

Snack: The Old Gardener's Fruit and Veg...and Rapeseed

Any fruits and vegetables, to remind them of the Old Gardener; a few chocolate chips to stand as the black rapeseed.

This is only a suggestion. Feel free to modify. Be mindful of allergy issues among your children!

Case Tie-in: The preacher in the Little Rapeseed Church may have been only a gardener, but the Holy Spirit worked in him and made him bold. He boldly preached the good news of Jesus and he boldly stood up to thieves to protect the money for the new, little church building.

SOUL FOOD

Food for thought during snack time

1. What does the snack have to do with the story?

Choose a few questions from the other activity discussion sheets to talk about during this snack time.

2.

3.

4.

5.

6.

7.

Directions: Read and discuss Bible Truth, using a FEW of the questions. Play game. Feel free to modify the game to fit your children.

The Holy Spirit Gives God's People Courage

God gives His people many good things to enjoy, but He also calls them to do difficult things. God does not expect His people to do these things on their own. He gives them His Holy Spirit, to live inside of them and help them do everything He calls them to do.

God's Holy Spirit helps God's people do things they would never have the courage to do on their own. He gives them the courage to tell others the good news of salvation. He gives them the courage to obey Him, even when they are tempted not to. He gives them courage to keep trusting in God and to joyfully endure any hard things God may have them go through. He even gives them courage to boldly face their enemies who want to hurt or kill them.

Not only does God's Holy Spirit give them the courage to do whatever God calls them to, but He also reminds them of God's promises to use everything that happens to them for their good and God's glory. And, He reminds them that one day God will bring them home to live with Him in heaven, where there will be only joy and happiness in God's presence forever.

God's Holy Spirit can give us courage to live for God, too, when we turn from our sins and trust in Jesus as our Savior.

Understanding the Bible Truth

1. What kinds of things does God give His people? *Many good things.*
2. What does God call His people to do? *He calls them to do many things, even very difficult things.*
3. What did God promise to do to help His people? *He promised to send them the Holy Spirit to live in them and to help them.*
4. Who does the Holy Spirit live in? *He lives in every believer.*
5. What does the Holy Spirit help believers do? *Everything He calls them to do, even very difficult things that they would never have the courage to do on their own.*
6. What does the Holy Spirit give God's people the courage to do when they go through hard things? *To keep trusting in God and joyfully endure the hard things.*
7. What does the Holy Spirit give God's people the courage to do when they face enemies who want to hurt or even kill them? *To boldly face them.*
8. What are some of God's promises that the Holy Spirit encourages believers with? *That God will use everything that happens to them for their good and His glory. That one day God will bring them home to live with Him forever.*
9. Can God's Holy Spirit give us courage to live for God, too? How? *Yes! When we turn from our sins and trust in Jesus as our Savior.*

Bible Verse Connection Question

1. What does our Bible Truth have to do with our **Bible Verse: Acts 4:29,31**: "And now, Lord, look upon their threats and grant to your servants to continue to speak your word with all boldness...And when they had prayed, the place in which they were gathered together was shaken, and they were all filled with the Holy Spirit and continued to speak the word of God with boldness.?"

God delights to answer His people when they pray for boldness to live and speak for Him. He answers these prayers by filling them with His Holy Spirit. He is the one who gives God's people boldness.

Bible Truth Story Connection Questions

1. How did the Old Gardener suffer because he was a believer in Jesus? *He was given threatened by the young burglars.*
2. How did the Holy Spirit help the Old Gardener? *He gave him courage to stand up to the young men and to tell them the good news of Jesus.*

Life Application Questions

1. Can the Holy Spirit live inside us, giving us courage? *Yes, when we turn away from disobeying God and trust in Him as our own Savior. God will send the Holy Spirit to live in our hearts. He will give us courage to live and to speak for Him.*

ACTS Questions

1. What is something we can praise God for because of this Bible Truth?

Praise God for being the Giver of Courage through the Holy Spirit.

2. What are sins we can confess to God because of this Bible Truth?

Confess ways that we fear instead of trusting Him to give us courage.

3. What is something we can thank God for because of this Bible Truth?

Thank God for giving His people the Holy Spirit so they do not ever need to be afraid.

4. What is something we can ask God for because of this Bible Truth?

We can ask God to work in our hearts that we would want to turn away from disobeying Him and trust in this wonderful Jesus as our own Savior. We can ask God to fill us with His Spirit so we will bravely tell others about Him.

The Gospel

1. God gives the Holy Spirit to His people. How can we become God's people? What is the gospel?

God is the good Creator and King of the world. He made people to worship Him and live by His good laws. But we are all sinners who have rebelled against Him. We all deserve death--God's just, eternal punishment for our sins. How terrible! But God has good news for us. In His great mercy, God sent His Son Jesus to earth to save sinners. Yes, Jesus, the perfect Son of God, left His home in heaven and became a man. He lived the perfect life that pleases God. (He's the only one who has ever done that!) He offered it up to God His Father as the perfect sacrifice for sins when He suffered and died on the cross. Then, on the third day, Jesus rose from the dead in victory. He had fully paid for the sins of God's people, so they wouldn't have to! Now all who turn away from their sins and trust in Jesus as their Savior will receive forgiveness of sins and eternal life with God. They will be His very own special people who will know Him and enjoy Him forever. We can be God's people, too, if we turn from our sins and trust in Jesus as our own Savior.

Game: Circus Lions

Materials

Optional funny wig, glasses, hat, etc.

Hula hoop, etc.

Bible Truth Questions

Preparing the Game

1. Choose 20+ questions for your game from the Bible Truth Discussion Questions, or make up your own.
2. Write the Bible Truth questions on small thin strips of paper (or make a photocopy of the Bible Truth Discussion Questions and simply cut them into strips) and put them in the bag/bowl.

Playing the Game

Tell the children that they are circus lions. Have them get on all four and roar and roam like lions. Have them “jump” through a hula hoop, etc. Then tell them they are getting very, very sleepy and must lie down....on their backs... in their den. Tell them that sleeping lions lie very still, make no noise, and keep their eyes open! Tell them that you are the Lion Trainer and are trying to wake up the Sleeping, Lazy Lions to perform in the circus. Any lion that makes a move, a sound or smiles will have to get up! Put on your funny wig, glasses, hat, etc. and make your rounds, trying to catch the lions moving, making noise or to make them smile. Lions who are caught are asked to answer a question correctly as their circus trick to before they can go back to their den. Have one of the lions caught to pick a question. Read it to the whole class and take their answers. If they don't get it right, then the child/children must stay out until the next round and next correct answer. If desired, let some of the children take turns being the Lion Trainer.

Game continues as number of questions, time, and attention span allow.

Non-competitive Option

Let all the caught lions join back into the circus, even if the class answers a question incorrectly. Put the question back in the bag for further review.

Optional TAKING IT TO OTHERS Activity: Quiz Questions

Have the children choose a few of the questions from the game to ask the parents/other children during TAKING IT TO OTHERS time. Help pre-readers by whispering the question in their ear and letting them ask it aloud to the parents/other children. Make sure you read the Bible verse aloud before you ask your questions.

Directions:

1. Write words to song in large print before class.
2. Play the song for the children, helping them follow along on the song sheet.
3. Discuss the song, using a few questions from the discussion sheet. *Don't use them all!*
4. Introduce sign language for key words of your choice from sign language sheet for your song. Use as few or as many as you think the children can learn.
5. Sing and sign the song. Sign language as well as large format lyrics and sheet music are found in the PFI Unit Songbook or online.
6. If desired, play the Song Game.

Optional TAKING IT TO OTHERS Activity: Presenting and Singing the Song

1. Sing and sign the song, encouraging the watching children/parents to join in.
2. Ask the class some of the questions listed below. The Bible Truth Connection Question is particularly good to help them understand how the song ties in with the Bible Truth.

A Mighty Fortress Is Our God

Verse 3

And though this world with devils filled,
Should threaten to undo us.
We will not fear for God has willed,
His truth to triumph through us.
The Prince of Darkness grim, We tremble not for him.
His rage we can endure, For lo' his doom is sure,
One little word shall fell him.

Listen to it on PFI ESV Songs 10, Tracks 15,16

Verse 4

That word above all earthly powers,
No thanks to them abideth,
The Spirit and the gifts are ours,
Through Him who with us sideth,
Let goods and kindred go, This mortal life also,
The body they may kill, God's truth abideth still.
His kingdom is forever.

Understanding the Song

1. What is a mighty fortress? *A very strong building (fort) or even a town, built to keep you safe when enemies attack.*
2. Who is the mighty fortress of believers? *The LORD is. He is always strong enough to help them and protect them.*
3. What are devils and what does it mean that this world is filled with them? What do they threaten to undo? *Devils-- or demons--refer to Satan and the other angels who long ago, in the beginning, rebelled against God. Satan also tempted Adam and Eve, the first people, to rebel against God, too. Since then, he and his demons have continued to try to bring harm to God's world and His good plans.*
4. Who does Satan threaten to undo? What does that mean? *God's good plans for this world, especially for God's people. It means Satan would love to keep God's people from loving God and living for Him.*
5. Why can Satan only threaten to undo God's good plans and God's people? *God is far mightier than Satan. Satan will only be able to act within the bounds set by God, in His mercy and wisdom. While there are parts of God's wisdom about what He allows Satan to do, we KNOW for sure, that God promises to only use all things His people go through for their good and His glory. Satan can never undo this!*
6. Why do God's people not have to fear? What has God willed? *God, His Word and His good plans will always win out. God's truth will always triumph. He will always help His people to keep on believing and living for Him.*
7. Who is the Prince of Darkness? *Satan. This is a nickname that points to his love of sin (Darkness). And, that he has only a limited rule (Prince) here in this broken world of ours, for now. He will continue to have this power until Jesus comes back and puts a final end to him. Then Jesus, called the Prince of Peace, will reign forever.*
8. What is Satan's certain end? *He will be completely defeated and put away, once and for all. Jesus already defeated him when He died on the cross and rose from the dead.*
9. What is the one little word that will "fell" him (put an end to Satan's attempts to lead God's people away from God)? *Martin Luther wrote that the word "liar" was the one word. That's because every day he had to remind himself that Satan was a liar and that God's Word and God's promises were always true. Satan wants us to believe his lies so we will doubt and rebel against God. We can remind ourselves to believe God, not Satan.*
10. What does God give His people to fight against Satan's schemes and lies? *His Word, the Bible; His Holy Spirit and the gifts He gives to each of God's people that work together to encourage us to love and live for God.*
11. Why do God's people have these wonderful gifts? *God has given the Holy Spirit and the other gifts because of what Jesus has done for them on the cross.*
12. What are goods and this mortal life? *Goods are a word meaning all the things we have. Mortal life means our life.*
13. What does abide mean? What abides, even if we die? *Abide means to continue. God's truth continues to be true and will be completely fulfilled, even if we die*
14. What truth is especially comforting for God's people to remember, even when they die? *God's promises that He has beaten sin and death through Jesus. His promises to take them to live with Him in His kingdom--heaven--forever.*

Bible Truth Connection Question

1. How does this song relate to our **Bible Truth: The Holy Spirit Gives God's People Courage**? *We do not have to look very far to see signs that God's good world and good ways are challenged by a powerful enemy called Satan. He and other angels rebelled against God long ago. No wonder his nickname is the "Prince of Darkness" and these rebel angels are called demons! They love to oppose God. These enemies also want to cause trouble for God's people. This may sound very scary. No one wants to have powerful enemies like these. But the good news is that they are not even close to a match for God. He is so much more powerful than they are. He will always win over any of their wicked plans. And thanks to Jesus, God gives His people powerful gifts to fight these enemies, too. He puts His Holy Spirit in their heart to make them bold. They will never have to fight alone! The Holy Spirit working inside them helps them to stand up to Satan's lies and keep on believing and living for God.*

Story Connection Question

1. How does this song relate to today's story? *The Old Gardener was willing to stand up to the young thieves. He believed that they and their evil plans were no match for the Lord. He was even willing to let go of his life and them kill him before he would give up the money for the church. And God's truth did prevail! Not only did the young men not take the money, but the Lord used the situation to work in their hearts and save them.*

Bible Connection Question

1. What does this hymn have to do with our Bible Verse: **Acts 4:29,31**:*"And now, Lord, look upon their threats and grant to your servants to continue to speak your word with all boldness...And when they had prayed, the place in which they were gathered together was shaken, and they were all filled with the Holy Spirit and continued to speak the word of God with boldness."? God's people know that while they may face strong enemies who threaten to harm them or try to spoil God's plans, that they need not fear. They may not be strong enough on their own, but they know that God is their mighty fortress. He gives them the Holy Spirit to give them courage and help them keep on doing what God wants them to do. All they need do is ask. God delights to answer His people's prayers to give them strength! He is always able to give them everything they need. His truth will always win the victory!*

ACTS Questions

1. What is something we can praise God for from this hymn? *Praise God for being the Giver of Your Spirit and other gifts to help Your people keep on believing and living for You. Praise God for always being stronger than Satan. He is always able to win!*
2. What are sins we can confess to God from this hymn? *That many times we do fear instead of trust that God can always beat Satan's evil plans. We want to depend on ourselves, not God. We don't think His Spirit will be enough. We need a Savior! We need the Holy Spirit to change our hearts!*
3. What is something we can thank God for from this hymn? *That God really is always stronger than our greatest enemy! Through Jesus, God has already defeated him.*
4. What is something we can ask God for from this hymn? *That God would work in our hearts that we might turn from our sins and trust Jesus as our Savior. We can ask Him to send the Holy Spirit to come and live in our hearts, helping us not to fear, but to trust God to take care of us, no matter what we go through.*

Life Application Questions

1. How can our lives be affected by the message of this song? *We can ask God to help us turn from our sins and trust in Jesus as our Savior. We can ask God to help us not to fear, but for Him to give us His Spirit and His gifts to help us love Him and keep on living for Him. We can remember that if we are God's people, then even if we lose all of our goods or even our life, that we will go to be with Him in His kingdom forever. That will be best of all.*

Gospel Question

1. Who do we need to "side" with us? Who has beaten Satan, sin and death? What is the gospel? *God is the good Creator and King of the world. He made people to worship Him and live by His good laws. But we are all sinners who've rebelled against Him. We all deserve death--God's just, eternal punishment for our sins. How terrible! But God has good news for us. In His great mercy, God sent His Son, Jesus to earth as a man to save sinners. He lived the perfect life that pleases God. (He's the only one who's ever done that!) He offered it up to God His Father as the perfect sacrifice for sins when He suffered and died on the cross. Then, on the third day, Jesus rose from the dead in victory. He had fully paid for the sins of God's people, so they wouldn't have to! Now all who turn away from their sins and trust in Jesus as their Savior will receive forgiveness of sins and eternal life with God. They will be His very own special people who will know Him and enjoy Him forever. We can be God's people, too, if we turn from our sins and trust in Jesus as our own Savior.*

Song Game: Pass the Secret Sign

Materials

Sign Language signs used in song, particularly choose words with important meanings you want the children to learn, such as “grace”, “redeem”, etc.

Bag or bowl

Blindfold

Preparing the Game

1. Cut out signs and put in bowl.

Playing the Game

1. Practice the song and signs until the children know them well.
2. Have all the children stand in a tight circle, except one, “It.” who will stand in the middle of the circle, blindfolded.
3. Have the children in the circle to put their hands behind their backs. Choose a sign from the bag and hand to a child in the circle, still keeping hands behind their backs, not looking at the sign.
4. When “It” says “Pass the Secret Sign”, the children will begin to pass the sign around behind their backs.
5. When “It” says “Stop the Passing!” the child who has the sign freezes with the sign behind his back.
6. The child with the sign brings it around and looks at it. You can help the child practice the sign.
7. Then take the blindfold off of “It”, watch the child with the card do the sign, then have “It” guess the name of the sign. (If desired, “It” can ask another child in the circle for help with their guess.)
8. The holder of the sign then becomes “It.” Sing the song with all the signs, then repeat.

choose a FEW questions for discussion, then choose the game and/or music activity

Meditation Version: Acts 4:29,31

"And now, Lord, look upon their threats and grant to your servants to continue to speak your word with all boldness...And when they had prayed, the place in which they were gathered together was shaken, and they were all filled with the Holy Spirit and continued to speak the word of God with boldness."

Alternate Memory Version: Acts 4: 29,31

"And when they had prayed...they were all filled with the Holy Spirit and continued to speak the word of God with boldness."

Understanding the Bible Verse

1. Who was threatening whom? *The Jewish leaders were threatening the believers in Jesus.*
2. What did the Jewish leaders not want them to do? *To tell others about Jesus.*
3. What did the disciples ask God to give them because of the Jewish leaders' threats?
Courage to tell about Jesus boldly.
4. Why didn't the believers ask to be rescued from danger? *Because the Holy Spirit gave them courage to trust God with their safety and to help them care more about sharing about Jesus than even their lives.*
5. How did God answer the believers' prayers? *Filled them with the Holy Spirit and shook the room.*
6. Do rooms always shake when God sends His Holy Spirit to His people? *No. This was a special sign of encouragement to those first believers in Jesus. The Holy Spirit comes to live inside God's people today, even without the room being shaken.*

Bible Truth Connection Question

1. What does this verse have to do with the **Bible Truth: The Holy Spirit Gives God's People Courage?**
God delights to answer His people when they pray for boldness to live and speak for Him. He answers these prayers by filling them with His Holy Spirit. He is the one who gives God's people boldness.

Story Connection Question

1. How does this verse relate to our story? *The Holy Spirit worked inside the Old Gardener, giving him bold actions and helping him to boldly preach the word of God to the burglars.*

Life Application Questions

1. Who will God give His Holy Spirit to today?
All His people; all those who turn from their sins and trust in Christ and live for Him.
2. What sorts of things do Christians today need the Holy Spirit to give them courage to do?
Same as with these believers, the courage to stand up and tell about Jesus, no matter what.

ACTS Questions

1. What is something we can praise God for from this Bible Verse?
Praise God for being the Hearer and Answerer of His People's prayers.
2. What are sins we can confess to God from this Bible Verse?
That many times we do not want to pray for boldness to speak and act for God. Instead, we want Him to protect us from hard and scary things like this. We forget all that God has done for His people through Jesus! We deserve God's punishment! We need a Savior!
3. What is something we can thank God for from this Bible Verse?
We can thank God for sending the Holy Spirit to give His people courage. They do not have to have enough courage on their own to do what He wants them to do. No! He will give it to them, through the Holy Spirit!
4. What is something we can ask God for from this Bible Verse?
We can ask God to work in our hearts that we would want to turn away from disobeying Him and trust in this wonderful Jesus as our own Savior. We can ask Him to give us His Holy Spirit and make us those who courageously speak and act for the glory of His name.

ACTS Questions

1. What is something we can praise God for from this Bible verse?

Praise God for being the Giver of a Helper to live inside Your people forever.

2. What are sins we can confess to God from this Bible verse?

That many times we want to do things on our own. We don't want a Helper, even though we need Him if we are to live for God. We need a Savior! We need the Holy Spirit!

3. What is something we can thank God for from this Bible verse?

We can thank God for sending the Holy Spirit to be His people's Helper. We can thank God for not having His people live life on their own. We thank Him for giving Him to them always to be with them, to live inside them...forever!

4. What is something we can ask God for from this Bible verse?

We can ask God to work in our hearts that we would want to turn away from disobeying Him and trust in this wonderful Jesus as our own Savior. We can ask Him to give us His Holy Spirit to live in our hearts so that we can know Him and He can help us to know God and His truth, and live for Him.

The Gospel

1. What must we do if we want to know God and be filled with His Holy Spirit? What is the gospel?

God is the good Creator and King of the world. He made people to worship Him and live by His good laws. But we are all sinners who have rebelled against Him. We all deserve death--God's just, eternal punishment for our sins. How terrible! But God has good news for us. In His great mercy, God sent His Son Jesus to earth to save sinners. Yes, Jesus, the perfect Son of God, left His home in heaven and became a man. He lived the perfect life that pleases God. (He's the only one who has ever done that!) He offered it up to God His Father as the perfect sacrifice for sins when He suffered and died on the cross. Then, on the third day, Jesus rose from the dead in victory. He had fully paid for the sins of God's people, so they wouldn't have to! Now all who turn away from their sins and trust in Jesus as their Savior will receive forgiveness of sins and eternal life with God. They will be His very own special people who will know Him and enjoy Him forever. We can be God's people, too, if we turn from our sins and trust in Jesus as our own Savior.

Game: Bowling Ball Verse

Materials

Bible verse written up in large print so that all can see
10 Plastic bowling pins or empty 2-Liter soda bottles
Playground or foam ball

Preparing the Game

None.

Learning the Verse

Some or all of your children may be non- or early readers. Teach the verse in sections, having them say it after you. Repeat a few times. Add clapping or other movement as they say it.

Directions

1. If desired, lead the children in a discussion of a **FEW** of the most important questions before beginning game.
2. Explain the game to them as follows:

Divide the children into two teams. Have everyone say the verse together. Explain to the children that they will take turns trying to knock down bowling pins. The bowler then will recite the verse. If he can do it alone, he gets as many points for his team and pins he knocked down. If he asks for the help of another team member, then their recitation of the verse is worth half the points. If they cannot recite it, someone from the other team can try for the half point value. If a child does not knock over any pins, he can still say the verse for 1 point. The team with the most points at end of play wins.

Game continues until all children get a chance to bowl, or as time and attention span allow.

Non-competitive Option

Don't split the children into teams. Give the group a target number of points to make. Challenge the children to see how few turns it will take to reach the target number of points. Let the children take turns bowling and knocking down pins. You can have them say the verse individually, with a partner, or with the whole group. Tally the number of points on a piece of paper. Continue until target number is reached. Repeat, seeing if they can do it in less turns the second time.

Optional TAKING IT TO OTHERS Activity: Quiz Questions

Have the children choose a few of the questions from the game to ask the parents/other children during TAKING IT TO OTHERS time. Help pre-readers by whispering the question in their ear and letting them ask it aloud to the parents/other children. Make sure you read the Bible verse aloud before you ask your questions.

Directions:

1. Write words to song in large print before class.
2. Play the song for the children, helping them follow along on the song sheet.
3. Discuss the song, using a few questions from the discussion sheet. *Don't use them all!*
4. Introduce sign language for key words of your choice from sign language sheet for your song. Use as few or as many as you think the children can learn.
5. Sing and sign the song. Sign language as well as large format lyrics and sheet music are found in the PFI Unit Songbook or online.
6. If desired, play the Song Game.

Optional TAKING IT TO OTHERS Activity: Presenting and Singing the Song

1. Sing and sign the song, encouraging the watching children/parents to join in.
2. Ask the class some of the questions listed below. The Bible Truth Connection Question is particularly good to help them understand how the verse ties in with the Bible Truth.

And Now, Lord

And now, Lord, look upon their threats,
 And grant to your servants to continue to speak,
 Your word with all boldness, Your word with all boldness,
 Your word with all boldness,
 And when they prayed, they were all filled,
 With the Holy Spirit and continued to speak,
 The word of God with boldness, the word of God with boldness,
 The word with boldness.
 Acts Four, twenty-nine and thirty-one.

Listen to it on PFI ESV Songs 10, Track 17

Song Game: Big Voice, Little Voice**Materials**

Song
 Sign language signs used in the song printed out onto little cards
 Blindfold

Preparing the Game

None.

Playing the Game

1. Practice the song and signs until the children know them well. Then tell them: "Children, we are going to hide a sign language sign and see if one of you can find it... with a little help from the rest of us!"
2. Choose someone to be "It" and blindfold them. Choose another child to hide one of the sign language cards. When it's hidden, "It" can remove the blindfold and begin to look.
3. The rest of the children will sing the song in a louder voice when "It" gets closer to the hidden sign and quieter when "It" gets further from the sign.
4. When "It" finds the hidden clue, another "It" is chosen and play begins again.

Game continues as number of questions, time, and attention span allow.

STORY REVIEW

Directions: Read and discuss Bible Truth, using a FEW of the questions. Play game. Feel free to modify the game to fit your children.

General Story Questions

1. What two jobs did the old man in the story have? *He was a gardener and a preacher.*

2. Where did the church first meet? *In the Old Gardener's barn.*

3. Why did the church need to move from the barn?

So many people were coming to hear the Old Gardener preach that they couldn't all fit in the barn anymore.

4. How much money did the people give to the Old Gardener to save up for the building?

People gave the little bits that they could give. They were all very poor.

5. Who kept their money? *The Old Gardener.*

6. What did the young men do to scare the Old Gardener?

They snuck into his house at night dressed up in costumes and told he they were the devil.

7. What did the young men want? *They wanted to steal the money raised for the new church.*

8. What did the Holy Spirit give the Old Gardener courage to do?

To stand up to the young men and tell them that they would not get the money from him.

9. What did the Holy Spirit give the Old Gardener courage to say?

To tell them the good news of Jesus and tell them; and, to use the rapeseed to protect the money.

10. What did the young men think the black kernels were? *Gunpowder.*

11. What were the black kernels really? *Rapeseed.*

12. What did the young men do after the night after the Old Gardener's house? *They raised much of the money needed to build the church.*

13. What did the young men do when the new church was built?

They came to the first service in the new church. They became Christians and joined the little church. They praised God for using what happened at the Old Gardener's house to bring them to know Him.

14. How did the church get the name, "The Little Rapeseed Church"? *Named after the seeds the Old Gardener used to trick the young men who tried to steal the church's money, but then gave so much money to help pay for the church.*

Bible Truth Connection Questions

1. What does this story have to do with our Bible Truth? *The Holy Spirit gave the Old Gardener the courage to stand up against his enemies and to tell them the good news of Jesus.*

Bible Verse Connection Question

1. What does the story have to do with our Bible Verse: Acts 4: 29,31: "And now, Lord, look upon their threats and grant to your servants to continue to speak your word with all boldness...And when they had prayed, the place in which they were gathered together was shaken, and they were all filled with the Holy Spirit and continued to speak the word of God with boldness.?"

The Holy Spirit worked inside the Old Gardener, giving him bold actions and helping him to boldly preach the word of God to the burglars.

Life Application Questions

1. Who will God give His Holy Spirit to today?

All His people; all those who turn from their sins, trust in Christ and live for Him.

2. What sorts of things do Christians today need the Holy Spirit to give them courage to do?

Same as with these believers, the courage to tell others about Jesus and live for Him.

ACTS Questions

1. What is something we can praise God for being that we learned in our story?

Praise God for being the Giver of the Holy Spirit to His people, to make them courageous to tell others about Him.

2. What is something we can confess as sin that we learned in our story?

Confess that many times, like the young men, we are greedy for money and other things that others have that we want. We deserve God's punishment! We need a Savior!

3. What is something we can thank God for that we learned in our story?

We can thank God for giving His people the Holy Spirit to change them into the people He wants them to be. He can even change people like those young men! He can even change us!

4. What is something we can ask God for that we learned in our story?

We can ask God to work in our hearts, helping us to turn away from our sins and trust Jesus as our own Savior. We can ask Him to send the Holy Spirit to work in our hearts, making us courageous to live and to speak and even to suffer for Him.

The Gospel

1. What was the good news of Jesus that the Old Gardener shared with the young men? What is the gospel? What is this message of good news, we call the gospel?

God is the good Creator and King of the world. He made people to worship Him and live by His good laws. But we are all sinners who have rebelled against Him. We all deserve death--God's just, eternal punishment for our sins. How terrible! But God has good news for us. In His great mercy, God sent His Son Jesus to earth to save sinners. Yes, Jesus, the perfect Son of God, left His home in heaven and became a man. He lived the perfect life that pleases God. (He's the only one who has ever done that!) He offered it up to God His Father as the perfect sacrifice for sins when He suffered and died on the cross. Then, on the third day, Jesus rose from the dead in victory. He had fully paid for the sins of God's people, so they wouldn't have to! Now all who turn away from their sins and trust in Jesus as their Savior will receive forgiveness of sins and eternal life with God. They will be His very own special people who will know Him and enjoy Him forever. We can be God's people, too, if we turn from our sins and trust in Jesus as our own Savior.

Game: Egg Toss

Materials

3-5 Plastic Open-able Easter Egg of the same colors (that close well!) or balls of crumpled foil of the same size
Small piece of construction paper
Paper and Marker
Story Review Questions

Preparing the Game

1. Choose 20+ questions for your game from the Story Review Discussion Questions, or make up your own.
2. Put a small piece of construction paper in one of the eggs (or in one piece of crumpled foil, if using foil). The other eggs/foil balls remain empty.

Playing the Game

Have the children spread out randomly (or in a circle) at about arms' distance apart.. Have the children begin to toss an egg around between each other. When the leader says, "Freeze," the child with the egg opens it and reads the question to the group. If question is correctly answered, the egg is permanently retired. If the question is incorrectly answered, the egg goes back into the pile. The teacher (or the child who opened the egg) chooses another egg and play continues.

Game continues as number of questions, time, and attention span allow.

Optional TAKING IT TO OTHERS Activity: Quiz Questions

Have the children choose a few of the questions from the game to ask the parents/other children during TAKING IT TO OTHERS time. Help pre-readers by whispering the question in their ear and letting them ask it aloud to the parents/other children.

CASE REPLAY ACTIVITIES

Use this guide to review the Case Story and act it out for others to enjoy!

CASE REPLAY, JR: YOUNGEST CHILDREN

Description: The children will act out the story together, everyone doing the same action/sound effect at the same time. This activity is most suitable for kindergarteners.

Materials

The Case RePlay, Jr. script for younger children

Preparation

1. Read through the script and write in the blanks along the side possible actions/sound effects the children could do to act it out.

Instructions

1. Tell the children that they will be re-enacting the story together as you tell it.
2. As you read the script, lead the children in actions/sound effects to do with you.
3. If desired, you can read the script and stop at certain sentences and ask them what a good action/sound effect would be to act out what you just read.
4. Repeat the re-enactment one or two times more.

CASE REPLAY, SR: OLDER CHILDREN

Description: The children act out the story as a three-scene play. You will narrate it using the Case RePlay, Sr. script and they will act it out (no spoken words, for the most part), with each child assuming a different character's role. This activity is most suitable for first grade and up. You will review the story, then practice it a few times before performing it for others.

Materials

The Case RePlay, Sr. script
White board or other large format paper
Costumes and props

Preparation

1. Prepare for the play by choosing costumes and props for each character in the story. Decorate the area with any scenery props.
2. Write the words "Beginning," "Middle," "End" on a large piece of paper/whiteboard with plenty of space under each heading. You will use this paper to help the children think about the story as a three-scene play, as it is presented in the script.

Instructions

1. Tell the children that they will get to act out the story as a three-scene play, with a beginning, middle and end section. Tell them that before they can act it out, they need to think it out. as you narrate it with your script.
2. Take the children's answers as they recount the story, helping them put key incidents in the right order.
3. If desired, when they have filled in their Beginning, Middle, End, read through your whole (real) script, so they hear exactly what you will have them act out.
4. Then tell the children that it's time to practice acting out the story.
5. Assign parts to each child. If you are using costumes, do NOT give them out at this point. They will be a distraction.
6. Have all the children sit on the floor or in chairs on one side of the "stage," then call the characters up in place as their part in the story comes.
7. As you read the script, guide the children in where you want them to move or do to act it out.
8. After going through the whole script once, give out any costumes and props and act out the script once or twice more.

Optional TAKING IT TO OTHERS Activity: Re-enacting the Story

Read the script as the children act out together (younger) or assuming different roles (older) as the other children or the parents watch.

CASE REPLAY, JR--YOUNGER KIDS (KINDERGARTEN) P.2

Welcome to our play! The name of our story is called: The Case of the Gardener and the Gunpowder.

Our story takes place in the 1600's in England.

And now we present: "The Case of the Gardener and the Gunpowder."

Scene 1:

The Old Gardener was a gardener by day and a preacher in a barn in the evening. More and more people came to his church to hear him preach. Soon, there were so many people that they couldn't fit into the barn. They decided to save up money for a proper church building and give the Old Gardener the money to keep until they have enough.

Actions:

Scene 2:

Three students hear about the money for the church. They come to scare the old man and steal the money. They dress up like what they think the devil looks like and sneak up to his house. They try to scare him, but the Old Gardener was not scared. The Holy Spirit gave him courage. The Old Gardener quickly comes up with a plan to scare them into thinking he is about to blow them up with gunpowder. The three young men offer to give lots of money to help build the church building, if he will not blow them up. The Holy Spirit then gives the Old Gardener courage to tell them about Jesus. He tells them to sit down and listen to him. The young men listen to the gospel, sing a hymn with him and run away.

Scene 3:

The little church gets built. And who comes to the first service in the new building, but three young men who tried to steal the church's money! During the service they learn that it was not gunpowder, but rapeseed, the Old Gardener had used to scare them. The young men praise God for using that night to tell them about Jesus. They become Christians and members of the "Little Rapeseed Church" as it became known as.

Bible Truth Tie-In:

The Bible Truth we are learning is: **The Holy Spirit Gives God's People Courage.** The Holy Spirit gave the Old Gardener courage to stand strong no matter what for Jesus when the three young men came to take the money. He also gave the Old Gardener courage to tell them about Jesus.

CASE REPLAY, SR--OLDER KIDS (1ST GRADE AND UP) P.3

Welcome to our play! The name of our story is called: The Case of the Gardener and the Gunpowder.

Our story takes place in the 1600's in England.

The characters in our story are: the Old Gardener; the people gathering at the church; and the three students.

And now we present: "The Case of the Gardener and the Gunpowder."

Scene 1: (Beginning)

The Old Gardener was a gardener by day and a preacher in a barn in the evening. More and more people came to his church to hear him preach. Soon, there were so many people that they couldn't fit into the barn. They decided to save up money for a proper church building and give the Old Gardener the money to keep until they have enough.

Scene 2: (Middle)

Three students hear about the money for the church. They come to scare the old man and steal the money. They dress up like what they think the devil looks like and sneak up to his house. They try to scare him, but the Old Gardener was not scared. The Holy Spirit gave him courage. The Old Gardener quickly comes up with a plan to scare them into thinking he is about to blow them up with gunpowder. The three young men offer to give lots of money to help build the church building, if he will not blow them up. The Holy Spirit then gives the Old Gardener courage to tell them about Jesus. He tells them to sit down and listen to him. The young men listen to the gospel, sing a hymn with him and run away.

Scene 3: (End)

The little church gets built. And who comes to the first service in the new building, but three young men who tried to steal the church's money! During the service they learn that it was not gunpowder, but rapeseed, the Old Gardener had used to scare them. The young men praise God for using that night to tell them about Jesus. They become Christians and members of the "Little Rapeseed Church" as it became known as.

Bible Truth Tie-In:

The Bible Truth we are learning is: **The Holy Spirit Gives God's People Courage.** The Holy Spirit gave the Old Gardener courage to stand strong no matter what for Jesus when the three young men came to take the money. He also gave the Old Gardener courage to tell them about Jesus.

A Candle and a Pile of Rapeseed

Description

The children will use craft sand and seeds to make the picture of the candle and pile of rapeseed.

Materials

Various colors of craft sand OR Coloring supplies (markers, crayons, etc.)

Craft glue

Tape

1 copy per child of candle

Black seeds or beans, such as sunflower seeds or black beans

Burlap

1 Paper plate per child, plus one extra

1 wooden skewer or long popsicle stick per child

Packing tape or Glue gun and glue stick

Preparing the Craft

1. Make a copy onto card stock of the candle.
2. Cut out candle shape and tape kebab stick to back. This will make a good handle for the children to hold their candle as they add the sand to it.
3. Cut out a paper plate in half. This will be the pattern for the burlap, then cut out 1 burlap piece per child.
4. Set out the sand, glue and seeds
5. Make a copy of the craft for children to see.

Making the Craft

1. Glue a section of the candle and sprinkle the desired color of sand over the glue.
2. Tilt paper and allow excess sand to slide back into the container for that particular color of sand.
3. Choose another section to glue and color. Continue until candle is complete.
(OR, the children can use the coloring supplies to color in the candle instead of using sand).
4. Glue down the burlap piece onto the paper plate, then add black seeds coming out of it.
5. Remove the kebab stick from the back of candle and glue down the candle.

Optional TAKING IT TO OTHERS Activity: Craft Presentation

If you are presenting the craft to other children or parents the children can hold up their crafts (or your model craft) and read their Bible Truth Connection answers to explain the importance of the craft.

CASE CRAFT**Discussion Guide****Instructions:**

As the children are settled into making their craft, ask them these questions to help them understand the craft's significance. Use the answers provided to guide the children's answers.

Discussion Questions

1. What did the Old Gardener have at his house that the burglars wanted? *The money saved up for the new church building.*
2. What did the Old Gardener do to stand up to the three men? *He used a candle and a pile of rapeseed to fool the burglars into thinking he was going to blow them up with gunpowder.*
3. How helped the Old Gardener have courage to do this? What else did this Person give the Old Gardener the courage to do that night?
The Holy Spirit. He also gave him the courage to tell the three men to sit down and hear the gospel.
4. What is Bible Truth that we are learning?
The Holy Spirit Gives God's People Courage.
5. What does our craft have to do with our Bible Truth: The Holy Spirit Gives God's People Courage?
An old man is no match for three young men, but the Holy Spirit gave the Old Gardener courage to trust God to take care of him, the money, and to even speak about Jesus to them.
6. What can our craft help us remember?
The Holy Spirit living inside His People is very, very powerful! He gives them do mighty things for God.

TAKING IT TO OTHERS**Craft Presentation****Instructions:**

Have children hold up your model craft/their crafts. Choose five children (or you say) the five sections below to explain the craft's importance.

Presentation:

1. Our craft is: A Candle and a Pile of Rapeseed
2. In the Old Gardener's dark, little house, gave the Old Gardener courage to stand up to three, young burglars with a candle and a pile of rapeseed to protect the money needed to build the new church and to tell the burglars the good news of Jesus.
3. Our Bible Truth is: The Holy Spirit Gives God's People Courage.
4. An old man is no match for three young men, but the Holy Spirit gave the Old Gardener courage to trust God to take care of him, the money, and to even speak about Jesus to them.
5. Our craft can help us remember that the Holy Spirit living inside His People is very, very powerful! He gives them do mighty things for God.

Note: Even non-readers can participate in presenting the craft, if you will whisper what they are to say in their ear and let them say it aloud for the others to hear.

Candle



BEFORE CLASS:**1. PICK YOUR PERSON**

VIPPs can be anyone in your church! Typically, they fall into 6 categories: Church staff, Elders, Deacons/deaconesses, Special Volunteers (people who aren't paid, but spend a lot of time helping out in particular ways), Supported Workers (aka missionaries), and Church Members.

2. GATHER YOUR FACTS

Use the VIPP Information Sheet to write down the facts about your VIPP. The information on this worksheet is used in the VIPP activities, listed in the "Choose an Activity" section below.

DURING THE ACTIVITY:**1. INTRODUCE YOUR VIPP**

Introduce your VIPP to the children, using the VIPP Information Sheet. Fill in a set of VIPP Clue Cards with the information for your VIPP. If desired, you can even have the actual person come into class for the children to meet.

Need help describing what someone does for the church in a kid-friendly way? Check out the list of common VIPPs on the Praise Factory website in the PFI resources. There are lots of kid-friendly descriptions for common VIPP's, such as pastors, elders, deacons and a lot more.

2. PRAY!

Lead the children in praying for the VIPP. Ask the children if they would like to pray for one of the VIPPs prayer requests. Even non-readers can pray for the VIPP if you whisper the prayer request in the their ear, then let them say it aloud. Never force a child to pray!

3. CHOOSE AN ACTIVITY

There are two activities you can use to help the children learn about the VIPP:

VIPP Clue Cards: These are nine coloring sheets in which children fill in the nine things they learn about the VIPP from the VIPP Information Sheet. Photocopy a set of each child. Use as few or as many of these Clue Cards as you desire.

VIPP Game: This is a game that uses a set of Clue Cards for one or two VIPPs.

Choose a VIPP and fill in his/her information on the VIPP Information Sheet. Fill in a set of VIPP Clue Cards with the information for your VIPP. Tell the children about the VIPP, having them fill in the VIPP Clue Cards with the key facts as they learn them. Write any words the children need to write on a white-board or other piece of paper so they can see how to spell them. Help younger children write these words on their clue cards. Ideas for how to tell the children about many common VIPPs are listed at praisefactory.org with the resources for this Bible Truth.

Optional TAKING IT TO OTHERS Activity: Introduce and Pray for the VIPP

If you are presenting the VIPP to other children or parents you can assign children to hold up the 10 clue cards and say what each card tells about the VIPP. (Or, you can have the children hold them up as you tell what each one means.) Then lead the children in praying for the VIPP.

Game: Over, Under and Throw

Materials

Information Sheet for one VIPP

2 Set of Clue Cards

8 8.5" x 11" Manilla Envelopes

Nerf Ball or other soft ball for indoor use

Box or basket big enough for the envelopes to fit in and the ball to land in.

Preparing the Game

1. Fill in one set of clue sheets for the VIPP you are using.
2. Tape the other (blank) set of Clue Cards to the outside of the manilla envelopes.
3. Put the filled-in clue cards in the corresponding envelope.
4. Put all the Clue Cards envelopes in a bag, except for the ones with the names and pictures of the VIPPs.
5. Place the envelopes in the basket, a good shooting distance from where the child at the head of the line will stand.

Playing the Game

Reveal: Tell the children about the VIPP, showing them your filled-in clue cards as you tell about them.

Review: Have the children line up, all facing forward. Give the ball to the last child in line. At your signal, have them pass the ball to the next child with an overhead pass; then that child passes the ball through the legs of the next child, etc. until the ball reaches the first child. The first child in line then tries to make a basket. If he succeeds, he gets to go up and pick out an envelope to open. the teacher (or the child) tells the Clue Card category. The other children try to remember what the VIPP's answer was. Open it up and see if they got it right. If they did, the Clue Card is retired. If not, it can be added back with the Clue Cards in the basket. Game continues until all the envelopes have been retired or as time or attention span allows.

VIPP INFORMATION SHEET

VIPP NAME:

WHAT VIPP LOOKS LIKE

Man or Woman? _____

Hair color? _____

Eye color? _____

FAVORITE ANIMAL

FAVORITE FOOD

FAVORITE FREE TIME ACTIVITY

WHAT VIPP DOES DURING WEEK

VIPP GROUP OF SERVICE:

Church Member

Deacon

Elder

Church Staff

Special Volunteer

Supported Worker
(Missionary)

3 WAYS VIPP SERVES CHURCH

3 WAYS TO PRAY FOR THE VIPP

BIBLE TRUTH 2, LESSON 3: PLANNER/OVERVIEW

GETTING STARTED: Welcome and Opening Songs (*introduce unit and get kids moving with these songs*)

Welcome to Praise Factory: PFI: Praise Factory Investigators Theme Song *PFI ESV Songs 10, Track 1*

Rules to Help Us Worship God and Love One Another: WoGoLOA Classroom Rules Song
PFI ESV Songs 10, Track 2

Big Question Under Investigation: Big Question 10 Songs *PFI ESV Songs 10, Tracks 3,4*

Big Question Bible Verse: Ezekiel 36:26 Song: *PFI ESV Songs 10, Track 5*

Extra Bible Verse: Ezekiel 36:26, ESV Song: A New Heart PFI ESV Songs 10, Track 6

Extra Bible Verse: Ezekiel 36:26, ESV Song: Within You PFI ESV Songs 10, Track 7

Extra Bible Verse: Ezekiel 36:25-27, ESV Song: You Shall Be Clean PFI ESV Songs 10, Track 8

DIGGING DEEP DOWN: Key Concept and Story (*introduce the Bible Truth and tell the related story*)

Bible Truth 2: The Holy Spirit Gives God's People Courage

Bible Truth Hymn: A Mighty Fortress Is Our God, vs.3,4 *PFI ESV Songs 10, Tracks 15,16*

Bible Verse: Acts 4:29,31

Bible Verse Song: And Now, Lord *PFI ESV Songs 10, Track 17*

Extra Bible Verse Song: Now, Lord, Look Upon Their Threats Acts 4:29,31 PFI ESV Songs 10, Track 18

Extra Bible Verse: Fan into the Flame 2 Timothy 1:6-7, ESV PFI ESV Songs 10, Track 19

Lesson 3 Old Testament: The Case of the Small Man with the Big, Secret Weapon *1 Samuel 17*

TAKING ACTION: Response Activities (*choose from among these activities*)

Snack and Discussion Planner: Food for the Family

ACTS Prayer: Prayer Sheet

Bible Truth Review: Discussion Questions and Game: Beanbag Grand March

Bible Truth Hymn: A Mighty Fortress Is Our God, vs.3,4 *PFI ESV Songs 10, Tracks 15,16*

Song, Sign Language and Song Game: Sign It, Say It, What Does It Mean? **PFI ESV Songs 10 BOOK or ONLINE**

Bible Verse Review: Acts 4:29,31 Discussion Sheet and Game: Which Way Did It Go?

Bible Verse Song: And Now, Lord: Acts 4:29,31 *PFI ESV Songs 10, Track 17*

Song, Sign Language and Song Game: Pass the Secret Sign **PFI ESV Songs 10 BOOK or ONLINE**

Story Review: Discussion Questions and Game: Forceball

Case Replay, Jr: Drama Activity for Youngest Children (children do same story actions together)

Case Replay, Sr: Drama Activity for Most Children (children re-tell story with individual parts)

Craft: A Sling with Five Smooth Stones

VIPP (Very Important Prayer Person) Prayer Time: Coloring Sheets (back of book), Game: Stop and Go

TAKING IT HOME: Take Home Sheet for Review and Family Devotions

PFI Pronto: Bible Truth 2, Lesson 3 **PFI ESV Prontos 10 BOOK or ONLINE**

The Case of the Small Man with the Big, Secret Weapon *1 Samuel 17*

by Connie Dever

Our story is: The Case of the Small Man with the Big, Secret Weapon. As you listen to the story, see if you can figure out:

1. Who was the Small Man? Who thought he was too small to fight?
2. What was the Small Man's big, secret weapon? What difference did this make?

On the day of Pentecost, the Holy Spirit came and filled the disciples' hearts powerfully and gave them new hearts, filled with courage to share the good news about Jesus and live for God.

But even before Pentecost, the Holy Spirit was at work in God's people. He has always been at work, doing the Father's will in the lives of His people.

This story is about David. It takes place about 1000 years before Jesus lived on earth and that Pentecost when the Holy Spirit came to fill the hearts of the disciples. And it takes place in the hills of Judah, not too far from Bethlehem.

David was the shepherd-on-duty for the family flocks. All his brothers were off at war with the Philistines, Israel's hated enemies. That left him at home sheep-watching, for any time the sheep were out, a shepherd must guard them from wild animals.

David knew this well. How many times had he been watching the flock when suddenly there was the loud, panicked bleating of a sheep caught in a lion's mouth. Quickly David would spring to his feet, load his sling with a stone, then hurl it towards the fleeing beast.

"ROOOOAAAARRRR!" The lion would shriek as the rock struck him, forcing him to drop the sheep. Sometimes the lion would run, but sometimes the lion would turn and attack David. David would seize it with his bare hands, strike it and kill it.

Who gave David the courage to fight a ferocious lion like this? David knew. It was God! As he returned the poor, terrified sheep to the flock, David would thank God for rescuing the sheep and for delivering him from the paw—and teeth!—of the lion once more!

Many times David had been the sheep's champion, but he knew that God was His champion every time. God made him quick and strong. He gave him courage to fight, and the victory over lions or any other enemy he might face. So David stayed alert, watching the

sheep. But he rested in God, not himself, to give him the courage he needed to protect the sheep.

While David guarded the flocks near Bethlehem, King Saul, David's three oldest brothers and the other men of Israel stood on guard about fourteen miles away against an even more powerful enemy: the great Philistine Army! The Philistines were the fierce enemies of the Israelites. They lived nearby, in the dry flatlands next to Judah. For years they had attacked the Israelites again and again, hoping to steal some of Israel's green, hilly land.

Now both armies faced each other across the Valley of Elah: the Israelite army stood armed on one hill and the Philistines stood armed on another nearby hill. For a month and a half now, no one had moved. No one would lead the attack against the other army. So, the Philistines had decided to settle the war by a fight to the death of champions. They challenged the Israelites to choose their one, best warrior to fight their one, best warrior...to the death! Whichever warrior won, would win the whole war for their army without anyone else having to fight.

That might sound like a good plan, until you saw the size of the Philistine champion, Goliath of Gath. He was 9 ½ feet tall...taller than two of you put together! He had a thick, bronze helmet on his head and thick, bronze armor for his body. The armor alone weighed about 125 pounds, the weight of a small woman! On his legs he wore bronze leggings and on his back was slung a large, curved, bronze sword called a javelin. He carried a long spear with a heavy, sharp, iron tip in his hand and a shield bearer carried Goliath's shield in front of him as protection.

Each morning and evening of that month and a half

Story-telling Tips

Ahead of time:

1. Read the Bible verses and story. Pray!
2. Create story cue cards on index cards (or highlight text).
3. Practice telling story dramatically, timing your presentation. Shorten, if necessary to fit your allotted time.
4. Decorate area with story props that help bring your story alive.

During your presentation:

1. Maintain as much eye contact as possible as you tell the story. Point to/use props at important points in the story. Include the kids in your story with a few questions about what they think will happen or words/concepts that might be new to them.
2. Watch the kids for signs that their attention span has been reached. Shorten, if necessary.

Goliath faced the Israelites and shouted to them, "Why do you come out and line up for battle? Am I not a Philistine, and are you not the servants of King Saul? Choose a champion and have him come down to me. If he is able to fight and kill me, we will become your subjects; but if I overcome him and kill him, you will become our subjects and serve us," he said. "This day, I defy the ranks of Israel! Give me a man and let us fight each other!" Goliath challenged.

But who had the courage to face Goliath? He was almost twice as tall as any of the Israelites, not to mention far more powerful. Who would be that crazy?

"How can we fight this giant of a man!" the Israelites said to each other. "We have no warrior to match Goliath. Surely we will lose our land and be forced to serve the Philistines," they worried. And so the two armies stood day after day. Facing each other and doing nothing.

One day, David was sent by his father to take grain, bread and cheese to his brothers on the battle front. As he arrived in camp, he heard the sounds of marching feet and war cries as the Israelite army got into battle positions. David left his supplies and ran to his brothers on the battle lines.

Once more Goliath stepped out from his lines and shouted his challenge, "I defy you, Israelites! Give me a man and let us fight each other!" Once more, the Israelites heard it and ran away, terrified.

David was shocked! "What will be done for the man who kills this Philistine and removes this disgrace from Israel? Why should he be allowed to defy the armies of the living God?" he asked.

"That is Goliath, the champion of the Philistines," they answered. "Look at the size of him! The king promises a great reward to any man who is willing to be our champion, but no one dares step forward. Surely no one could match the strength of that giant!"

"Why have you come down here, David? Who did you leave those few sheep in the desert with? You came down here to watch the battle, didn't you?" accused David's brother Eliab, angrily. Eliab thought David was all talk. He was too little to fight.

But there was more than talk to David. He knew that it was never just one man against another when you believed in the LORD, the living God. The Holy Spirit

gave him faith and courage to believe he defeat even Goliath with the LORD's help.

David's brave words reach the ears of King Saul and Saul sent for him. "What's this talk, boy?" Saul asked.

"I will fight Goliath," David replied.

"You are only a boy. What makes you think you could defeat this giant?" Saul asked.

But David didn't think he could defeat this giant on his own. God, the Holy Spirit, was at work in his heart, giving him faith and courage to believe that God would help him, just as He had before. "I have killed both lions and bears while protecting my father's sheep," David told King Saul. "Goliath will be no different. The LORD who delivered me from the lion and bear will deliver me from Goliath."

"Then go, and the LORD be with you," Saul replied.

Saul armed David with armor, helmet, and sword, but they were too much for him.

He took them off and picked up his shepherd's staff, and five smooth stones from the stream. With his sling in hand, David faced Goliath on the battle field.

Goliath, with his shield bearer in front of him, came towards David. He looked David over and saw that he was only a shepherd boy. "Am I a dog that you come at me with sticks?" he said, looking at David's wooden shepherd's staff. Then he cursed David by his gods.

Goliath was right, David was no match for him by himself. But David wasn't alone. God's Holy Spirit was working inside him, giving him faith and courage to trust God to deliver him.

"David said to Goliath, "You come against me with sword, spear and javelin, but I come against you in the name of the LORD Almighty, whom you have defied. The LORD will hand you over to me. I'll strike you down and cut off your head. He will help us defeat your whole army and the world will know of the living God of Israel."

All those gathered here will know that it is not by sword or spear that the LORD saves; for the battle is the LORD's, and he will give all of you into our hands."

As Goliath moved in to attack, David ran to meet him. Reaching into his bag and taking out a stone, he slung it and struck the Philistine on the forehead. The stone sank into his forehead, and he fell face-down on the ground, dead. David picked up Goliath's huge sword

and cut off his head. When the Philistines saw Goliath dead they turned and ran. The Israelites surged forward with a shout and chased the Philistines to their cities of Gath and Ekron.

What no man could have done on his own, the Holy Spirit gave David courage to trust God to do these great things, that day.

Cracking the Case:

It's time to answer our Case Questions.

1. Who was the Small Man? Who thought he was too small to fight? David was the Small Man. Everyone! Goliath, his brothers, King Saul.

2. What was the Small Man's big, secret weapon? What difference did this make?

The Holy Spirit working in David's heart, helping him have faith in the LORD to speak out against Goliath and to proclaim Him as the one, true, God, full of greatness and power. It made all the difference! He might have been too small to defeat giant Goliath alone, but the LORD gave him courage to stand up to Goliath and He helped David defeat him. Everyone could see how great the LORD was!

Something For You and Me

Our Bible Truth is:

The Holy Spirit Gives God's People Courage

Our Bible Verse is: Acts 4:29,31

"And now, Lord, look upon their threats and grant to your servants to

continue to speak your word with all boldness...And when they had prayed, the place in which they were gathered together was shaken, and they were all filled with the Holy Spirit and continued to speak the word of God with boldness."

The Holy Spirit also made David brave to fight this enemy who dishonored the LORD's name. Through David, the LORD showed both the Israelites and the Philistines that He really was the mighty, living God. Yes, the mighty living God who could, by His Holy Spirit, put faith and courage in a young man's heart to trust God to help him defeat a huge 9 ½ foot giant, swinging a massive spear and sword with just a sling, some stones and a shepherd's staff! How amazing is our God!

But what about us today? If we are God's people, will the Holy Spirit give us courage? Yes, He will. God promises to give the Holy Spirit to all who turn away

from their sins and trust in Jesus as their own Savior. ...and to do so in even a far greater way than even David knew. For it wasn't until after Jesus came and died on the cross for God's people that the Holy Spirit would come to live and stay forever in the hearts of God's people. From in their hearts, the Holy Spirit helps God's people do even more incredible things in God's name and bravely tell others about Jesus. He can make them brave and bold like David...and even more!

Let's praise God for sending His people the Holy Spirit to give them courage to do whatever He wants them to do. Let's ask Him to work in our hearts, that we might trust Jesus as our own Savior and have the Holy Spirit live in us, making us brave to do whatever God would have us do.

Close in prayer.

Closing ACTS Prayer

A God, we praise You for being the Giver of the Holy Spirit to Your people, to make them courageous to tell others about You to do great things for the glory of Your name.

C God, we confess that many times, like the Israelites and the Philistines that we look at our own strength and do not think about You and having faith in You to act. We need a Savior! We need the Holy Spirit working in our hearts!

T God, we thank You for working so powerfully in Your people, by Your Holy Spirit. Even though they are so weak and small against their enemies, Your Spirit works powerfully inside of them, giving them courage say and do great things in Your name, for Your glory.

S God, work in our hearts! Help us to turn away from our sins and trust Jesus as our own Savior. Send Your Holy Spirit to work in our hearts, making us courageous to live and to speak and even to suffer for You. Make us like David, with a desire to show how great is Your name is when others dishonor You.

ACTS PRAYER ACTIVITY

Use this sheet to write down your ACTS Prayer

Instructions:

Use this sheet to help the children apply the Bible Truth into a prayer. You can use the ACTS provided or even better, have the kids think of their own applications. Also have the children add their personal requests to the prayer, too. Lead the children in the prayer or let them pray sections, with your help. Never force a child to pray! Non-readers can participate by you whispering a section of the prayer into their ear and allowing them to pray it aloud for the group.

ADORATION:

God, we praise You for being the Giver of Courage to Your People through the Holy Spirit.

God, we praise You for being.....

Add your own Adorations:

CONFESSION:

God, we confess that many times we fear instead of trusting You to give us courage by the Holy Spirit. We need Jesus to be our Savior!

God, we have sinned against You....

Add your own Confessions:

THANKSGIVING:

Thank You, God for giving Your people the Holy Spirit to give them courage to do everything You call them to do.

God, we thank You for...

Add your own Thanksgivings:

SUPPLICATION:

God, work in our hearts, that we might turn away from our sins and trust in Jesus as our Savior. Send the Holy Spirit to live in our hearts that we might live courageously for You. Help us to boldly do everything You want us to do, no matter how hard it is.

God, we need Your help...

Add your own Supplication:

SNEAKY SNACK

Can you figure out how this snack ties in with our case?

Snack: Food for the Family

Cheese and bread, like what David would have taken to his brothers.

This is only a suggestion. Feel free to modify. Be mindful of allergy issues among your children!

Case Tie-in: While David planned only to take cheese and bread to feed his brothers where the armies faced off, the LORD used him to do far greater things. The LORD used David to face the giant Goliath and defeat their enemies. He was just a small man, really just a teenager. But David loved the LORD and, with the help of the Holy Spirit, boldly challenged Goliath in the LORD's name...and won!

SOUL FOOD

Food for thought during snack time

1. What does the snack have to do with the story?

Choose a few questions from the other activity discussion sheets to talk about during this snack time.

2.

3.

4.

5.

6.

7.

Directions: Read and discuss Bible Truth, using a FEW of the questions. Play game. Feel free to modify the game to fit your children.

The Holy Spirit Gives God's People Courage

God gives His people many good things to enjoy, but He also calls them to do difficult things. God does not expect His people to do these things on their own. He gives them His Holy Spirit, to live inside of them and help them do everything He calls them to do.

God's Holy Spirit helps God's people do things they would never have the courage to do on their own. He gives them the courage to tell others the good news of salvation. He gives them the courage to obey Him, even when they are tempted not to. He gives them courage to keep trusting in God and to joyfully endure any hard things God may have them go through. He even gives them courage to boldly face their enemies who want to hurt or kill them.

Not only does God's Holy Spirit give them the courage to do whatever God calls them to, but He also reminds them of God's promises to use everything that happens to them for their good and God's glory. And, He reminds them that one day God will bring them home to live with Him in heaven, where there will be only joy and happiness in God's presence forever.

God's Holy Spirit can give us courage to live for God, too, when we turn from our sins and trust in Jesus as our Savior.

Understanding the Bible Truth

1. What kinds of things does God give His people? *Many good things.*
2. What does God call His people to do? *He calls them to do many things, even very difficult things.*
3. What did God promise to do to help His people? *He promised to send them the Holy Spirit to live in them and to help them.*
4. Who does the Holy Spirit live in? *He lives in every believer.*
5. What does the Holy Spirit help believers do? *Everything He calls them to do, even very difficult things that they would never have the courage to do on their own.*
6. What does the Holy Spirit give God's people the courage to do when they go through hard things? *To keep trusting in God and joyfully endure the hard things.*
7. What does the Holy Spirit give God's people the courage to do when they face enemies who want to hurt or even kill them? *To boldly face them.*
8. What are some of God's promises that the Holy Spirit encourages believers with? *That God will use everything that happens to them for their good and His glory. That one day God will bring them home to live with Him forever.*
9. Can God's Holy Spirit give us courage to live for God, too? How? *Yes! When we turn from our sins and trust in Jesus as our Savior.*

Bible Verse Connection Question

1. What does our Bible Truth have to do with our **Bible Verse: Acts 4:29,31**: "And now, Lord, look upon their threats and grant to your servants to continue to speak your word with all boldness...And when they had prayed, the place in which they were gathered together was shaken, and they were all filled with the Holy Spirit and continued to speak the word of God with boldness.?"

God delights to answer His people when they pray for boldness to live and speak for Him. He answers these prayers by filling them with His Holy Spirit. He is the one who gives God's people boldness.

Bible Truth Story Connection Questions

1. Was David a believer in Jesus? *No, in the sense that Jesus was not born yet. But yes, in the sense that David believed in the LORD and knew of the promises of God to one day send a Savior to save God's people. David looked forward in faith to that day, just like other Old Testament believers.*
2. How did the Holy Spirit help David? *He gave him courage to stand up to Goliath and to testify to both the Israelites and the Philistines to the greatness of God to have victory over any enemy.*

Life Application Questions

1. Can the Holy Spirit live inside us, giving us courage? *Yes, when we turn away from disobeying God and trust in Him as our own Savior. God will send the Holy Spirit to live in our hearts. He will give us courage to live and to speak for Him.*

ACTS Questions

1. What is something we can praise God for because of this Bible Truth?

Praise God for being the Giver of Courage through the Holy Spirit.

2. What are sins we can confess to God because of this Bible Truth?

Confess ways that we fear instead of trusting Him to give us courage.

3. What is something we can thank God for because of this Bible Truth?

Thank God for giving His people the Holy Spirit so they do not ever need to be afraid.

4. What is something we can ask God for because of this Bible Truth?

We can ask God to work in our hearts that we would want to turn away from disobeying Him and trust in this wonderful Jesus as our own Savior. We can ask God to fill us with His Spirit so we will bravely tell others about Him.

The Gospel

1. God gives the Holy Spirit to His people. How can we become God's people? What is the gospel?

God is the good Creator and King of the world. He made people to worship Him and live by His good laws. But we are all sinners who have rebelled against Him. We all deserve death--God's just, eternal punishment for our sins. How terrible! But God has good news for us. In His great mercy, God sent His Son Jesus to earth to save sinners. Yes, Jesus, the perfect Son of God, left His home in heaven and became a man. He lived the perfect life that pleases God. (He's the only one who has ever done that!) He offered it up to God His Father as the perfect sacrifice for sins when He suffered and died on the cross. Then, on the third day, Jesus rose from the dead in victory. He had fully paid for the sins of God's people, so they wouldn't have to! Now all who turn away from their sins and trust in Jesus as their Savior will receive forgiveness of sins and eternal life with God. They will be His very own special people who will know Him and enjoy Him forever. We can be God's people, too, if we turn from our sins and trust in Jesus as our own Savior.

Game: Beanbag Grand March

Materials

Small bowl or bag
1 Bean Bag per child
CD and CD player
Bible Truth Questions

Preparing the Game

1. Choose 20+ questions for your game from the Bible Truth Discussion Questions, or make up your own.
2. Write the Bible Truth questions on small thin strips of paper (or make a photocopy of the Bible Truth Discussion Questions and simply cut them into strips) and put them in the bag/bowl.

Playing the Game

Have the children form partners, then form a big double circle. Give each child a bean bag. Have them balance them on their heads. Tell the children that you will start the music and tell the children to move however you command them to move, such as march, walk, skip, tip toes, big knee bends, pat head, fly like a bird, etc. (BUT NOT RUN!!!) and try not to let their bean bag fall off their heads. When/if the bean bag falls off, a team is to sit down. When the music stops, all of the seated children are asked a question. If they get the right answer, then everyone is released to the march again. If not, then they must wait until the next time a question is asked and answered correctly.

Game continues as number of questions, time, and attention span allow.

NOTE: Have the children who are "out" help make up actions for the other children to do, put them in charge of the music, etc. along with you. This will keep them happily occupied as they continue.

Non-competitive Option

Let all the children whose beanbag fell join back into the march, even if the class misses the question. Add the missed question back into the bag for further review.

Optional TAKING IT TO OTHERS Activity: Quiz Questions

Have the children choose a few of the questions from the game to ask the parents/other children during TAKING IT TO OTHERS time. Help pre-readers by whispering the question in their ear and letting them ask it aloud to the parents/other children. Make sure you read the Bible verse aloud before you ask your questions.

Directions:

1. Write words to song in large print before class.
2. Play the song for the children, helping them follow along on the song sheet.
3. Discuss the song, using a few questions from the discussion sheet. *Don't use them all!*
4. Introduce sign language for key words of your choice from sign language sheet for your song. Use as few or as many as you think the children can learn.
5. Sing and sign the song. Sign language as well as large format lyrics and sheet music are found in the PFI Unit Songbook or online.
6. If desired, play the Song Game.

Optional TAKING IT TO OTHERS Activity: Presenting and Singing the Song

1. Sing and sign the song, encouraging the watching children/parents to join in.
2. Ask the class some of the questions listed below. The Bible Truth Connection Question is particularly good to help them understand how the song ties in with the Bible Truth.

A Mighty Fortress Is Our God

Verse 3

And though this world with devils filled,
Should threaten to undo us.
We will not fear for God has willed,
His truth to triumph through us.
The Prince of Darkness grim, We tremble not for him.
His rage we can endure, For lo' his doom is sure,
One little word shall fell him.

Listen to it on PFI ESV Songs 10, Tracks 15,16

Verse 4

That word above all earthly powers,
No thanks to them abideth,
The Spirit and the gifts are ours,
Through Him who with us sideth,
Let goods and kindred go, This mortal life also,
The body they may kill, God's truth abideth still.
His kingdom is forever.

Understanding the Song

1. What is a mighty fortress? *A very strong building (fort) or even a town, built to keep you safe when enemies attack.*
2. Who is the mighty fortress of believers? *The LORD is. He is always strong enough to help them and protect them.*
3. What are devils and what does it mean that this world is filled with them? What do they threaten to undo? *Devils-- or demons--refer to Satan and the other angels who long ago, in the beginning, rebelled against God. Satan also tempted Adam and Eve, the first people, to rebel against God, too. Since then, he and his demons have continued to try to bring harm to God's world and His good plans.*
4. Who does Satan threaten to undo? What does that mean? *God's good plans for this world, especially for God's people. It means Satan would love to keep God's people from loving God and living for Him.*
5. Why can Satan only threaten to undo God's good plans and God's people? *God is far mightier than Satan. Satan will only be able to act within the bounds set by God, in His mercy and wisdom. While there are parts of God's wisdom about what He allows Satan to do, we KNOW for sure, that God promises to only use all things His people go through for their good and His glory. Satan can never undo this!*
6. Why do God's people not have to fear? What has God willed? *God, His Word and His good plans will always win out. God's truth will always triumph. He will always help His people to keep on believing and living for Him.*
7. Who is the Prince of Darkness? *Satan. This is a nickname that points to his love of sin (Darkness). And, that he has only a limited rule (Prince) here in this broken world of ours, for now. He will continue to have this power until Jesus comes back and puts a final end to him. Then Jesus, called the Prince of Peace, will reign forever.*
8. What is Satan's certain end? *He will be completely defeated and put away, once and for all. Jesus already defeated him when He died on the cross and rose from the dead.*
9. What is the one little word that will "fell" him (put an end to Satan's attempts to lead God's people away from God)? *Martin Luther wrote that the word "liar" was the one word. That's because every day he had to remind himself that Satan was a liar and that God's Word and God's promises were always true. Satan wants us to believe his lies so we will doubt and rebel against God. We can remind ourselves to believe God, not Satan.*
10. What does God give His people to fight against Satan's schemes and lies? *His Word, the Bible; His Holy Spirit and the gifts He gives to each of God's people that work together to encourage us to love and live for God.*
11. Why do God's people have these wonderful gifts? *God has given the Holy Spirit and the other gifts because of what Jesus has done for them on the cross.*
12. What are goods and this mortal life? *Goods are a word meaning all the things we have. Mortal life means our life.*
13. What does abide mean? What abides, even if we die? *Abide means to continue. God's truth continues to be true and will be completely fulfilled, even if we die*
14. What truth is especially comforting for God's people to remember, even when they die? *God's promises that He has beaten sin and death through Jesus. His promises to take them to live with Him in His kingdom--heaven--forever.*

Bible Truth Connection Question

1. How does this song relate to our **Bible Truth: The Holy Spirit Gives God's People Courage**? *We do not have to look very far to see signs that God's good world and good ways are challenged by a powerful enemy called Satan. He and other angels rebelled against God long ago. No wonder his nickname is the "Prince of Darkness" and these rebel angels are called demons! They love to oppose God. These enemies also want to cause trouble for God's people. This may sound very scary. No one wants to have powerful enemies like these. But the good news is that they are not even close to a match for God. He is so much more powerful than they are. He will always win over any of their wicked plans. And thanks to Jesus, God gives His people powerful gifts to fight these enemies, too. He puts His Holy Spirit in their heart to make them bold. They will never have to fight alone! The Holy Spirit working inside them helps them to stand up to Satan's lies and keep on believing and living for God.*

Story Connection Question

1. How does this song relate to today's story? *Only David willingly stood up to Goliath. He did not fear the evil plans of Goliath. He would not let that giant's evil words about the LORD stand! He believed God's truth would prevail. He believed there was no earthly power strong enough to defeat the LORD and His good plans. He was willing to even give up his life in order to show that God's truth abideth still. And sure enough, the LORD did prevail. His truth did triumph.*

Bible Connection Question

1. What does this hymn have to do with our Bible Verse: **Acts 4:29,31**:*"And now, Lord, look upon their threats and grant to your servants to continue to speak your word with all boldness...And when they had prayed, the place in which they were gathered together was shaken, and they were all filled with the Holy Spirit and continued to speak the word of God with boldness."? God's people know that while they may face strong enemies who threaten to harm them or try to spoil God's plans, that they need not fear. They may not be strong enough on their own, but they know that God is their mighty fortress. He gives them the Holy Spirit to give them courage and help them keep on doing what God wants them to do. All they need do is ask. God delights to answer His people's prayers to give them strength! He is always able to give them everything they need. His truth will always win the victory!*

ACTS Questions

1. What is something we can praise God for from this hymn? *Praise God for being the Giver of Your Spirit and other gifts to help Your people keep on believing and living for You. Praise God for always being stronger than Satan. He is always able to win!*
2. What are sins we can confess to God from this hymn? *That many times we do fear instead of trust that God can always beat Satan's evil plans. We want to depend on ourselves, not God. We don't think His Spirit will be enough. We need a Savior! We need the Holy Spirit to change our hearts!*
3. What is something we can thank God for from this hymn? *That God really is always stronger than our greatest enemy! Through Jesus, God has already defeated him.*
4. What is something we can ask God for from this hymn? *That God would work in our hearts that we might turn from our sins and trust Jesus as our Savior. We can ask Him to send the Holy Spirit to come and live in our hearts, helping us not to fear, but to trust God to take care of us, no matter what we go through.*

Life Application Questions

1. How can our lives be affected by the message of this song? *We can ask God to help us turn from our sins and trust in Jesus as our Savior. We can ask God to help us not to fear, but for Him to give us His Spirit and His gifts to help us love Him and keep on living for Him. We can remember that if we are God's people, then even if we lose all of our goods or even our life, that we will go to be with Him in His kingdom forever. That will be best of all.*

Gospel Question

1. Who do we need to "side" with us? Who has beaten Satan, sin and death? What is the gospel? *God is the good Creator and King of the world. He made people to worship Him and live by His good laws. But we are all sinners who've rebelled against Him. We all deserve death--God's just, eternal punishment for our sins. How terrible! But God has good news for us. In His great mercy, God sent His Son, Jesus to earth as a man to save sinners. He lived the perfect life that pleases God. (He's the only one who's ever done that!) He offered it up to God His Father as the perfect sacrifice for sins when He suffered and died on the cross. Then, on the third day, Jesus rose from the dead in victory. He had fully paid for the sins of God's people, so they wouldn't have to! Now all who turn away from their sins and trust in Jesus as their Savior will receive forgiveness of sins and eternal life with God. They will be His very own special people who will know Him and enjoy Him forever. We can be God's people, too, if we turn from our sins and trust in Jesus as our own Savior.*

Song Game: Sign It, Say It, What Does It Mean?

Materials

Sign Language signs used in song, particularly choose words with important meanings you want the children to learn, such as “grace”, “redeem”, etc.

Bag or bowl

Preparing the Game

1. Cut out signs and put in bowl.

Playing the Game

1. Practice the song and signs until the children know them well. Then put all the signs we’ve learned in this bag/ bowl and mix them up.
2. Ask one of the children to choose a sign, but not show it to anyone...but you, if they need some help.
3. Ask the child to do the sign for the rest of the children and see if the other children can guess which one it is. Do the sign with the child, if desired.
4. When the children guess the sign, ask them the meaning of the word. If no one guesses the sign, put it back in the bowl to be picked again.
5. Choose another child to pick a new sign from the bag and continue.

NOTE: You might want to sing the song after you do each word or couple of words.

Game continues as number of questions, time, and attention span allow.

choose a FEW questions for discussion, then choose the game and/or music activity

Meditation Version: Acts 4:29,31

"And now, Lord, look upon their threats and grant to your servants to continue to speak your word with all boldness...And when they had prayed, the place in which they were gathered together was shaken, and they were all filled with the Holy Spirit and continued to speak the word of God with boldness."

Alternate Memory Version: Acts 4: 29,31

"And when they had prayed...they were all filled with the Holy Spirit and continued to speak the word of God with boldness."

Understanding the Bible Verse

1. Who was threatening whom? *The Jewish leaders were threatening the believers in Jesus.*
2. What did the Jewish leaders not want them to do? *To tell others about Jesus.*
3. What did the disciples ask God to give them because of the Jewish leaders' threats?
Courage to tell about Jesus boldly.
4. Why didn't the believers ask to be rescued from danger? *Because the Holy Spirit gave them courage to trust God with their safety and to help them care more about sharing about Jesus than even their lives.*
5. How did God answer the believers' prayers? *Filled them with the Holy Spirit and shook the room.*
6. Do rooms always shake when God sends His Holy Spirit to His people? *No. This was a special sign of encouragement to those first believers in Jesus. The Holy Spirit comes to live inside God's people today, even without the room being shaken.*

Bible Truth Connection Question

1. What does this verse have to do with the **Bible Truth: The Holy Spirit Gives God's People Courage?**
God delights to answer His people when they pray for boldness to live and speak for Him. He answers these prayers by filling them with His Holy Spirit. He is the one who gives God's people boldness.

Story Connection Question

1. How does this verse relate to our story? *Like the first believers in Jesus, David knew that he had to face a strong enemy and that he must depend upon God, not himself, to give him courage and victory. The LORD answered David just as mightily as He did the first believers. He gave David bold words to say about the greatness of the LORD and He gave him victory over his enemy in battle.*

Life Application Questions

1. Who will God give His Holy Spirit to today?
All His people; all those who turn from their sins and trust in Christ and live for Him.
2. What sorts of things do Christians today need the Holy Spirit to give them courage to do?
Same as with these believers, the courage to stand up and tell about Jesus, no matter what.

ACTS Questions

1. What is something we can praise God for from this Bible Verse?
Praise God for being the Hearer and Answerer of His People's prayers.
2. What are sins we can confess to God from this Bible Verse?
That many times we do not want to pray for boldness to speak and act for God. Instead, we want Him to protect us from hard and scary things like this. We forget all that God has done for His people through Jesus! We deserve God's punishment! We need a Savior!
3. What is something we can thank God for from this Bible Verse?
We can thank God for sending the Holy Spirit to give His people courage. They do not have to have enough courage on their own to do what He wants them to do. No! He will give it to them, through the Holy Spirit!
4. What is something we can ask God for from this Bible Verse?
We can ask God to work in our hearts that we would want to turn away from disobeying Him and trust in this wonderful Jesus as our own Savior. We can ask Him to give us His Holy Spirit and make us those who courageously speak and act for the glory of His name.

The Gospel

1. What is the good news of Jesus that believers need the Holy Spirit's help to boldly tell? What is the gospel?
God is the good Creator and King of the world. He made people to worship Him and live by His good laws. But we are all sinners who have rebelled against Him. We all deserve death--God's just, eternal punishment for our sins. How terrible! But God has good news for us. In His great mercy, God sent His Son Jesus to earth to save sinners. Yes, Jesus, the perfect Son of God, left His home in heaven and became a man. He lived the perfect life that pleases God. (He's the only one who has ever done that!) He offered it up to God His Father as the perfect sacrifice for sins when He suffered and died on the cross. Then, on the third day, Jesus rose from the dead in victory. He had fully paid for the sins of God's people, so they wouldn't have to! Now all who turn away from their sins and trust in Jesus as their Savior will receive forgiveness of sins and eternal life with God. They will be His very own special people who will know Him and enjoy Him forever. We can be God's people, too, if we turn from our sins and trust in Jesus as our own Savior.

Game: Which Way Did It Go?

Materials

Bible verse written up in large print so that all can see

Coin

Beanbag or other small object

Preparing the Game

None.

Learning the Verse

Some or all of your children may be non- or early readers. Teach the verse in sections, having them say it after you. Repeat a few times. Add clapping or other movement as they say it.

Directions

1. If desired, lead the children in a discussion of a **FEW** of the most important questions before beginning game.

2. Explain the game to them as follows:

Divide the children into two teams. Have the children sit or stand in a circle, alternating team members. Have everyone say the verse together. Explain to the children that they will pass the beanbag, stating clockwise, around the circle. Outside the circle one person, the Coin Flipper, will flip the coin. Each time the Coin Flipper gets a tails, he yells "Change" and the children in the circle change the direction they are passing the beanbag. After 5 changes whoever has the beanbag says the verse for their team. He gets 2 points for his team if he can say it be himself. One point, if he can say it with the help of another team member. If they can't say it, then the person next to him (on the other team) can try to say it for 1 point for his team. The child who correctly recited the verse is the next Coin Flipper. Have everyone say the verse again, then repeat steps.

Game continues until all children get to be the Coin Flipper, or as time and attention span allow.

Non-competitive Option

Don't split the children into teams. Give the group a target number of points to make. Challenge the children to see how few turns it will take to reach the target number of points. Tally the number of points on a piece of paper. Continue until target number is reached. Repeat, seeing if they can do it in less turns the second time.

Optional TAKING IT TO OTHERS Activity: Quiz Questions

Have the children choose a few of the questions from the game to ask the parents/other children during TAKING IT TO OTHERS time. Help pre-readers by whispering the question in their ear and letting them ask it aloud to the parents/other children. Make sure you read the Bible verse aloud before you ask your questions.

Directions:

1. Write words to song in large print before class.
2. Play the song for the children, helping them follow along on the song sheet.
3. Discuss the song, using a few questions from the discussion sheet. *Don't use them all!*
4. Introduce sign language for key words of your choice from sign language sheet for your song. Use as few or as many as you think the children can learn.
5. Sing and sign the song. Sign language as well as large format lyrics and sheet music are found in the PFI Unit Songbook or online.
6. If desired, play the Song Game.

Optional TAKING IT TO OTHERS Activity: Presenting and Singing the Song

1. Sing and sign the song, encouraging the watching children/parents to join in.
2. Ask the class some of the questions listed below. The Bible Truth Connection Question is particularly good to help them understand how the verse ties in with the Bible Truth.

And Now, Lord

And now, Lord, look upon their threats,
 And grant to your servants to continue to speak,
 Your word with all boldness, Your word with all boldness,
 Your word with all boldness,
 And when they prayed, they were all filled,
 With the Holy Spirit and continued to speak,
 The word of God with boldness, the word of God with boldness,
 The word with boldness.
 Acts Four, twenty-nine and thirty-one.

Listen to it on PFI ESV Songs 10, Track 17

Song Game: Pass the Secret Sign

Materials

Sign Language signs used in song, particularly choose words with important meanings you want the children to learn, such as "grace", "redeem", etc.

Bag or bowl

Blindfold

Preparing the Game

1. Cut out signs and put in bowl.

Playing the Game

1. Practice the song and signs until the children know them well.
2. Have all the children stand in a tight circle, except one, "It," who will stand in the middle of the circle, blindfolded.
3. Have the children in the circle to put their hands behind their backs. Choose a sign from the bag and hand to a child in the circle, still keeping hands behind their backs, not looking at the sign.
4. When "It" says "Pass the Secret Sign", the children will begin to pass the sign around behind their backs.
5. When "It" says "Stop the Passing!" the child who has the sign freezes with the sign behind his back.
6. The child with the sign brings it around and looks at it. You can help the child practice the sign.
7. Then take the blindfold off of "It", watch the child with the card do the sign, then have "It" guess the name of the sign. (If desired, "It" can ask another child in the circle for help with their guess.)
8. The holder of the sign then becomes "It." Sing the song with all the signs, then repeat.

STORY REVIEW

Directions: Read and discuss Bible Truth, using a FEW of the questions. Play game. Feel free to modify the game to fit your children.

General Story Questions

1. What kind of animals was David in charge of? *Sheep.*
2. What animals did David protect his sheep from? *Lions and bears.*
3. What is a champion? *Someone who is given the job of protecting others. In war, a champion is given the job of representing his whole army in battle against one of the enemy's men.*
4. Who did David thank when he rescued the sheep and killed the lion? *The LORD.*
5. Who gave David the courage to fight the lion? *The LORD, through His Holy Spirit.*
6. Why did David go to where the Israelites soldiers were fighting?
His father sent him to give him brothers food and check up on them.
7. Who were the Israelites fighting? *The Philistines.*
8. Why did Goliath want to fight instead of the whole army?
Because he thought he could easily beat any Israelite soldier and then his whole army wouldn't have to fight and men possibly die in battle. It was the easy way out for the Philistines.
9. Why wouldn't the Israelites send a man out to fight Goliath?
Because they could see how big and strong Goliath was and did not have faith that God would deliver them.
10. Why did David think he could defeat Goliath?
Because David knew that the LORD could enable him to defeat Goliath. The LORD by His Holy Spirit would give him courage. And, He would help him as he fought.
11. Why didn't King Saul think David could win?
King Saul, like the other Israelites, did not think about the situation with faith in the LORD. He looked only at appearance of Goliath's great strength and size and David's small strength and size.
12. What did David take with him to fight Goliath?
Staff, sling, stones, and the Holy Spirit giving him courage in his heart.
13. Why did David want to fight so badly? *To honor the name of the LORD.*
14. What did the Holy Spirit help David do? *Speak and act with faith and courage.*

Bible Truth Connection Questions

1. What does this story have to do with our Bible Truth? *The Holy Spirit was the one who gave David courage to fight against Goliath to glorify God's great name.*

Bible Verse Connection Question

1. What does the story have to do with our **Bible Verse: Acts 4: 29,31**: "And now, Lord, look upon their threats and grant to your servants to continue to speak your word with all boldness...And when they had prayed, the place in which they were gathered together was shaken, and they were all filled with the Holy Spirit and continued to speak the word of God with boldness."?
Like the first believers in Jesus, David knew that he had to face a strong enemy and that he must depend upon God, not himself, to give him courage and victory. The LORD answered David just as mightily as He did the first believers. He gave David bold words to say about the greatness of the LORD and He gave him victory over his enemy in battle.

Life Application Questions

1. What sorts of things do Christians today need the Holy Spirit's courage to do?
Live for God and tell others about Jesus.
2. Who may have the Holy Spirit in their hearts to give them courage?
All who are Christians.
3. How can we become Christians? *By turning away from our sins and trusting Jesus as our own Savior.*

ACTS Questions

1. What is something we can praise God for being that we learned in our story?

Praise God for being the Giver of the Holy Spirit to His people, to make them courageous to tell others about Him.

2. What is something we can confess as sin that we learned in our story?

Confess that many times, like the Israelites and the Philistines that we look at our own strength and do not think about God and having faith in Him. We deserve God's punishment! We need a Savior!

3. What is something we can thank God for that we learned in our story?

We can thank God for working so powerfully in His people, by His Holy Spirit. Even though they are so weak and small against their enemies, He powerfully works in them to have courage and to do great things in His name, for His glory.

4. What is something we can ask God for that we learned in our story?

We can ask God to work in our hearts, helping us to turn away from our sins and trust Jesus as our own Savior. We can ask Him to send the Holy Spirit to work in our hearts, making us courageous to live and to speak and even to suffer for Him. We can ask Him to make us like David, with a desire to show how great God's name is when others dishonor Him.

The Gospel

1. David was the champion of the Israelites that day. The LORD used him to glorify Himself, by giving David the courage to fight Goliath and to show how great the LORD is against any enemy. God promised that through one of David's sons, that He would send a champion for all of God's people to save them from their sins. Do you know who this "champion" is? What did He do? What is the gospel?

God is the good Creator and King of the world. He made people to worship Him and live by His good laws. But we are all sinners who have rebelled against Him. We all deserve death--God's just, eternal punishment for our sins. How terrible! But God has good news for us. In His great mercy, God sent His Son Jesus to earth to save sinners. Yes, Jesus, the perfect Son of God, left His home in heaven and became a man. He lived the perfect life that pleases God. (He's the only one who has ever done that!) He offered it up to God His Father as the perfect sacrifice for sins when He suffered and died on the cross. Then, on the third day, Jesus rose from the dead in victory. He had fully paid for the sins of God's people, so they wouldn't have to! Now all who turn away from their sins and trust in Jesus as their Savior will receive forgiveness of sins and eternal life with God. They will be His very own special people who will know Him and enjoy Him forever. We can be God's people, too, if we turn from our sins and trust in Jesus as our own Savior.

Game: Forceball

Materials

One kick ball or other rubber ball
Masking tape
Yard stick
Story Review Questions

Preparing the Game

1. Choose 20+ questions for your game from the Story Review Discussion Questions, or make up your own.
2. Use the tape to mark 2 lines about 3 yards apart.

Playing the Game

Divide the children into two teams and have each team line up behind one of the lines.

Players should stand side to side, with legs apart and feet touching. The two teams are facing each other. Play starts as one team rolls (with their hands) the ball to the other team, trying to get it through the other team's legs without being blocked. The defending team cannot move their feet to block the ball. They can only block it with their hands. If the ball gets through their legs, the other team can get 2 points if they can answer a Story Review question correctly. If they do not say it correctly, then the defending team can try for 1 point. The defending team then bats the ball and tries to get it through the other team's legs. The team with the most points wins.

Game continues as number of questions, time, and attention span allow.

Non-competitive option

This game is difficult to make completely non-competitive. You can, however, not keep track of points.

Optional TAKING IT TO OTHERS Activity: Quiz Questions

Have the children choose a few of the questions from the game to ask the parents/other children during TAKING IT TO OTHERS time. Help pre-readers by whispering the question in their ear and letting them ask it aloud to the parents/other children.

CASE REPLAY ACTIVITIES

Use this guide to review the Case Story and act it out for others to enjoy!

CASE REPLAY, JR: YOUNGEST CHILDREN

Description: The children will act out the story together, everyone doing the same action/sound effect at the same time. This activity is most suitable for kindergarteners.

Materials

The Case RePlay, Jr. script for younger children

Preparation

1. Read through the script and write in the blanks along the side possible actions/sound effects the children could do to act it out.

Instructions

1. Tell the children that they will be re-enacting the story together as you tell it.
2. As you read the script, lead the children in actions/sound effects to do with you.
3. If desired, you can read the script and stop at certain sentences and ask them what a good action/sound effect would be to act out what you just read.
4. Repeat the re-enactment one or two times more.

CASE REPLAY, SR: OLDER CHILDREN

Description: The children act out the story as a three-scene play. You will narrate it using the Case RePlay, Sr. script and they will act it out (no spoken words, for the most part), with each child assuming a different character's role. This activity is most suitable for first grade and up. You will review the story, then practice it a few times before performing it for others.

Materials

The Case RePlay, Sr. script
White board or other large format paper
Costumes and props

Preparation

1. Prepare for the play by choosing costumes and props for each character in the story. Decorate the area with any scenery props.
2. Write the words "Beginning," "Middle," "End" on a large piece of paper/whiteboard with plenty of space under each heading. You will use this paper to help the children think about the story as a three-scene play, as it is presented in the script.

Instructions

1. Tell the children that they will get to act out the story as a three-scene play, with a beginning, middle and end section. Tell them that before they can act it out, they need to think it out. as you narrate it with your script.
2. Take the children's answers as they recount the story, helping them put key incidents in the right order.
3. If desired, when they have filled in their Beginning, Middle, End, read through your whole (real) script, so they hear exactly what you will have them act out.
4. Then tell the children that it's time to practice acting out the story.
5. Assign parts to each child. If you are using costumes, do NOT give them out at this point. They will be a distraction.
6. Have all the children sit on the floor or in chairs on one side of the "stage," then call the characters up in place as their part in the story comes.
7. As you read the script, guide the children in where you want them to move or do to act it out.
8. After going through the whole script once, give out any costumes and props and act out the script once or twice more.

Optional TAKING IT TO OTHERS Activity: Re-enacting the Story

Read the script as the children act out together (younger) or assuming different roles (older) as the other children or the parents watch.

CASE REPLAY, JR--YOUNGER KIDS (KINDERGARTEN) P.2

Welcome to our play! The name of our story is: The Case of the The Small Man with the Big, Secret Weapon.

This story starts out in Old Testament times, about 1500 years before Jesus lived on earth.

And now we present: "The Case of the The Small Man with the Big, Secret Weapon."

Scene 1:

David took care of his family's sheep while his other brothers were away with King Saul, fighting the Philistines. David knew he must keep a constant look out for wild animals who wanted to attack the sheep. Many times a lion snatched a sheep and David had to rescue it. He would hit the lion with a stone from his sling, then rescue the sheep from its mouth. Sometimes, he had to fight and kill them with his hands. David knew that it was God who helped him, giving his faith and courage by His Holy Spirit.

Actions:

Scene 2:

Only a few miles away on the battlefield, King Saul and the Israelite soldiers were in a standoff with their enemies, Philistines. One day, as David took food to his brothers, he heard the Philistine champion, Goliath, mocking the LORD's name and challenging an Israelite to fight him to settle the battle. All the Israelites were too scared to fight Goliath, but David had courage and faith by the Holy Spirit to stand up to him. He says he will fight him for the honor of the name of the LORD. He believes can win because God will help give him the victory. King Saul listened to David's request to fight Goliath. He has a hard time believing David should do this, but he allows him to fight anyway.

Scene 3:

King Saul offers David his armor for protection. David tries on the king's armor, but refuses to wear it. It is too heavy. David faces Goliath with his staff, his sling and five, smooth stones. Goliath makes fun of David, but David answers back with the courage and the words the Holy Spirit gives him. He believes that the LORD will give him victory over Goliath. David hits Goliath with a stone, then kills him with his sword. The LORD's name is honored through the courage of David and the defeat of Goliath by a young man who fights with the LORD's strength.

Bible Truth Tie-In:

The Bible Truth we are learning is: **The Holy Spirit Gives God's People Courage.** The Holy Spirit gave David the courage to fight against Goliath and believe that the Lord would give him victory. He had courage to speak out against Goliath's mocking of the Lord so that the Lord's name would be honored.

CASE REPLAY, SR--OLDER KIDS (1ST GRADE AND UP) P.3

Welcome to our play! The name of our story is called: The Case of the Small Man with the Big, Secret Weapon.

This story starts out in Old Testament times, about 1500 years before Jesus lived on earth.

The characters in our story are: David and his brothers; the Israelite soldiers; King Saul; Goliath and the Philistine soldiers.

And now we present: "The Case of the The Small Man with the Big, Secret Weapon."

Scene 1: (Beginning)

David took care of his family's sheep while his other brothers were away with King Saul, fighting the Philistines. David knew he must keep a constant look out for wild animals who wanted to attack the sheep. Many times a lion snatched a sheep and David had to rescue it. He would hit the lion with a stone from his sling, then rescue the sheep from its mouth. Sometimes, he had to fight and kill them with his hands. David knew that it was God who helped him, giving his faith and courage by His Holy Spirit.

Scene 2: (Middle)

Only a few miles away on the battlefield, King Saul and the Israelite soldiers were in a standoff with their enemies, Philistines. One day, as David took food to his brothers, he heard the Philistine champion, Goliath, mocking the LORD's name and challenging an Israelite to fight him to settle the battle. All the Israelites were too scared to fight Goliath, but David had courage and faith by the Holy Spirit to stand up to him. He says he will fight him for the honor of the name of the LORD. He believes can win because God will help give him the victory. King Saul listened to David's request to fight Goliath. He has a hard time believing David should do this, but he allows him to fight anyway.

Scene 3: (End)

King Saul offers David his armor for protection. David tries on the king's armor, but refuses to wear it. It is too heavy. David faces Goliath with his staff, his sling and five, smooth stones. Goliath makes fun of David, but David answers back with the courage and the words the Holy Spirit gives him. He believes that the LORD will give him victory over Goliath. David hits Goliath with a stone, then kills him with his sword. The LORD's name is honored through the courage of David and the defeat of Goliath by a young man who fights with the LORD's strength.

Bible Truth Tie-In:

The Bible Truth we are learning is: **The Holy Spirit Gives God's People Courage.** The Holy Spirit gave David the courage to fight against Goliath and believe that the Lord would give him victory. He had courage to speak out against Goliath's mocking of the Lord so that the Lord's name would be honored.

A Sling with Five Smooth Stones

Description

The children will make a sling shot of felt and string based on what we know of sling shots in David's time. They will make "stones" out of foil and color in a Goliath figure to shoot at. (If you would rather them not practice shooting at a human, then simply use the 16 oz. paper cups without the Goliath picture.

A note on the history and technique of slingshots, quoted from wikianswers.com:

"Sling shots have not changed since the time of David. David's, weapon would have consisted of two strips of leather, about 1 centimeter or less in width. One would be about 60-65 cm in length while the other slightly longer. Both strips would be tied to a strip of leather about 8-10cm in length by about 4 cm in width.

The longer strip of leather would be wound around the hand, while the shorter held between the thumb and forefinger. A stone would be placed in the wider strip of leather, and the whole would be swung around either the head or at the side of the person using the weapon, according to how they wished to use it.

The sling shot is an extension to the user's arm, and when the required momentum is reached the strip being held by the thumb and forefinger is released and the projectile will travel at tremendous speed towards its desired target.

As they are now banned weapons I suggest you get permission to use it in a safe area." (I think that our little felt and paper/foil versions are fully within the "toy" range to leave little concern, except for breakable glass objects and knickknacks! Still, make sure you give the slings to the parents when you dismiss the children, rather than the children. That leaves them at full discretion about the when and where of sling shot use at home.)

Materials

Card stock

Template for sling pocket and Goliath

1 1 1/2' string and 1 2' string per child

Brown felt (or craft leather, etc)

Foil or notebook paper

Crayons, markers, colored pencils, etc.

Tape or Glue

Scissors

16 oz. plastic cups, 1 per craft

Preparing the Craft

1. Print out the sling pocket and Goliath picture (if using it) and copy them onto card stock, one for each child.
2. Cut out 1 sling pocket per child out of the felt. Poke a hole in two ends of the sling, as shown on pattern.
3. Set out coloring supplies.
4. Tear off 1' long sheets of foil, 5 per child. (or have 5 pieces of notebook paper per child)
5. Make a sample of the craft to show the children.

Making the Craft

1. Have the children color in Goliaths. Glue or tape Goliath to upside-down plastic cup.
2. Have the children thread a string through each hole in the felt sling pocket.
3. Crumple up the foil or notebook paper into little balls.
4. Have the children wind the longer of the two strings around their arm, load a foil ball into the sling, then grasp the other string with the same arm. Swing the sling a few times and then let go of the string not wound around your arm, releasing the "stone". Try to make Goliath fall down. **WARNING: Adult supervision definitely required!** You may want to hold on to the "stones" and have the children take turns knocking down Goliath

Optional TAKING IT TO OTHERS Activity: Craft Presentation

If you are presenting the craft to other children or parents the children can hold up their crafts (or your model craft) and read their Bible Truth Connection answers to explain the importance of the craft.

CASE CRAFT**Discussion Guide****Instructions:**

As the children are settled into making their craft, ask them these questions to help them understand the craft's significance. Use the answers provided to guide the children's answers.

Discussion Questions

1. What was taking place in the Valley of Elah? *The Philistine and the Israelite armies gathered to fight each other.*
2. What did Goliath challenge the Israelite soldiers? *One man to come forward and fight him, settling the battle.*
3. How did David react to Goliath's challenge? Who helped him to do this? *David agreed to fight him with only his sling and five, smooth stones. The Holy Spirit gave David the courage to speak out against Goliath and fight him.*
4. What is Bible Truth that we are learning? *The Holy Spirit Gives God's People Courage.*
5. What does our craft have to do with our Bible Truth: The Holy Spirit Gives God's People Courage. *No Israelite soldier dared to fight the huge Goliath. They knew he was too big to beat. But by the Holy Spirit, God gave David courage and victory over lions and bears. David trusted God to give him courage and victory over even Goliath.*
6. What can our craft help us remember? *The Holy Spirit gives God's people courage to do things that seem impossible. He helps them to trust in God's power, not their own.*

TAKING IT TO OTHERS**Craft Presentation****Instructions:**

Have children hold up your model craft/their crafts. Choose five children (or you say) the five sections below to explain the craft's importance.

Presentation:


1. Our craft is: A Sling with Five Smooth Stones.
2. In the Valley of Elah, where the Philistine and Israelite armies gathered, God gave David courage speak out against, fight and kill the great Philistine, Goliath, With his sling and five smooth stones by the Holy Spirit working in David's heart.
3. Our Bible Truth is: The Holy Spirit Gives God's People Courage.
4. No Israelite soldier dared to fight the huge Goliath. They knew he was too big to beat. But by the Holy Spirit, God gave David courage and victory over lions and bears. David trusted God to give him courage and victory over even Goliath.
5. Our craft can help us remember that the Holy Spirit gives God's people courage to do things that seem impossible. He helps them to trust in God's power, not their own.

Note: Even non-readers can participate in presenting the craft, if you will whisper what they are to say in their ear and let them say it aloud for the others to hear.

Sling Pocket



Goliath



BEFORE CLASS:**1. PICK YOUR PERSON**

VIPPs can be anyone in your church! Typically, they fall into 6 categories: Church staff, Elders, Deacons/deaconesses, Special Volunteers (people who aren't paid, but spend a lot of time helping out in particular ways), Supported Workers (aka missionaries), and Church Members.

2. GATHER YOUR FACTS

Use the VIPP Information Sheet to write down the facts about your VIPP. The information on this worksheet is used in the VIPP activities, listed in the "Choose an Activity" section below.

DURING THE ACTIVITY:**1. INTRODUCE YOUR VIPP**

Introduce your VIPP to the children, using the VIPP Information Sheet. Fill in a set of VIPP Clue Cards with the information for your VIPP. If desired, you can even have the actual person come into class for the children to meet.

Need help describing what someone does for the church in a kid-friendly way? Check out the list of common VIPPs on the Praise Factory website in the PFI resources. There are lots of kid-friendly descriptions for common VIPP's, such as pastors, elders, deacons and a lot more.

2. PRAY!

Lead the children in praying for the VIPP. Ask the children if they would like to pray for one of the VIPPs prayer requests. Even non-readers can pray for the VIPP if you whisper the prayer request in their ear, then let them say it aloud. Never force a child to pray!

3. CHOOSE AN ACTIVITY

There are two activities you can use to help the children learn about the VIPP:

VIPP Clue Cards: These are nine coloring sheets in which children fill in the nine things they learn about the VIPP from the VIPP Information Sheet. Photocopy a set of each child. Use as few or as many of these Clue Cards as you desire.

VIPP Game: This is a game that uses a set of Clue Cards for one or two VIPPs.

Choose a VIPP and fill in his/her information on the VIPP Information Sheet. Fill in a set of VIPP Clue Cards with the information for your VIPP. Tell the children about the VIPP, having them fill in the VIPP Clue Cards with the key facts as they learn them. Write any words the children need to write on a white-board or other piece of paper so they can see how to spell them. Help younger children write these words on their clue cards. Ideas for how to tell the children about many common VIPPs are listed at praisefactory.org with the resources for this Bible Truth.

Optional TAKING IT TO OTHERS Activity: Introduce and Pray for the VIPP

If you are presenting the VIPP to other children or parents you can assign children to hold up the 10 clue cards and say what each card tells about the VIPP. (Or, you can have the children hold them up as you tell what each one means.) Then lead the children in praying for the VIPP.

Game: Stop and Go

Materials

Information for one VIPP

2 Sets of Clue Cards

8 8.5" x 11" Manilla Envelopes

Ball

Blindfold

Bag

Preparing the Game

1. Fill in one set of clue sheets for the VIPP you are using.
2. Tape the other (blank) set of Clue Cards to the outside of the manilla envelopes.
3. Put the filled-in clue cards in the corresponding envelope.
4. Put all the Clue Cards envelopes in a bag, except for the ones with the names and pictures of the VIPPs.

Playing the Game

Reveal: Tell the children about the VIPP, showing them your filled-in clue cards as you tell about them.

Review: Have the children stand or sit in a circle. Choose one child to be the Caller. The Caller stands in the center of the circle, blindfolded. Hand the ball to a child in the circle. At the Caller's "Go" command, the ball is passed around the circle. It is passed around until the Caller says "Stop." Whoever has the ball when the Caller says stop chooses a Clue Card envelope. The child (or the teacher) tells the class the Clue Card category and asks them if they can remember the answer for the VIPP. The envelope is opened to see what the answer is. If the children get it right, the category is retired. If they get it wrong, it goes back into the pile of envelopes.

VIPP INFORMATION SHEET

VIPP NAME:

WHAT VIPP LOOKS LIKE

Man or Woman? _____

Hair color? _____

Eye color? _____

FAVORITE ANIMAL

FAVORITE FOOD

FAVORITE FREE TIME ACTIVITY

WHAT VIPP DOES DURING WEEK

VIPP GROUP OF SERVICE:

Church Member

Deacon

Elder

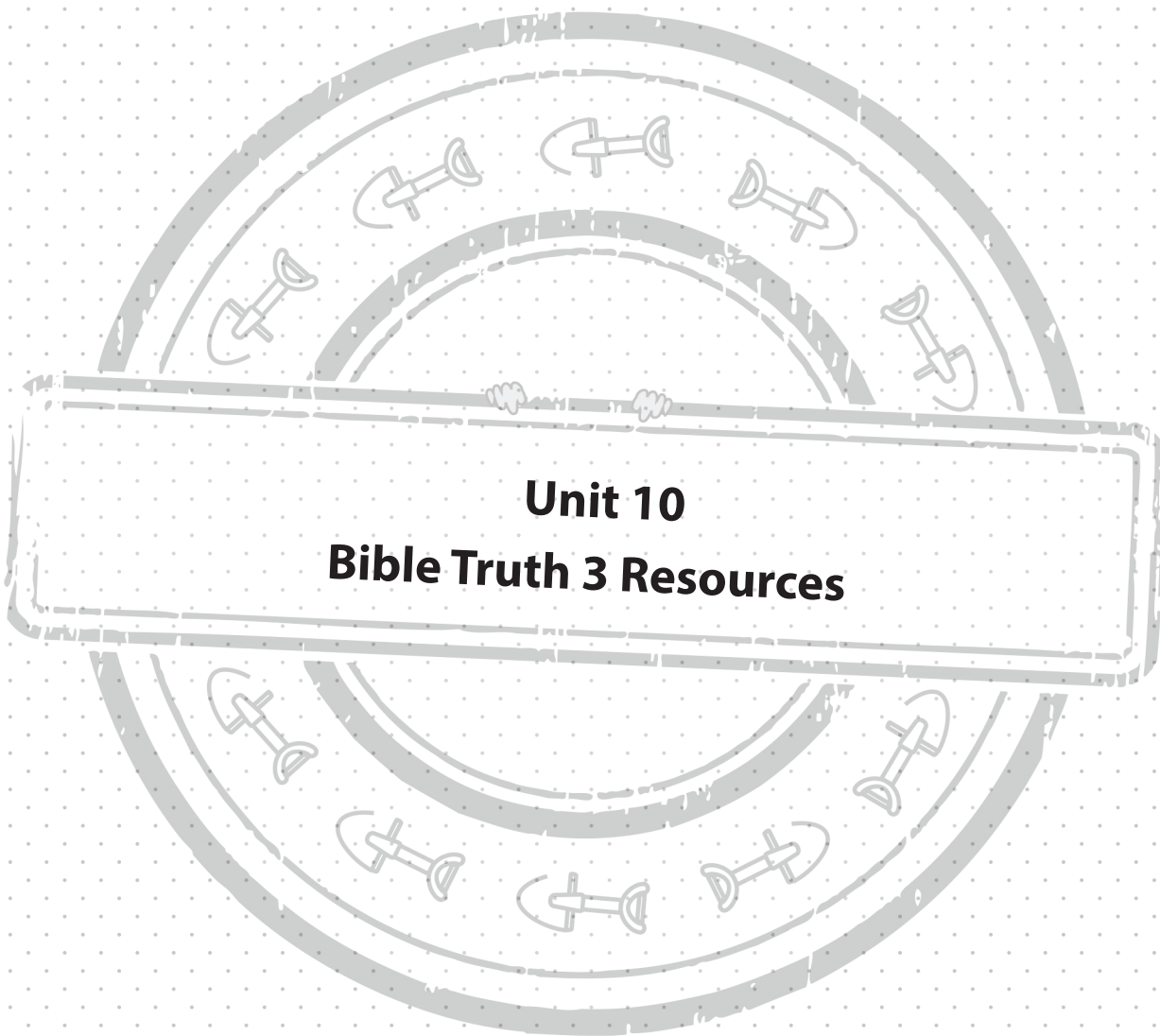
Church Staff

Special Volunteer

Supported Worker
(Missionary)

3 WAYS VIPP SERVES CHURCH

**3 WAYS TO PRAY FOR
THE VIPP**



Unit 10
Bible Truth 3 Resources

BIBLE TRUTH 3 OVERVIEW

Unit 10: The Holy Spirit, The Indwelling God

Big Question and Answer: "What does the Holy Spirit do in God's people? He changes their hearts to be like Jesus!"

Bible Verse: "I will give you a new heart, and a new spirit I will put within you." Ezekiel 36:26

Bible Truth 3 Concept: The Holy Spirit Gives God's People Wisdom

The Holy Spirit gives God's people the wisdom they need to know God and to live for Him.

How does the Holy Spirit give God's people wisdom? He works in their hearts as they read the Bible, when they listen to Bible teaching, when they talk with other Christians, and when they pray.

This is one of the reasons why God's people set aside time to regularly read God's Word and pray. They know this keeps their heart open to hear the wisdom of the Holy Spirit. This is also one of the reasons why God's people gather together in churches: so they can learn God's Word from godly leaders; and, so they ask each other for help understanding what God's Word means and how to live it out. The Holy Spirit especially uses these things to help them understand God's truths and how God wants them to live them out.

There may be many things about God and His plans that God's people do not completely understand, but God will always give them the wisdom they need to live for Him. They only need to ask, and He promises to give it to them.

Bible Truth 3 Bible Verse

Meditation Version: John 14:16-17

"And I will ask the Father, and he will give you another Helper, to be with you forever, even the Spirit of truth, whom the world cannot receive, because it neither sees him nor knows him. You know him, for he dwells with you and will be in you."

Alternate Memory Version: John 14:16,17

"And I will ask the Father, and he will give you another Helper, to be with you forever, even the Spirit of truth... You know him, for he dwells with you and will be in you."

Bible Truth 3 ACTS Prayer

A God, we praise You for being the Giver of wisdom through Your Holy Spirit.

C God, we confess that many times we chose not to ask You for wisdom. Instead we choose to do things our own way. We need Jesus to be our Savior! We need Your Holy Spirit to change our hearts to love You and live for You!

T Thank You, God for all the wisdom You offer us from Your Holy Spirit. Thank You for this wisdom You have given us through the Bible, godly parents and friends, our teachers at church, and directly to our hearts as we pray.

S God, work in our hearts, that we might turn away from our sins and trust in Jesus as our Savior. Send the Holy Spirit to live in our hearts. Give us wisdom to know how to love You and others; and, to know how You want us to live. Help us to live out the wisdom You give us!

Bible Truth 3 Stories

Lesson 1: The Case of the Abandoned Highway (New Testament)

Acts 7-8

Lesson 2: The Case of the Gardener and the Gunpowder (Story of the Saints)

Lesson 3: The Case of the Wonderful Wiseman (Old Testament)

1 Kings 1-3; 2 Chronicles 1

1. GETTING STARTED: Welcome and Opening Songs (*introduce unit and get kids moving with these songs*)

<p>Welcome</p>	<p>“Welcome to Praise Factory. We’re so glad you’ve joined us! Here at the PFI we are investigators. (That’s what the “I” stands for!) Investigators look for answers to questions. In PFI, we look for answers to big questions about God. We dig deep down in the truths of God’s Word to find them.”</p>
<p>Praise Factory Theme Song</p>	<p>“Let’s sing our Praise Factory Investigator’s theme song.”</p> <p>PFI: Praise Factory Investigators <i>PFI ESV Songs 10, Track 1</i></p> <p>We’re PFI: Praise Factory Investigators, Diggin’ deep down for truths in God’s Word, That’s PFI: Praise Factory Investigators, Diggin’ deep down for truths in God’s Word, We’re looking for answers to very big questions, Big questions about God, If you’re looking for answers to very big questions ‘bout God, come along, Join PFI: Praise Factory Investigators, Diggin’ deep down for truths in God’s Word, That’s PFI: Praise Factory Investigators, Diggin’ deep down for truths in God’s Word. Deep down, diggin’ down, Let’s go diggin’ down, Deep down, diggin’ down, ‘Til answers to all our Big Questions we’ve found. We’re PFI: Praise Factory Investigators, Diggin’ deep down for truths in God’s Word, That’s PFI: Praise Factory Investigators, Diggin’ deep down for truths in God’s Word.</p>
<p>Classroom Rules Song</p>	<p>An important part of Praise Factory is helping us worship God and love one another. Our WoGoLOA song reminds us how we should act. Let’s sing it.”</p> <p>WoGoLOA Rules Song <i>PFI ESV Songs 10, Track 2</i></p> <p>Refrain: WoGoLOA means “Worship God and love one another,” WoGoLOA means “Worship God and love one another.”</p> <p>WoGo means “Worship God.” Sound off, 1,2,3, Joyfully take part, Listen to others, Obey your teachers. (<i>Refrain</i>)</p> <p>LOA means “Love One Another.” Sound off, 1,2,3, Be kind, Be encouraging, Help others, help others. (<i>Refrain twice</i>)</p>

1. GETTING STARTED, continued

Opening Prayer	"Let's ask God to help us obey these rules, and to help us worship Him and love one another as we learn more about Him today. Let's pray." <i>Pray.</i>
<p>Big Question Under Investigation:</p> <p>Big Question 10 and Songs</p>	<p>"Now it's time to turn today's Big Question Under Investigation.</p> <p>It's: What Does the Holy Spirit Do in God's People?</p> <p>The Bible tells us that God is Father, Son and Holy Spirit. He is three Persons, but just one God. God, the Holy Spirit, carries out God's plans--especially God's plans to work inside His people and change their hearts. The Holy Spirit is God's wonderful gift to His people! He is their helper and their comforter. He helps them know and love God. He helps them live for Him.</p> <p>So the answer to our Big Question, 'What Does the Holy Spirit Do in God's People? is: He Changes Their Hearts to Be Like Jesus!'</p> <p>"Let's sing our Big Question Song(s): <i>choose one or both</i></p> <p>Big Q & A 10 Song <i>PFI ESV Songs 10, Track 3</i> <i>(adapted version of "Pop! Goes the Weasel)</i> What does the Holy Spirit do inside of God's people? What does the Holy Spirit do? He changes their heart!</p> <p>What Does the Holy Spirit Do in God's People? <i>PFI ESV Songs 10, Track 4</i></p> <p><i>Refrain</i> What does the Holy Spirit do in God's people? What does the Holy Spirit do in God's people? He changes their hearts, He changes their hearts, He changes their hearts to be like Jesus!</p> <p>Verse 1 He gives life to the hearts of God's people, He gives them the gifts of repentance and faith, He puts love in the hearts of God's people, He helps them love God and others always. <i>Refrain</i></p> <p>Verse 2 God gives power to the hearts of people, He gives them the courage to live boldly for Him, He gives wisdom to the hearts of God's people. He reveals His Holy Word to them. <i>Refrain</i></p>

1. GETTING STARTED, continued**Unit 10
Bible Verse**

You may also enjoy these songs:

A New Heart:
Ezekiel 36:26, ESV
PFI ESV Songs 10,
Track 6

Within You:
Ezekiel 36:26, ESV
PFI ESV Songs 10,
Track 7

You Shall Be Clean:
Ezekiel 36:25-27, ESV
PFI ESV Songs 10,
Track 8

"How do I know this is true? The Bible tells me so!

Ezekiel 36:36 tells us: "I will give you a new heart, and a new spirit I will put within you."

Big Question 10 Bible Verse Song

PFI ESV Songs 10, Track 5

Ezekiel 36:26

I will give you a new heart,
And a new spirit, I will put within you.
I will give you a new heart,
And a new spirit, I will put within you.
Ezekiel Thirty-six, twenty-six.

When we repent of our sins and trust in Jesus as our Savior, we become God's people. Not does He save His people from the punishment they deserved from their sins, but He changes them. He gives them a new heart--one that knows Him and loves Him. One that wants to please Him. God's Holy Spirit, Himself, comes to live inside them in this new heart. He is the one who brings about the wonderful changes in God's people. He helps them to know and love God. He helps them understand what God wants them to do and helps them to do it. He comforts them and reminds them of God's promises to them. His life in their heart is just a tiny taste of the wonderful life they enjoy with God when they go to live with Him in heaven forever.

2. DIGGING DEEP DOWN: Key Concept and Story (introduce the Bible Truth and tell the related story)**Bible Truth 3**

"It's time for us to dig down deeper for answers to our Big Question. We're learning **FOUR** Bible Truths that all tell us something about the Holy Spirit. We have learned some already. Can you remember any of them? (The Holy Spirit Lives in God's People and The Holy Spirit Gives God's People Courage.)

The Bible Truth we are going to be thinking about today is:

The Holy Spirit Gives God's People Wisdom.

The Holy Spirit gives God's people the wisdom they need to know God and to live for Him.

How does the Holy Spirit give God's people wisdom? He works in their hearts as they read the Bible, when they listen to Bible teaching, when they talk with other Christians, and when they pray.

This is one of the reasons why God's people set aside time to regularly read God's Word and pray. They know this keeps their heart open to hear the wisdom of the Holy Spirit. This is also one of the reasons why God's people gather together in churches: so they can learn God's Word from godly leaders; and, so they ask each other for help understanding what God's Word means and how to live it out. The Holy Spirit especially uses these things to help them understand God's truths and how God wants them to live them out.

There may be many things about God and His plans that God's people do not completely understand, but God will always give them the wisdom they need to live for Him. They only need to ask, and He promises to give it to them.

2. DIGGING DEEP DOWN, continued**Bible Truth 3
Hymn**

"Long ago, a man named Daniel ben Judah Dayyan was thinking about this Bible truth, too. He wrote this hymn based on an ancient Hebrew song of praise. He called it "The God of Abraham Praise." We're going to learn a verse from it."

The God of Abraham Praise*PFI ESV Songs 10, Track 20***Verse 2**

His Spirit floweth free,
High surging where it will:
In prophet's word He spoke of old,
He speaketh still.
Established is His law,
And changeless it shall stand,
Deep writ upon the human heart,
On sea or land.

God's Holy Spirit is powerful to teach us and give us wisdom. Whether it is the words of the prophets or the laws or the words of the Psalms in the Old Testament; or, the words of Jesus in the gospels or the letters of people like Paul in the New Testament, God's Holy Spirit uses God's Word, the Bible, to give us His wisdom. And the wonderful thing is, He doesn't just help us understand it with our minds. We can ask Him to "write it on our hearts"--which means, change us by His wisdom that we love and live for God.

**Bible Truth 3
Bible Verse
and Song**

"The Bible verse we are going to be digging down into for this Bible Truth is:

John 14:16-17

"And I will ask the Father, and he will give you another Helper, to be with you forever, even the Spirit of truth, whom the world cannot receive, because it neither sees him nor knows him. You know him, for he dwells with you and will be in you."

Jesus promised His disciples that after He rose from the dead and went to heaven that He would not leave them alone. He would send them the Holy Spirit to be their helper. He would live inside of their heart, giving them wisdom and helping them know and love God, and live for Him. He would be with them forever.

We've said our Bible verse, now let's sing it!

I Will Ask the Father*PFI ESV Songs 10, Track 21*

I will ask the Father,
And He will give you,
Another Helper to be with you forever,
A helper to be with you forever,
Even the Spirit of truth,
Even the Spirit of truth.

You know Him, for He dwells with you,
And will be in you,
Another Helper to be with you forever,
A helper to be with you forever,
Even the Spirit of truth,
Even the Spirit of truth.
John Fourteen, sixteen and seventeen.

*You might also enjoy
these extra songs:*

*I Keep Asking:
Ephesians 1:17, NIV 1984
PFI ESV Songs 10, Track 22*

*If Any of You
James 1:5, ESV
PFI ESV Songs 10, Track 23*

*If Any of You Lacks Wisdom
James 1:5, ESV
PFI ESV Songs 10, Track 24*

2. DIGGING DEEP DOWN, continued**LESSON 1 STORY**

New Testament Story:

The Case of the Abandoned Highway
Acts 7-8

"Now it's time for today's story called: **The Case of the Abandoned Highway.**

As you listen to the story, see if you can figure out:

- 1. Where was the Abandoned Highway? Who was told to go there?**
- 2. Who did this person find on the Abandoned Highway? What was he doing? How did the Holy Spirit work in him and in the person sent to him?**

(If desired, write these questions on a sheet of paper to refer to when the story is finished.)

Read story.

After reading story, ask for the children's answers to the questions.

1. Where was the Abandoned Highway? Who was told to go there? It was the old road that lead south through Gaza.

2. Who did this person find on the Abandoned Highway? What was he doing? How did the Holy Spirit work in him and in the person sent to him? Philip found the Ethiopian official riding in his chariot and trying to understand God's Word. The Holy Spirit helped Philip explain the passage about Jesus and He helped the Ethiopian official understand it, repent of his sins and trust in Jesus as his Savior.

Close in prayer. (prayer suggestions included at end of story)

LESSON 2 STORY

Story of the Saints:

The Case of the Hungry Cannibals

"Now it's time for today's story called: **The Case of the Hungry Cannibals.**

As you listen to the story, see if you can figure out:

- 1. Why was it so risky to go to live with cannibals? What are they known to eat?**
- 2. Who went to live with the cannibals in our story? How did the Holy Spirit give him wisdom?**

(If desired, write these questions on a sheet of paper to refer to when the story is finished.)

Read story.

After reading story, ask for the children's answers to the questions.

1. Why was it so risky to go to live with cannibals? What are they known to eat?

They are known to eat people! Enemies and strangers, particularly, would be the kind of people they would choose to eat.

2. Who went to live with the cannibals in our story? How did the Holy Spirit give him wisdom? C.T. Studd went to live with a tribe of cannibals in Africa. The Holy Spirit confirmed his desire to risk his life to take the gospel to these people. Every day, C.T. prayed and read His Bible, seeking the Holy Spirit to give him wisdom to teach these people about Jesus.

Close in prayer. (prayer suggestions included at end of story)

2. DIGGING DEEP DOWN, continued**LESSON 3****Old Testament Story:**

The Case of the Wonderful Wiseman
1 Kings 1-3;
2 Chronicles 1

"Now it's time for today's story called: **The Case of the Wonderful Wiseman.**

As you listen to the story, see if you can figure out:

- 1. Who was the Wonderful Wiseman? Why did he want to be wise?**
- 2. Who gave him wisdom? How did he use his wisdom? How did he not use it?**

(If desired, write these questions on a sheet of paper to refer to when the story is finished.)

Read story.

After reading story, ask for the children's answers to the questions.

1. Who was the Wonderful Wiseman? Why did he want to be wise?? David was the King Solomon. He knew he could not rule Israel on his own. He needed God's wisdom to rule well.

2. Who gave him wisdom? How did he use his wisdom? How did he not use it?

The Holy Spirit gave him wisdom. The Holy Spirit gave Solomon an especially wise mind. But, He also used Solomon's reading of God's Word and learning from the wisdom of others. Solomon used his wisdom to rule the people well in many ways and to teach others wisdom. He did not always live out what he learned. It was as he went against the wisdom God gave him that many troubles came to him and to Israel.

Close in prayer. (prayer suggestions included at end of story)

3. TAKING ACTION: Response Activities *(choose from among these activities)***Response Activities**

- **ACTS Prayer Activity:** Add your own prayer requests to the ACTS prayer
- **Sneaky Snack:** Story-related snack
- **Bible Truth Review Activity:** Game with questions related to the Bible Truth
- **Bible Truth Hymn:** Music activities to learn a portion of a Bible Truth-related hymn
- **Bible Verse Review Activity:** Game with questions related to Bible Truth Bible verse
- **Bible Verse Song:** Music activities to learn the Bible Verse song
- **Story Review Activity:** Game with questions related to the Bible Truth and Case
- **Case RePlay, Jr. and Sr.:** Two drama activities that review the story: one for younger children, one for older children.
- **Craft:** Story-related craft
- **VIPP (Very Important Prayer Person):** Game and a coloring activity to help children learn about people in your church and how to pray for them.

(VIP resources: found online or at back of this book)

4. TAKING IT TO OTHERS *Optional presentations for the last few minutes of class***Presenting to Other Children**

If you split the children into different response activities, you can gather the children together again and have each small group make presentations to show the other children what they learned. Presentation ideas are included in the resources for each activity.

Presenting to Parents

If you keep your children together for response activities, you can have them make a presentation of something they have learned to their parents when they come to pick them up from class. Presentation ideas are included in the resources for each activity.

5. TAKING IT HOME *(Take Home Sheet)***PFI Pronto**

Give out the PFI Pronto for the case story as well as any other materials as the children are dismissed.

BIBLE TRUTH 3, LESSON 1: PLANNER/OVERVIEW

GETTING STARTED: Welcome and Opening Songs (*introduce unit and get kids moving with these songs*)

Welcome to Praise Factory: PFI: Praise Factory Investigators Theme Song *PFI ESV Songs 10, Track 1*

Rules to Help Us Worship God and Love One Another: WoGoLOA Classroom Rules Song
PFI ESV Songs 10, Track 2

Big Question Under Investigation: Big Question 10 Songs *PFI ESV Songs 10, Tracks 3,4*

Big Question Bible Verse: Ezekiel 36:26 Song: *PFI ESV Songs 10, Track 5*

Extra Bible Verse: Ezekiel 36:26, ESV Song: A New Heart PFI ESV Songs 10, Track 6

Extra Bible Verse: Ezekiel 36:26, ESV Song: Within You PFI ESV Songs 10, Track 7

Extra Bible Verse: Ezekiel 36:25-27, ESV Song: You Shall Be Clean PFI ESV Songs 10, Track 8

DIGGING DEEP DOWN: Key Concept and Story (*introduce the Bible Truth and tell the related story*)

Bible Truth 3: The Holy Spirit Gives God's People Wisdom

Bible Truth Hymn: The God of Abraham Praise, v.2 *PFI ESV Songs 10, Track 20*

Bible Verse: John 14:16-17, ESV

Bible Verse Song: I Will Ask the Father *PFI ESV Songs 10, Track 21*

Extra Bible Verse Song: I Keep Asking Ephesians 1:6,7, NIV 1984 PFI ESV Songs 10, Track 22

Extra Bible Verse: If Any of You James 1:5, ESV PFI ESV Songs 10, Track 23

Extra Bible Verse: If Any of You Lacks Wisdom James 1:5, ESV PFI ESV Songs 10, Track 24

Lesson 1 New Testament: The Case of the Abandoned Highway *Matthew 16:13-20; Acts 2-4*

TAKING ACTION: Response Activities (*choose from among these activities*)

Snack and Discussion Planner: Chariot Wheel Cheese and Crackers

ACTS Prayer: Prayer Sheet

Bible Truth Review: Discussion Questions and Game: Omit! Obey!

Bible Truth Hymn: The God of Abraham Praise, v.2 *PFI ESV Songs 10, Track 20*

Song, Sign Language and Song Game: Mimic Me! **PFI ESV Songs 10 BOOK or ONLINE**

Bible Verse Review: John 14:16-17 Discussion Sheet and Game: Simon Says How

Bible Verse Song: I Will Ask the Father *PFI ESV Songs 10, Track 21*

Song, Sign Language and Song Game: Word Take Away **PFI ESV Songs 10 BOOK or ONLINE**

Story Review: Discussion Questions and Game: Secret Agent

Case Replay, Jr: Drama Activity for Youngest Children (children do same story actions together)

Case Replay, Sr: Drama Activity for Most Children (children re-tell story with individual parts)

Craft: Ethiopian Official Up in His Chariot

VIPP (Very Important Prayer Person) Prayer Time: Coloring Sheets (back of book) & Game: Mix and Match

TAKING IT HOME: Take Home Sheet for Review and Family Devotions

PFI Pronto: Bible Truth 3, Lesson 1 **PFI ESV Prontos 10 BOOK or ONLINE**

The Case of the Abandoned Highway Acts 7-8 by Connie Dever**Our story is called:****The Case of the Abandoned Highway.****As you listen to the story, see if you can figure out:**

1. Where was the Abandoned Highway? Who was told to go there?
2. Who did this person find on the Abandoned Highway? What was he doing? How did the Holy Spirit work in him and in the person sent to him?

This story takes place in New Testament times, not long after Jesus rose from the dead and went to heaven.

What a great day Pentecost had been! On that day, God sent His Holy Spirit to live in the hearts of His people in a new way. He gave the disciples courage to stand up and tell others about Jesus. And so they did! Thousands heard and thousands believed! The church was growing rapidly!

As the number of people who believed in Jesus grew, so did the number of people who persecuted them! Many Christians in Jerusalem were arrested, beaten, and put in prison. Before long, almost all except Jesus' first eleven disciples had left town and scattered throughout Judea and Samaria.

Had something gone wrong? Why would God let this happen to them? No, nothing had gone wrong. The opposite was true! God was fulfilling the plan He had always had for the world. What had been Jesus' last words to his disciples before He went into heaven?: "But you will receive power when the Holy Spirit comes on you; and you will be my witnesses in Jerusalem, and in all Judea and Samaria, and to the ends of the earth." (Acts 1:8)

No, this was no mistake. God was using this persecution to send His people out to tell the gospel of Jesus to the whole world, beginning right there with the towns of Judea and Samaria!

Philip was one of the disciples who fled Jerusalem. In Jerusalem, he had been one of seven men chosen to be deacons. He made sure that the needs of the believers in the Jerusalem church were properly taken care of. He was a man full of the Holy Spirit and wisdom, with a humble servant's heart.

But now the persecution, Philip was leaving Jerusalem. Where would he go, what would he do? Philip was a man full of the Holy Spirit: he would seek God's wisdom

and would go wherever God wanted him to go.

And where did God want Philip to go? To Samaria--one of the last places Philip probably would have chosen! Samaria was the home of the Samaritans: a group of people who disgusted Jews. The Samaritans were Jews who had long ago broken God's command to marry only people who worshiped Him. The Samaritans married their sons and daughters to people who worshiped Baal and golden bulls and other idols. And then, before long, they became worshipers of those idols, too. The Jews believed it dishonored God to have anything to do with Samaritans. Many believed Samaritans were so sinful that they could never be forgiven by God.

But Jesus had shown this was not true. He had gone into Samaria and urged them to believe in Him, the Messiah, come to save sinners. Many had already turned from their sins and trusted in Jesus. And now, God was sending out Philip to share the good news of Jesus with even more Samaritans. How amazing is the Lord! How kind He is to all sinners!

So Philip left Jerusalem and went north to a city in Samaria and began to tell the people about Jesus. Crowds would gather around Philip as he told them the good news of Jesus. People with all kinds of sicknesses and problems came to Philip and God healed them through him. The Holy Spirit gave Philip wise words to say and He opened the hearts of the Samaritans to understand and believe in Jesus. Soon there was great joy in the city as many people turned from their sins, believed in Jesus and were baptized. Yes, it was clear: the Holy Spirit had wisely guided Philip to Samaria and

Story-telling Tips

Ahead of time:

1. Read the Bible verses and story. Pray!
2. Create story cue cards on index cards (or highlight text).
3. Practice telling story dramatically, timing your presentation. Shorten, if necessary to fit your allotted time.
4. Decorate area with story props that help bring your story alive.

During your presentation:

1. Maintain as much eye contact as possible as you tell the story. Point to/use props at important points in the story. Include the kids in your story with a few questions about what they think will happen or words/concepts that might be new to them.
2. Watch the kids for signs that their attention span has been reached. Shorten, if necessary.

had blessed Philip's words to bring many Samaritans to know Him!

With hundreds of Samaritan people becoming Christians, why would Philip ever think of leaving? Yet, one day, an angel of the Lord said to Philip, "Go south to the road—the desert road—that goes down from Jerusalem to Gaza."

What a strange command! Here Philip was in Samaria, where he could see hundreds and hundreds of people about Jesus. Was he really to leave Samaria and start walking south, fifty miles down some road? Especially THAT road! Why almost no one traveled THAT road out of Jerusalem. It only led past a deserted town called Old Gaza. Now everyone took the other, the new road, south to New Gaza. It didn't make sense! But Philip was a man full of the Holy Spirit and wisdom. He obeyed the angel and trusted the Holy Spirit's wisdom.

Philip set out from Samaria and walked and walked and walked. After about four days of walking, Philip made it to Jerusalem and started down the road to Old Gaza. This walk seemed useless. There was no one in sight as far as the eye could see! But Philip was a man full of the Holy Spirit and wisdom. He would believe the angel's words and keep trusting that God was guiding him.

At last, Philip picked up a faint, clattering noise behind him. It was a chariot coming towards him! "A chariot! No one but very, very rich and important people have a chariot!" Philip knew. "What is it doing coming this way on THIS road? Perhaps this is why the Lord guided me to this road."

It was! "Go to that chariot and stay near it," the Holy Spirit guided Philip.

As the chariot neared, Philip could see a richly dressed, African man reading a scroll aloud to himself, as his servants drove the chariot's horses. This was none other than one of the most important men in all of Ethiopia. He took care of all the money of Candace, Queen of Ethiopia!

Ethiopia! Why that was so far away that people in Jerusalem called it 'the ends of the earth!' It was a good sixty-day (2-month) journey by chariot to get to Jerusalem from there!

What would bring this important Ethiopian so far

away from his home and his Queen? One reason only: this man was a seeker of the LORD who had traveled all that way from Ethiopia to Jerusalem just to worship Him at the Temple in Jerusalem in the Temple courts.

And now, as he was making the long trek back home, he read aloud the scroll of the Bible he had. The man read: "He was led like a sheep to the slaughter, and as lamb before the shearer is silent, so he did not open his mouth. In his humiliation he was deprived of justice. Who can speak of his descendants? For his life was taken from the earth."

Philip could hear the man reading. "I know that Bible passage!" Philip thought to himself. "This man is reading from the book of Isaiah in the Bible. He's reading the part that tells how Jesus would be the Lamb of God who would be sacrificed to pay for His people's sins!" Philip could see that God had indeed been guiding him down this dusty, deserted road for a very good reason: to tell this man about Jesus!

Philip ran up to the chariot and said, "You're reading from Isaiah. Do you understand what you are reading?"

"How can I," the man answered, "unless someone explains it to me? If you can explain it to me, please join me up here in my chariot."

Philip most certainly could. The Holy Spirit had given him wisdom to understand. Philip climbed up in the chariot and beginning with those verses, he shared the good news of salvation through Jesus.

The Ethiopian official had never heard such things before, but the Holy Spirit worked in his heart, too. He gave him wisdom to understand and faith to believe Philip's words, as they traveled along the road.

"Stop this chariot!" the Ethiopian suddenly said to his servant. "Look, here is water," he said to Philip. "Why shouldn't I be baptized?"

So Philip and the Ethiopian official went down into the water and Philip baptized him. When they came up out of the water, the Spirit of the Lord suddenly took Philip away: He was guiding Philip to other work, in a far away place called Azotus.

And what of the Ethiopian official? He didn't see Philip again, but went on his way rejoicing back home to the "ends of the earth." Now the good news of Jesus would spread out to peoples in even more, far away

places through this man. God was fulfilling His plans!

Philip was a man full of the Holy Spirit and wisdom. What wonderful things the Lord did through Philip because he listened and obeyed.

Cracking the Case:

It's time to answer our Case Questions.

1. Where was the Abandoned Highway? Who was told to go there? It was the old road that lead south through Gaza.

2. Who did this person find on the Abandoned Highway? What was he doing? How did the Holy Spirit work in him and in the person sent to him?

Philip found the Ethiopian official riding in his chariot and trying to understand God's Word. The Holy Spirit helped Philip explain the passage about Jesus and He helped the Ethiopian official understand it, repent of his sins and trust in Jesus as his Savior.

Something for You and Me

Our Bible Truth is:

The Holy Spirit Gives God's People Wisdom

Our Bible Verse is: John 14:16-17

"And I will ask the Father, and he will give you another Helper, to be with you forever, even the Spirit of truth, whom the world cannot receive, because it neither sees him nor knows him. You know him, for he dwells with you and will be in you."

In those early days of the church, God used the Holy Spirit to lead the disciples in some amazing ways. But what about us, today? Will God give us wisdom, if we are His people? Yes, He will! To all who turn away from their sins and trust in Jesus as their Savior, God promises to send the Holy Spirit to fill their hearts. And by that Holy Spirit, fellowshiping with them in their hearts, He will give them wisdom as they pray, read God's Word and speak with other Christians.

Let's praise God for giving His people His Holy Spirit so that they might have the wisdom they need to live for Him. Let's ask Him to work in our hearts, helping us to turn away from our sins and to trust in Jesus as our Savior. Let's ask Him to send the Holy Spirit to live in our hearts, that we might receive wisdom from Him to know and love God, and to live for Him.

Close in prayer.

Closing ACTS Prayer

A God, we praise You for being the Giver of the Holy Spirit to Your people.

C God, we confess that like the Samaritans, we have all chosen to disobey You. Perhaps not by marrying people who aren't worshipers of You, like they did. But still, we all choose to do things our own way instead of Your good way....even when we know them. We need a Savior!

T God, we thank You for sending Your people out into all the world so that all might hear the good news of Jesus and be saved!

S God, work in our hearts! Help us to turn away from our sins and trust Jesus as our own Savior. Send the Holy Spirit to live in our hearts and give us wisdom. Send out Your people to all the earth, that all may hear and believe in Jesus as their own Savior.

Special Words

Samaritan: The Samaritans were Jews who had long ago broken God's command to marry only people who worshiped Him. The Samaritans married their sons and daughters to people who worshiped Baal and golden bulls and other idols. And then, before long, they became worshipers of those idols, too. The Jews believed it dishonored God to have anything to do with Samaritans. Many Jews believed that the Samaritans were so sinful that they could never be forgiven by God.

Baal: A false god worshiped by many of the peoples of Canaan in Old Testament times.

ACTS PRAYER ACTIVITY

Use this sheet to write down your ACTS Prayer

Instructions:

Use this sheet to help the children apply the Bible Truth into a prayer. You can use the ACTS provided or even better, have the kids think of their own applications. Also have the children add their personal requests to the prayer, too. Lead the children in the prayer or let them pray sections, with your help. Never force a child to pray! Non-readers can participate by you whispering a section of the prayer into their ear and allowing them to pray it aloud for the group.

ADORATION:

God, we praise You for being the Giver of wisdom through Your Holy Spirit.

God, we praise You for being.....

Add your own Adorations:

CONFESSION:

God, we confess that many times we chose not to ask You for wisdom. Instead we choose to do things our own way. We need Jesus to be our Savior! We need Your Holy Spirit to change our hearts to love You and live for You

God, we have sinned against You....

Add your own Confessions:

THANKSGIVING:

Thank You, God for all the wisdom You offer us from Your Holy Spirit. Thank You for this wisdom You have given us through the Bible, godly parents and friends, our teachers at church, and directly to our hearts as we pray.

God, we thank You for...

Add your own Thanksgivings:

SUPPLICATION:

God, work in our hearts, that we might turn away from our sins and trust in Jesus as our Savior. Send the Holy Spirit to live in our hearts. Give us wisdom to know how to love You and others; and, to know how You want us to live. Help us to live out the wisdom You give us!

God, we need Your help...

Add your own Supplication:

SNEAKY SNACK

Can you figure out how this snack ties in with our case?

Snack: Chariot Wheel Cheese and Crackers

Make chariot out of half piece of square cheese with small circular crackers (oyster cracker, e.g.) for wheels. Add teddy graham Philip, Ethiopian official and driver. Or, you can check on-line resources for simple Ethiopian food.

This is only a suggestion. Feel free to modify. Be mindful of allergy issues among your children!

Case Tie-in: The Holy Spirit helped Philip explain the meaning of the verses the Ethiopian official read as they rode along in his chariot. The Holy Spirit worked in the official's heart, helping him understand, repent of his sins and believe in Jesus.

SOUL FOOD

Food for thought during snack time

1. What does the snack have to do with the story?

Choose a few questions from the other activity discussion sheets to talk about during this snack time.

2.

3.

4.

5.

6.

7.

Directions: Read and discuss Bible Truth, using a FEW of the questions. Play game. Feel free to modify the game to fit your children.

The Holy Spirit Gives God's People Wisdom

The Holy Spirit gives God's people the wisdom they need to know God and to live for Him.

How does the Holy Spirit give God's people wisdom? He works in their hearts as they read the Bible, when they listen to Bible teaching, when they talk with other Christians, and when they pray.

This is one of the reasons why God's people set aside time to regularly read God's Word and pray. They know this keeps their heart open to hear the wisdom of the Holy Spirit. This is also one of the reasons why God's people gather together in churches: so they can learn God's Word from godly leaders; and, so they ask each other for help understanding what God's Word means and how to live it out. The Holy Spirit especially uses these things to help them understand God's truths and how God wants them to live them out.

There may be many things about God and His plans that God's people do not completely understand, but God will always give them the wisdom they need to live for Him. They only need to ask, and He promises to give it to them.

Understanding the Bible Truth

1. By whom does God give His people wisdom? *By His Holy Spirit, working in their hearts.*
2. What is wisdom? *Knowing what God wants us to do.*
3. What does the Holy Spirit give God's people wisdom to do? *To live their lives to please God.*
4. How does God give His people wisdom? *By the Holy Spirit, as they read the Bible, when they listen to Bible teaching, when they talk with other Christians and when they pray.*
5. What is one of the reasons why God's people set aside time to regularly read God's Word and pray? *This keep their hearts open to hear the wisdom of the Holy Spirit.*
6. What is one of the reasons why God's people gather together in churches? *So they can learn God's Word from godly leaders; and, so they can ask each other for help understanding what God's Word means and how to live it out.*
7. What does the Holy Spirit especially use to help God's people understand God's truths and how God wants them to live? *By regularly reading God's Word and praying. By gathering together in churches with other believers.*
8. What will probably be a mystery to God's people in this life? *Many things about God and His plans.*
9. What does God always promise to give His people? *The wisdom they need to live for Him.*
10. How can we become God's people? *By turning from our sins and trusting in Jesus as our Savior.*

Bible Verse Connection Question

1. What does our Bible Truth have to do with our **Bible Verse: John 14:16-17**: "And I will ask the Father, and he will give you another Helper, to be with you forever, even the Spirit of truth, whom the world cannot receive, because it neither sees him nor knows him. You know him, for he dwells with you and will be in you."?
Jesus promised to send the Holy Spirit to help God's people. He would live inside of them, giving them wisdom and teaching them how to live for God. He would never leave them. He would help them live for God.

Bible Truth Story Connection Questions

1. How did the Holy Spirit give Philip wisdom? *He helped him accept the angel's message, He told him to follow the chariot, He helped him understand the passage from Isaiah and know the right things to say to the Ethiopian official.*

Life Application Questions

1. Why is it so important to pray and read the Bible each day, if God's people want the Holy Spirit to give them wisdom? *Because He gives them wisdom when they ask for it. He speaks to them when they pray and read the Bible.*
2. Why is it so important that God's people go to church to hear preaching and to know other Christians, if they want the Holy Spirit to give them wisdom? *Because He speaks to them through the preaching of the Bible and when they talk to Christians.*
3. How can we become God's people? *By turning away from our sins and trusting Jesus as our Savior.*

ACTS Questions

1. What is something we can praise God for because of this Bible Truth?

Praise God for being the Giver of wisdom through His Holy Spirit.

2. What are sins we can confess to God because of this Bible Truth?

Confess that many times we forget to ask God for wisdom. Many times we don't know want to know His wisdom because we want to do things our own way.

3. What is something we can thank God for because of this Bible Truth?

Thank God for all the wisdom He has given us (through the Bible, godly parents and friends, our teachers at church, in our hearts).

4. What is something we can ask God for because of this Bible Truth?

We can ask God to work in our hearts that we would want to turn away from disobeying Him and trust in this wonderful Jesus as our own Savior. Ask God to fill us with more and more wisdom through His Holy Spirit.

The Gospel

1. God gives His Holy Spirit to live inside His people. He gives them wisdom to know God and how to live for Him. How can someone become one of God's People and receive God's wonderful gift of the Holy Spirit? What is the gospel?

God is the good Creator and King of the world. He made people to worship Him and live by His good laws. But we are all sinners who have rebelled against Him. We all deserve death--God's just, eternal punishment for our sins. How terrible! But God has good news for us. In His great mercy, God sent His Son Jesus to earth to save sinners. Yes, Jesus, the perfect Son of God, left His home in heaven and became a man. He lived the perfect life that pleases God. (He's the only one who has ever done that!) He offered it up to God His Father as the perfect sacrifice for sins when He suffered and died on the cross. Then, on the third day, Jesus rose from the dead in victory. He had fully paid for the sins of God's people, so they wouldn't have to! Now all who turn away from their sins and trust in Jesus as their Savior will receive forgiveness of sins and eternal life with God. They will be His very own special people who will know Him and enjoy Him forever. We can be God's people, too, if we turn from our sins and trust in Jesus as our own Savior.

Game: Omit! Obey!

Materials

Bible Truth Questions

Preparing the Game

1. Choose 20+ questions for your game from the Bible Truth Discussion Questions, or make up your own.
2. Write the Bible Truth questions on small thin strips of paper (or make a photocopy of the Bible Truth Discussion Questions and simply cut them into strips) and put them in the bag/bowl.

Playing the Game

Divide the children into two teams, having them line up in straight lines, arms' length apart, side to side. The leader stands at one end of the two lines and tells the children that he/she will tell them to do a certain action, saying "Obey" or "Omit" right before doing it. Children are to do the action if the leader says "Obey", but NOT do it if they say "Omit" first. Any child caught moving when the leader has said "Omit" is identified and is the Question Chooser for the class. If the class answers the question correctly, then the child resumes play. If not, then the child must sit out until another round when a correct answer is given.

Game continues as number of questions, time, and attention span allow.

NOTE: Have children who are "Out" help give you ideas for actions.

Non-competitive Option

Let the Question Chooser immediately back into the game, even if the class misses the question. Add the missed question back into the bag for further review.

Optional TAKING IT TO OTHERS Activity: Quiz Questions

Have the children choose a few of the questions from the game to ask the parents/other children during TAKING IT TO OTHERS time. Help pre-readers by whispering the question in their ear and letting them ask it aloud to the parents/other children. Make sure you read the Bible verse aloud before you ask your questions.

Directions:

1. Write words to song in large print before class.
2. Play the song for the children, helping them follow along on the song sheet.
3. Discuss the song, using a few questions from the discussion sheet. *Don't use them all!*
4. Introduce sign language for key words of your choice from sign language sheet for your song. Use as few or as many as you think the children can learn.
5. Sing and sign the song. Sign language as well as large format lyrics and sheet music are found in the PFI Unit Songbook or online.
6. If desired, play the Song Game.

Optional TAKING IT TO OTHERS Activity: Presenting and Singing the Song

1. Sing and sign the song, encouraging the watching children/parents to join in.
2. Ask the class some of the questions listed below. The Bible Truth Connection Question is particularly good to help them understand how the song ties in with the Bible Truth.

The God of Abraham Praise

Listen to it on PFI ESV Songs 10, Track 20

Verse 2

His Spirit floweth free,
High surging where it will:
In prophet's word He spoke of old,
He speaketh still.
Established is His law,
And changeless it shall stand,
Deep writ upon the human heart,
On sea or land.

Understanding the Song

1. Who is "His Spirit?" *The Holy Spirit of God.*
2. Where does the Holy Spirit go and why? *He flows freely, where He wills to go, with the power to do to will of God the Father and the Son, like a surging, powerful wave.*
3. How did the Holy Spirit flow in prophet's word? *By giving the prophet God's words to speak and to write down.*
4. How does God speak still? *By the Holy Spirit working in our hearts as we hear the words of the Bible spoken and explained.*
5. What does it mean for God's law to be established and changeless? *To be established means that it is firmly in place and cannot be taken away. God's law—another name for the Bible—has been put in place by God. No one can change one of His laws that they don't like and make a new one instead. His law is changeless, always true.*
6. How is God's law written upon the human heart? *It is NOT written with a pen or pencil. It means that God made people to know deep down in their hearts that there is a God and to know what He has set up as right and wrong. It also means that it is God's Holy Spirit who helps God's people not just understand His Word, but to remember it and to apply it to their lives.*

Bible Truth Connection Question

1. How does this song relate to our **Bible Truth: The Holy Spirit Gives God's People Wisdom?**

God's Holy Spirit is powerful to teach us and give us wisdom. Whether it is the words of the prophets or the laws or the words of the Psalms in the Old Testament; or, the words of Jesus in the gospels or the letters of people like Paul in the New Testament, God's Holy Spirit uses God's Word, the Bible, to give us His wisdom. And the wonderful thing is, He doesn't just help us understand it with our minds. We can ask Him to "write it on our hearts"—which means, change us by His wisdom that we love and live for God.

Story Connection Question

1. How does this song relate to today's story? *The Holy Spirit was always with Philip, helping him understand and explain God's Word. In this story, the Holy Spirit helps Philip explain the words of the LORD written down many years earlier by the prophet Isaiah The Holy Spirit worked in the heart of the Ethiopian official, helping him believe them in his heart, turn from his sins and trust in Jesus as his Savior.*

Life Application Questions

1. How can God's people be affected by the message of this song? *They can praise God for speaking to them, even today through the words of the prophets written in the Bible, through His law, and even by the way He made their hearts to know Him. They can ask Him to have His Holy Spirit fill them with understanding and desire to please Him.*
2. How can we become God's people? *By turning away from our sins and trusting in Jesus as our Savior.*

Bible Connection Question

1. What does this hymn have to do with our Bible Verse: **John 14:16-17**: "And I will ask the Father, and he will give you another Helper, to be with you forever, even the Spirit of truth, whom the world cannot receive, because it neither sees him nor knows him. You know him, for he dwells with you and will be in you."?
The Holy Spirit is the promised helper from God to His people. He works inside them, helping them understand God's laws, the words He spoke through the prophets, and all the rest of the Bible. He is the one who writes these words upon their hearts. That is, He is the one who works in them to help them remember and live by God's Word.

ACTS Questions

1. What is something we can praise God for from this hymn?
Praise God for being the Speaker of His Word through prophets long ago and that still speaks to us as we read His Word, the Bible.
2. What are sins we can confess to God from this hymn?
That many times we chose to disobey God's words, including the words of His prophets, written down in the Bible. We need a Savior!
3. What is something we can thank God for from this hymn?
We can thank God for giving us His Word to speak to His people, long ago through the prophet's and even today as we read it.
4. What is something we can ask God for from this hymn?
That God would work in our hearts that we might turn from our sins and trust Jesus as our Savior. Ask Him to help us to understand His prophets words, written in the Bible. Ask Him to help us obey all His commands.

Gospel Question

1. The LORD gave His people many promises about the Savior, Jesus, who would come to save His people. What is the good news of Jesus that the prophet's words of old promised? What is the gospel?
God is the good Creator and King of the world. He made people to worship Him and live by His good laws. But we are all sinners who've rebelled against Him. We all deserve death--God's just, eternal punishment for our sins. How terrible! But God has good news for us. In His great mercy, God sent His Son, Jesus to earth as a man to save sinners. He lived the perfect life that pleases God. (He's the only one who's ever done that!) He offered it up to God His Father as the perfect sacrifice for sins when He suffered and died on the cross. Then, on the third day, Jesus rose from the dead in victory. He had fully paid for the sins of God's people, so they wouldn't have to! Now all who turn away from their sins and trust in Jesus as their Savior will receive forgiveness of sins and eternal life with God. They will be His very own special people who will know Him and enjoy Him forever. We can be God's people, too, if we turn from our sins and trust in Jesus as our own Savior.

Song Game: Mimic Me!

Materials

Sign Language

Song

Preparing the Game

None.

Playing the Game

1. Practice the song and signs until the children know them well. Choose a person to be the leader and let them decide upon an action for everyone to do as they sing the song, such as jump on one foot, etc.
2. Sing the song while doing the chosen action.
3. Select another child to be the leader.
4. If desired, you can choose a different action for different important words in the song, such as jump on one foot when you sing the word "grace", but clap your hands when you sing the word "Jesus". Ask the children the meaning of each of the words before adding in their action.

Game continues as number of questions, time, and attention span allow.

choose a FEW questions for discussion, then choose the game and/or music activity

Meditation Version: John 14:16-17

"And I will ask the Father, and he will give you another Helper, to be with you forever, even the Spirit of truth, whom the world cannot receive, because it neither sees him nor knows him. You know him, for he dwells with you and will be in you."

Alternate Memory Version: John 14:16,17

"And I will ask the Father, and he will give you another Helper, to be with you forever, even the Spirit of truth... You know him, for he dwells with you and will be in you."

Understanding the Bible Verse

1. Who is the "I" in this verse? Who is the "Father"? *Jesus is the "I". God is the "Father."*
2. Who is Jesus speaking to? When? *His first disciples, right before He is arrested and taken to the cross to die. Who else, besides Jesus' first disciples, is this promise for? It is for all believers--all who would ever turn from their sins and trust in Jesus as their Savior. They, too, will have the Holy Spirit come inside them and live in their hearts as their helper.*
3. Who is the Helper Jesus is promising? *God's Holy Spirit.*
4. How long will the Holy Spirit be with God's people? *Forever.*
5. How will the Holy Spirit help God's people? *He will live inside them, revealing and confirming what is true. He will help them understand, remember and live out God's Word.*
6. What other name does Jesus use for the Holy Spirit in this verse? *The Spirit of truth.*
7. What does Spirit of truth mean? *The Holy Spirit always reveals and confirms what is true. He will do this in the hearts of God's people. He will make them wise in God's Word and God's will.*
8. Who cannot receive the Holy Spirit? *The world.*
9. Who is the world that cannot receive the Holy Spirit? *World is a word with different meanings. Here, Jesus means that those who do not turn from their sins and trust in Jesus as their Savior are "the world."*
10. Why don't the world receive the Holy Spirit? *The Holy Spirit lives in the hearts of believers only. These are people who by faith believe that Jesus is the Savior. The world does not have faith. These are people who need to see to believe. These are people who do not know God.*
11. How do God's people know the Holy Spirit? *He dwells in them. They know Him in their hearts.*
12. Can someone who might be part of "the world" not ever come to have the Holy Spirit live inside them as their Helper? *Yes! When they turn from their sins and trust in Jesus as their Savior. He is God's gift to all who believe. And faith to repent and believe is a gift God loves to give all those who ask for it!*

Bible Truth Connection Question

1. What does this verse have to do with the **Bible Truth: The Holy Spirit Gives God's People Wisdom?**

Jesus promised His disciples that after He rose from the dead and went to heaven that He would not leave them alone. He would send them the Holy Spirit to be their helper. He would live inside of their heart, giving them wisdom and helping them know and love God, and live for Him. He would be with them forever.

Story Connection Question

1. How does this verse relate to our story? *Philip was one of Jesus' disciples. He heard Jesus make this promise and was present on that first day when the Holy Spirit came down to live inside those first believers. He knew the Holy Spirit in his heart and listened to him. The Holy Spirit helped Philip do everything God wanted him to do.*

Life Application Questions

1. Who will God give His Holy Spirit to today?
All His people; all those who turn from their sins and trust in Christ and live for Him.
2. How can we have the Holy Spirit be our Helper? How can He come to dwell inside us and we know Him?
When we turn away from our sins and trusting in Jesus as our Savior.

ACTS Questions

1. What is something we can praise God for from this Bible verse?

Praise God for being the Giver of a Helper to live inside His people forever.

2. What are sins we can confess to God from this Bible verse?

That many times we want to do things on our own. We don't want a Helper, even though we need Him if we are to live for God. We need a Savior! We need the Holy Spirit!

3. What is something we can thank God for from this Bible verse?

We can thank God for sending the Holy Spirit to be His people's Helper. We can thank God for not having His people live life on their own. We thank Him for giving Him to them always to be with them, to live inside them...forever!

4. What is something we can ask God for from this Bible verse?

We can ask God to work in our hearts that we would want to turn away from disobeying Him and trust in this wonderful Jesus as our own Savior. We can ask Him to give us His Holy Spirit to live in our hearts so that we can know Him and He can help us to know God and His truth, and live for Him.

The Gospel

1. What must we do if we want to know God and be filled with His Holy Spirit? What is the gospel?

God is the good Creator and King of the world. He made people to worship Him and live by His good laws. But we are all sinners who have rebelled against Him. We all deserve death--God's just, eternal punishment for our sins. How terrible! But God has good news for us. In His great mercy, God sent His Son Jesus to earth to save sinners. Yes, Jesus, the perfect Son of God, left His home in heaven and became a man. He lived the perfect life that pleases God. (He's the only one who has ever done that!) He offered it up to God His Father as the perfect sacrifice for sins when He suffered and died on the cross. Then, on the third day, Jesus rose from the dead in victory. He had fully paid for the sins of God's people, so they wouldn't have to! Now all who turn away from their sins and trust in Jesus as their Savior will receive forgiveness of sins and eternal life with God. They will be His very own special people who will know Him and enjoy Him forever. We can be God's people, too, if we turn from our sins and trust in Jesus as our own Savior.

Game: Simon Says How

Materials

Bible verse written up in large print so that all can see

A die

Die Number and Action Chart (see below)

Preparing the Game

Make a sign as follows:

1 = Head

2 = Feet

3 = Hands

4 = Head and Feet

5 = Feet and Hands

6 = Whole Body

Learning the Verse

Some or all of your children may be non- or early readers. Teach the verse in sections, having them say it after you. Repeat a few times. Add clapping or other movement as they say it.

Directions

1. If desired, lead the children in a discussion of a **FEW** of the most important questions before beginning game.

2. Explain the game to them as follows:

Have the children spread out facing the leader. Tell the children that they are going to play "Simon Says How", a game in which everyone will take turns making up different actions that they will try to do while trying to say the verse. Explain that "Simon" will roll the die and make up actions that use the parts of the body that correspond to the number on the chart. Everyone else will then recite the verse while doing the actions "Simon" made up. Simon will then choose another person to be Simon in his place.

Game continues until all children get to be Simon, or as time and attention span allow.

Optional TAKING IT TO OTHERS Activity: Quiz Questions

Have the children choose a few of the questions from the game to ask the parents/other children during TAKING IT TO OTHERS time. Help pre-readers by whispering the question in their ear and letting them ask it aloud to the parents/other children. Make sure you read the Bible verse aloud before you ask your questions.

Directions:

1. Write words to song in large print before class.
2. Play the song for the children, helping them follow along on the song sheet.
3. Discuss the song, using a few questions from the discussion sheet. *Don't use them all!*
4. Introduce sign language for key words of your choice from sign language sheet for your song. Use as few or as many as you think the children can learn.
5. Sing and sign the song. Sign language as well as large format lyrics and sheet music are found in the PFI Unit Songbook or online.
6. If desired, play the Song Game.

Optional TAKING IT TO OTHERS Activity: Presenting and Singing the Song

1. Sing and sign the song, encouraging the watching children/parents to join in.
2. Ask the class some of the questions listed below. The Bible Truth Connection Question is particularly good to help them understand how the song ties in with the Bible Truth.

I Will Ask the Father

Listen to it on PFI ESV Songs 10, Track 21

I will ask the Father,
 And He will give you,
 Another Helper to be with you forever,
 A helper to be with you forever,
 Even the Spirit of truth,
 Even the Spirit of truth.

You know Him, for He dwells with you,
 And will be in you,
 Another Helper to be with you forever,
 A helper to be with you forever,
 Even the Spirit of truth,
 Even the Spirit of truth.
 John Fourteen, sixteen and seventeen.

Song Game: Word Take Away

Materials

Sign Language Signs and Song
 White board and marker
 Eraser

Preparing the Game

1. Write the words to the song on a white board.

Playing the Game

1. After children have learned the song and signs well, then tell the children that you are going to leave out words from the song (that you've learned signs for) and just do the sign in its place.
2. Have the children help you choose a word to take out. Erase the word from the board. Review the sign the for erased word.
3. Sing the song, trying to remember to NOT sing the word and do only the sign.
4. Continue to take out words until all of the words (with signs) have been taken out.

Game continues as number of questions, time, and attention span allow.

STORY REVIEW

Directions: Read and discuss Bible Truth, using a FEW of the questions. Play game. Feel free to modify the game to fit your children.

General Story Questions

1. What happened in Jerusalem that made the Christians leave?

The church was being persecuted. Many people were hurt, thrown in jail or killed.

2. How did leaving Jerusalem fulfill Jesus' command to his disciples?

Jesus had told them to go to the ends of the earth and make disciples of all people. They needed to leave Jerusalem to do this!

3. What did Philip do before he left Jerusalem? *Philip was a deacon. He helped take care of the needs of the believers in the Jerusalem church.*

4. What kind of man was Philip? *He was a godly man, filled with the Holy Spirit.*

5. What did Philip do when he went to Samaria? *Told the Samaritans the good news of Jesus.*

6. What was unusual about a Philip, a Jewish Christian, telling the Samaritans about Jesus? *Jews typically hated the Samaritans. They wanted nothing to do with them. Many Jews believed that Samaritans were so sinful that God would not ever forgive them. How amazing that God would now send a Jewish Christian to tell the Samaritans that they could be saved through faith in Jesus!*

7. What had the Samaritans done that made the Jews hate them so much? *Long ago, they had broken God's command to only marry those who worshiped Him. They married people who worshiped idols instead and then started worshiping the idols, too.*

8. What did the Samaritans do when they heard Philip's message? *Many turned away from their sins (repented) and trusted in Jesus as their Savior.*

9. Why did Philip leave Samaria? *Because God's Holy Spirit told him to.*

10. Where was Philip supposed to go and why was that odd? *Philip was supposed to walk down the Old Gaza Road. No one went down that road much anymore, since the new road had been built. It seemed like the Holy Spirit was telling him to waste his time.*

11. Who did Philip meet on the old Gaza road? *The Ethiopian official.*

10. Where had this man been? Why? *He had been to Jerusalem to worship the LORD at the Temple. He was a seeker of the LORD.*

12. Where was the official from in the story? *He was from Ethiopia.*

13. What important job did he have? *He took care of Queen Candace's money.*

14. What was he reading? *A scroll of the book of Isaiah, from the Bible.*

15. What did Philip tell him about Jesus? *He told him that Jesus was the one that Isaiah was talking about, the one who would come and save His people from their sins. Philip told the man how he could be saved by faith in Jesus.*

16. What did the Ethiopian official do when he heard Philip's message? *The official repented of his sins and believed.*

17. What did the official want Philip to do when they drove by some water? *He wanted to be baptized as a sign that he had turned from his sins and trusted in Jesus as his own Savior.*

18. How did the Holy Spirit guide Philip? *The Holy Spirit guided Philip by whispering words into his heart. He also guided him as he heard God's Word, prayed and spoke to other Christians.*

Bible Truth Connection Questions

1. What does this story have to do with our Bible Truth? *The Holy Spirit gave Philip wisdom and guidance to know what God wanted him to do.*

Life Application Questions

1. Does the Holy Spirit guide God's people today? How? *Yes, He does. The Holy Spirit guides God's people today as they read God's Word, pray and speak to other Christians. He confirms the truth that God has spoken in their hearts. He helps them understand it and apply it to their lives and the lives of others.*

2. What kind of things can we do if we want the Holy Spirit to guide us? *We can pray, read God's Word and speak with other Christians. Most of all, we first need to turn away from our sins and trust in Jesus as our own Savior. He will fill us with His Holy Spirit to give us wisdom and guidance.*

Bible Verse Connection Question

1. What does the story have to do with our **Bible Verse: John 14:16-17:** *“And I will ask the Father, and he will give you another Helper, to be with you forever, even the Spirit of truth, whom the world cannot receive, because it neither sees him nor knows him. You know him, for he dwells with you and will be in you.”?*

Philip was one of Jesus’ disciples. He heard Jesus make this promise and was present on that first day when the Holy Spirit came down to live inside those first believers. He knew the Holy Spirit in his heart and listened to him. The Holy Spirit helped Philip do everything God wanted him to do.

ACTS Questions

1. What is something we can praise God for being that we learned in our story?

Praise God for the Giver of the Holy Spirit to His people.

2. What is something we can confess as sin that we learned in our story?

Confess that like the Samaritans, we have all chosen to disobey God. Not by marrying people who aren’t worshipers of God, like them; but, nonetheless, we all choose to do things our own way instead of God’s good ways....even when we know them. We deserve God’s punishment! We need a Savior!

3. What is something we can thank God for that we learned in our story?

We can thank God for sending His people out into all the world so that people like us might hear the good news of Jesus.

4. What is something we can ask God for that we learned in our story?

We can ask God to work in our hearts, helping us to turn away from our sins and trust Jesus as our own Savior. We can ask Him to send the Holy Spirit to live in our hearts and give us wisdom. We can ask Him to send His people out, even today, to all the earth, that all may hear and believe in Jesus as their own Savior.

The Gospel

1. What is the good news of Jesus that Philip told the Samaritans and the Ethiopian official? What is the gospel?

God is the good Creator and King of the world. He made people to worship Him and live by His good laws. But we are all sinners who have rebelled against Him. We all deserve death--God’s just, eternal punishment for our sins. How terrible! But God has good news for us. In His great mercy, God sent His Son Jesus to earth to save sinners. Yes, Jesus, the perfect Son of God, left His home in heaven and became a man. He lived the perfect life that pleases God. (He’s the only one who has ever done that!) He offered it up to God His Father as the perfect sacrifice for sins when He suffered and died on the cross. Then, on the third day, Jesus rose from the dead in victory. He had fully paid for the sins of God’s people, so they wouldn’t have to! Now all who turn away from their sins and trust in Jesus as their Savior will receive forgiveness of sins and eternal life with God. They will be His very own special people who will know Him and enjoy Him forever. We can be God’s people, too, if we turn from our sins and trust in Jesus as our own Savior.

Game: Secret Agent

Materials

Various detective looking items (a hat, dark glasses, tie, suit, watch, etc)
Paper and Marker
Tape
Story Review Questions

Preparing the Game

1. Choose 20+ questions for your game from the Story Review Discussion Questions, or make up your own.
2. Write out the questions on small, thin strips of paper. (Or photocopy the review questions and cut them apart). Tape (or pin) each of these in secret places on the detective outfit, such as on the bottom of your shoe, underneath your watch band, inside the hat, on the side of the glasses, etc.

Playing the Game

Divide the children into two teams. Teams will take turn having one of their members guess where a location of a Story Review question on your detective outfit. A team gets a point for finding a question and a point for answering the question correctly. Have the children be specific in their guesses, such as: "on top of your hat" or "inside your hat", or "under your left shoe", etc. That makes for more of a challenge.. If a team is unable to answer the question correctly, the other team can try to answer it for a point.

Game continues until the children find all the questions, or as number of questions, time, and attention span allow.

Non-competitive Option

Don't split into teams. Tell the children how many questions you have hidden on your outfit and challenge them to work together to find them all and answer the questions. Keep track of how many questions they've found with tally marks on a piece of paper.

Optional TAKING IT TO OTHERS Activity: Quiz Questions

Have the children choose a few of the questions from the game to ask the parents/other children during TAKING IT TO OTHERS time. Help pre-readers by whispering the question in their ear and letting them ask it aloud to the parents/other children.

CASE REPLAY ACTIVITIES

Use this guide to review the Case Story and act it out for others to enjoy!

CASE REPLAY, JR: YOUNGEST CHILDREN

Description: The children will act out the story together, everyone doing the same action/sound effect at the same time. This activity is most suitable for kindergarteners.

Materials

The Case RePlay, Jr. script for younger children

Preparation

1. Read through the script and write in the blanks along the side possible actions/sound effects the children could do to act it out.

Instructions

1. Tell the children that they will be re-enacting the story together as you tell it.
2. As you read the script, lead the children in actions/sound effects to do with you.
3. If desired, you can read the script and stop at certain sentences and ask them what a good action/sound effect would be to act out what you just read.
4. Repeat the re-enactment one or two times more.

CASE REPLAY, SR: OLDER CHILDREN

Description: The children act out the story as a three-scene play. You will narrate it using the Case RePlay, Sr. script and they will act it out (no spoken words, for the most part), with each child assuming a different character's role. This activity is most suitable for first grade and up. You will review the story, then practice it a few times before performing it for others.

Materials

The Case RePlay, Sr. script
White board or other large format paper
Costumes and props

Preparation

1. Prepare for the play by choosing costumes and props for each character in the story. Decorate the area with any scenery props.
2. Write the words "Beginning," "Middle," "End" on a large piece of paper/whiteboard with plenty of space under each heading. You will use this paper to help the children think about the story as a three-scene play, as it is presented in the script.

Instructions

1. Tell the children that they will get to act out the story as a three-scene play, with a beginning, middle and end section. Tell them that before they can act it out, they need to think it out. as you narrate it with your script.
2. Take the children's answers as they recount the story, helping them put key incidents in the right order.
3. If desired, when they have filled in their Beginning, Middle, End, read through your whole (real) script, so they hear exactly what you will have them act out.
4. Then tell the children that it's time to practice acting out the story.
5. Assign parts to each child. If you are using costumes, do NOT give them out at this point. They will be a distraction.
6. Have all the children sit on the floor or in chairs on one side of the "stage," then call the characters up in place as their part in the story comes.
7. As you read the script, guide the children in where you want them to move or do to act it out.
8. After going through the whole script once, give out any costumes and props and act out the script once or twice more.

Optional TAKING IT TO OTHERS Activity: Re-enacting the Story

Read the script as the children act out together (younger) or assuming different roles (older) as the other children or the parents watch.

CASE REPLAY, JR--YOUNGER KIDS (KINDERGARTEN) P.2

“Welcome to our play! The name of our story is called: The Case of the Abandoned Highway.

This is a New Testament story. It took place while Jesus lived on earth.

And now we present: “The Case of the Abandoned Highway.”

Scene 1:

In Jerusalem, the number of Christians grew rapidly as many hear the good news of Jesus and are saved. But there are also many others who want to silence the Christians. These enemies start to arrest them, hurt them and put them in jail. Many Christians flee, scattering into towns in Judea and Samaria. The Christians share the good news of Jesus in these towns and many more people are saved. This was all part of God’s plan to fulfill for God’s people to go into Judah, Samaria, and to the ends of the earth and tell everyone the good news of salvation through Jesus.

Actions:

Scene 2:

Philip, a godly man, is one of these who left Jerusalem. He goes to live in Samaria. By the wisdom of the Holy Spirit Philip preaches powerfully to the Samaritans. Many come to believe in Jesus. God sends an angel to tell Philip to leave Samaria and head to the old Gaza Road, a deserted road leading south out of Jerusalem. Philip doesn’t doubt the wisdom of the Holy Spirit, even though it made little sense. He obeys.

Scene 3:

As Philip walks along the deserted road, a chariot comes along with a very important Ethiopian official in it. The Holy Spirit guides Philip to go to that chariot. Philip hears the man reading a prophecy about Jesus from Isaiah. He asks him if he understands it. The man doesn’t understand it and asks Philip to join the man in the chariot to explain it to him. When the man hears about Jesus, he believes and asks to be baptized. Philip and the man get out of the chariot and Philip baptizes him in a nearby river. The Holy Spirit takes Philip away to another place and the Ethiopian continues on his way back home to “the ends of the earth” to tell others about Jesus.

Bible Truth Tie-In:

The Bible Truth we are learning is: **The Holy Spirit Gives God’s People Courage.** The Holy Spirit guided Philip so that he would meet the Ethiopian official. Then He gave Philip wisdom to know what to say to him.

CASE REPLAY, SR--OLDER KIDS (1ST GRADE AND UP) P.3

"Welcome to our play! The name of our story is called: The Case of the Abandoned Highway.

This is a New Testament story. It took place while Jesus lived on earth.

The characters in our story are: Christians; Samaritans; Philip; the Ethiopian Official and the Chariot Driver.

And now we present: "The Case of the Abandoned Highway."

Scene 1: (Beginning)

In Jerusalem, the number of Christians grew rapidly as many hear the good news of Jesus and are saved. But there are also many others who want to silence the Christians. These enemies start to arrest them, hurt them and put them in jail. Many Christians flee, scattering into towns in Judea and Samaria. The Christians share the good news of Jesus in these towns and many more people are saved. This was all part of God's plan to fulfill for God's people to go into Judah, Samaria, and to the ends of the earth and tell everyone the good news of salvation through Jesus.

Scene 2: (Middle)

Philip, a godly man, is one of these who left Jerusalem. He goes to live in Samaria. By the wisdom of the Holy Spirit Philip preaches powerfully to the Samaritans. Many come to believe in Jesus. God sends an angel to tell Philip to leave Samaria and head to the old Gaza Road, a deserted road leading south out of Jerusalem. Philip doesn't doubt the wisdom of the Holy Spirit, even though it made little sense. He obeys.

Scene 3: (End)

As Philip walks along the deserted road, a chariot comes along with a very important Ethiopian official in it. The Holy Spirit guides Philip to go to that chariot. Philip hears the man reading a prophecy about Jesus from Isaiah. He asks him if he understands it. The man doesn't understand it and asks Philip to join the man in the chariot to explain it to him. When the man hears about Jesus, he believes and asks to be baptized. Philip and the man get out of the chariot and Philip baptizes him in a nearby river. The Holy Spirit takes Philip away to another place and the Ethiopian continues on his way back home to "the ends of the earth" to tell others about Jesus.

Bible Truth Tie-In:

The Bible Truth we are learning is: **The Holy Spirit Gives God's People**

Courage. The Holy Spirit guided Philip so that he would meet the Ethiopian official. Then He gave Philip wisdom to know what to say to him.

Ethiopian Official Up in His Chariot

Description:

The children will color a picture of Ethiopian official reading scroll in chariot with servant driving. Will add Philip running up beside the chariot with a pull strip.

Materials

Card stock
Stapler
Tape
Coloring pencils, markers, and/or crayons
Scissors

Preparing the Craft

1. Print out a copy of the coloring page and Philip onto card stock, One per child.
2. Print onto card stock 1 pull strip per child.
3. Cut out Philip and pull strips into individual pieces.
4. Print out onto card stock or regular paper 1 copy of the three people per child.
5. Set out coloring supplies
6. Make a sample of the craft for the children to see.

Making the Craft

1. Color in the picture and Philip.
2. Tape or staple Philip to left end of pull strip.
3. Cut along dotted line on coloring picture to insert pull strip.
4. Insert pull strip.
5. Show children how to pull Philip so he looks like he is running to catch up with the chariot.

Optional TAKING IT TO OTHERS Activity: Craft Presentation

If you are presenting the craft to other children or parents the children can hold up their crafts (or your model craft) and read their Bible Truth Connection answers to explain the importance of the craft.

CASE CRAFT**Discussion Guide****Instructions:**

As the children are settled into making their craft, ask them these questions to help them understand the craft's significance. Use the answers provided to guide the children's answers.

Discussion Questions

1. What road was Philip walking along? *The old, deserted road to Gaza.*

2. What was unusual about walking along this road? Why did he choose to walk it?

Almost no one took this road. He walked it because the Holy Spirit told him to.

3. Who did Philip find on the road? What happened?

Philip found an Ethiopian official riding along in his chariot reading a section of God's Word about Jesus. Philip got up in the chariot with the man and explained it to him. The man turned from his sins and believed in Jesus.

4. What is the Bible Truth that we are learning?

The Holy Spirit Gives God's People Wisdom.

5. What does our craft have to do with our Bible Truth: The Holy Spirit Gives God's People Wisdom?

Philip would never have thought to leave Samaria and go down the Old Gaza Road on his own. The Holy Spirit gave Phillip wisdom to do this. He gave Philip wisdom to speak the good news about Jesus to the Ethiopian official.

6. What can this craft help us remember?

By the Holy Spirit, God will give His people wisdom to do whatever it is He wants them to do.

TAKING IT TO OTHERS**Craft Presentation****Instructions:**

Have children hold up your model craft/their crafts. Choose five children (or you say) the five sections below to explain the craft's importance.

Presentation:

1. Our craft is: Ethiopian Official Up in His Chariot.

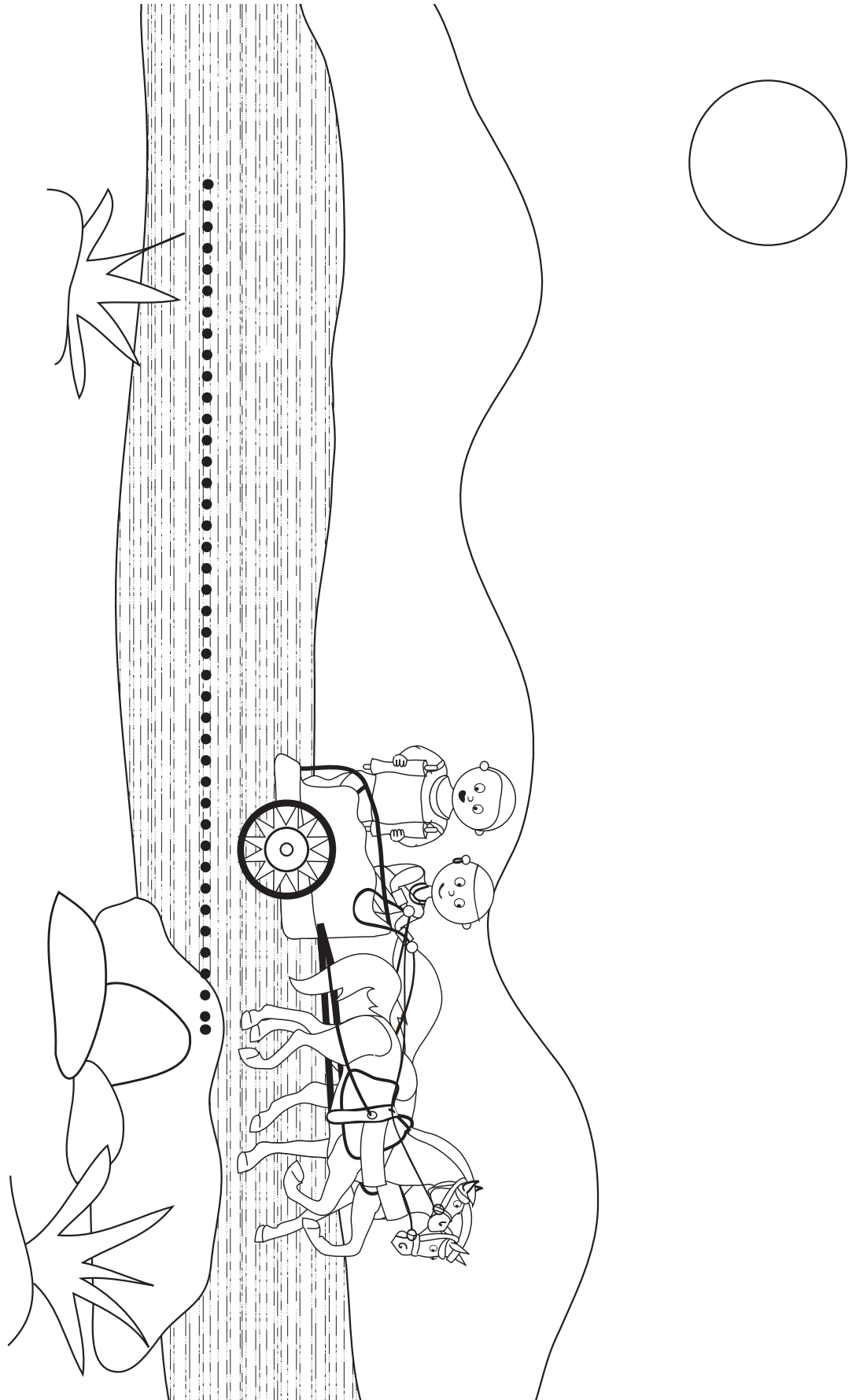
2. On the deserted road to Gaza, Philip told the good news of Jesus to the Ethiopian Official up in his chariot, because the Holy Spirit had guided Philip to go there and speak with this man.

3. Our Bible Truth is: The Holy Spirit Gives God's People Wisdom.

4. Philip would never have thought to leave Samaria and go down the Old Gaza Road on his own. The Holy Spirit gave Phillip wisdom to do this. He gave Philip wisdom to speak the good news about Jesus to the Ethiopian official.

5. Our craft can help us remember that by the Holy Spirit, God will give His people wisdom to do whatever it is He wants them to do.


Note: Even non-readers can participate in presenting the craft, if you will whisper what they are to say in their ear and let them say it aloud for the others to hear.



--	--	--	--

Pull Strip

Philip



BEFORE CLASS:**1. PICK YOUR PERSON**

VIPPs can be anyone in your church! Typically, they fall into 6 categories: Church staff, Elders, Deacons/deaconesses, Special Volunteers (people who aren't paid, but spend a lot of time helping out in particular ways), Supported Workers (aka missionaries), and Church Members.

2. GATHER YOUR FACTS

Use the VIPP Information Sheet to write down the facts about your VIPP. The information on this worksheet is used in the VIPP activities, listed in the "Choose an Activity" section below.

DURING THE ACTIVITY:**1. INTRODUCE YOUR VIPP**

Introduce your VIPP to the children, using the VIPP Information Sheet. Fill in a set of VIPP Clue Cards with the information for your VIPP. If desired, you can even have the actual person come into class for the children to meet.

Need help describing what someone does for the church in a kid-friendly way? Check out the list of common VIPPs on the Praise Factory website in the PFI resources. There are lots of kid-friendly descriptions for common VIPP's, such as pastors, elders, deacons and a lot more.

2. PRAY!

Lead the children in praying for the VIPP. Ask the children if they would like to pray for one of the VIPPs prayer requests. Even non-readers can pray for the VIPP if you whisper the prayer request in their ear, then let them say it aloud. Never force a child to pray!

3. CHOOSE AN ACTIVITY

There are two activities you can use to help the children learn about the VIPP:

VIPP Clue Cards: These are nine coloring sheets in which children fill in the nine things they learn about the VIPP from the VIPP Information Sheet. Photocopy a set of each child. Use as few or as many of these Clue Cards as you desire.

VIPP Game: This is a game that uses a set of Clue Cards for one or two VIPPs.

Choose a VIPP and fill in his/her information on the VIPP Information Sheet. Fill in a set of VIPP Clue Cards with the information for your VIPP. Tell the children about the VIPP, having them fill in the VIPP Clue Cards with the key facts as they learn them. Write any words the children need to write on a white-board or other piece of paper so they can see how to spell them. Help younger children write these words on their clue cards. Ideas for how to tell the children about many common VIPPs are listed at praisefactory.org with the resources for this Bible Truth.

Optional TAKING IT TO OTHERS Activity: Introduce and Pray for the VIPP

If you are presenting the VIPP to other children or parents you can assign children to hold up the 10 clue cards and say what each card tells about the VIPP. (Or, you can have the children hold them up as you tell what each one means.) Then lead the children in praying for the VIPP.

Game: Mix and Match

Materials

Information for two VIPPs

2 Set of Clue Cards

Bag

Preparing the Game

1. Fill in one set of clue sheets for each of the VIPPs you are using.
2. Put all the Clue Cards in a bag, except for the ones with the names and pictures of the VIPPs.

Playing the Game

Reveal: Tell the children about each VIPP, showing them your filled-in clue cards as you tell about them.

Review: Put all the Clue Cards for both VIPPS in the bag. Mix up. Have children take turns pulling clues out and have the class try to remember which clue goes with which VIPP. You can make this a team game by splitting the children into two teams and giving points when their team players correctly put a clue in the right place.

VIPP INFORMATION SHEET

VIPP NAME:

WHAT VIPP LOOKS LIKE

Man or Woman? _____

Hair color? _____

Eye color? _____

FAVORITE ANIMAL

FAVORITE FOOD

FAVORITE FREE TIME ACTIVITY

WHAT VIPP DOES DURING WEEK

VIPP GROUP OF SERVICE:

Church Member

Deacon

Elder

Church Staff

Special Volunteer

Supported Worker
(Missionary)

3 WAYS VIPP SERVES CHURCH

3 WAYS TO PRAY FOR THE VIPP

BIBLE TRUTH 3, LESSON 2: PLANNER/OVERVIEW

GETTING STARTED: Welcome and Opening Songs (*introduce unit and get kids moving with these songs*)

Welcome to Praise Factory: PFI: Praise Factory Investigators Theme Song *PFI ESV Songs 10, Track 1*

Rules to Help Us Worship God and Love One Another: WoGoLOA Classroom Rules Song
PFI ESV Songs 10, Track 2

Big Question Under Investigation: Big Question 10 Songs *PFI ESV Songs 10, Tracks 3,4*

Big Question Bible Verse: Ezekiel 36:26 Song: *PFI ESV Songs 10, Track 5*

Extra Bible Verse: Ezekiel 36:26, ESV Song: A New Heart PFI ESV Songs 10, Track 6

Extra Bible Verse: Ezekiel 36:26, ESV Song: Within You PFI ESV Songs 10, Track 7

Extra Bible Verse: Ezekiel 36:25-27, ESV Song: You Shall Be Clean PFI ESV Songs 10, Track 8

DIGGING DEEP DOWN: Key Concept and Story (*introduce the Bible Truth and tell the related story*)

Bible Truth 3: The Holy Spirit Gives God's People Wisdom

Bible Truth Hymn: The God of Abraham Praise, v.2 *PFI ESV Songs 10, Track 20*

Bible Verse: John 14:16-17, ESV

Bible Verse Song: I Will Ask the Father *PFI ESV Songs 10, Track 21*

Extra Bible Verse Song: I Keep Asking Ephesians 1:6,7, NIV 1984 PFI ESV Songs 10, Track 22

Extra Bible Verse: If Any of You James 1:5, ESV PFI ESV Songs 10, Track 23

Extra Bible Verse: If Any of You Lacks Wisdom James 1:5, ESV PFI ESV Songs 10, Track 24

Lesson 2 Story of the Saints: The Case of the Gardener and the Gunpowder

TAKING ACTION: Response Activities (*choose from among these activities*)

Snack and Discussion Planner: Food for the Pygmies

ACTS Prayer: Prayer Sheet

Bible Truth Review: Discussion Questions and Game: Sit Ball

Bible Truth Hymn: The God of Abraham Praise, v.2 *PFI ESV Songs 10, Track 20*

Song, Sign Language and Song Game: Big Voice, Little Voice **PFI ESV Songs 10 BOOK or ONLINE**

Bible Verse Review: John 14:16-17 Discussion Sheet and Game: Scrambled Eggs

Bible Verse Song: I Will Ask the Father: John 14:16-17 *PFI ESV Songs 10, Track 21*

Song, Sign Language and Song Game: Sign It, Say It, What Does It Mean? **PFI ESV Songs 10 BOOK or ONLINE**

Story Review: Discussion Questions and Game: Four Corners

Case Replay, Jr: Drama Activity for Youngest Children (children do same story actions together)

Case Replay, Sr: Drama Activity for Most Children (children re-tell story with individual parts)

Craft: C.T. Studd Getting up from A Bed of Wood and Goat's Skin

VIPP (Very Important Prayer Person) Prayer Time: Coloring Sheets(back of book) & Game: Picture Run

TAKING IT HOME: Take Home Sheet for Review and Family Devotions

PFI Pronto: Bible Truth 3, Lesson 2 **PFI ESV Prontos 10 BOOK or ONLINE**

The Case of the Hungry Cannibals by Connie Dever

Our story is called:

The Case of the Hungry Cannibals.

As you listen to the story, see if you can figure out:

1. Why was it so risky to go to live with cannibals? What are they known to eat?
2. Who went to live with the cannibals in our story? How did the Holy Spirit give him wisdom?

This story starts out around 1910 in England.

“CANNIBALS WANT CHRISTIANS!” the sign said. “Do they want to meet them or just eat them?” thought C. T. Studd. C.T. had come to Liverpool, England to speak about his years in India and China, but this sign made him curious about these cannibal’s tastes for Christians. He went inside, sat down and listened as the speaker, Dr. Kumm, told more.

“I have explored all of Africa,” told Dr. Kumm, “but I want to tell you what I saw in the middle, most unknown part. I saw tribes of pygmies, dark-skinned people so short that the tallest is not five feet tall!”

“These people need to hear about Jesus!” the Dr. told. “They live sad lives in fear of evil spirits. Many of them are cannibals who kill strangers and enemies and eat them! There is little love in their families.”

“Their country is wild and dangerous.” he continued. “Few have dared travel there: only big game hunters, explores and scientists. But none have gone for Jesus! Why? Why should these people not know about Jesus? Is He not their Savior as much as ours? Will no one love Christ or these people enough to endure hardship or even death so that they might hear about Him? You there...why don’t you go?” Dr. Kumm asked.

Dr. Kumm’s question went straight to C.T.’s heart. Could the Lord be wanting him to go to the pygmies?

“But, Lord, how could I go there?” C.T. thought. “I’m fifty years old! My health has never been good in hot, humid climates. I get terrible asthma in places like that. I could never survive there.”

Yet the Spirit of God working in his heart. As C.T. read God’s Word, the Holy Spirit gave him wisdom: “Who can stop you, if I have given my disciples the command to go into all the world? I am the Great Physician and I can keep you healthy even in the deepest part of Africa, if I want to. I can supply all your needs.”

God seemed to be saying to him.

C.T. listened to the Spirit speaking to his heart and he believed. “All right! I WILL go to Africa! Cannibals want Christians and I shall give them some. Perhaps I am an old man, perhaps I will die there. If God is guiding me, then I shall go!”

C.T. went to the committee of men who had given him money to go to China and India as a missionary and asked them to for money to send him to Africa. “We are sorry, Mr. Studd, someone needs to go to Africa to tell these pygmies about Jesus, but can’t be you. Your health is too bad. You’ll never survive. We’re sorry, but you will have to give up your plans.”

No money or supporters. How could C.T. go to Africa without these? Yet C.T. did not give up hope. Hadn’t the Holy Spirit guided him to go? Yes, He had!

“Who can stop me, if God has given me wisdom to go?” C.T. reminded himself. He would not give up when God had told him to go! He would trust God to provide what he needed.

“Priscilla,” he said to his wife, “We have lost the support of these men, but there is another committee of three: God the Father, Son and Holy Spirit, and they have said ‘yes’ to me. The Bible tells me that they clothe the fields with grass, preserve the sparrows, and count the hairs on our head. Will He not be able to give me all the money, health and anything else I need to go? Whether or not I have supporters on earth, God will see to it that I will go to Africa anyway.”

C.T. prayed and waited to see how God would work out His plans. It did not take long. Only a few days later, a stranger gave C.T. some money, for no reason at all. “This money is from God! Who can stop me, if the Spirit has guided me?” C.T. thought.

Story-telling Tips

Ahead of time:

1. Read the Bible verses and story. Pray!
2. Create story cue cards on index cards (or highlight text).
3. Practice telling story dramatically, timing your presentation Shorten, if necessary to fit your allotted time.
4. Decorate area with story props that help bring your story alive.

During your presentation:

1. Maintain as much eye contact as possible as you tell the story. Point to/use props at important points in the story. Include the kids in your story with a few questions about what they think will happen or words/concepts that might be new to them.
2. Watch the kids for signs that their attention span has been reached. Shorten, if necessary.

With the money, C.T. reserved a room on a ship sailing for Africa in three weeks' time. Over the next three weeks, God provided the thousands of dollars more he needed in equally amazing ways.

God didn't just provide the money C.T. needed for the trip. He prepared his heart, too, giving him wisdom as he prayed and read his Bible. "This trip is not just for the pygmies," he believed the Lord was telling him, "it is for the whole world that has never heard of my Son. Every place your foot shall tread upon, people will come to know Jesus because of your work."

"Thank God I have big feet!" C.T. eagerly responded. "I will go everywhere I can for God!"

A young man, Mr. Buxton, decided to go with C.T., too. Mr. Buxton's family didn't want him to go that dangerous land, but he knew the Holy Spirit was telling him to go. "Who can stop you, if my Spirit is telling you to go?" were the words that came to Mr. Buxton as he read the Bible and prayed. So Buxton chose to go with C.T. anyway.

C.T. and Buxton sailed to Africa and began their trip into the very heart of Africa. Deep into the jungles they went. They cut their way through thick vines and fought off leopards. Hungry crocodiles lurked in the rivers. The mountainous paths were steep, windy and made slick with moss. One wrong step and they could slip over the side and fall to their deaths.

Would they stop or go back? Did God really lead them to do this? "Who can stop you, if I have told you to go?" the Holy Spirit whispered into their hearts. "Can crocodiles, leopards or dangerous paths? No!"

Strengthened by the Holy Spirit, none of these things would stop them. "If Jesus Christ be God and died for me, then no sacrifice can be too great for me to make for Him," C.T. exclaimed. So on they went. Nine months later, they made it into pygmy country. Would they be welcomed or eaten? They would soon know.

The pygmies were hungry, all right, but it wasn't to kill and eat the two thin men who risked their lives to find them. These pygmies were hungry to hear about Jesus. So right there among the grass-thatched huts and groves of banana and palm trees, C.T. and Mr. Buxton began to make friends with the pygmies and tell them how they could be saved.

Before long, people began to confess their sins and ask Jesus for forgiveness. They turned away from being cannibals, from being afraid of evil spirits and from living selfish lives. One new believer told them, "My father killed a man and I helped eat him. When I was three years old I remember my father killing a man, and because he had killed my brother, I shared in eating the stew." But now Jesus had forgiven this man and the Holy Spirit had filled his heart. He was a changed man, living a changed life!

C.T. baptized the first pygmy Christians in a crocodile-infested river. One man would shoot off his revolver to scare away the crocodiles long enough for the other man to quickly baptize the new Christians.

C.T. Studd stayed in Africa for over 20 years. Each year he got sicker and sicker. He got so sick that sometimes he had to be carried in a chair with poles attached to the bottom. Four men would take each end of the poles and carry him on their shoulders. Many people thought C.T. was too sick and should go home.

C.T. prayed and asked for wisdom. "God, are You telling me to leave Africa?"

God gave C.T. the wisdom he asked for, "No, I will provide for your needs," was the whisper of the Holy Spirit to C.T.'s heart. "Trust Me. Who can stop you, if my Spirit is telling you to go?"

So C.T. Studd stayed and worked, even though he was so sick. Each morning he would get out of his bed of wood and goat's skin at 3 a.m.. He stirred up the fire for light, then prayed and read His Bible for hours. He prayed that God would help him to speak with the Holy Spirit's wisdom and power to whomever he would meet that day. All day, until late at night, C.T. would go and tell more people about Jesus. It did not matter how sick he was, he kept going.

Many years ago Holy Spirit had whispered a promise into C.T. heart: "This journey is not just for the pygmies, but for all peoples who had never heard about Jesus?" He had promised C.T. Now at the end of his life, C.T. saw how God fulfilled that promise. Many thousands of pygmies and others from that hidden part of Africa came to believe in Jesus. God had used him to bring the gospel to these people who had never heard before. But that was only the beginning. Other Christians joined

together with C.T. to form a new missionary group who planned to go anywhere in the world where the good news of Jesus was unknown—just like C.T. had done. And did you know that even today, this missionary group (called the World Evangelism Crusade) is still sending out missionaries to many parts of the world where people have never heard of Jesus.

“Who can stop you, if My Spirit is telling you to go?” Surely the answer of C.T. life was “No one!”

Cracking the Case:

It's time to answer our Case Questions.

1. Why was it so risky to go to live with cannibals? What are they known to eat?

They are known to eat people! Enemies and strangers, particularly, would be the kind of people they would choose to eat.

2. Who went to live with the cannibals in our story? How did the Holy Spirit give him wisdom? C.T. Studd went to live with a tribe of cannibals in Africa. The Holy Spirit confirmed his desire to risk his life to take the gospel to these people. Every day, C.T. prayed and read His Bible, seeking the Holy Spirit to give him wisdom to teach these people about Jesus.

Something for You and Me

Our Bible Truth is:

The Holy Spirit Gives God's People Wisdom

Our Bible Verse is: John 14:16-17

“And I will ask the Father, and he will give you another Helper, to be with you forever, even the Spirit of truth, whom the world cannot receive, because it neither sees him nor knows him. You know him, for he dwells with you and will be in you.”

What about us? Could God use even people like us to tell people who have never heard about Him? Could He want us to go to places like where the pygmies lived in Africa? Yes, He could. How will we know if He wants us to go? We can start by confessing our sins to God, asking Jesus to save us from our sins and turning to live for God. We can ask the Holy Spirit to guide us and give us wisdom and show us what He wants us to do and where He wants us to go. We can read our Bibles, listen to the pastor preach, talk to other Christians, and pray. These are the things that the Holy Spirit uses to give God's people wisdom. And if we become God's people,

we can know --just like C.T. Studd did—that God will guide us and give us wisdom through His Holy Spirit, just as God has promised.

Let's praise God for sending His Holy Spirit to His people to guide them and give them wisdom. Let's ask Him to work in our hearts. Let's ask Him to help us to turn away from our sins and trust Him as our own Savior. Let's ask Him to fill us with the Holy Spirit and give us wisdom and hearts that long to obey what He tells us to do, like C.T. Studd.

Close in prayer.

Closing ACTS Prayer

A God, we praise You for being the Great Sustainer and Provider for Your people. You took care of C.T. Studd, even when many others doubted that C.T. could survive in Africa.

C God, we confess that many times we doubt whether You could take care of us, if You were to call us to do something very difficult like what C.T. Studd did. We can confess that we are often lazy about praying and reading the Bible. We do not care enough to seek You and Your wisdom.

T God, we thank You for the great work You chose to do through C.T. Studd. Thank You for the many other missionaries who have gone out after seeing his example.

S God, work in our hearts. Help us to turn away from our sins and trust Jesus as our own Savior. Send Your Holy Spirit to live in our hearts and give us wisdom. Send Your people out, even today, to all the earth, that all may hear and believe in Jesus as their own Savior.

Special Words:

Pygmy: A particular people group in which adults are no taller than 4'11".

ACTS PRAYER ACTIVITY

Use this sheet to write down your ACTS Prayer

Instructions:

Use this sheet to help the children apply the Bible Truth into a prayer. You can use the ACTS provided or even better, have the kids think of their own applications. Also have the children add their personal requests to the prayer, too. Lead the children in the prayer or let them pray sections, with your help. Never force a child to pray! Non-readers can participate by you whispering a section of the prayer into their ear and allowing them to pray it aloud for the group.

ADORATION:

God, we praise You for being the Giver of wisdom through Your Holy Spirit.

God, we praise You for being.....

Add your own Adorations:

CONFESSION:

God, we confess that many times we chose not to ask You for wisdom. Instead we choose to do things our own way. We need Jesus to be our Savior! We need Your Holy Spirit to change our hearts to love You and live for You

God, we have sinned against You....

Add your own Confessions:

THANKSGIVING:

Thank You, God for all the wisdom You offer us from Your Holy Spirit. Thank You for this wisdom You have given us through the Bible, godly parents and friends, our teachers at church, and directly to our hearts as we pray.

God, we thank You for...

Add your own Thanksgivings:

SUPPLICATION:

God, work in our hearts, that we might turn away from our sins and trust in Jesus as our Savior. Send the Holy Spirit to live in our hearts. Give us wisdom to know how to love You and others; and, to know how You want us to live. Help us to live out the wisdom You give us!

God, we need Your help...

Add your own Supplication:

SNEAKY SNACK

Can you figure out how this snack relates to the story?

Snack: Food for the Pygmies

Bananas or banana chips (which were the main food for the pygmies) and chocolate teddy grahams (dark-skinned pygmies)

This is only a suggestion. Feel free to modify. Be mindful of allergy issues among your children!

Case Tie-in: C.T. Studd left his home in England and traveled to the far away land of the Pygmies in Africa. He got up early every morning to read God’s Word and to pray. He wanted the Holy Spirit to give him wisdom to know how to reach the pygmies with the gospel.

SOUL FOOD

Food for thought during snack time

1. What does the snack have to do with the story?

Choose a few questions from the other activity discussion sheets to talk about during this snack time.

2.

3.

4.

5.

6.

7.

Directions: Read and discuss Bible Truth, using a FEW of the questions. Play game. Feel free to modify the game to fit your children.

The Holy Spirit Gives God's People Wisdom

The Holy Spirit gives God's people the wisdom they need to know God and to live for Him.

How does the Holy Spirit give God's people wisdom? He works in their hearts as they read the Bible, when they listen to Bible teaching, when they talk with other Christians, and when they pray.

This is one of the reasons why God's people set aside time to regularly read God's Word and pray. They know this keeps their heart open to hear the wisdom of the Holy Spirit. This is also one of the reasons why God's people gather together in churches: so they can learn God's Word from godly leaders; and, so they ask each other for help understanding what God's Word means and how to live it out. The Holy Spirit especially uses these things to help them understand God's truths and how God wants them to live them out.

There may be many things about God and His plans that God's people do not completely understand, but God will always give them the wisdom they need to live for Him. They only need to ask, and He promises to give it to them.

Understanding the Bible Truth

1. By whom does God give His people wisdom? *By His Holy Spirit, working in their hearts.*
2. What is wisdom? *Knowing what God wants us to do.*
3. What does the Holy Spirit give God's people wisdom to do? *To live their lives to please God.*
4. How does God give His people wisdom? *By the Holy Spirit, as they read the Bible, when they listen to Bible teaching, when they talk with other Christians and when they pray.*
5. What is one of the reasons why God's people set aside time to regularly read God's Word and pray? *This keep their hearts open to hear the wisdom of the Holy Spirit.*
6. What is one of the reasons why God's people gather together in churches? *So they can learn God's Word from godly leaders; and, so they can ask each other for help understanding what God's Word means and how to live it out.*
7. What does the Holy Spirit especially use to help God's people understand God's truths and how God wants them to live? *By regularly reading God's Word and praying. By gathering together in churches with other believers.*
8. What will probably be a mystery to God's people in this life? *Many things about God and His plans.*
9. What does God always promise to give His people? *The wisdom they need to live for Him.*
10. How can we become God's people? *By turning from our sins and trusting in Jesus as our Savior.*

Bible Verse Connection Question

1. What does our Bible Truth have to do with our **Bible Verse: John 14:16-17**: "And I will ask the Father, and he will give you another Helper, to be with you forever, even the Spirit of truth, whom the world cannot receive, because it neither sees him nor knows him. You know him, for he dwells with you and will be in you."?
Jesus promised to send the Holy Spirit to help God's people. He would live inside of them, giving them wisdom and teaching them how to live for God. He would never leave them. He would help them live for God.

Bible Truth Story Connection Questions

1. How did the Holy Spirit give C.T. Studd wisdom?
He gave him wisdom by bringing Scripture to his mind that He could take care of C.T. Studd, even in Africa. He spoke to him when he prayed and read the Bible. He gave him the words to say to the pygmies when he preached to them.

Life Application Questions

1. Why is it so important to pray and read the Bible each day, if God's people want the Holy Spirit to give them wisdom? *Because He gives them wisdom when they ask for it. He speaks to them when they pray and read the Bible.*
2. Why is it so important that God's people go to church to hear preaching and to know other Christians, if they want the Holy Spirit to give them wisdom? *Because He speaks to them through the preaching of the Bible and when they talk to Christians.*
3. How can we become God's people? *By turning away from our sins and trusting Jesus as our Savior.*

ACTS Questions

1. What is something we can praise God for because of this Bible Truth?

Praise God for being the Giver of wisdom through His Holy Spirit.

2. What are sins we can confess to God because of this Bible Truth?

Confess that many times we forget to ask God for wisdom. Many times we don't know want to know His wisdom because we want to do things our own way.

3. What is something we can thank God for because of this Bible Truth?

Thank God for all the wisdom He has given us (through the Bible, godly parents and friends, our teachers at church, in our hearts).

4. What is something we can ask God for because of this Bible Truth?

We can ask God to work in our hearts that we would want to turn away from disobeying Him and trust in this wonderful Jesus as our own Savior. Ask God to fill us with more and more wisdom through His Holy Spirit.

The Gospel

1. God gives His Holy Spirit to live inside His people. He gives them wisdom to know God and how to live for Him. How can someone become one of God's People and receive God's wonderful gift of the Holy Spirit? What is the gospel?

God is the good Creator and King of the world. He made people to worship Him and live by His good laws. But we are all sinners who have rebelled against Him. We all deserve death--God's just, eternal punishment for our sins. How terrible! But God has good news for us. In His great mercy, God sent His Son Jesus to earth to save sinners. Yes, Jesus, the perfect Son of God, left His home in heaven and became a man. He lived the perfect life that pleases God. (He's the only one who has ever done that!) He offered it up to God His Father as the perfect sacrifice for sins when He suffered and died on the cross. Then, on the third day, Jesus rose from the dead in victory. He had fully paid for the sins of God's people, so they wouldn't have to! Now all who turn away from their sins and trust in Jesus as their Savior will receive forgiveness of sins and eternal life with God. They will be His very own special people who will know Him and enjoy Him forever. We can be God's people, too, if we turn from our sins and trust in Jesus as our own Savior.

Game: Sit Ball

Materials

Two or Three soft baseball sized balls. Or, could use beach balls
Bible Truth Questions

Preparing the Game

1. Choose 20+ questions for your game from the Bible Truth Discussion Questions, or make up your own.
2. Write the Bible Truth questions on small thin strips of paper (or make a photocopy of the Bible Truth Discussion Questions and simply cut them into strips) and put them in the bag/bowl.

Playing the Game

Have children sit in a circle on the ground, with about 2' spacing. Give them two or three soft indoor baseballs and are to throw them from one to another, avoiding "It" who is moving around trying to catch one. When a ball is caught, the child who threw the ball chooses a question for the class to answer. If correctly answered, the player becomes the new "It". If not, then the old "It" remains in place.

Game continues as number of questions, time, and attention span allow.

Optional TAKING IT TO OTHERS Activity: Quiz Questions

Have the children choose a few of the questions from the game to ask the parents/other children during TAKING IT TO OTHERS time. Help pre-readers by whispering the question in their ear and letting them ask it aloud to the parents/other children. Make sure you read the Bible verse aloud before you ask your questions.

Directions:

1. Write words to song in large print before class.
2. Play the song for the children, helping them follow along on the song sheet.
3. Discuss the song, using a few questions from the discussion sheet. *Don't use them all!*
4. Introduce sign language for key words of your choice from sign language sheet for your song. Use as few or as many as you think the children can learn.
5. Sing and sign the song. Sign language as well as large format lyrics and sheet music are found in the PFI Unit Songbook or online.
6. If desired, play the Song Game.

Optional TAKING IT TO OTHERS Activity: Presenting and Singing the Song

1. Sing and sign the song, encouraging the watching children/parents to join in.
2. Ask the class some of the questions listed below. The Bible Truth Connection Question is particularly good to help them understand how the song ties in with the Bible Truth.

The God of Abraham Praise

Listen to it on PFI ESV Songs 10, Track 20

Verse 2

His Spirit floweth free,
High surging where it will:
In prophet's word He spoke of old,
He speaketh still.
Established is His law,
And changeless it shall stand,
Deep writ upon the human heart,
On sea or land.

Understanding the Song

1. Who is "His Spirit?" *The Holy Spirit of God.*
2. Where does the Holy Spirit go and why? *He flows freely, where He wills to go, with the power to do to will of God the Father and the Son, like a surging, powerful wave.*
3. How did the Holy Spirit flow in prophet's word? *By giving the prophet God's words to speak and to write down.*
4. How does God speak still? *By the Holy Spirit working in our hearts as we hear the words of the Bible spoken and explained.*
5. What does it mean for God's law to be established and changeless? *To be established means that it is firmly in place and cannot be taken away. God's law—another name for the Bible—has been put in place by God. No one can change one of His laws that they don't like and make a new one instead. His law is changeless, always true.*
6. How is God's law written upon the human heart? *It is NOT written with a pen or pencil. It means that God made people to know deep down in their hearts that there is a God and to know what He has set up as right and wrong. It also means that it is God's Holy Spirit who helps God's people not just understand His Word, but to remember it and to apply it to their lives.*

Bible Truth Connection Question

1. How does this song relate to our **Bible Truth: The Holy Spirit Gives God's People Wisdom?**

God's Holy Spirit is powerful to teach us and give us wisdom. Whether it is the words of the prophets or the laws or the words of the Psalms in the Old Testament; or, the words of Jesus in the gospels or the letters of people like Paul in the New Testament, God's Holy Spirit uses God's Word, the Bible, to give us His wisdom. And the wonderful thing is, He doesn't just help us understand it with our minds. We can ask Him to "write it on our hearts"—which means, change us by His wisdom that we love and live for God.

Story Connection Question

1. How does this song relate to today's story? *C.T. Studd knew the Spirit within his heart. As he read God's laws, the prophet's words and the rest of the Bible, he prayed that the Holy Spirit would help him understand them, and, would be able to help the pygmies understand them. He wanted the Holy Spirit to put the truths of God's Word deep within their hearts, that they might turn from their sins and trust in Jesus as their Savior.*

Life Application Questions

1. How can God's people be affected by the message of this song? *They can praise God for speaking to them, even today through the words of the prophets written in the Bible, through His law, and even by the way He made their hearts to know Him. They can ask Him to have His Holy Spirit fill them with understanding and desire to please Him.*
2. How can we become God's people? *By turning away from our sins and trusting in Jesus as our Savior.*

Bible Connection Question

1. What does this hymn have to do with our Bible Verse: **John 14:16-17**: "And I will ask the Father, and he will give you another Helper, to be with you forever, even the Spirit of truth, whom the world cannot receive, because it neither sees him nor knows him. You know him, for he dwells with you and will be in you."?
The Holy Spirit is the promised helper from God to His people. He works inside them, helping them understand God's laws, the words He spoke through the prophets, and all the rest of the Bible. He is the one who writes these words upon their hearts. That is, He is the one who works in them to help them remember and live by God's Word.

ACTS Questions

1. What is something we can praise God for from this hymn?
Praise God for being the Speaker of His Word through prophets long ago and that still speaks to us as we read His Word, the Bible.
2. What are sins we can confess to God from this hymn?
That many times we chose to disobey God's words, including the words of His prophets, written down in the Bible. We need a Savior!
3. What is something we can thank God for from this hymn?
We can thank God for giving us His Word to speak to His people, long ago through the prophet's and even today as we read it.
4. What is something we can ask God for from this hymn?
That God would work in our hearts that we might turn from our sins and trust Jesus as our Savior. Ask Him to help us to understand His prophets words, written in the Bible. Ask Him to help us obey all His commands.

Gospel Question

1. The LORD gave His people many promises about the Savior, Jesus, who would come to save His people. What is the good news of Jesus that the prophet's words of old promised? What is the gospel?
God is the good Creator and King of the world. He made people to worship Him and live by His good laws. But we are all sinners who've rebelled against Him. We all deserve death--God's just, eternal punishment for our sins. How terrible! But God has good news for us. In His great mercy, God sent His Son, Jesus to earth as a man to save sinners. He lived the perfect life that pleases God. (He's the only one who's ever done that!) He offered it up to God His Father as the perfect sacrifice for sins when He suffered and died on the cross. Then, on the third day, Jesus rose from the dead in victory. He had fully paid for the sins of God's people, so they wouldn't have to! Now all who turn away from their sins and trust in Jesus as their Savior will receive forgiveness of sins and eternal life with God. They will be His very own special people who will know Him and enjoy Him forever. We can be God's people, too, if we turn from our sins and trust in Jesus as our own Savior.

Song Game: Big Voice, Little Voice

Materials

Sign Language Signs and Song

White board and marker

Eraser

Preparing the Game

1. Write the words to the song on a white board.

Playing the Game

1. After children have learned the song and signs well, then tell the children that you are going to leave out words from the song (that you've learned signs for) and just do the sign in its place.
2. Have the children help you choose a word to take out. Erase the word from the board. Review the sign the for erased word.
3. Sing the song, trying to remember to NOT sing the word and do only the sign.
4. Continue to take out words until all of the words (with signs) have been taken out.

Game continues as number of questions, time, and attention span allow.

choose a FEW questions for discussion, then choose the game and/or music activity

Meditation Version: John 14:16-17

"And I will ask the Father, and he will give you another Helper, to be with you forever, even the Spirit of truth, whom the world cannot receive, because it neither sees him nor knows him. You know him, for he dwells with you and will be in you."

Alternate Memory Version: John 14:16,17

"And I will ask the Father, and he will give you another Helper, to be with you forever, even the Spirit of truth... You know him, for he dwells with you and will be in you."

Understanding the Bible Verse

1. Who is the "I" in this verse? Who is the "Father"? *Jesus is the "I". God is the "Father."*
2. Who is Jesus speaking to? When? *His first disciples, right before He is arrested and taken to the cross to die. Who else, besides Jesus' first disciples, is this promise for? It is for all believers--all who would ever turn from their sins and trust in Jesus as their Savior. They, too, will have the Holy Spirit come inside them and live in their hearts as their helper.*
3. Who is the Helper Jesus is promising? *God's Holy Spirit.*
4. How long will the Holy Spirit be with God's people? *Forever.*
5. How will the Holy Spirit help God's people? *He will live inside them, revealing and confirming what is true. He will help them understand, remember and live out God's Word.*
6. What other name does Jesus use for the Holy Spirit in this verse? *The Spirit of truth.*
7. What does Spirit of truth mean? *The Holy Spirit always reveals and confirms what is true. He will do this in the hearts of God's people. He will make them wise in God's Word and God's will.*
8. Who cannot receive the Holy Spirit? *The world.*
9. Who is the world that cannot receive the Holy Spirit? *World is a word with different meanings. Here, Jesus means that those who do not turn from their sins and trust in Jesus as their Savior are "the world."*
10. Why don't the world receive the Holy Spirit? *The Holy Spirit lives in the hearts of believers only. These are people who by faith believe that Jesus is the Savior. The world does not have faith. These are people who need to see to believe. These are people who do not know God.*
11. How do God's people know the Holy Spirit? *He dwells in them. They know Him in their hearts.*
12. Can someone who might be part of "the world" not ever come to have the Holy Spirit live inside them as their Helper? *Yes! When they turn from their sins and trust in Jesus as their Savior. He is God's gift to all who believe. And faith to repent and believe is a gift God loves to give all those who ask for it!*

Bible Truth Connection Question

1. What does this verse have to do with the **Bible Truth: The Holy Spirit Gives God's People Wisdom?**

Jesus promised His disciples that after He rose from the dead and went to heaven that He would not leave them alone. He would send them the Holy Spirit to be their helper. He would live inside of their heart, giving them wisdom and helping them know and love God, and live for Him. He would be with them forever.

Story Connection Question

1. How does this verse relate to our story? *God gave C.T. Studd His Spirit when he became a Christian. C.T. Studd was a godly man who sought after God, in prayer and in reading the Bible. The Holy Spirit helped C.T. not only know God better, himself, but also helped him to know what God wanted him to do and how to tell others the good news of Jesus.*

Life Application Questions

1. Who will God give His Holy Spirit to today?
All His people; all those who turn from their sins and trust in Christ and live for Him.
2. How can we have the Holy Spirit be our Helper? How can He come to dwell inside us and we know Him?
When we turn away from our sins and trusting in Jesus as our Savior.

ACTS Questions

1. What is something we can praise God for from this Bible verse?

Praise God for being the Giver of a Helper to live inside His people forever.

2. What are sins we can confess to God from this Bible verse?

That many times we want to do things on our own. We don't want a Helper, even though we need Him if we are to live for God. We need a Savior! We need the Holy Spirit!

3. What is something we can thank God for from this Bible verse?

We can thank God for sending the Holy Spirit to be His people's Helper. We can thank God for not having His people live life on their own. We thank Him for giving Him to them always to be with them, to live inside them...forever!

4. What is something we can ask God for from this Bible verse?

We can ask God to work in our hearts that we would want to turn away from disobeying Him and trust in this wonderful Jesus as our own Savior. We can ask Him to give us His Holy Spirit to live in our hearts so that we can know Him and He can help us to know God and His truth, and live for Him.

The Gospel

1. What must we do if we want to know God and be filled with His Holy Spirit? What is the gospel?

God is the good Creator and King of the world. He made people to worship Him and live by His good laws. But we are all sinners who have rebelled against Him. We all deserve death--God's just, eternal punishment for our sins. How terrible! But God has good news for us. In His great mercy, God sent His Son Jesus to earth to save sinners. Yes, Jesus, the perfect Son of God, left His home in heaven and became a man. He lived the perfect life that pleases God. (He's the only one who has ever done that!) He offered it up to God His Father as the perfect sacrifice for sins when He suffered and died on the cross. Then, on the third day, Jesus rose from the dead in victory. He had fully paid for the sins of God's people, so they wouldn't have to! Now all who turn away from their sins and trust in Jesus as their Savior will receive forgiveness of sins and eternal life with God. They will be His very own special people who will know Him and enjoy Him forever. We can be God's people, too, if we turn from our sins and trust in Jesus as our own Savior.

Game: Scrambled Eggs

Materials

Bible Verse written up in large print so that all can see
 Plastic Hollow Easter Eggs, 10 of one color for each team
 Pen and paper
 2 carpet squares or other base marker

Preparing the Game

1. Clearly print out the words to the verse on paper and cut it into 10+ sections. Number each section in sequence. Place each section in Easter eggs of the same color. Print out another copy of the verse, also numbered sequentially on another piece of paper. Repeat for each team.
2. Hide the eggs around the classroom. Place the two carpet squares down in opposite ends of the classroom.

Learning the Verse

Some or all of your children may be non- or early readers. Teach the verse in sections, having them say it after you. Repeat a few times. Add clapping or other movement as they say it.

Directions

1. If desired, lead the children in a discussion of a **FEW** of the most important questions before beginning game.
2. Explain the game to them as follows:
 Have the children form two teams seated at their bases. Give each team a written out copy of the verse and place it on their base. Assign each team a particular color of Easter egg and tell them that pieces to the verse are hidden in eggs around the room. They are to find all their eggs, remove the verse section from the egg and put it in order. They can use the copy of the verse (and numbers on each section—especially helpful for pre- and early readers) to help them put it in order. The first team to find all the verse, put it in order and recite it as a group wins.

Game continues until all the eggs have been found or as time allows.

Non-competitive Option

Don't split the children into teams. Use any color Easter egg for the pieces of the verse. Hide them around the room. Have the children take turns finding an egg and bringing it back to the group. Have the child open the egg and read (or have you read) the word/s on the piece of paper. Stick them in place on the copy of the verse. If desired, have the children say the verse each time before each "hunt", reinforcing the verse.

Optional TAKING IT TO OTHERS Activity: Quiz Questions

Have the children choose a few of the questions from the game to ask the parents/other children during TAKING IT TO OTHERS time. Help pre-readers by whispering the question in their ear and letting them ask it aloud to the parents/other children. Make sure you read the Bible verse aloud before you ask your questions.

Directions:

1. Write words to song in large print before class.
2. Play the song for the children, helping them follow along on the song sheet.
3. Discuss the song, using a few questions from the discussion sheet. *Don't use them all!*
4. Introduce sign language for key words of your choice from sign language sheet for your song. Use as few or as many as you think the children can learn.
5. Sing and sign the song. Sign language as well as large format lyrics and sheet music are found in the PFI Unit Songbook or online.
6. If desired, play the Song Game.

Optional TAKING IT TO OTHERS Activity: Presenting and Singing the Song

1. Sing and sign the song, encouraging the watching children/parents to join in.
2. Ask the class some of the questions listed below. The Bible Truth Connection Question is particularly good to help them understand how the song ties in with the Bible Truth.

I Will Ask the Father

Listen to it on PFI ESV Songs 10, Track 21

I will ask the Father,
 And He will give you,
 Another Helper to be with you forever,
 A helper to be with you forever,
 Even the Spirit of truth,
 Even the Spirit of truth.

You know Him, for He dwells with you,
 And will be in you,
 Another Helper to be with you forever,
 A helper to be with you forever,
 Even the Spirit of truth,
 Even the Spirit of truth.
 John Fourteen, sixteen and seventeen.

Song Game: Sign It, Say It, What Does It Mean?

Materials

Sign Language signs used in song, particularly choose words with important meanings you want the children to learn, such as "grace", "redeem", etc.

Bag or bowl

Preparing the Game

1. Cut out signs and put in bowl.

Playing the Game

1. Practice the song and signs until the children know them well. Then put all the signs we've learned in this bag/ bowl and mix them up.
2. Ask one of the children to choose a sign, but not show it to anyone...but you, if they need some help.
3. Ask the child to do the sign for the rest of the children and see if the other children can guess which one it is. Do the sign with the child, if desired.
4. When the children guess the sign, ask them the meaning of the word. If no one guesses the sign, put it back in the bowl to be picked again.
5. Choose another child to pick a new sign from the bag and continue.

NOTE: You might want to sing the song after you do each word or couple of words.

Game continues as number of questions, time, and attention span allow.

STORY REVIEW

Directions: Read and discuss Bible Truth, using a FEW of the questions. Play game. Feel free to modify the game to fit your children.

General Story Questions

1. What is a cannibal? *A cannibal is a person that eats other people.*
2. Why did the cannibals want Christians? *To tell them the good news of salvation through faith in Jesus.*
3. Who had been to that part of Africa? *Dr. Kumm, plus big game hunters, explorers, scientists*
4. How did C.T. know that he should go to Africa? *He read his Bible, prayed and believed the Holy Spirit was telling him that he should go to Africa.*
5. Why did C.T.'s committee say no to him? *They said his health wasn't good enough to survive the climate and hardships of life as a missionary in Africa.*
6. Where else had C.T. Studd been a missionary? *In China and India.*
7. Why did C.T. think he should go even though everyone said no? *He believed the Lord was telling him to go. As he read his Bible, he believed God's promises to take care of him.*
8. C.T. Studd chose to go against the advice of his committee and went to Africa. How did he know when to accept the advice of others and when not to? *There is no easy answer to this question. Whenever possible, we hope that the advice of godly people will match up with what the Bible tells us and what we believe God is telling us as we pray. But there are rare occasions when this doesn't happen. Fears for health and safety in this world can get in the way with the advice of even the godliest person. We must trust that the Holy Spirit so clearly spoke through God's Word to C.T. Studd that he was confident that it was these kinds of fears rather than godly wisdom was what led to the advice his committee gave him.*
9. What people did C.T. go to Africa to tell about Jesus? What are they like? *He went to the pygmies. The pygmies were a people so short that the tallest of these dark-skinned people are not even 5 feet tall—the height of a 10 year old child in our country! They live sad lives in fear of evil spirits. Many of them are cannibals who kill strangers and enemies and eat them! There is little love in their families*
10. Who went with him to Africa? *Mr. Buxton.*
11. What was dangerous about their trip? *They would have to travel through the jungles on slippery paths along high mountain trails, be on the alert for wild animals that would eat them, and be careful for crocodiles in the rivers.*
12. What were the pygmies hungry for? *Sometimes they ate people, but their hearts were truly hungry to hear the good news of salvation through Jesus.*
13. What happened when C.T. told them about Jesus? *Many turned away from their sins and trusted Jesus as their own Savior. Their lives were changed as God forgave them and filled them with His Holy Spirit.*
14. What was dangerous about baptizing the new pygmy Christians in the rivers? *The crocodiles would try to eat them.*
15. Why did C.T. get up at 3 am each morning? *To read his Bible and pray for God to give him wisdom and strength to do and say whatever God wanted him to do/say that day.*
16. How did the Holy Spirit give C.T. wisdom? *As he read the Bible and prayed.*
17. Who does the Holy Spirit give wisdom to? *To God's people: to those who turn away from their sins and trust in Jesus as their own Savior.*
18. How did God's promise to C.T. Studd to make this trip to Africa one that would reach to many parts of the world come true? *A new group of missionaries called World Evangelism Crusade began from C.T.'s leadership. They were—and still are—committed to spreading the gospel to people who have never had a chance to hear about Jesus.*

Bible Truth Connection Questions

1. What does this story have to do with our Bible Truth? *The Holy Spirit gave C.T. Studd wisdom to know what God wanted him to do/say every day, as he read God's Word and prayed. The Holy Spirit confirmed God's truth in C.T.'s heart and gave him confidence to go to Africa (and later to stay in Africa), even when others said he should not.*

Bible Verse Connection Question

1. What does the story have to do with our Bible Verse: **John 14:16-17**: "And I will ask the Father, and he will give you another Helper, to be with you forever, even the Spirit of truth, whom the world cannot receive, because it neither sees him nor knows him. You know him, for he dwells with you and will be in you."?

C.T. Studd was one of God's people. Like all of God's people, he received the Holy Spirit, just as He promised. The Holy Spirit lived inside C.T.. As the Spirit of truth, He helped C.T. daily as he read God's Word and prayed. He helped C.T. know what God wanted him to do. He helped him to know how to tell the pygmies about Jesus. And, He was who worked in the hearts of many of the pygmies to help them believe and trust in Jesus, too.

Life Application Questions

1. What is something we can learn from C.T.'s life, if we want to please God? *That He wants us to turn away from our sins and trust in Jesus as our own Savior. That He wants us to pray and read His Word, that He might give us wisdom to do/say whatever He wants us to do/say each day.*

2. Who are some godly people the Holy Spirit might use to give us wisdom? *Parents who are Christians, teachers who are Christians. Our pastor.*

ACTS Questions

1. What is something we can praise God for being that we learned in our story?

Praise God for being the Great Sustainer and Provider for His people. He took care of C.T. Studd, even when many others doubted that C.T. could survive in Africa.

2. What is something we can confess as sin that we learned in our story?

Confess that many times we doubt whether God could take care of us, if He were to call us to do something very difficult like what C.T. Studd did. We can confess that we are often lazy about praying and reading the Bible. We do not care enough to seek God and His wisdom.

3. What is something we can thank God for that we learned in our story?

We can thank God for the great work He chose to do through C.T. Studd. We can thank Him for the many other missionaries who have gone out after seeing his example.

4. What is something we can ask God for that we learned in our story?

We can ask God to work in our hearts, helping us to turn away from our sins and trust Jesus as our own Savior. We can ask Him to send the Holy Spirit to live in our hearts and give us wisdom. We can ask Him to send His people out, even today, to all the earth, that all may hear and believe in Jesus as their own Savior.

The Gospel

1. What is the good news of Jesus that C.T. Studd told the pygmies? What is the gospel?

God is the good Creator and King of the world. He made people to worship Him and live by His good laws. But we are all sinners who have rebelled against Him. We all deserve death--God's just, eternal punishment for our sins. How terrible! But God has good news for us. In His great mercy, God sent His Son Jesus to earth to save sinners. Yes, Jesus, the perfect Son of God, left His home in heaven and became a man. He lived the perfect life that pleases God. (He's the only one who has ever done that!) He offered it up to God His Father as the perfect sacrifice for sins when He suffered and died on the cross. Then, on the third day, Jesus rose from the dead in victory. He had fully paid for the sins of God's people, so they wouldn't have to! Now all who turn away from their sins and trust in Jesus as their Savior will receive forgiveness of sins and eternal life with God. They will be His very own special people who will know Him and enjoy Him forever. We can be God's people, too, if we turn from our sins and trust in Jesus as our own Savior.

Game: Four Corners**Materials**

Red and Green Construction paper
 2 rulers
 4 Large pieces of paper and a Marker
 Masking Tape
 Four small pieces of paper
 Cup or bag
 Story Review Questions
 Optional: Team Pennies to differentiate each team

Preparing the Game

1. Make up story review questions that answer the questions: Why? What? How? What would you do? You will want to have 20+ questions. Many of the Story Review Discussion Questions can be modified to fit one of these four questions.
2. Make a stop sign and a green light out of the red and green construction paper and tape them each to the end of a ruler.
3. Make four signs out of the paper: Why? What? How? What would you do? Tape these signs in 4 different locations, such as corners of the room.
4. Write these 4 names also on four small pieces of paper of equal size and place in the cup/bag.

Playing the Game

Divide the children into two teams. At the leader's signal, all the children will run to one of the four signs and place their hand on it or near it. When leader yells "Freeze" then the children must stay at their station. The leader then pulls one of the pieces of paper out of the cup and asks the children at that particular station a Story Review question. If they get it right, then they gain as many points as children from that team who were at that station. Play then resumes again.

Game continues as number of questions, time, and attention span allow.

Non-competitive Option

Don't split into teams. Simply ask the children at the particular station the question and let them work together to answer it.

Optional TAKING IT TO OTHERS Activity: Quiz Questions

Have the children choose a few of the questions from the game to ask the parents/other children during TAKING IT TO OTHERS time. Help pre-readers by whispering the question in their ear and letting them ask it aloud to the parents/other children.

CASE REPLAY ACTIVITIES

Use this guide to review the Case Story and act it out for others to enjoy!

CASE REPLAY, JR: YOUNGEST CHILDREN

Description: The children will act out the story together, everyone doing the same action/sound effect at the same time. This activity is most suitable for kindergarteners.

Materials

The Case RePlay, Jr. script for younger children

Preparation

1. Read through the script and write in the blanks along the side possible actions/sound effects the children could do to act it out.

Instructions

1. Tell the children that they will be re-enacting the story together as you tell it.
2. As you read the script, lead the children in actions/sound effects to do with you.
3. If desired, you can read the script and stop at certain sentences and ask them what a good action/sound effect would be to act out what you just read.
4. Repeat the re-enactment one or two times more.

CASE REPLAY, SR: OLDER CHILDREN

Description: The children act out the story as a three-scene play. You will narrate it using the Case RePlay, Sr. script and they will act it out (no spoken words, for the most part), with each child assuming a different character's role. This activity is most suitable for first grade and up. You will review the story, then practice it a few times before performing it for others.

Materials

The Case RePlay, Sr. script
White board or other large format paper
Costumes and props

Preparation

1. Prepare for the play by choosing costumes and props for each character in the story. Decorate the area with any scenery props.
2. Write the words "Beginning," "Middle," "End" on a large piece of paper/whiteboard with plenty of space under each heading. You will use this paper to help the children think about the story as a three-scene play, as it is presented in the script.

Instructions

1. Tell the children that they will get to act out the story as a three-scene play, with a beginning, middle and end section. Tell them that before they can act it out, they need to think it out. as you narrate it with your script.
2. Take the children's answers as they recount the story, helping them put key incidents in the right order.
3. If desired, when they have filled in their Beginning, Middle, End, read through your whole (real) script, so they hear exactly what you will have them act out.
4. Then tell the children that it's time to practice acting out the story.
5. Assign parts to each child. If you are using costumes, do NOT give them out at this point. They will be a distraction.
6. Have all the children sit on the floor or in chairs on one side of the "stage," then call the characters up in place as their part in the story comes.
7. As you read the script, guide the children in where you want them to move or do to act it out.
8. After going through the whole script once, give out any costumes and props and act out the script once or twice more.

Optional TAKING IT TO OTHERS Activity: Re-enacting the Story

Read the script as the children act out together (younger) or assuming different roles (older) as the other children or the parents watch.

CASE REPLAY, JR--YOUNGER KIDS (KINDERGARTEN) P.2

Welcome to our play! The name of our story is: The Case of the Hungry Cannibals.

Our story starts out around 1910, in Liverpool, England.

And now we present: "The Case of the Hungry Cannibals."

Scene 1:

C.T. Studd went to Liverpool to speak about his time in China and India. But, when he read an advertisement for Dr. Kumm’s talk that said: "Cannibals want Christians," C.T. was so curious that he had to go in and listen. As Dr. Kumm told about the pygmy cannibals of Jesus, the Holy Spirit stirred in his heart. He believed God was calling him to go tell them about Jesus. C.T.’s doctors disagreed. "Your health is too bad to go to that part of Africa," they told him. The people he asked to support his work refused to give him money when they heard what the doctors said. But C.T. sought the Lord for wisdom. The Lord gave it: Who can stop you, if My Spirit is telling you to go?" were the words that kept coming to him. C.T. felt sure he was supposed to go. And sure enough, the Lord provided all the money for the trip in another way.

Actions:

Scene 2:

C.T. Studd and his companion, Mr. Buxton, sailed to Africa. Then they made the long and dangerous journey through crocodile-infested rivers and treacherous, slippery mountain trails to the land of the pygmies. They tell the pygmies about Jesus. Many turn from their sins and trust in Jesus as their Savior. C.T. baptizes the new believers in the crocodile-infested rivers.

Scene 3:

For the next twenty-one years, C.T. lived among the tribes in the faraway middle of Africa, telling them about Jesus. Each day he awoke at 3 am to pray and read his Bible. He asked the Holy Spirit to give him the wisdom he needed to preach the right things. Life in Africa was hard on him, but C.T. did not quite. He became so sick that he could only get around by being carried on a chair attached to poles--but still he stayed and told the people about Jesus. C.T. stayed to the end of his life. Soon before he died, he started W.E.C., a group of people dedicated to tell people who have never heard about Jesus in all parts of the world Maybe the time had come for him to go home to be with Jesus, but his dream to take the gospel to faraway places went on.

Bible Truth Tie-In:

The Bible Truth we are learning is: **The Holy Spirit Gives God’s People Wisdom.** The Holy Spirit gave C.T. Studd the wisdom to go to tell the pygmy cannibals of Africa about Jesus, even when no one else thought he should go. He gave C.T. wisdom to know what to say to them when he was preaching to them.

CASE REPLAY, SR--OLDER KIDS (1ST GRADE AND UP) P.3

Welcome to our play! The name of our story is: The Case of the Hungry Cannibals.

Our story begins around 1910 in Liverpool, England.

The characters in our story are: C.T. Studd; Dr. Kumm; Mr. Buxton; the Doctors; Committee of Supporters; Pygmies and other peoples of Africa; and the missionaries of W.E.C..

And now we present: "The Case of the Hungry Cannibals."

Scene 1: (Beginning)

C.T. Studd went to Liverpool to speak about his time in China and India. But, when he read an advertisement for Dr. Kumm's talk that said: "Cannibals want Christians," C.T. was so curious that he had to go in and listen. As Dr. Kumm told about the pygmy cannibals of Jesus, the Holy Spirit stirred in his heart. He believed God was calling him to go tell them about Jesus. C.T.'s doctors disagreed. "Your health is too bad to go to that part of Africa," they told him. The people he asked to support his work refused to give him money when they heard what the doctors said. But C.T. sought the Lord for wisdom. The Lord gave it: Who can stop you, if My Spirit is telling you to go?" were the words that kept coming to him. C.T. felt sure he was supposed to go. And sure enough, the Lord provided all the money for the trip in another way.

Scene 2: (Middle)

C.T. Studd and his companion, Mr. Buxton, sailed to Africa. Then they made the long and dangerous journey through crocodile-infested rivers and treacherous, slippery mountain trails to the land of the pygmies. They tell the pygmies about Jesus. Many turn from their sins and trust in Jesus as their Savior. C.T. baptizes the new believers in the crocodile-infested rivers.

Scene 3: (End)

For the next twenty-one years, C.T. lived among the tribes in the faraway middle of Africa, telling them about Jesus. Each day he awoke at 3 am to pray and read his Bible. He asked the Holy Spirit to give him the wisdom he needed to preach the right things. Life in Africa was hard on him, but C.T. did not quite. He became so sick that he could only get around by being carried on a chair attached to poles--but still he stayed and told the people about Jesus. C.T. stayed to the end of his life. Soon before he died, he started W.E.C., a group of people dedicated to tell people who have never heard about Jesus in all parts of the world Maybe the time had come for him to go home to be with Jesus, but his dream to take the gospel to faraway places went on.

Bible Truth Tie-In:

The Bible Truth we are learning is: **The Holy Spirit Gives God's People Wisdom.** The Holy Spirit gave C.T. Studd the wisdom to go to tell the pygmy cannibals of Africa about Jesus, even when no one else thought he should go. He gave C.T. wisdom to know what to say to them when he was preaching to them.

C.T. Studd Getting up from A Bed of Wood and Goat's Skin

Description

The children will color in "C.T. Studd" and put him on a simple wooden native bed like what C.T. Studd would have had, out of popsicle sticks and felt.

Materials

- 1 16" x 1" piece of stiff cardboard (like from regular box), per child
- 6 popsicle sticks per child
- 1 piece of 3" x 4" black, white, gray or brown felt (or fake fur), per child
- 1 pattern of C.T. Studd
- Colored pencils, markers or crayons
- Scissors and/or exact-o knife
- Craft glue
- Packing tape and/or glue gun and glue

Preparing the Craft

1. Print out the C. T. Studd template and make enough copies for each child to have one.
2. Cut out the cardboard into 16" x 1" strips. Bore holes as indicated in each strip, using scissors or exact-o knife. You will be helped by printing out the two patterns for the cardboard strip, cutting them out and then taping them together to form the pattern. Make sure that the two ends with dashed lines form each end of the pattern
3. Form a 3" x 4" rectangle with each piece of cardboard. You will have an additional 1" of cardboard to overlap on each end.
4. Use the packing tape or glue gun and glue to secure the ends together. Your rectangle should have 3 slits that line up with each other on the 2 long sides of the rectangle and 2 slits that line up with each other on the short sides.
5. Use the pattern to cut felt or fake fur into 3" x 4" rectangles. Cut the slit in the middle of the felt/fur as shown on the template.
6. Make a sample of the craft for the children to see.

Making the Craft

1. Have the children fit the ends of the popsicle sticks into the slits in the cardboard, by sliding them through the slits on one side then pushing them through until the other end goes through the matching slit on the other side. Have them do two on the short sides, then three on the long sides. If desired, you may weave one set of sticks through the other set in an "over-under" pattern.
2. Have the children glue down their "goat's skin" with the craft glue.
3. Have the children color in their C.T. Studd.
4. Use packing tape or (teacher only) use the glue gun to glue C.T. Studd to the top portion of a popsicle stick FROM THE WAIST UP ONLY.
5. Insert the popsicle stick in the slit in the felt so that C.T. is sitting or laying on the bed, depending on the position of the popsicle stick on the under side of the bed.

Optional TAKING IT TO OTHERS Activity: Craft Presentation

If you are presenting the craft to other children or parents the children can hold up their crafts (or your model craft) and read their Bible Truth Connection answers to explain the importance of the craft.

CASE CRAFT**Discussion Guide****Instructions:**

As the children are settled into making their craft, ask them these questions to help them understand the craft's significance. Use the answers provided to guide the children's answers.

Discussion Questions

1. Were did C.T. Studd go to tell the pygmies about Jesus? *Africa.*
2. Why did C.T. get out of his bed of wood and goat's skin every morning at 3 a.m.? *To read God's Word and to pray for hours.*
3. Why did C.T. get up spend so much time reading God's Word and praying?
He wanted the Holy Spirit to give him the wisdom and the power to tell others about Jesus that day.
4. What is Bible Truth that we are learning?
The Holy Spirit Gives God's People Wisdom.
5. What does our craft have to do with our Bible Truth: The Holy Spirit Gives God's People Wisdom?
C.T. Studd prayed and read God's Word so long each day because he knew that only the Holy Spirit could give him the strength and words to tell others about Jesus.
6. What can our craft help us remember?
The Holy Spirit living inside His People is very, very powerful! He gives them do mighty things for God.

TAKING IT TO OTHERS**Craft Presentation****Instructions:**


Have children hold up your model craft/their crafts. Choose five children (or you say) the five sections below to explain the craft's importance.

Presentation:

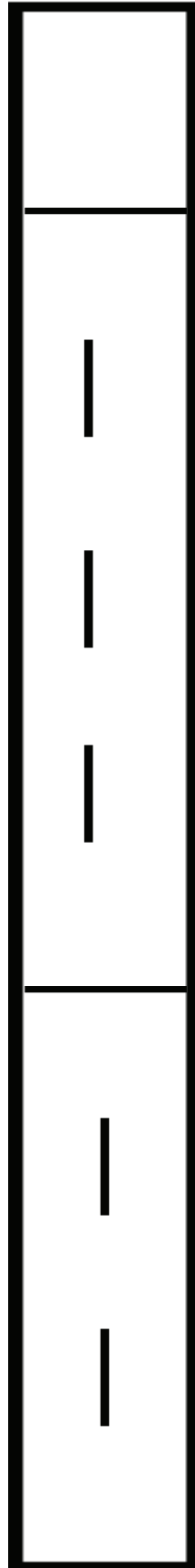

1. Our craft is: C.T. Studd Getting up from A Bed of Wood and Goat's Skin.
2. In the jungles of Africa, C.T. Studd would get up at 3 a.m. every morning from his bed of wood and goat's skin to read God's Word and pray for hours, asking the Holy Spirit to give him wisdom and power to tell others about Jesus that day.
3. Our Bible Truth is: The Holy Spirit Gives God's People Wisdom.
4. C.T. Studd prayed and read God's Word so long each day because he knew that only the Holy Spirit could give him the strength and words to tell others about Jesus.
5. Our craft can help us remember that God's people need the Holy Spirit to help them each day. They need His wisdom so much that it is even worth getting up early in the morning to ask Him for it!

Note: Even non-readers can participate in presenting the craft, if you will whisper what they are to say in their ear and let them say it aloud for the others to hear.

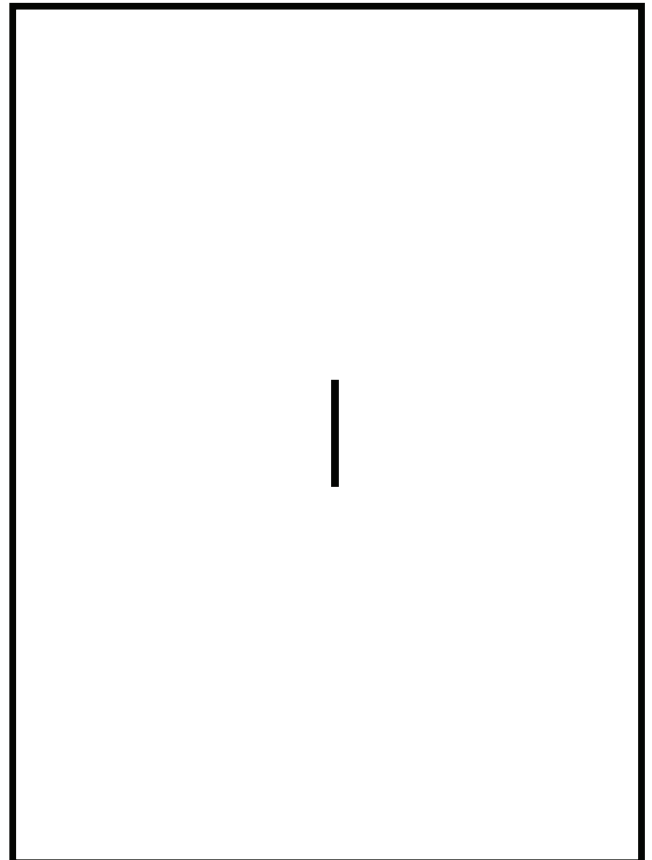
C.T. Studd



Two pieces of cardboard pattern to be cut out and taped together into one, long pattern



Goatskin Pattern



BEFORE CLASS:**1. PICK YOUR PERSON**

VIPPs can be anyone in your church! Typically, they fall into 6 categories: Church staff, Elders, Deacons/deaconesses, Special Volunteers (people who aren't paid, but spend a lot of time helping out in particular ways), Supported Workers (a.k.a. missionaries), and Church Members.

2. GATHER YOUR FACTS

Use the VIPP Information Sheet to write down the facts about your VIPP. The information on this worksheet is used in the VIPP activities, listed in the "Choose an Activity" section below.

DURING THE ACTIVITY:**1. INTRODUCE YOUR VIPP**

Introduce your VIPP to the children, using the VIPP Information Sheet. Fill in a set of VIPP Clue Cards with the information for your VIPP. If desired, you can even have the actual person come into class for the children to meet.

Need help describing what someone does for the church in a kid-friendly way? Click on the list of common VIPPs and how to describe what they do to kids. See if your VIPP is one of these. It may save you some time.

2. PRAY!

Lead the children in praying for the VIPP. Ask the children if they would like to pray for one of the VIPPs prayer requests. Even non-readers can pray for the VIPP if you whisper the prayer request in their ear, then let them say it aloud. Never force a child to pray!

3. CHOOSE AN ACTIVITY

There are two activities you can use to help the children learn about the VIPP:

VIPP Clue Cards: These are 9 coloring sheets in which children fill in the 9 things they learn about the VIPP from the VIPP Information Sheet. Photocopy a set of each child. Use as few or as many of these Clue Cards as you desire.

VIPP Game: This is a game that uses a set of Clue Cards for one or two VIPPs.

Choose a VIPP and fill in his/her information on the VIPP Information Sheet. Fill in a set of VIPP Clue Cards with the information for your VIPP. Tell the children about the VIPP, having them fill in the VIPP Clue Cards with the key facts as they learn them. Write any words the children need to write on a white-board or other piece of paper so they can see how to spell them. Help younger children write these words on their clue cards. Ideas for how to tell the children about many common VIPPs are listed at praisefactory.org with the resources for this Bible Truth.

Optional TAKING IT TO OTHERS Activity: Introduce and Pray for the VIPP

If you are presenting the VIPP to other children or parents you can assign children to hold up the 10 clue cards and say what each card tells about the VIPP. (Or, you can have the children hold them up as you tell what each one means.) Then lead the children in praying for the VIPP.

Game: Picture Run

Materials

Information for two VIPPs

2 Sets of Clue Cards

Tape

Different color construction paper for each picture.

Preparing the Game

1. Fill in one set of clue sheets for each VIPP you are using.
2. Put all the Clue Cards in a bag, except for the ones with the names and pictures of the VIPPs.
3. Use tape to put up the pictures of each VIPP on a piece of construction paper. Tape each up in a different location/wall around the room.

Playing the Game

Reveal: Tell the children about the VIPPs, showing them your filled-in clue cards as you tell about them.

Review: Put the Clue Cards for the VIPPS put in a bag. Mix up. Have children stand together in middle of the room. Tell them that you will pull out a clue card, show it to them, and they are to run to the picture of the person who it belongs to. Give them the answer after everyone has run to their guessed person. Continue until all clues have been used up. (If you have a slick floor, you may want to avoid running. Make it fun by giving them a different way to go to each picture, such as skip or hop.)

VIPP INFORMATION SHEET

VIPP NAME:

WHAT VIPP LOOKS LIKE

Man or Woman? _____

Hair color? _____

Eye color? _____

FAVORITE ANIMAL

FAVORITE FOOD

FAVORITE FREE TIME ACTIVITY

WHAT VIPP DOES DURING WEEK

VIPP GROUP OF SERVICE:

Church Member

Deacon

Elder

Church Staff

Special Volunteer

Supported Worker
(Missionary)

3 WAYS VIPP SERVES CHURCH

**3 WAYS TO PRAY FOR
THE VIPP**

BIBLE TRUTH 3, LESSON 3: PLANNER/OVERVIEW

GETTING STARTED: Welcome and Opening Songs (*introduce unit and get kids moving with these songs*)

Welcome to Praise Factory: PFI: Praise Factory Investigators Theme Song *PFI ESV Songs 10, Track 1*

Rules to Help Us Worship God and Love One Another: WoGoLOA Classroom Rules Song
PFI ESV Songs 10, Track 2

Big Question Under Investigation: Big Question 10 Songs *PFI ESV Songs 10, Tracks 3,4*

Big Question Bible Verse: Ezekiel 36:26 Song: *PFI ESV Songs 10, Track 5*

Extra Bible Verse: Ezekiel 36:26, ESV Song: A New Heart PFI ESV Songs 10, Track 6

Extra Bible Verse: Ezekiel 36:26, ESV Song: Within You PFI ESV Songs 10, Track 7

Extra Bible Verse: Ezekiel 36:25-27, ESV Song: You Shall Be Clean PFI ESV Songs 10, Track 8

DIGGING DEEP DOWN: Key Concept and Story (*introduce the Bible Truth and tell the related story*)

Bible Truth 3: The Holy Spirit Gives God's People Wisdom

Bible Truth Hymn: The God of Abraham Praise, v.2 *PFI ESV Songs 10, Track 20*

Bible Verse: John 14:16-17, ESV

Bible Verse Song: I Will Ask the Father *PFI ESV Songs 10, Track 21*

Extra Bible Verse Song: I Keep Asking Ephesians 1:6,7, NIV 1984 PFI ESV Songs 10, Track 22

Extra Bible Verse: If Any of You James 1:5, ESV PFI ESV Songs 10, Track 23

Extra Bible Verse: If Any of You Lacks Wisdom James 1:5, ESV PFI ESV Songs 10, Track 24

Lesson 3 Old Testament: The Case of the Wonderful Wiseman *1 Samuel 17*

TAKING ACTION: Response Activities (*choose from among these activities*)

Snack and Discussion Planner: Solomon's Crown

ACTS Prayer: Prayer Sheet

Bible Truth Review: Discussion Questions and Game: Red Light, Green Light for Storks

Bible Truth Hymn: The God of Abraham Praise, v.2 *PFI ESV Songs 10, Track 20*

Song, Sign Language and Song Game: Pass the Secret Sign **PFI ESV Songs 10 BOOK or ONLINE**

Bible Verse Review: John 14:16-17 Discussion Sheet and Game: Ball Circle Toss

Bible Verse Song: I Will Ask the Father: John 14:16-17 *PFI ESV Songs 10, Track 21*

Song, Sign Language and Song Game: Mimic Me! **PFI ESV Songs 10 BOOK or ONLINE**

Story Review: Discussion Questions and Game: Tell the Truth Basketball

Case Replay, Jr: Drama Activity for Youngest Children (children do same story actions together)

Case Replay, Sr: Drama Activity for Most Children (children re-tell story with individual parts)

Craft: King Solomon's Crown

VIPP (Very Important Prayer Person) Prayer Time: Coloring Sheets (back of book) & Game: Crabbin' Around

TAKING IT HOME: Take Home Sheet for Review and Family Devotions

PFI Pronto: Bible Truth 3, Lesson 3 **PFI ESV Prontos 10 BOOK or ONLINE**

The Case of the Wonderful Wiseman / *Kings 1-3; 2 Chronicles 1* by Connie Dever

Our story is: The Case of the Wonderful Wiseman.

As you listen to the story, see if you can figure out:

1. Who was the Wonderful Wiseman? Why did he want to be wise?
2. Who gave him wisdom? How did he use his wisdom? How did he not use it?

This story takes place in Old Testament times, in palace of King David in Jerusalem, about 1000 years before Jesus lived on earth.

David was a great king who loved God. During his reign God gave him great courage to do what He wanted David to do. When David was a very old man and about to die, he crowned his teenage son Solomon the next king of Israel, just as the Lord had commanded him to.

What a great day was Solomon's crowning day! David ordered the royal robes be put on Solomon, then had him placed on the royal mule. (Yes, that's right, mule! Mules were worth many times more than horses because they cannot reproduce) Escorted by none other than the high priest Zadok, Solomon was taken to Gihon, the place of anointing and crowning of the kings of Israel.

The Bible tells us, the people of Israel cheered for him so loudly that the ground shook with the sound! Can you imagine being only a teenager and receiving this kind of praise from thousands of people? Can you imagine walking up to the royal throne, wearing the royal crown and being expected to make good decisions for your whole country? That was what Solomon had to face the day he was crowned king.

What was going through Solomon's mind as all this was happening? Was he thinking about how splendid he looked or how powerful he would be? No, he was not! Solomon was praying! He prayed: "How young I am, Lord, fill my heart with your wisdom. How can I ever rule over these people? I do not know anything about being a king. I need wisdom that I do not have. I need Your wisdom, God. Help me, please!" he pleaded.

Solomon didn't just pray on his own about this. He wanted all the people to ask God answer this prayer. He called together all his generals, his judges and all the leaders of the people and ordered them to go with him

four miles up beyond Gihon to Gibeon to make offerings to God at the bronze altar in front of the Tabernacle.

Now usually when someone made an offering to the LORD it would be a couple of birds, a lamb or maybe, every once in a while, a bull. But Solomon went up to Gibeon and offered one thousand burnt sacrifices to the LORD! Solomon meant business!

After making all these offerings, Solomon and all the others with him prayed to the LORD: "God, fill Solomon with your wisdom!"

Would the LORD answer him? Would He give Solomon the wisdom he needed? How would Solomon know?

That night everyone--even King Solomon--camped out at Gibeon instead of going back home to Jerusalem. As the king slept that night, the LORD appeared to him in a dream. "Solomon, ask of Me whatever you want Me to give you," He said.

Solomon answered, "LORD, you have shown great kindness to my father David, because he was faithful to You and righteous and upright in heart. You have continued this great kindness to him and have given him a son to sit on his throne this very day," Solomon said.

"Now, O LORD my God, you have made me king in place of my father David," he continued to pray. "But I am only a little child and do not know how to carry out my duties. I am here among the people you have chosen, a great people, too numerous to count or number. God, fill my heart with your wisdom! I am Your servant, please give me a discerning heart to govern Your people and to distinguish between right and wrong. For who is able to govern this great people of Yours?" Solomon prayed.

The LORD was pleased that Solomon had asked for this. So God said to him "Since you have asked for this and not for long life or wealth for yourself, nor have you

Story-telling Tips

Ahead of time:

1. Read the Bible verses and story. Pray!
2. Create story cue cards on index cards (or highlight text).
3. Practice telling story dramatically, timing your presentation. Shorten, if necessary to fit your allotted time.
4. Decorate area with story props that help bring your story alive.

During your presentation:

1. Maintain as much eye contact as possible as you tell the story. Point to/use props at important points in the story. Include the kids in your story with a few questions about what they think will happen or words/concepts that might be new to them.
2. Watch the kids for signs that their attention span has been reached. Shorten, if necessary.

asked for the death of your enemies but for discernment in how to be a good and just king, I will do what you have asked. I will give you a wise and discerning heart, so that there will never have been anyone like you, nor will there ever be. Moreover, I will give you what you have not asked for—both riches and honor—so that in your lifetime you will have no equal among kings. And if you walk in my ways and obey my statutes and commands as David your father did, I will give you a long life,” the LORD told him. Then Solomon awoke—and he realized that God had spoken to him through a dream.

Solomon was so thankful! The LORD promised to give him not just some wisdom, but more wisdom than anyone had ever had! Solomon went back to the altar and made more sacrifices—this time they were offerings of thanks to the LORD. Then, Solomon took all the leaders back home and gave them all a great feast to celebrate. How happy Solomon was! He did not have wisdom to rule the people of Israel, but the LORD promised that He would give Solomon all the wisdom he needed! That was indeed a lot to be thankful for!

It wasn't long before Solomon's great wisdom was tested. Two women came to the king and stood before him. One of them said, "My lord, this woman and I live in the same house. I had a baby while she was there with me. The third day after my child was born, this woman also had a baby. We were alone; there was no one in the house but the two of us."

"During the night this woman's son died because she lay on him," the one woman told the king. "So she got up in the middle of the night and took my son from my side while I your servant was asleep. She put him by her side and put her dead son by my side. The next morning, I got up to nurse my son—and he was dead! But when I looked at him closely in the morning light, I saw that it wasn't the son I had borne.

"No! The living one is my son; the dead one is yours!" the other woman blurted out.

But the first one insisted, "No! The dead one is yours; the living one is mine." And so they argued back and forth before the king.

How would King Solomon solve this problem? There were no witnesses. How would he decide which woman lied and which one told the truth. There was only one

way, "God, fill my heart with your wisdom!" Solomon prayed. And just as the LORD promised, He gave Solomon with wisdom he needed, by His Holy Spirit.

The king said, "This one says, 'My son is alive and your son is dead,' while that one says, 'No! Your son is dead and mine is alive.'

"Bring me a sword," King Solomon commanded. So they brought a sword for the king. He then gave an order: "Cut the living child in two and give half to one and half to the other."

The woman whose son was alive was filled with compassion for her son and said to the king, "Please, my lord, give her the living baby! Don't kill him!"

But the other said, "Neither I nor you shall have him. Cut him in two!"

Then the king gave his ruling: "Give the living baby to the first woman. Do not kill him: she is his mother." When all Israel heard the verdict the king had given, they held the king in awe, because they saw that he had wisdom from God to rule justly. (1 Kings 3)

This was just the beginning of the wise things Solomon did and said. Solomon became known all around the ancient world for his wisdom and many of his wise sayings are written in the book of the Bible we call Proverbs. God was good to his promises. He promised to give Solomon godly wisdom to be a good ruler and by His Holy Spirit, that's just what God did for him.

Are you curious what were some of the wise things the Holy Spirit taught King Solomon? You can read some of them for yourself, even today. Solomon wrote down many of them and they are the part of our Bible called the book of Proverbs. Ask God to help you learn them and obey them, then you, too, will be blessed by the wisdom of God, given to Solomon long ago through the Holy Spirit.

Cracking the Case:

It's time to answer our Case Questions.

1. Who was the Wonderful Wiseman? Why did he want to be wise?? David was the King Solomon. He knew he could not rule Israel on his own. He needed God's wisdom to rule well.

2. Who gave him wisdom? How did he use his wisdom? How did he not use it?

The Holy Spirit gave him wisdom. The Holy Spirit gave Solomon an especially wise mind. But, He also used

Solomon's reading of God's Word and learning from the wisdom of others. Solomon used his wisdom to rule the people well in many ways and to teach others wisdom. He did not always live out what he learned. It was as he went against the wisdom God gave him that many troubles came to him and to Israel.

Something For You and Me

Our Bible Truth is:

The Holy Spirit Gives God's People Wisdom

Our Bible Verse is: John 14:16-17

"And I will ask the Father, and he will give you another Helper, to be with you forever, even the Spirit of truth, whom the world cannot receive, because it neither sees him nor knows him. You know him, for he dwells with you and will be in you."

God gave wisdom to Solomon but what about us? Could He give wisdom to us? Yes, God promises to give wisdom, by His Holy Spirit, to all who turn from their sins and trust in Jesus as Savior.

And maybe we don't need the wisdom to rule like a king or queen or president, but there are many things we still need wisdom for. But, our prayer should be like Solomon: God, fill my heart with your wisdom!" And if we are those who trust in Jesus as our Savior, we can know that He will answer our prayers!

Let's praise God for sending His Holy Spirit to His people to guide them and give them wisdom. Let's ask Him to work in our hearts. Let's ask Him to help us to turn away from our sins and trust Him as our own Savior. Let's ask Him to fill us with the Holy Spirit and give us give us wisdom and hearts that long to obey what He tells us to do.

Close in prayer.

Closing ACTS Prayer

A God, we praise You for being the Gracious Giver of Wisdom.

C God, we confess that many times we choose not to follow Your wisdom, even when we know what it is. We like doing things our own way, not Your. We need a Savior!

T God, we thank You for not expecting us to be wise on our own, but delighting in our humble prayers for You to give us the wisdom we need to do whatever You want us to do.

S God, work in our hearts! Help us to turn away from our sins and trust Jesus as our own Savior. Send Your Holy Spirit to live in our hearts and give us wisdom. Help us to live out the wisdom You give us in the Bible.

ACTS PRAYER ACTIVITY

Use this sheet to write down your ACTS Prayer

Instructions:

Use this sheet to help the children apply the Bible Truth into a prayer. You can use the ACTS provided or even better, have the kids think of their own applications. Also have the children add their personal requests to the prayer, too. Lead the children in the prayer or let them pray sections, with your help. Never force a child to pray! Non-readers can participate by you whispering a section of the prayer into their ear and allowing them to pray it aloud for the group.

ADORATION:

God, we praise You for being the Giver of wisdom through Your Holy Spirit.

God, we praise You for being.....

Add your own Adorations:

CONFESSION:

God, we confess that many times we chose not to ask You for wisdom. Instead we choose to do things our own way. We need Jesus to be our Savior! We need Your Holy Spirit to change our hearts to love You and live for You

God, we have sinned against You....

Add your own Confessions:

THANKSGIVING:

Thank You, God for all the wisdom You offer us from Your Holy Spirit. Thank You for this wisdom You have given us through the Bible, godly parents and friends, our teachers at church, and directly to our hearts as we pray.

God, we thank You for...

Add your own Thanksgivings:

SUPPLICATION:

God, work in our hearts, that we might turn away from our sins and trust in Jesus as our Savior. Send the Holy Spirit to live in our hearts. Give us wisdom to know how to love You and others; and, to know how You want us to live. Help us to live out the wisdom You give us!

God, we need Your help...

Add your own Supplication:

SNEAKY SNACK

Can you figure out how this snack ties in with our case?

Snack: Solomon's Crown

Pita bread Crowns Fold pita rounds in half and cut zig-zags along top to make top of crown. Spread a thin layer of peanut butter on each crown and add jewels of crasins, marshmallows, chocolate chips, raisins, candy-coated chocolate, etc.

This is only a suggestion. Feel free to modify. Be mindful of allergy issues among your children!

Case Tie-in: When it was time for Solomon to be crowned king of Israel, he asked the LORD for wisdom to rule the people well. The LORD was happy to fill Solomon with wisdom--so much wisdom that he was called the wisest man who ever lived.

SOUL FOOD

Food for thought during snack time

1. What does the snack have to do with the story?

Choose a few questions from the other activity discussion sheets to talk about during this snack time.

2.

3.

4.

5.

6.

7.

Directions: Read and discuss Bible Truth, using a FEW of the questions. Play game. Feel free to modify the game to fit your children.

The Holy Spirit Gives God's People Wisdom

The Holy Spirit gives God's people the wisdom they need to know God and to live for Him.

How does the Holy Spirit give God's people wisdom? He works in their hearts as they read the Bible, when they listen to Bible teaching, when they talk with other Christians, and when they pray.

This is one of the reasons why God's people set aside time to regularly read God's Word and pray. They know this keeps their heart open to hear the wisdom of the Holy Spirit. This is also one of the reasons why God's people gather together in churches: so they can learn God's Word from godly leaders; and, so they ask each other for help understanding what God's Word means and how to live it out. The Holy Spirit especially uses these things to help them understand God's truths and how God wants them to live them out.

There may be many things about God and His plans that God's people do not completely understand, but God will always give them the wisdom they need to live for Him. They only need to ask, and He promises to give it to them.

Understanding the Bible Truth

1. By whom does God give His people wisdom? *By His Holy Spirit, working in their hearts.*
2. What is wisdom? *Knowing what God wants us to do.*
3. What does the Holy Spirit give God's people wisdom to do? *To live their lives to please God.*
4. How does God give His people wisdom? *By the Holy Spirit, as they read the Bible, when they listen to Bible teaching, when they talk with other Christians and when they pray.*
5. What is one of the reasons why God's people set aside time to regularly read God's Word and pray? *This keep their hearts open to hear the wisdom of the Holy Spirit.*
6. What is one of the reasons why God's people gather together in churches? *So they can learn God's Word from godly leaders; and, so they can ask each other for help understanding what God's Word means and how to live it out.*
7. What does the Holy Spirit especially use to help God's people understand God's truths and how God wants them to live? *By regularly reading God's Word and praying. By gathering together in churches with other believers.*
8. What will probably be a mystery to God's people in this life? *Many things about God and His plans.*
9. What does God always promise to give His people? *The wisdom they need to live for Him.*
10. How can we become God's people? *By turning from our sins and trusting in Jesus as our Savior.*

Bible Verse Connection Question

1. What does our Bible Truth have to do with our **Bible Verse: John 14:16-17**: "And I will ask the Father, and he will give you another Helper, to be with you forever, even the Spirit of truth, whom the world cannot receive, because it neither sees him nor knows him. You know him, for he dwells with you and will be in you."?
Jesus promised to send the Holy Spirit to help God's people. He would live inside of them, giving them wisdom and teaching them how to live for God. He would never leave them. He would help them live for God.

Bible Truth Story Connection Questions

1. How did the Holy Spirit give Solomon wisdom? *He gave Solomon wisdom when he asked God for it. He gave Solomon wisdom to know how to rule wisely, in a way that pleased God. He filled his mind with wisdom as Solomon prayed and as he read God's Word..*

Life Application Questions

1. Why is it so important to pray and read the Bible each day, if God's people want the Holy Spirit to give them wisdom? *Because He gives them wisdom when they ask for it. He speaks to them when they pray and read the Bible.*
2. Why is it so important that God's people go to church to hear preaching and to know other Christians, if they want the Holy Spirit to give them wisdom? *Because He speaks to them through the preaching of the Bible and when they talk to Christians.*
3. How can we become God's people? *By turning away from our sins and trusting Jesus as our Savior.*

ACTS Questions

1. What is something we can praise God for because of this Bible Truth?

Praise God for being the Giver of wisdom through His Holy Spirit.

2. What are sins we can confess to God because of this Bible Truth?

Confess that many times we forget to ask God for wisdom. Many times we don't know want to know His wisdom because we want to do things our own way.

3. What is something we can thank God for because of this Bible Truth?

Thank God for all the wisdom He has given us (through the Bible, godly parents and friends, our teachers at church, in our hearts).

4. What is something we can ask God for because of this Bible Truth?

We can ask God to work in our hearts that we would want to turn away from disobeying Him and trust in this wonderful Jesus as our own Savior. Ask God to fill us with more and more wisdom through His Holy Spirit.

The Gospel

1. God gives His Holy Spirit to live inside His people. He gives them wisdom to know God and how to live for Him. How can someone become one of God's People and receive God's wonderful gift of the Holy Spirit? What is the gospel?

God is the good Creator and King of the world. He made people to worship Him and live by His good laws. But we are all sinners who have rebelled against Him. We all deserve death--God's just, eternal punishment for our sins. How terrible! But God has good news for us. In His great mercy, God sent His Son Jesus to earth to save sinners. Yes, Jesus, the perfect Son of God, left His home in heaven and became a man. He lived the perfect life that pleases God. (He's the only one who has ever done that!) He offered it up to God His Father as the perfect sacrifice for sins when He suffered and died on the cross. Then, on the third day, Jesus rose from the dead in victory. He had fully paid for the sins of God's people, so they wouldn't have to! Now all who turn away from their sins and trust in Jesus as their Savior will receive forgiveness of sins and eternal life with God. They will be His very own special people who will know Him and enjoy Him forever. We can be God's people, too, if we turn from our sins and trust in Jesus as our own Savior.

Game: Red Light, Green Light for Storks

Materials

Tape

Bible Truth Questions

Preparing the Game

1. Choose 20+ questions for your game from the Bible Truth Discussion Questions, or make up your own.
2. Write the Bible Truth questions on small thin strips of paper (or make a photocopy of the Bible Truth Discussion Questions and simply cut them into strips) and put them in the bag/bowl.
3. Tape a starting line and finish line at each end of the room.

Playing the Game

Have all the children stand facing you on the starting line. Tell them that you are the traffic light controller for storks. When you say "Green light" they can move forward with your back towards them. But when you say "Red light" they must freeze in stork position, balancing on one leg. You will turn around quickly and try to catch anyone moving or off balance. These children will choose a question to ask the class. If the class gets it right, then the children can join the game back at Start. If they do not, then the children have to wait it out until another round when a correct answer is given. Whoever makes it to the finish line first becomes the new traffic light controller for storks.

Game continues as number of questions, time, and attention span allow.

Optional TAKING IT TO OTHERS Activity: Quiz Questions

Have the children choose a few of the questions from the game to ask the parents/other children during TAKING IT TO OTHERS time. Help pre-readers by whispering the question in their ear and letting them ask it aloud to the parents/other children. Make sure you read the Bible verse aloud before you ask your questions.

Directions:

1. Write words to song in large print before class.
2. Play the song for the children, helping them follow along on the song sheet.
3. Discuss the song, using a few questions from the discussion sheet. *Don't use them all!*
4. Introduce sign language for key words of your choice from sign language sheet for your song. Use as few or as many as you think the children can learn.
5. Sing and sign the song. Sign language as well as large format lyrics and sheet music are found in the PFI Unit Songbook or online.
6. If desired, play the Song Game.

Optional TAKING IT TO OTHERS Activity: Presenting and Singing the Song

1. Sing and sign the song, encouraging the watching children/parents to join in.
2. Ask the class some of the questions listed below. The Bible Truth Connection Question is particularly good to help them understand how the song ties in with the Bible Truth.

The God of Abraham Praise

Listen to it on PFI ESV Songs 10, Track 20

Verse 2

His Spirit floweth free,
High surging where it will:
In prophet's word He spoke of old,
He speaketh still.
Established is His law,
And changeless it shall stand,
Deep writ upon the human heart,
On sea or land.

Understanding the Song

1. Who is "His Spirit?" *The Holy Spirit of God.*
2. Where does the Holy Spirit go and why? *He flows freely, where He wills to go, with the power to do to will of God the Father and the Son, like a surging, powerful wave.*
3. How did the Holy Spirit flow in prophet's word? *By giving the prophet God's words to speak and to write down.*
4. How does God speak still? *By the Holy Spirit working in our hearts as we hear the words of the Bible spoken and explained.*
5. What does it mean for God's law to be established and changeless? *To be established means that it is firmly in place and cannot be taken away. God's law—another name for the Bible—has been put in place by God. No one can change one of His laws that they don't like and make a new one instead. His law is changeless, always true.*
6. How is God's law written upon the human heart? *It is NOT written with a pen or pencil. It means that God made people to know deep down in their hearts that there is a God and to know what He has set up as right and wrong. It also means that it is God's Holy Spirit who helps God's people not just understand His Word, but to remember it and to apply it to their lives.*

Bible Truth Connection Question

1. How does this song relate to our **Bible Truth: The Holy Spirit Gives God's People Wisdom?**

God's Holy Spirit is powerful to teach us and give us wisdom. Whether it is the words of the prophets or the laws or the words of the Psalms in the Old Testament; or, the words of Jesus in the gospels or the letters of people like Paul in the New Testament, God's Holy Spirit uses God's Word, the Bible, to give us His wisdom. And the wonderful thing is, He doesn't just help us understand it with our minds. We can ask Him to "write it on our hearts"—which means, change us by His wisdom that we love and live for God.

Story Connection Question

1. How does this song relate to today's story? *When Solomon was to be crowned king of Israel, he asked God to make him wise. He wanted to understand God's laws and the words of the prophets so that he would rule over the people as God wanted him to. God answered Solomon's prayers by filling his mind with wisdom by His Holy Spirit.*

Life Application Questions

1. How can God's people be affected by the message of this song? *They can praise God for speaking to them, even today through the words of the prophets written in the Bible, through His law, and even by the way He made their hearts to know Him. They can ask Him to have His Holy Spirit fill them with understanding and desire to please Him.*
2. How can we become God's people? *By turning away from our sins and trusting in Jesus as our Savior.*

Bible Connection Question

1. What does this hymn have to do with our Bible Verse: **John 14:16-17**: "And I will ask the Father, and he will give you another Helper, to be with you forever, even the Spirit of truth, whom the world cannot receive, because it neither sees him nor knows him. You know him, for he dwells with you and will be in you."?
The Holy Spirit is the promised helper from God to His people. He works inside them, helping them understand God's laws, the words He spoke through the prophets, and all the rest of the Bible. He is the one who writes these words upon their hearts. That is, He is the one who works in them to help them remember and live by God's Word.

ACTS Questions

1. What is something we can praise God for from this hymn?
Praise God for being the Speaker of His Word through prophets long ago and that still speaks to us as we read His Word, the Bible.
2. What are sins we can confess to God from this hymn?
That many times we chose to disobey God's words, including the words of His prophets, written down in the Bible. We need a Savior!
3. What is something we can thank God for from this hymn?
We can thank God for giving us His Word to speak to His people, long ago through the prophet's and even today as we read it.
4. What is something we can ask God for from this hymn?
That God would work in our hearts that we might turn from our sins and trust Jesus as our Savior. Ask Him to help us to understand His prophets words, written in the Bible. Ask Him to help us obey all His commands.

Gospel Question

1. The LORD gave His people many promises about the Savior, Jesus, who would come to save His people. What is the good news of Jesus that the prophet's words of old promised? What is the gospel?
God is the good Creator and King of the world. He made people to worship Him and live by His good laws. But we are all sinners who've rebelled against Him. We all deserve death--God's just, eternal punishment for our sins. How terrible! But God has good news for us. In His great mercy, God sent His Son, Jesus to earth as a man to save sinners. He lived the perfect life that pleases God. (He's the only one who's ever done that!) He offered it up to God His Father as the perfect sacrifice for sins when He suffered and died on the cross. Then, on the third day, Jesus rose from the dead in victory. He had fully paid for the sins of God's people, so they wouldn't have to! Now all who turn away from their sins and trust in Jesus as their Savior will receive forgiveness of sins and eternal life with God. They will be His very own special people who will know Him and enjoy Him forever. We can be God's people, too, if we turn from our sins and trust in Jesus as our own Savior.

Song Game: Pass the Secret Sign

Materials

Sign Language signs used in song, particularly choose words with important meanings you want the children to learn, such as "grace", "redeem", etc.

Bag or bowl

Blindfold

Preparing the Game

1. Cut out signs and put in bowl.

Playing the Game

1. Practice the song and signs until the children know them well.
2. Have all the children stand in a tight circle, except one, "It" who will stand in the middle of the circle, blindfolded.
3. Have the children in the circle to put their hands behind their backs. Choose a sign from the bag and hand to a child in the circle, still keeping hands behind their backs, not looking at the sign.
4. When "It" says "Pass the Secret Sign", the children will begin to pass the sign around behind their backs.
5. When "It" says "Stop the Passing!" the child who has the sign freezes with the sign behind his back.
6. The child with the sign brings it around and looks at it. You can help the child practice the sign.
7. Then take the blindfold off of "It", watch the child with the card do the sign, then have "It" guess the name of the sign. (If desired, "It" can ask another child in the circle for help with their guess.)
8. The holder of the sign then becomes "It." Sing the song with all the signs, then repeat.

choose a FEW questions for discussion, then choose the game and/or music activity

Meditation Version: John 14:16-17

"And I will ask the Father, and he will give you another Helper, to be with you forever, even the Spirit of truth, whom the world cannot receive, because it neither sees him nor knows him. You know him, for he dwells with you and will be in you."

Alternate Memory Version: John 14:16,17

"And I will ask the Father, and he will give you another Helper, to be with you forever, even the Spirit of truth... You know him, for he dwells with you and will be in you."

Understanding the Bible Verse

1. Who is the "I" in this verse? Who is the "Father"? *Jesus is the "I". God is the "Father."*
2. Who is Jesus speaking to? When? *His first disciples, right before He is arrested and taken to the cross to die. Who else, besides Jesus' first disciples, is this promise for? It is for all believers--all who would ever turn from their sins and trust in Jesus as their Savior. They, too, will have the Holy Spirit come inside them and live in their hearts as their helper.*
3. Who is the Helper Jesus is promising? *God's Holy Spirit.*
4. How long will the Holy Spirit be with God's people? *Forever.*
5. How will the Holy Spirit help God's people? *He will live inside them, revealing and confirming what is true. He will help them understand, remember and live out God's Word.*
6. What other name does Jesus use for the Holy Spirit in this verse? *The Spirit of truth.*
7. What does Spirit of truth mean? *The Holy Spirit always reveals and confirms what is true. He will do this in the hearts of God's people. He will make them wise in God's Word and God's will.*
8. Who cannot receive the Holy Spirit? *The world.*
9. Who is the world that cannot receive the Holy Spirit? *World is a word with different meanings. Here, Jesus means that those who do not turn from their sins and trust in Jesus as their Savior are "the world."*
10. Why don't the world receive the Holy Spirit? *The Holy Spirit lives in the hearts of believers only. These are people who by faith believe that Jesus is the Savior. The world does not have faith. These are people who need to see to believe. These are people who do not know God.*
11. How do God's people know the Holy Spirit? *He dwells in them. They know Him in their hearts.*
12. Can someone who might be part of "the world" not ever come to have the Holy Spirit live inside them as their Helper? *Yes! When they turn from their sins and trust in Jesus as their Savior. He is God's gift to all who believe. And faith to repent and believe is a gift God loves to give all those who ask for it!*

Bible Truth Connection Question

1. What does this verse have to do with the **Bible Truth: The Holy Spirit Gives God's People Wisdom?**

Jesus promised His disciples that after He rose from the dead and went to heaven that He would not leave them alone. He would send them the Holy Spirit to be their helper. He would live inside of their heart, giving them wisdom and helping them know and love God, and live for Him. He would be with them forever.

Story Connection Question

1. How does this verse relate to our story? *Solomon lived many years before Jesus did. While the Holy Spirit filled his mind with much wisdom, Solomon never enjoyed the Holy Spirit dwelling in his heart like God's people did after Jesus died on the cross for their sins. But Solomon did know the promises in God's Word about the coming of the Messiah. In faith, he like all of God's people, looked forward in faith to the day He would come and bring salvation and all the wonderful gifts that came with it--including the gift of the Holy Spirit living in their hearts.*

Life Application Questions

1. Who will God give His Holy Spirit to today?
All His people; all those who turn from their sins and trust in Christ and live for Him.
2. How can we have the Holy Spirit be our Helper? How can He come to dwell inside us and we know Him?
When we turn away from our sins and trusting in Jesus as our Savior.

ACTS Questions

1. What is something we can praise God for from this Bible verse?

Praise God for being the Giver of a Helper to live inside His people forever.

2. What are sins we can confess to God from this Bible verse?

That many times we want to do things on our own. We don't want a Helper, even though we need Him if we are to live for God. We need a Savior! We need the Holy Spirit!

3. What is something we can thank God for from this Bible verse?

We can thank God for sending the Holy Spirit to be His people's Helper. We can thank God for not having His people live life on their own. We thank Him for giving Him to them always to be with them, to live inside them...forever!

4. What is something we can ask God for from this Bible verse?

We can ask God to work in our hearts that we would want to turn away from disobeying Him and trust in this wonderful Jesus as our own Savior. We can ask Him to give us His Holy Spirit to live in our hearts so that we can know Him and He can help us to know God and His truth, and live for Him.

The Gospel

1. What must we do if we want to know God and be filled with His Holy Spirit? What is the gospel?

God is the good Creator and King of the world. He made people to worship Him and live by His good laws. But we are all sinners who have rebelled against Him. We all deserve death--God's just, eternal punishment for our sins. How terrible! But God has good news for us. In His great mercy, God sent His Son Jesus to earth to save sinners. Yes, Jesus, the perfect Son of God, left His home in heaven and became a man. He lived the perfect life that pleases God. (He's the only one who has ever done that!) He offered it up to God His Father as the perfect sacrifice for sins when He suffered and died on the cross. Then, on the third day, Jesus rose from the dead in victory. He had fully paid for the sins of God's people, so they wouldn't have to! Now all who turn away from their sins and trust in Jesus as their Savior will receive forgiveness of sins and eternal life with God. They will be His very own special people who will know Him and enjoy Him forever. We can be God's people, too, if we turn from our sins and trust in Jesus as our own Savior.

Game: Ball Circle Toss

Materials

Bible Verse written up in large print so that all can see
Foam or other soft surface ball

Preparing the Game

None.

Learning the Verse

Some or all of your children may be non- or early readers. Teach the verse in sections, having them say it after you. Repeat a few times. Add clapping or other movement as they say it.

Directions

1. If desired, lead the children in a discussion of a **FEW** of the most important questions before beginning game.
2. Explain the game to them as follows:
Have the children spread out in a circle, arm's length apart. Explain that everyone together will chant the verse slowly, word by word, and toss the ball to another child with each word chanted. They want to try to chant the whole verse without dropping the ball. Speed up the pace of the chanting as the children get good at chanting and catching.

Game continues as time and attention span allow.

Alternative Game Version:

1. Individual chant version: After the children can get through the verse without dropping the ball and chanting the verse together, have them try to get through the entire verse with only the person throwing the ball saying the next word.
2. No Hands Version: Have the children sit on the floor and roll the ball to each other. They must try to trap the ball with their legs, etc. (no hands) instead of trying to catch it.

Optional TAKING IT TO OTHERS Activity: Quiz Questions

Have the children choose a few of the questions from the game to ask the parents/other children during TAKING IT TO OTHERS time. Help pre-readers by whispering the question in their ear and letting them ask it aloud to the parents/other children. Make sure you read the Bible verse aloud before you ask your questions.

Directions:

1. Write words to song in large print before class.
2. Play the song for the children, helping them follow along on the song sheet.
3. Discuss the song, using a few questions from the discussion sheet. *Don't use them all!*
4. Introduce sign language for key words of your choice from sign language sheet for your song. Use as few or as many as you think the children can learn.
5. Sing and sign the song. Sign language as well as large format lyrics and sheet music are found in the PFI Unit Songbook or online.
6. If desired, play the Song Game.

Optional TAKING IT TO OTHERS Activity: Presenting and Singing the Song

1. Sing and sign the song, encouraging the watching children/parents to join in.
2. Ask the class some of the questions listed below. The Bible Truth Connection Question is particularly good to help them understand how the song ties in with the Bible Truth.

I Will Ask the Father

Listen to it on PFI ESV Songs 10, Track 21

I will ask the Father,
 And He will give you,
 Another Helper to be with you forever,
 A helper to be with you forever,
 Even the Spirit of truth,
 Even the Spirit of truth.

You know Him, for He dwells with you,
 And will be in you,
 Another Helper to be with you forever,
 A helper to be with you forever,
 Even the Spirit of truth,
 Even the Spirit of truth.
 John Fourteen, sixteen and seventeen.

Song Game: Mimic Me!

Materials

Sign Language
 Song

Preparing the Game

None.

Playing the Game

1. Practice the song and signs until the children know them well. Choose a person to be the leader and let them decide upon an action for everyone to do as they sing the song, such as jump on one foot, etc.
2. Sing the song while doing the chosen action.
3. Select another child to be the leader.
4. If desired, you can choose a different action for different important words in the song, such as jump on one foot when you sing the word "grace", but clap your hands when you sing the word "Jesus". Ask the children the meaning of each of the words before adding in their action.

Game continues as number of questions, time, and attention span allow.

STORY REVIEW

Directions: Read and discuss Bible Truth, using a FEW of the questions. Play game. Feel free to modify the game to fit your children.

General Story Questions

1. About how old was Solomon when he became king? *He was a teenager.*
2. What animal was he placed on to go to Gihon to be anointed king? Why? *A mule, kind of like the "Mercedes-Benz animal" of the time. They were very costly b/c they couldn't reproduce.*
3. What did the cheering of the people cause? *The ground to shake.*
4. What was Solomon thinking about when he was crowned king?
He didn't have wisdom to rule the people well on his own.
5. Where did Solomon go after he was anointed? To do what? *He went to Gibeon to make sacrifices to the LORD on the bronze altar outside the Tabernacle.*
6. How many sacrifices did Solomon make? Why? *He made a 1000 sacrifices as a part of asking God to bless his reign as king over Israel.*
7. What did God ask Solomon in the dream? What did Solomon give as his answer? *For Solomon to ask him for whatever he wanted. He asked for wisdom to rule the people well.*
8. What did God give Solomon, in answer to the dream? *He promised to give Solomon more wisdom than any man who had ever lived.*
9. What else did God give Solomon? *The things that Solomon could have asked for, but didn't: riches, safety from enemies and fame.*
10. What was the problem the two women had? *One woman's baby had died when it had accidentally been smothered. The women were fighting over whose baby had died.*
11. How did Solomon solve the women's problem? *Using the wisdom God had given him, Solomon ordered for the living baby to be cut in two. The real mother of the baby had mercy on the baby and did not want it killed. That was how he figured out who the real mother was. He gave the baby to her.*
12. Does God still give wisdom to His people today? How? *Yes! He gives wisdom to them through His Holy Spirit, as they read the Bible, listen to the pastor preach, pray and speak with other Christians.*

Bible Truth Connection Questions

1. What does this story have to do with our Bible Truth: The Holy Spirit Gives God's People Wisdom? *Solomon asked the Lord for wisdom to rule the people well. The Lord, through the Holy Spirit, gave Solomon more wisdom than any man who has ever lived.*

Bible Verse Connection Question

1. What does the story have to do with our **Bible Verse: John 14:16-17**:*"And I will ask the Father, and he will give you another Helper, to be with you forever, even the Spirit of truth, whom the world cannot receive, because it neither sees him nor knows him. You know him, for he dwells with you and will be in you."*
Solomon lived many years before Jesus did. While the Holy Spirit filled his mind with much wisdom, Solomon never enjoyed the Holy Spirit dwelling in his heart like God's people did after Jesus died on the cross for their sins. But Solomon did know the promises in God's Word about the coming of the Messiah. In faith, he like all of God's people, looked forward in faith to the day He would come and bring salvation and all the wonderful gifts that came with it--including the gift of the Holy Spirit living in their hearts.

Life Application Questions

1. What is something we can learn from Solomon's life that pleases God? *That God delights to answers the humble prayers of people who desire to live their lives according to His good ways. Perhaps we will never be a king or queen and have to rule over many people, but God will give us wisdom to live according to His good ways, if we ask Him to.*
2. What is the wisest thing God calls all of us to do? *To turn away from our sins and trust in Jesus as our Savior.*

ACTS Questions

1. What is something we can praise God for being that we learned in our story?

Praise God for being the Gracious Giver of Wisdom.

2. What is something we can confess as sin that we learned in our story?

Confess that many times we choose not to follow God's wisdom, even when we know what it is. We like doing things our own way, not God's. We deserve God's punishment! We need a Savior!

3. What is something we can thank God for that we learned in our story?

We can thank God for not expecting us to be wise on our own, but delighting in our humble prayers for Him to give us the wisdom we need to do whatever He wants us to do.

4. What is something we can ask God for that we learned in our story?

We can ask God to work in our hearts, helping us to turn away from our sins and trust Jesus as our own Savior. We can ask Him to send the Holy Spirit to live in our hearts and give us wisdom. We can ask Him to help us to live out the wisdom He gives us in the Bible.

The Gospel

1. There is only one man who ever lived who is wiser than Solomon. That is Jesus. Jesus was different from Solomon in another way. He was the perfect Son of God. He never sinned. He perfectly lived by the wisdom of God and He did it to save His people from their sins. How did He do this? What is the gospel?

God is the good Creator and King of the world. He made people to worship Him and live by His good laws. But we are all sinners who have rebelled against Him. We all deserve death--God's just, eternal punishment for our sins. How terrible! But God has good news for us. In His great mercy, God sent His Son Jesus to earth to save sinners. Yes, Jesus, the perfect Son of God, left His home in heaven and became a man. He lived the perfect life that pleases God. (He's the only one who has ever done that!) He offered it up to God His Father as the perfect sacrifice for sins when He suffered and died on the cross. Then, on the third day, Jesus rose from the dead in victory. He had fully paid for the sins of God's people, so they wouldn't have to! Now all who turn away from their sins and trust in Jesus as their Savior will receive forgiveness of sins and eternal life with God. They will be His very own special people who will know Him and enjoy Him forever. We can be God's people, too, if we turn from our sins and trust in Jesus as our own Savior.

Game: Tell the Truth Basketball

Materials

- 3 baskets
- A ball
- Paper and marker
- Masking Tape
- 20+ statements that are true, false or not in the story

Preparing the Game

1. Use the Story Review Questions to come up with 20+ statements about the story that are true, false, or not in the story.
2. Write the words “true”, “false”, and “not in the story” on separate pieces of paper and tape each to a basket. Use the masking tape to make a throw line. Place the baskets in a line, a reasonable throwing distance from the throwing line.

Playing the Game

Divide the children into two teams and have them line up at the throw line. Ask a child to come up to the throw line. Read him one of the statements and ask him to give his answer: true, false, not in the story by throwing the ball into the basket with the right answer card on it. If correct, then he scores 2 points for his team. If incorrect or accidentally goes into the wrong basket, the statement is read to the first person in line for the other team. If he tosses the ball into the right basket, then he scores one point for his team.

Play continues as statement cards last, or as time and attention span allow.

Non-competitive Option

Don't split into teams. Have the children take turns making baskets and answering the questions.

Optional TAKING IT TO OTHERS Activity: Quiz Questions

Have the children choose a few of the questions from the game to ask the parents/other children during TAKING IT TO OTHERS time. Help pre-readers by whispering the question in their ear and letting them ask it aloud to the parents/other children.

CASE REPLAY ACTIVITIES

Use this guide to review the Case Story and act it out for others to enjoy!

CASE REPLAY, JR: YOUNGEST CHILDREN

Description: The children will act out the story together, everyone doing the same action/sound effect at the same time. This activity is most suitable for kindergarteners.

Materials

The Case RePlay, Jr. script for younger children

Preparation

1. Read through the script and write in the blanks along the side possible actions/sound effects the children could do to act it out.

Instructions

1. Tell the children that they will be re-enacting the story together as you tell it.
2. As you read the script, lead the children in actions/sound effects to do with you.
3. If desired, you can read the script and stop at certain sentences and ask them what a good action/sound effect would be to act out what you just read.
4. Repeat the re-enactment one or two times more.

CASE REPLAY, SR: OLDER CHILDREN

Description: The children act out the story as a three-scene play. You will narrate it using the Case RePlay, Sr. script and they will act it out (no spoken words, for the most part), with each child assuming a different character's role. This activity is most suitable for first grade and up. You will review the story, then practice it a few times before performing it for others.

Materials

The Case RePlay, Sr. script
White board or other large format paper
Costumes and props

Preparation

1. Prepare for the play by choosing costumes and props for each character in the story. Decorate the area with any scenery props.
2. Write the words "Beginning," "Middle," "End" on a large piece of paper/whiteboard with plenty of space under each heading. You will use this paper to help the children think about the story as a three-scene play, as it is presented in the script.

Instructions

1. Tell the children that they will get to act out the story as a three-scene play, with a beginning, middle and end section. Tell them that before they can act it out, they need to think it out. as you narrate it with your script.
2. Take the children's answers as they recount the story, helping them put key incidents in the right order.
3. If desired, when they have filled in their Beginning, Middle, End, read through your whole (real) script, so they hear exactly what you will have them act out.
4. Then tell the children that it's time to practice acting out the story.
5. Assign parts to each child. If you are using costumes, do NOT give them out at this point. They will be a distraction.
6. Have all the children sit on the floor or in chairs on one side of the "stage," then call the characters up in place as their part in the story comes.
7. As you read the script, guide the children in where you want them to move or do to act it out.
8. After going through the whole script once, give out any costumes and props and act out the script once or twice more.

Optional TAKING IT TO OTHERS Activity: Re-enacting the Story

Read the script as the children act out together (younger) or assuming different roles (older) as the other children or the parents watch.

CASE REPLAY, JR--YOUNGER KIDS (KINDERGARTEN) P.2

Welcome to our play! The name of our story is: The Case of the The Wonderful Wiseman.

This story starts out in Old Testament times, in palace of King David in Jerusalem, about 1000 years ago before Jesus lived on earth.

And now we present: "The Case of the Wonderful Wiseman."

Scene 1:

Solomon was only a teenager when his father, King David, crowned him king of Israel. He was given the crown and royal robes, then was put on the royal mule and taken to Gihon to be anointed king. The people cheers so loudly that the ground shook.

Actions:

Scene 2:

Solomon knew he did not have the wisdom to rule the people well. He and his officials went to Gibeon to make 1000 sacrifices before the LORD and ask for wisdom. The LORD came to Solomon that night in a dream and asked Solomon what he wanted. Solomon asked for wisdom to rule well. The LORD promised to give him wisdom as well as a long life, riches, and honor. Solomon was so happy about God's answer that he went and made thank offerings, then had a big feast to celebrate.

Scene 3:

Solomon's wisdom was soon put to the test when two women brought their case before him. One woman's baby had died and the other woman said that the first woman had switched babies in the night so that she would think that it was her baby had died. God gave Solomon wisdom to reveal the truth. He called to have the baby cut in two. The real mother cried out for mercy for the baby, while the other woman asked it be cut in two. Solomon gave the baby to the woman who wanted to save the baby's life. She must be the real mother, because she would want to save the baby's life more than keep him for herself God had indeed given Solomon wisdom to rule well the people. Solomon became known throughout the world for the wisdom God gave him by His Holy Spirit. Solomon wrote down some of the wise things God taught him. We can read them today in our Bibles, such as in the book of Proverbs.

Bible Truth Tie-In:

The Bible Truth we are learning is: **The Holy Spirit Gives God's People Wisdom.** Solomon asked the Lord for wisdom to rule the people well. The Lord, through the Holy Spirit, gave Solomon more wisdom than any man who has ever lived.

CASE REPLAY, SR--OLDER KIDS (1ST GRADE AND UP) P.3

Welcome to our play! The name of our story is: The Case of the The Wonderful Wiseman.

This story starts out in Old Testament times, in palace of King David in Jerusalem, about 1000 years ago before Jesus lived on earth.

The characters in our story are: David; Solomon; Crowds of Israelites; Important men of Israel; Zadok the priest; two women and their two babies; and soldiers.

And now we present: "The Case of the The Wonderful Wiseman."

Scene 1: (Beginning)

Solomon was only a teenager when his father, King David, crowned him king of Israel. He was given the crown and royal robes, then was put on the royal mule and taken to Gihon to be anointed king. The people cheers so loudly that the ground shook.

Scene 2: (Middle)

Solomon knew he did not have the wisdom to rule the people well. He and his officials went to Gibeon to make 1000 sacrifices before the LORD and ask for wisdom. The LORD came to Solomon that night in a dream and asked Solomon what he wanted. Solomon asked for wisdom to rule well. The LORD promised to give him wisdom as well as a long life, riches, and honor. Solomon was so happy about God's answer that he went and made thank offerings, then had a big feast to celebrate.

Scene 3: (End)

Solomon's wisdom was soon put to the test when two women brought their case before him. One woman's baby had died and the other woman said that the first woman had switched babies in the night so that she would think that it was her baby had died. God gave Solomon wisdom to reveal the truth. He called to have the baby cut in two. The real mother cried out for mercy for the baby, while the other woman asked it be cut in two. Solomon gave the baby to the woman who wanted to save the baby's life. She must be the real mother, because she would want to save the baby's life more than keep him for herself God had indeed given Solomon wisdom to rule well the people. Solomon became known throughout the world for the wisdom God gave him by His Holy Spirit. Solomon wrote down some of the wise things God taught him. We can read them today in our Bibles, such as in the book of Proverbs.

Bible Truth Tie-In:

The Bible Truth we are learning is: **The Holy Spirit Gives God's People Wisdom.** Solomon asked the Lord for wisdom to rule the people well. The Lord, through the Holy Spirit, gave Solomon more wisdom than any man who has ever lived.

King Solomon's Crown

Description

The children will make a crown using cardboard and various decorating supplies.

Materials

1 cereal box per child

Decorating supplies, such as craft jewels, glitter/glitter glue, sequins, foam shapes, etc.

Stapler or packing tape

Preparing the Craft

1. Print out the three patterns for the crown and tape them together, end to end.
2. Cut the cereal box down one side, causing it to open up into a long rectangle.
3. Use the pattern to cut out the crown from the cardboard.
4. Set out decorating supplies
5. Make a sample of the craft for the children to see.

Making the Craft

1. Show the sample of the craft you have made.
2. Fit the crown to each child's head and staple or tape in place. (You may need to cut off excess cross before stapling/taping, depending on size of child's head.) Make sure that the plain side faces outward.
3. Have the children decorate the crown using the supplies.

Optional TAKING IT TO OTHERS Activity: Craft Presentation

If you are presenting the craft to other children or parents the children can hold up their crafts (or your model craft) and read their Bible Truth Connection answers to explain the importance of the craft.

CASE CRAFT**Discussion Guide****Instructions:**

As the children are settled into making their craft, ask them these questions to help them understand the craft's significance. Use the answers provided to guide the children's answers.

Discussion Questions

1. Who was to be the next king after David? *His son, Solomon.*
2. What did Solomon know that he would need to be a good king? Who alone could give him this? *Wisdom. Only the LORD could give him the wisdom he needed.*
3. What did Solomon do to ask for wisdom? *He offered a thousand sacrifices to the LORD and prayed to Him.*
4. What is Bible Truth that we are learning? *The Holy Spirit Gives God's People Wisdom.*
5. What does our craft have to do with our Bible Truth: The Holy Spirit Gives God's People Wisdom. *It is one thing to be crowned a king and another thing to rule wisely as a king. Solomon knew that only the LORD could give him the wisdom he needed to rule Israel well.*
6. What can our craft help us remember? *No matter how big or how hard the task God calls His people to, He will always give them the wisdom they need, by the Holy Spirit, to do what He wants them to do.*

TAKING IT TO OTHERS**Craft Presentation****Instructions:**

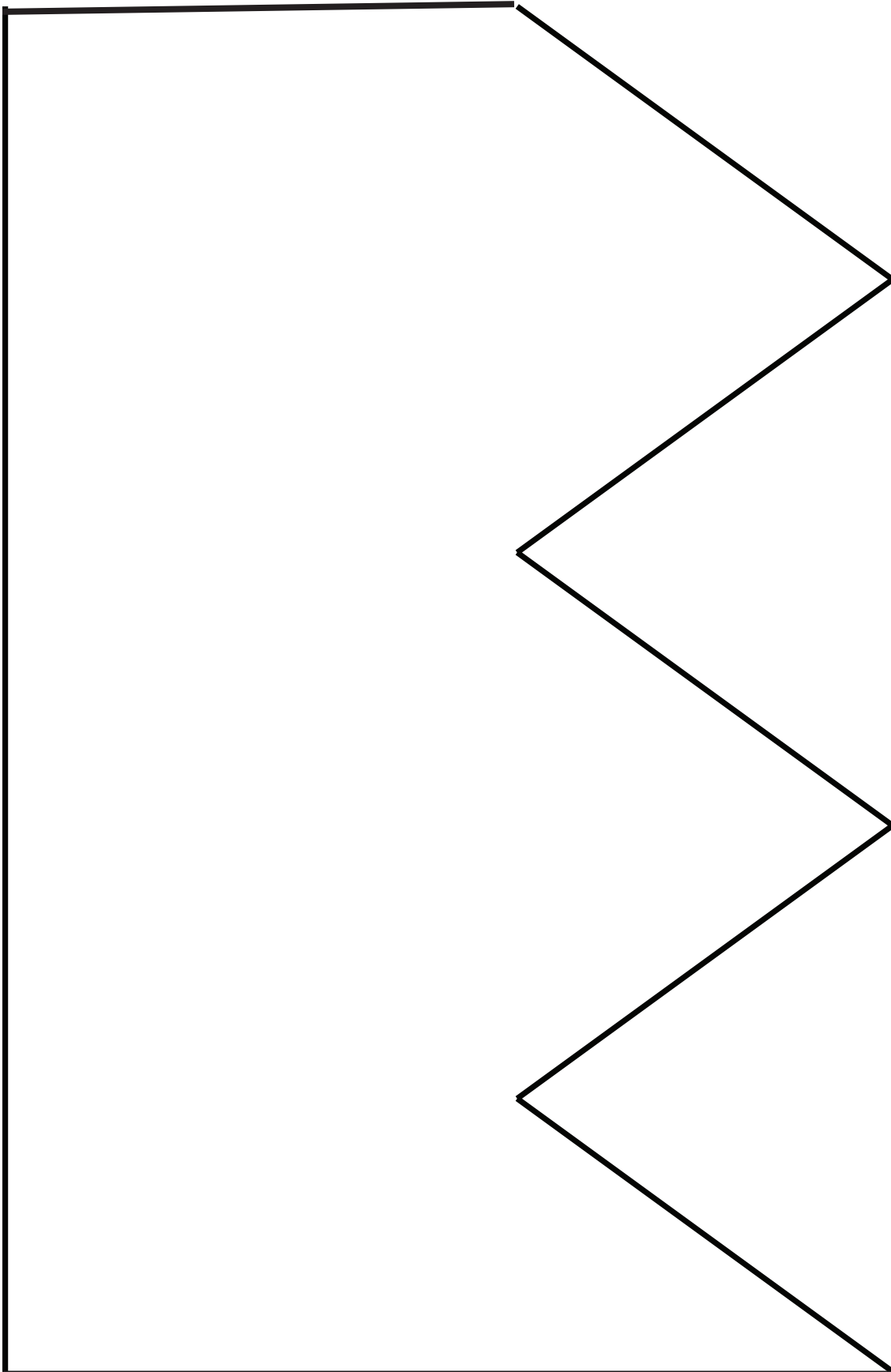
Have children hold up your model craft/their crafts. Choose five children (or you say) the five sections below to explain the craft's importance.

Presentation:

1. Our craft is: King Solomon's Crown.
2. In Gibeon, Solomon offered a thousand sacrifices and prayed to the LORD for wisdom after being crowned the king of Israel because he knew that only the LORD could give him the wisdom he needed to be a good king for the people of Israel.
3. Our Bible Truth is: The Holy Spirit Gives God's People Wisdom.
4. It is one thing to be crowned a king and another thing to rule wisely as a king. Solomon knew that only the LORD could give him the wisdom he needed to rule Israel well.
5. Our craft can help us remember that no matter how big or how hard the task God calls His people to, He will always give them the wisdom they need, by the Holy Spirit, to do what He wants them to do.

Note: Even non-readers can participate in presenting the craft, if you will whisper what they are to say in their ear and let them say it aloud for the others to hear.

Crown Part 1



BEFORE CLASS:**1. PICK YOUR PERSON**

VIPPs can be anyone in your church! Typically, they fall into 6 categories: Church staff, Elders, Deacons/deaconesses, Special Volunteers (people who aren't paid, but spend a lot of time helping out in particular ways), Supported Workers (aka missionaries), and Church Members.

2. GATHER YOUR FACTS

Use the VIPP Information Sheet to write down the facts about your VIPP. The information on this worksheet is used in the VIPP activities, listed in the "Choose an Activity" section below.

DURING THE ACTIVITY:**1. INTRODUCE YOUR VIPP**

Introduce your VIPP to the children, using the VIPP Information Sheet. Fill in a set of VIPP Clue Cards with the information for your VIPP. If desired, you can even have the actual person come into class for the children to meet.

Need help describing what someone does for the church in a kid-friendly way? Check out the list of common VIPPs on the Praise Factory website in the PFI resources. There are lots of kid-friendly descriptions for common VIPP's, such as pastors, elders, deacons and a lot more.

2. PRAY!

Lead the children in praying for the VIPP. Ask the children if they would like to pray for one of the VIPPs prayer requests. Even non-readers can pray for the VIPP if you whisper the prayer request in their ear, then let them say it aloud. Never force a child to pray!

3. CHOOSE AN ACTIVITY

There are two activities you can use to help the children learn about the VIPP:

VIPP Clue Cards: These are nine coloring sheets in which children fill in the nine things they learn about the VIPP from the VIPP Information Sheet. Photocopy a set of each child. Use as few or as many of these Clue Cards as you desire.

VIPP Game: This is a game that uses a set of Clue Cards for one or two VIPPs.

Choose a VIPP and fill in his/her information on the VIPP Information Sheet. Fill in a set of VIPP Clue Cards with the information for your VIPP. Tell the children about the VIPP, having them fill in the VIPP Clue Cards with the key facts as they learn them. Write any words the children need to write on a white-board or other piece of paper so they can see how to spell them. Help younger children write these words on their clue cards. Ideas for how to tell the children about many common VIPPs are listed at praisefactory.org with the resources for this Bible Truth.

Optional TAKING IT TO OTHERS Activity: Introduce and Pray for the VIPP

If you are presenting the VIPP to other children or parents you can assign children to hold up the 10 clue cards and say what each card tells about the VIPP. (Or, you can have the children hold them up as you tell what each one means.) Then lead the children in praying for the VIPP.

Game: Crabbin' Around

Materials

Information Sheet for two VIPPs

2 Sets of Clue Cards

Tape

A Bag

Preparing the Game

1. Fill in one set of clue sheets for the VIPP you are using.
2. Put all the Clue Cards in a bag, except for the ones with the names and pictures of the VIPPs.
3. Tape the picture and name of each VIPP to the wall, about 3 feet from the ground.

Playing the Game

Reveal: Tell the children about the VIPPs, showing them your filled-in clue cards as you tell about them.

Review: Put the Clue Cards for both VIPPS put in one bag. Mix up. Have children sit down, with their legs in front of them and their hands propped behind them. Show them how to get in crab position and try moving around. (Moving on hands and feet, with front side facing up). Tell them that you will pull out a clue, tell them what it is and they are to crab-crawl their way to the picture of the person who it belongs to. Give them the answer after everyone has run to their guessed person. Continue until all clues have been used up.

VIPP INFORMATION SHEET

VIPP NAME:

WHAT VIPP LOOKS LIKE

Man or Woman? _____

Hair color? _____

Eye color? _____

FAVORITE ANIMAL

FAVORITE FOOD

FAVORITE FREE TIME ACTIVITY

WHAT VIPP DOES DURING WEEK

VIPP GROUP OF SERVICE:

Church Member

Deacon

Elder

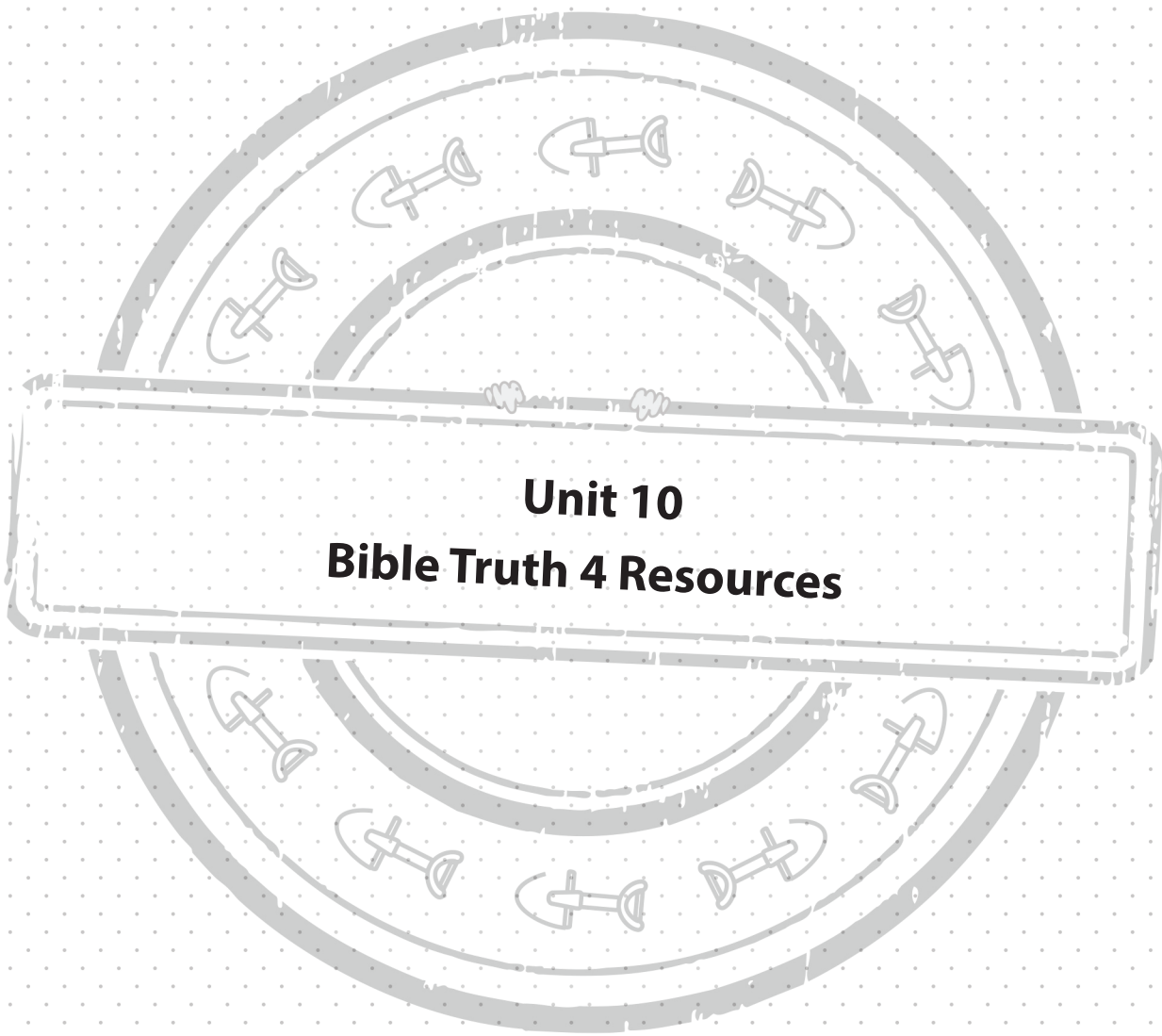
Church Staff

Special Volunteer

Supported Worker
(Missionary)

3 WAYS VIPP SERVES CHURCH

**3 WAYS TO PRAY FOR
THE VIPP**



Unit 10
Bible Truth 4 Resources

BIBLE TRUTH 4 OVERVIEW

Unit 10: The Holy Spirit, The Indwelling God

Big Question and Answer: "What does the Holy Spirit do in God's people? He changes their hearts to be like Jesus!"

Bible Verse: "I will give you a new heart, and a new spirit I will put within you." Ezekiel 36:26

Bible Truth 4 Concept: The Holy Spirit Builds God's Church

Many people think that a church is a building, but it's not. Church is the name for all of God's people.

God's Church is built by the Holy Spirit, one person at a time. The Holy Spirit works in the hearts of people, giving them the gift of faith as they hear God's Word, the Bible. The Holy Spirit helps them believe God's Word, turn away from their sins, and trust in Jesus as their Savior.

God has always planned for the Holy Spirit to bring people from everywhere in the whole world to be part of His people, the Church. The Bible tells us that the Church will be made up of people from every single people group and language in the world.

Every week, groups of God's people meet together to worship God in gatherings all over the world. This is what we call going to church. But in heaven, the whole Church--all of God's people, from everywhere and every time--will gather together to worship God forever. What a gathering that will be! The Bible tells us that it will be so many people that we won't even be able to count them.

We can be part of God's Church--God's people--too, when we turn from our sins and trust in Jesus as our Savior.

Bible Truth 4 Bible Verse

Meditation Version: Acts 9:31, NIV 1984

"[The church] was strengthened; and encouraged by the Holy Spirit, it grew in numbers, living in the fear of the Lord."

Bible Truth 4 ACTS Prayer

- A** God, we praise You for being the Builder of Your Church by Your Holy Spirit.
- C** God, we confess that we are all sinners who need You to give us faith to believe in Jesus. We need Your Holy Spirit to work in our hearts. We need Jesus to be our Savior!
- T** Thank You, God for calling people from every tribe, nation, and language to be Your people, the Church.
- S** God, work in our hearts, that we might turn away from our sins and trust in Jesus as our Savior. Send the Holy Spirit to live in our hearts that we might know and love You. and love Him. Build Your Church, in us and in people, all over the world!

Bible Truth 4 Stories

Lesson 1: The Case of the Big, Brickless Building (Old Testament)

Genesis 1-3,9; Ephesians 1; Revelation 7, 19

Lesson 2: The Case of the Banana Leaf Carving (Story of the Saints)

Lesson 3: The Case of the Forbidden Soldier (New Testament)

Acts 2,10

1. GETTING STARTED: Welcome and Opening Songs (*introduce unit and get kids moving with these songs*)

<p>Welcome</p>	<p>“Welcome to Praise Factory. We’re so glad you’ve joined us! Here at the PFI we are investigators. (That’s what the “I” stands for!) Investigators look for answers to questions. In PFI, we look for answers to big questions about God. We dig deep down in the truths of God’s Word to find them.”</p>
<p>Praise Factory Theme Song</p>	<p>“Let’s sing our Praise Factory Investigator’s theme song.”</p> <p>PFI: Praise Factory Investigators <i>PFI ESV Songs 10, Track 1</i></p> <p>We’re PFI: Praise Factory Investigators, Diggin’ deep down for truths in God’s Word, That’s PFI: Praise Factory Investigators, Diggin’ deep down for truths in God’s Word, We’re looking for answers to very big questions, Big questions about God, If you’re looking for answers to very big questions ‘bout God, come along, Join PFI: Praise Factory Investigators, Diggin’ deep down for truths in God’s Word, That’s PFI: Praise Factory Investigators, Diggin’ deep down for truths in God’s Word. Deep down, diggin’ down, Let’s go diggin’ down, Deep down, diggin’ down, ‘Til answers to all our Big Questions we’ve found. We’re PFI: Praise Factory Investigators, Diggin’ deep down for truths in God’s Word, That’s PFI: Praise Factory Investigators, Diggin’ deep down for truths in God’s Word.</p>
<p>Classroom Rules Song</p>	<p>An important part of Praise Factory is helping us worship God and love one another. Our WoGoLOA song reminds us how we should act. Let’s sing it.”</p> <p>WoGoLOA Rules Song <i>PFI ESV Songs 10, Track 2</i></p> <p>Refrain: WoGoLOA means “Worship God and love one another,” WoGoLOA means “Worship God and love one another.”</p> <p>WoGo means “Worship God.” Sound off, 1,2,3, Joyfully take part, Listen to others, Obey your teachers. (<i>Refrain</i>)</p> <p>LOA means “Love One Another.” Sound off, 1,2,3, Be kind, Be encouraging, Help others, help others. (<i>Refrain twice</i>)</p>

1. GETTING STARTED, continued

Opening Prayer	"Let's ask God to help us obey these rules, and to help us worship Him and love one another as we learn more about Him today. Let's pray." <i>Pray.</i>
<p>Big Question Under Investigation:</p> <p>Big Question 10 and Songs</p>	<p>"Now it's time to turn today's Big Question Under Investigation.</p> <p>It's: What Does the Holy Spirit Do in God's People?</p> <p>The Bible tells us that God is Father, Son and Holy Spirit. He is three Persons, but just one God. God, the Holy Spirit, carries out God's plans--especially God's plans to work inside His people and change their hearts. The Holy Spirit is God's wonderful gift to His people! He is their helper and their comforter. He helps them know and love God. He helps them live for Him.</p> <p>So the answer to our Big Question, 'What Does the Holy Spirit Do in God's People? is: He Changes Their Hearts to Be Like Jesus!'</p> <p>"Let's sing our Big Question Song(s): <i>choose one or both</i></p> <p>Big Q & A 10 Song <i>PFI ESV Songs 10, Track 3</i> <i>(adapted version of "Pop! Goes the Weasel)</i> What does the Holy Spirit do inside of God's people? What does the Holy Spirit do? He changes their heart!</p> <p>What Does the Holy Spirit Do in God's People? <i>PFI ESV Songs 10, Track 4</i></p> <p><i>Refrain</i> What does the Holy Spirit do in God's people? What does the Holy Spirit do in God's people? He changes their hearts, He changes their hearts, He changes their hearts to be like Jesus!</p> <p>Verse 1 He gives life to the hearts of God's people, He gives them the gifts of repentance and faith, He puts love in the hearts of God's people, He helps them love God and others always. <i>Refrain</i></p> <p>Verse 2 God gives power to the hearts of people, He gives them the courage to live boldly for Him, He gives wisdom to the hearts of God's people. He reveals His Holy Word to them. <i>Refrain</i></p>

1. GETTING STARTED, continued**Unit 10
Bible Verse**

You may also enjoy these songs:

A New Heart:
Ezekiel 36:26, ESV
PFI ESV Songs 10,
Track 6

Within You:
Ezekiel 36:26, ESV
PFI ESV Songs 10,
Track 7

You Shall Be Clean:
Ezekiel 36:25-27, ESV
PFI ESV Songs 10,
Track 8

"How do I know this is true? The Bible tells me so!

Ezekiel 36:36 tells us: "I will give you a new heart, and a new spirit I will put within you."

Big Question 10 Bible Verse Song

PFI ESV Songs 10, Track 5

Ezekiel 36:26

I will give you a new heart,
And a new spirit, I will put within you.
I will give you a new heart,
And a new spirit, I will put within you.
Ezekiel Thirty-six, twenty-six.

When we repent of our sins and trust in Jesus as our Savior, we become God's people. Not does He save His people from the punishment they deserved from their sins, but He changes them. He gives them a new heart--one that knows Him and loves Him. One that wants to please Him. God's Holy Spirit, Himself, comes to live inside them in this new heart. He is the one who brings about the wonderful changes in God's people. He helps them to know and love God. He helps them understand what God wants them to do and helps them to do it. He comforts them and reminds them of God's promises to them. His life in their heart is just a tiny taste of the wonderful life they enjoy with God when they go to live with Him in heaven forever.

2. DIGGING DEEP DOWN: Key Concept and Story (introduce the Bible Truth and tell the related story)**Bible Truth 4**

"It's time for us to dig down deeper for answers to our Big Question. We're learning **FOUR** Bible Truths that all tell us something about the Holy Spirit. We have learned some already. Can you remember any of them? (The Holy Spirit Lives in God's People; The Holy Spirit Gives God's People Courage; and, the Holy Spirit Gives God's People Wisdom.)

The Bible Truth we are going to be thinking about today is:

The Holy Spirit Builds God's Church.

Many people think that a church is a building, but it's not. Church is the name for all of God's people.

God's Church is built by the Holy Spirit, one person at a time. The Holy Spirit works in the hearts of people, giving them the gift of faith as they hear God's Word, the Bible. The Holy Spirit helps them believe God's Word, turn away from their sins, and trust in Jesus as their Savior.

God has always planned for the Holy Spirit to bring people from everywhere in the whole world to be part of His people, the Church. The Bible tells us that the Church will be made up of people from every single people group and language in the world.

Every week, groups of God's people meet together to worship God in gatherings all over the world. This is what we call going to church. But in heaven, the whole Church--all of God's people, from everywhere and every time--will gather together to worship God forever. What a gathering that will be! The Bible tells us that it will be so many people that we won't even be able to count them.

We can be part of God's Church--God's people--too, when we turn from our sins and trust in Jesus as our Savior.

2. DIGGING DEEP DOWN, continued

Bible Truth 4 Hymn

You may also enjoy this extra song: God's One, Big Plan PFI ESV Songs 10, Track 26

"Long ago, a man named Joseph Gilmore was thinking about this Bible truth, too. He wrote this hymn called "The Church's One Foundation." We're going to learn a verse from it."

The Church's One Foundation

PFI ESV Songs 10, Track 25

Verse 1

The Church's one foundation
Is Jesus Christ her Lord;
She is His new creation,
By Spirit and the Word:
From heav'n He came and sought her
To be His holy bride,
With His own blood He bought her,
And for her life He died.

Church is the Bible word for all of God's people. Jesus Christ is the Church's foundation because He is the only one who could save His people. Without Him, no one could ever be forgiven their sins and come to know God. He bought all of God's people by paying for their sins with His own blood when He died on the cross. The Holy Spirit works in each of God's people, helping them turn from their sins and trust in Jesus as their Savior when they hear God's Word.. He gives them a new heart that knows and loves God and want to serve Him. One day the whole Church will be together with Jesus. The Church will be like His bride whom He loves and delights in forever. And how the Church will love Jesus! Like a bride loves her new husband, but far, far more!

Bible Truth 4 Bible Verse and Song

You might also enjoy this extra song: Behold, A Great Multitude: Revelation 7:9-10, ESV PFI ESV Songs 10, Track 28

"The Bible verse we are going to be digging down into for this Bible Truth is:

Acts 9:31

"[The church] was strengthened; and encouraged by the Holy Spirit, it grew in numbers, living in the fear of the Lord."

The Holy Spirit strengthens and encourages God's people, the Church. He works in their hearts, giving people faith to repent of their sins and believe in Jesus as their Savior as they hear God's Word. He fills their hearts and helps them to grow in understanding God's Word and in loving God. He helps them to live in the fear of the Lord-- that is, He helps them want to honor and obey God most of all.

We've said our Bible verse, now let's sing it!

The Church Was Strengthened

PFI ESV Songs 10, Track 27

The church was strengthened,
and encouraged,
By the Holy Spirit,
by the Holy Spirit,
It grew in numbers,
it grew in numbers,
Living in the fear of, the fear of the Lord.
Acts Nine, thirty-one.

2. DIGGING DEEP DOWN, continued**LESSON 1 STORY****Old Testament Story:****The Case of the Big, Brickless Building**

Genesis 1-3,9;
Ephesians 1;
Revelation 7, 19

"Now it's time for today's story called: **The Case of the Big, Brickless Building.**

As you listen to the story, see if you can figure out:

1. Who planned the Brickless, Big Building? When did He plan it?

2. What did He make His building out of? How big is it to be?

(If desired, write these questions on a sheet of paper to refer to when the story is finished.)

Read story.

After reading story, ask for the children's answers to the questions.

1. Who planned the Brickless, Big Building? When did He plan it? God is the planner. He planned it even before He created the world.

2. What did He make His building out of? How big is it to be? People. Only God knows. But it is so big that it is made up of more people than we can count.

Close in prayer. (prayer suggestions included at end of story)

LESSON 2 STORY**Story of the Saints:****The Case of the Banana Leaf Carving**

"Now it's time for today's story called: **The Case of the Banana Leaf Carving.**

As you listen to the story, see if you can figure out:

1. Who made the Banana Leaf Carvings? Where was she from? Where did she go to live?

2. For whom did she make the Banana Leaf Carvings? Why did she travel there to make the carvings for them?

(If desired, write these questions on a sheet of paper to refer to when the story is finished.)

Read story.

After reading story, ask for the children's answers to the questions.

1. Who made the Banana Leaf Carvings? Where was she from? Where did she go to live?

Marilyn Laszlo. She was from Indiana and she went to Papua New Guinea, on the other side of the world.

2. For whom did she make the Banana Leaf Carvings? Why did she travel there to make the carvings for them? The Sepik Iwam people who spoke their language. Because she was part of God's plan to bring the good news of Jesus to this people group so they would be part of His Church, too.

Close in prayer. (prayer suggestions included at end of story)

2. DIGGING DEEP DOWN, continued**LESSON 3****New Testament Story:****The Case of the Forbidden Soldier**
Acts 2,10

"Now it's time for today's story called: **The Case of the Forbidden Soldier.**

As you listen to the story, see if you can figure out:

- 1. Who was the Forbidden Soldier? Who thought he was forbidden? Why?**
- 2. How did God show that he wasn't forbidden? What were God's plans for this soldier and others like him?**

(If desired, write these questions on a sheet of paper to refer to when the story is finished.)

Read story.

After reading story, ask for the children's answers to the questions.

1. Who was the Forbidden Soldier? Who thought he was forbidden? Why?

Cornelius. Peter and all the first believers. They were all of a Jewish background and mistakenly thought that God's people would all come from the Jews or people who first became Jews.

2. How did God show that he wasn't forbidden? What were God's plans for this soldier and others like him?

God gave Peter a special vision and then explained to him what it meant when he met Cornelius. For them to be part of His people, too. His Church would come from every people, not just Jews. *Close in prayer. (prayer suggestions included at end of story)*

3. TAKING ACTION: Response Activities *(choose from among these activities)***Response Activities**

- **ACTS Prayer Activity:** Add your own prayer requests to the ACTS prayer
- **Sneaky Snack:** Story-related snack
- **Bible Truth Review Activity:** Game with questions related to the Bible Truth
- **Bible Truth Hymn:** Music activities to learn a portion of a Bible Truth-related hymn
- **Bible Verse Review Activity:** Game with questions related to Bible Truth Bible verse
- **Bible Verse Song:** Music activities to learn the Bible Verse song
- **Story Review Activity:** Game with questions related to the Bible Truth and Case
- **Case RePlay, Jr. and Sr.:** Two drama activities that review the story: one for younger children, one for older children.
- **Craft:** Story-related craft
- **VIPP (Very Important Prayer Person):** Game and a coloring activity to help children learn about people in your church and how to pray for them.

(VIP resources: found online or at back of this book)

4. TAKING IT TO OTHERS *Optional presentations for the last few minutes of class***Presenting to Other Children**

If you split the children into different response activities, you can gather the children together again and have each small group make presentations to show the other children what they learned. Presentation ideas are included in the resources for each activity.

Presenting to Parents

If you keep your children together for response activities, you can have them make a presentation of something they have learned to their parents when they come to pick them up from class. Presentation ideas are included in the resources for each activity.

5. TAKING IT HOME *(Take Home Sheet)***PFI Pronto**

Give out the PFI Pronto for the case story as well as any other materials as the children are dismissed.

BIBLE TRUTH 4, LESSON 1: PLANNER/OVERVIEW

GETTING STARTED: Welcome and Opening Songs (*introduce unit and get kids moving with these songs*)

Welcome to Praise Factory: PFI: Praise Factory Investigators Theme Song *PFI ESV Songs 10, Track 1*

Rules to Help Us Worship God and Love One Another: WoGoLOA Classroom Rules Song
PFI ESV Songs 10, Track 2

Big Question Under Investigation: Big Question 10 Songs *PFI ESV Songs 10, Tracks 3,4*

Big Question Bible Verse: Ezekiel 36:26 Song: *PFI ESV Songs 10, Track 5*

Extra Bible Verse: Ezekiel 36:26, ESV Song: A New Heart PFI ESV Songs 10, Track 6

Extra Bible Verse: Ezekiel 36:26, ESV Song: Within You PFI ESV Songs 10, Track 7

Extra Bible Verse: Ezekiel 36:25-27, ESV Song: You Shall Be Clean PFI ESV Songs 10, Track 8

DIGGING DEEP DOWN: Key Concept and Story (*introduce the Bible Truth and tell the related story*)

Bible Truth 4: The Holy Spirit Builds God's Church

Bible Truth Hymn: The Church's One Foundation, v.1 *PFI ESV Songs 10, Track 25*

Extra Song: God's One Big Plan PFI ESV Songs 10, Track 26

Bible Verse: Acts 9:31

Bible Verse Song: The Church Was Strengthened *PFI ESV Songs 10, Track 27*

Extra Bible Verse Song: Behold, A Great Multitude Revelation 7:9-10 PFI ESV Songs 10, Track 28

Lesson 1 Old Testament: The Case of the Big, Brickless Building *Genesis 1-3,9; Ephesians 1; Revelation 7, 19*

TAKING ACTION: Response Activities (*choose from among these activities*)

Snack and Discussion Planner: From Every Tribe and Nation

ACTS Prayer: Prayer Sheet

Bible Truth Review: Discussion Questions and Game: Beanbag Scramble

Bible Truth Hymn: The Church's One Foundation, v.1 *PFI ESV Songs 10, Track 25*

Song, Sign Language and Song Game: Word Take Away **PFI ESV Songs 10 BOOK or ONLINE**

Bible Verse Review: Acts 9:31 Discussion Sheet and Game: Cross the Raging River

Bible Verse Song: The Church Was Strengthened *PFI ESV Songs 10, Track 27*

Song, Sign Language and Song Game: Big Voice, Little Voice **PFI ESV Songs 10 BOOK or ONLINE**

Story Review: Discussion Questions and Game: Go Fish

Case Replay, Jr: Drama Activity for Youngest Children (children do same story actions together)

Case Replay, Sr: Drama Activity for Most Children (children re-tell story with individual parts)

Craft: People from Every Tribe, Nation and Language

VIPP (Very Important Prayer Person) Prayer Time: Coloring Sheets (back of book) and Game: Hit the Wall

TAKING IT HOME: Take Home Sheet for Review and Family Devotions

PFI Pronto: Bible Truth 4, Lesson 1 **PFI ESV Prontos 10 BOOK or ONLINE**

The Case of the Big, Brickless Building *Genesis 1-3,9; Ephesians 1; Revelation 7, 19* by Connie Dever**Our story is called:****The Case of the Big, Brickless Building.****As you listen to the story, see if you can figure out:**

1. Who planned the Brickless, Big Building? When did He plan it?
2. What did He make His building out of? How big is it to be?

This story starts out before the beginning of time.

From before the beginning, God has been a builder with a grand plan. He planned to build something that to Him, was lovelier than the loveliest sunset, more precious than all the rubies and diamonds, more beautiful-sounding than the most melodious bird song, and more colorful than all the colors of creation. What was He planning to build? His Church! Yes, His Church!

Now this was no brick building, as you might be thinking. God's Church is actually made up of people! The Church is the name that Jesus used to stand for all of God's people. Yes, the Church is God's people from every time, every place, every nation, every language, every kind of person, with hearts full of love for Him and mouths full of His praise. And before the beginning, God planned to build His Church so that one day they would all live with Him and enjoy Him forever.

From the first days of creation, God did things to build His Church. God is spirit. If people were to know God, they would have to have a spirit, too. So when God created people, He created them with a spirit inside their bodies so that they could know and love Him. God was building His Church from people of every nation and language, people who would worship Him in spirit and in truth.

Then came another part of God's plan to build His Church: "Be fruitful and fill the earth," He commanded Adam and Eve. Later He told Noah and his family to do the same thing after the flood. If His Church were to be made of people from every part of the world as He planned, then they would need to spread out to the ends of the earth.

Some made ships and sailed to far away islands; some climbed tall mountains and made their homes near snowy peaks; others settled in thick jungles and forests. The peoples God created were filling the earth.

After awhile, people lived in about every part of the

world there is to live, just as God planned. One day, His beautiful Church would include people with every skin color, every language, every nation, and they would all lift up their praises to God.

But the people of the world, even though they had spread out far and wide into tribes and nations, did not look very much like the beautiful building of God's Church. You see, from the very first, starting with Adam and Eve, all people have rebelled against God. They turned away from Him and made their own idols. People who lived on islands worshiped gods of the sea and sky. People who lived in the mountains worshiped gods of the mountains. People who lived in the jungles and forests made gods of the trees and animals. There was little beautiful about these people now! Their--and our--hearts were ugly, broken and well, dead to God, because of sin. Every one of us deserve to be shut out from God's presence and never ever know Him. Could God make a beautiful Church out of people like these? Did sin ruin His plans?

No, it did not! From even before the beginning, God knew that all people would rebel against Him. So right then, even before the beginning, God planned to make His Church, His people, beautiful Himself, through His Son, Jesus. He would send Jesus, the very Son of God, to come to earth as a man. He would live a perfect life. One that was perfectly beautiful to God because there was no sin in anything Jesus thought or did or said. God planned that Jesus would offer up His perfect life on the cross as the perfect offering for the sins of all God's people--all who would ever turn from their sins and trust in Jesus as their own Savior, Through Jesus, God would forgive all of His people's ugly sin. He would fill

Story-telling Tips

Ahead of time:

1. Read the Bible verses and story. Pray!
2. Create story cue cards on index cards (or highlight text).
3. Practice telling story dramatically, timing your presentation. Shorten, if necessary to fit your allotted time.
4. Decorate area with story props that help bring your story alive.

During your presentation:

1. Maintain as much eye contact as possible as you tell the story. Point to/use props at important points in the story. Include the kids in your story with a few questions about what they think will happen or words/concepts that might be new to them.
2. Watch the kids for signs that their attention span has been reached. Shorten, if necessary.

their hearts with the Holy Spirit, making them beautiful and clean. Yes, it would be because of Jesus that God's people, the Church that God was building would be beautiful.

And that was just what God did! At just the right time, Jesus came and saved His people as He suffered and died on the cross. Then He rose in victory over sin and death. Now it was time for the next part of God's plan to build His Church.

"Go into every part of the world, making disciples of all people," Jesus told His followers. It was time to begin to bring the good news of salvation to the world so that God's Church would be from every people, just as He had planned.

How could eleven little men--those first disciples of Jesus-- do such a big, God-sized job by themselves? Well, they couldn't—and God never planned them to. God's Holy Spirit would do the building as He worked in the hearts of God's people.

"I will send the Holy Spirit to give you the right words to speak," Jesus told them. "I will teach you everything you need to know." The disciples remembered how Jesus had told them that the new life of forgiveness of sins and faith in Jesus comes through the Spirit. They trusted that the Holy Spirit would work as they obeyed Jesus' command to tell others the good news of salvation.

So the disciples went further and further away from their home, telling everyone who would listen the good news of salvation through Jesus. As they spoke, the Holy Spirit worked in hearts, just as Jesus had promised. He stirred the hearts of many to see that they were sinners and deserved God's punishment. He helped them turn away from their sins and gave them faith to trust in Jesus as their own Savior. One person at a time, the Holy Spirit changed ugly, broken, sinful hearts of rebellious sinners into the beautiful, Spirit-filled, God-loving hearts of God's people. God's Church was being built.

Dozens, hundreds, thousands, were saved by God, by Holy Spirit working in hearts as the disciples spoke. These new believers joined the first disciples in spreading the good news of salvation through Jesus. Further and further away God's people traveled. They

went out into all the world. And as they went, the Holy Spirit worked. God was building His Church from people of every nation and language.

Some got in ships and sailed to far away islands. They urged people to turn away from their sea and sky gods and turn to follow Jesus...and some did. Others climbed over tall mountains and went to tell those who made their homes on snowy peaks. They urged them to tur

n away from their mountain gods...and turn to follow Jesus...and some did. Still others made their way through thick jungles and forests and shared the gospel with the people who lived there. They told them to stop worshiping their gods of trees and animals and turn to follow Jesus...and some did. This is how the Holy Spirit has been building God's beautiful Church, all according to His plan, from before the beginning.

On and on, for thousands of years now, Jesus' followers have kept going into all the world, telling people throughout the world about Jesus. On and on for thousands of years now the Holy Spirit has worked in the hearts of those people, building God's Church.

But one day, God will be finished building His Church. When will that be? When the good news of Jesus has been spread to every nation and every language--to every people on earth. Then Jesus will return to gather all God's people--all God's Church-- before the throne of God and together they will sing the most wonderful praises to God.

What will it look like? God gave John, one of Jesus' first disciples, a little glimpse of it: "I looked and there before me was a great multitude that no one could count, from every nation, tribe, people and language, standing before the throne and in front of the Lamb. They were wearing white robes and were holding palm branches in their hands. And they cried out in a loud voice: 'Salvation belongs to our God, who sits on the throne and to the Lamb.' (Revelation 7:9-10)

And what will it sound like? John tells us that there will be so many people in God's Church that the sound of their voices will be like the roar of rushing waters and like loud claps of thunder as they praise God saying: "Hallelujah! For our Lord God Almighty reigns. Let us rejoice and be glad and give him glory!

Cracking the Case:

It's time to answer our Case Questions.

1. Who planned the Brickless, Big Building? When did He plan it? God is the planner. He planned it even before He created the world.

2. What did He make His building out of? How big is it to be? People. Only God knows. But it is so big that it is made up of more people than we can count.

Something for You and Me

Our Bible Truth is:

The Holy Spirit Builds God's Church

Our Bible Verse is: Acts 9:31

"[The church] was strengthened; and encouraged by the Holy Spirit, it grew in numbers, living in the fear of the Lord."

It will be a magnificent thing to see this Church that God built through the Holy Spirit. And you and me, can we be a part of this most beautiful of buildings, God's Church? Yes, we can! The offer of salvation is for us, too. God promises to save all who turn away from their sins and trust in Jesus as our own Savior. He will send the Holy Spirit to live in our hearts. He will make our hearts beautiful and new, changed and forgiven of our sins. And we will become a part of His Church, too. Then on one marvelous day, we will get to stand among all of God's people, who will praise and enjoy God forever. What a day that will be!

But you know, God's people don't have to wait for that day to enjoy praise God with His people. Even right here on earth, each time believers gather together to worship God, it's a little picture of that great day. It's a tiny taste of that wonderful worship God's people will have when all the people of God gather together in heaven before their amazing, marvelous God.

Let's praise God sending His Holy Spirit to build His Church and ask Him to work in our hearts. Let's ask Him to help us turn away from our sins and trust Jesus as our own Savior. Let's ask Him to fill us with His Holy Spirit and make us part of His Church, God's people.

Close in prayer.

Closing ACTS Prayer

A God, we praise You for being the Great Builder of the Church, Your people.

C God, we confess that like all people, we have chosen to rebel against You. Our hearts, like everyone else, are ugly and broken with sin. We cannot worship You, the one, true God as You created us to, unless You work in our hearts. We need a Savior! We need the Holy Spirit to work inside of us!

T God, we thank You for choosing to make Your people into the beautiful Church. Thank You for sending Jesus to save Your people and for sending Your Holy Spirit to live inside them, encouraging them.

S God, work in our hearts! Help us to turn away from our sins, trust Jesus as our own Savior, and be Your people. Send the Holy Spirit to work in our hearts that we might know and love You. Keep strengthening Your people to go out and tell all peoples about You that many more might be saved.

Special Words

Church: The Bible word for God's people.

Multitude: A very large amount of something.

ACTS PRAYER ACTIVITY

Use this sheet to write down your ACTS Prayer

Instructions:

Use this sheet to help the children apply the Bible Truth into a prayer. You can use the ACTS provided or even better, have the kids think of their own applications. Also have the children add their personal requests to the prayer, too. Lead the children in the prayer or let them pray sections, with your help. Never force a child to pray! Non-readers can participate by you whispering a section of the prayer into their ear and allowing them to pray it aloud for the group.

ADORATION:

God, we praise You for being the Builder of Your Church by Your Holy Spirit.

God, we praise You for being.....

Add your own Adorations:

CONFESSION:

God, we confess that we are all sinners who need You to give us faith to believe in Jesus. We need Your Holy Spirit to work in our hearts. We need Jesus to be our Savior!

God, we have sinned against You....

Add your own Confessions:

THANKSGIVING:

Thank You, God for calling people from every tribe, nation, and language to be Your people, the Church.

God, we thank You for...

Add your own Thanksgivings:

SUPPLICATION:

God, work in our hearts, that we might turn away from our sins and trust in Jesus as our Savior. Send the Holy Spirit to live in our hearts that we might know and love You. and love Him. Build Your Church, in us and in people, all over the world!

God, we need Your help...

Add your own Supplication:

SNEAKY SNACK

Can you figure out how this snack ties in with our case?

Snack: From Every Tribe and Nation

Different kinds of Teddy Grahams to represent all the different peoples in God's Church

This is only a suggestion. Feel free to modify. Be mindful of allergy issues among your children!

Case Tie-in: From before He created the world, God planned to love and save a people for Himself. A people from every people group and language in the world. And He would save them all through Jesus.

SOUL FOOD

Food for thought during snack time

1. What does the snack have to do with the story?

Choose a few questions from the other activity discussion sheets to talk about during this snack time.

2.

3.

4.

5.

6.

7.

Directions: Read and discuss Bible Truth, using a FEW of the questions. Play game. Feel free to modify the game to fit your children.

The Holy Spirit Builds God's Church

Many people think that a church is a building, but it's not. Church is the name for all of God's people.

God's Church is built by the Holy Spirit, one person at a time. The Holy Spirit works in the hearts of people, giving them the gift of faith as they hear God's Word, the Bible. The Holy Spirit helps them believe God's Word, turn away from their sins, and trust in Jesus as their Savior.

God has always planned for the Holy Spirit to bring people from everywhere in the whole world to be part of His people, the Church. The Bible tells us that the Church will be made up of people from every single people group and language in the world.

Every week, groups of God's people meet together to worship God in gatherings all over the world. This is what we call going to church. But in heaven, the whole Church--all of God's people, from everywhere and every time--will gather together to worship God forever. What a gathering that will be! The Bible tells us that it will be so many people that we won't even be able to count them.

We can be part of God's Church--God's people--too, when we turn from our sins and trust in Jesus as our Savior.

Understanding the Bible Truth

1. Is a church a building? No.
2. What is a church? *The name for God's people.*
3. Who builds God's Church? *The Holy Spirit, as He works in the hearts of people and gives them the gift of faith.*
4. Faith comes from hearing what? *God's Word, the Bible.*
5. How does the Holy Spirit work inside someone's heart when they hear God's Word? *He helps him to believe what he hears, confess and turn away from his sins and trust in Jesus as his Savior.*
6. What did God always plan for the Holy Spirit to do? *God has always planned for the Holy Spirit to bring people from everywhere in the whole world to be part of His people, His Church.*
7. What do groups of God's people meet together to do each week? *They gather together to worship God.*
8. What do we mean we say that we are going to church? *That we are going to gather together with some of God's people to worship Him.*
9. Where will the whole of God's Church gather for the first time? *In heaven.*
10. People from when and where will be part of God's Church? *In heaven, the whole Church, all the people of God, from everywhere and every time, will gather together to worship Him forever and ever.*
11. How many people will there be gathered together as God's people before God? *So many people that they can't be counted.*
12. How can we become part of God's Church--His dearly loved people? *By turning away from our sins and trusting in Jesus as our Savior.*

Bible Verse Connection Question

1. What does our Bible Truth have to do with our **Bible Verse: Acts 9:31**: "[The church] was strengthened; and encouraged by the Holy Spirit, it grew in numbers, living in the fear of the Lord." *The Church, God's people, grows in numbers as the Holy Spirit works in the hearts of people to turn them away from sinning and to trust in Jesus as their own Savior. He fills their hearts and encourages them by helping them to understand God's Word and giving them strength to obey it. He helps them want to live in the fear of the Lord: to want to live lives that please God.*

Bible Truth Story Connection Questions

1. When did God first plan to build His Church? *Before the beginning of the world.*
2. When did God plan to send Jesus to save His people from their sins? *Before the beginning of the world.*
3. To what places did Jesus tell His followers to go to tell people about Him? Why? *To all places because God planned to build His Church to include people from every nation and language.*

Life Application Questions

1. How does God use His people to build His Church? *He uses them tell others what God's Word says and to tell them the good news about salvation through Jesus, so they might come to be part of God's people, too.*
2. Why should God's people think about being missionaries to people who have never heard about Jesus? *Because Jesus commands them to; and, because the Holy Spirit might use them to be the first to tell a new people about Him!*
3. How can we become God's people? *By turning away from our sins and trusting Jesus as our Savior.*

ACTS Questions

1. What is something we can praise God for because of this Bible Truth?
Praise God for giving the Holy Spirit to His people so they will believe.
2. What are sins we can confess to God because of this Bible Truth?
Confess that we do not pray enough for God to send the Holy Spirit into the hearts of our friends and family.
3. What is something we can thank God for because of this Bible Truth?
Thank God for calling people from every tribe, nation, and language to be His people.
4. What is something we can ask God for because of this Bible Truth?
Ask God to send out more of His people to every part of the world so all might hear about Jesus.

The Gospel

1. What is the good news of Jesus that the Holy Spirit helps people believe? What is the gospel?
God is the good Creator and King of the world. He made people to worship Him and live by His good laws. But we are all sinners who have rebelled against Him. We all deserve death--God's just, eternal punishment for our sins. How terrible! But God has good news for us. In His great mercy, God sent His Son Jesus to earth to save sinners. Yes, Jesus, the perfect Son of God, left His home in heaven and became a man. He lived the perfect life that pleases God. (He's the only one who has ever done that!) He offered it up to God His Father as the perfect sacrifice for sins when He suffered and died on the cross. Then, on the third day, Jesus rose from the dead in victory. He had fully paid for the sins of God's people, so they wouldn't have to! Now all who turn away from their sins and trust in Jesus as their Savior will receive forgiveness of sins and eternal life with God. They will be His very own special people who will know Him and enjoy Him forever. We can be God's people, too, if we turn from our sins and trust in Jesus as our own Savior.

Game: Beanbag Scramble

Materials

Beanbags, enough for all the children, minus 1
Drum, guitar or just your hands!
Tape
Small bowl or bag
Bible Truth Questions

Preparing the Game

1. Choose 20+ questions for your game from the Bible Truth Discussion Questions, or make up your own.
2. Write the Bible Truth questions on small thin strips of paper (or make a photocopy of the Bible Truth Discussion Questions and simply cut them into strips) and put them in the bag/bowl.

Playing the Game

Beanbags are placed in a circle on the floor, with children forming a circle just outside the beanbags. Tell the children that you will beat a beat on the drum, strum a strum on the guitar, or clap your hands and they are to march to the beat. As the beat gets faster, they march faster. As it gets slower, they march slower, etc. Suddenly stop the music and the children scramble for the beanbags. The child who has no beanbag picks a question for the class to answer.

Game continues as number of questions, time, and attention span allow.

Optional TAKING IT TO OTHERS Activity: Quiz Questions

Have the children choose a few of the questions from the game to ask the parents/other children during TAKING IT TO OTHERS time. Help pre-readers by whispering the question in their ear and letting them ask it aloud to the parents/other children. Make sure you read the Bible verse aloud before you ask your questions.

Directions:

1. Write words to song in large print before class.
2. Play the song for the children, helping them follow along on the song sheet.
3. Discuss the song, using a few questions from the discussion sheet. *Don't use them all!*
4. Introduce sign language for key words of your choice from sign language sheet for your song. Use as few or as many as you think the children can learn.
5. Sing and sign the song. Sign language as well as large format lyrics and sheet music are found in the PFI Unit Songbook or online.
6. If desired, play the Song Game.

Optional TAKING IT TO OTHERS Activity: Presenting and Singing the Song

1. Sing and sign the song, encouraging the watching children/parents to join in.
2. Ask the class some of the questions listed below. The Bible Truth Connection Question is particularly good to help them understand how the song ties in with the Bible Truth.

The Church's One Foundation

Listen to it on PFI ESV Songs 10, Track 25

Verse 1

The Church's one foundation
 Is Jesus Christ her Lord;
 She is His new creation,
 By Spirit and the Word:
 From heav'n He came and sought her
 To be His holy bride,
 With His own blood He bought her,
 And for her life He died.

Understanding the Song

1. What is the church? Is it a building? *No. A local church is a group of Christians who gather together. The building is a church building. But the church this hymn is talking about is The Church, meaning all Christians in all places and in all times.*
2. What is a "foundation"? *Something that supports everything else. Builders lay a foundation of solid concrete before they build a house so that it won't fall down.*
3. Who is the Church's foundation? Why? *Jesus Christ is the Church's foundation because He is the only one who could save His people. Without Him, no one could ever be forgiven their sins and come to know God.*
4. Who is the "she" talking about? *The Church. In the Bible, God's people are called the Church, the Bride of Christ (a "she" image), the people He loves and cares for forever.*
5. Why is the Church called Jesus' new creation? How does He do that? *Jesus shed His blood on the cross (bought them with His blood) that His people might be saved. When they believe in Him, He sends the Holy Spirit to live in His people. The Holy Spirit comes into their hearts, cleansing them and making them like new—or new creations. But the Holy Spirit keeps working in their hearts, changing them so that they love God and live lives pleasing to Him, more and more.*

Bible Truth Connection Question

1. How does this song relate to our **Bible Truth: The Holy Spirit Builds God's Church?**

Church is the Bible word for all of God's people. Jesus Christ is the Church's foundation because He is the only one who could save His people. Without Him, no one could ever be forgiven their sins and come to know God. He bought all of God's people by paying for their sins with His own blood when He died on the cross. The Holy Spirit works in each of God's people, helping them turn from their sins and trust in Jesus as their Savior when they hear God's Word.. He gives them a new heart that knows and loves God and want to serve Him. One day the whole Church will be together with Jesus. The Church will be like His bride whom He loves and delights in forever. And how the Church will love Jesus! Like a bride loves her new husband, but far, far more!

Story Connection Question

1. How does this song relate to today's story? *From before the beginning of time God has planned to build His Church from people of every nation and every language. Even though they would all be sinners, He chose to save them all through Jesus. By His Holy Spirit and by the Bible, His Word, God would prepare the Church, His people, to be the beautiful bride of Jesus. That is, to be His dearly loved people who live with Him and enjoy Him forever.*

Life Application Questions

1. How does God use His people to build His Church? *He uses them to tell others what God's Word says and to tell them the good news about salvation through Jesus, so they might come to be part of God's people, too.*
2. Why should God's people think about being missionaries to people who have never heard about Jesus? *Because Jesus commands them to; and, because the Holy Spirit might use them to be the first to tell a new people about Him!*
3. How can we become God's people? *By turning away from our sins and trusting Jesus as our Savior.*

Bible Connection Question

1. What does this hymn have to do with our **Bible Verse: Acts 9:31**; "[The church] was strengthened; and encouraged by the Holy Spirit, it grew in numbers, living in the fear of the Lord."?
The Church belongs to Jesus. He saved them by dying on the cross for their sins. The Church grows in numbers as the Holy Spirit works in the hearts of people to turn them away from sinning and to trust in Jesus as their own Savior. He fills their hearts and encourages them by helping them to understand God's Word and giving them strength to obey it. This is how He helps them live in the fear of the Lord--that is, to want to live lives that please God. This is how He prepares them for the day that they will forever be with Him, as His dearly loved bride.

ACTS Questions

1. What is something we can praise God for from this hymn?
Praise God for being the Purchaser of the Church, His people.
2. What are sins we can confess to God from this hymn?
That many times we do not appreciate God's great love shown to His sinful people by sending Jesus to die and save them with His own blood.
3. What is something we can thank God for from this hymn?
We can thank God for choosing to save His people. They would never have chosen Him on their own. They would have never been saved and made into new creations with Him.
4. What is something we can ask God for from this hymn?
That God would work in our hearts that we confess our sins, might turn from our sins and trust Jesus as our Savior. We can ask Him to make us new creations through His Holy Spirit.

Gospel Question

1. Why did God's people need saving? What have all people done? What is the gospel?
God is the good Creator and King of the world. He made people to worship Him and live by His good laws. But we are all sinners who've rebelled against Him. We all deserve death--God's just, eternal punishment for our sins. How terrible! But God has good news for us. In His great mercy, God sent His Son, Jesus to earth as a man to save sinners. He lived the perfect life that pleases God. (He's the only one who's ever done that!) He offered it up to God His Father as the perfect sacrifice for sins when He suffered and died on the cross. Then, on the third day, Jesus rose from the dead in victory. He had fully paid for the sins of God's people, so they wouldn't have to! Now all who turn away from their sins and trust in Jesus as their Savior will receive forgiveness of sins and eternal life with God. They will be His very own special people who will know Him and enjoy Him forever. We can be God's people, too, if we turn from our sins and trust in Jesus as our own Savior.

Song Game: Word Take Away

Materials

Sign Language Signs and Song
White board and marker
Eraser

Preparing the Game

1. Write the words to the song on a white board.

Playing the Game

1. After children have learned the song and signs well, then tell the children that you are going to leave out words from the song (that you've learned signs for) and just do the sign in its place.
2. Have the children help you choose a word to take out. Erase the word from the board. Review the sign the for erased word.
3. Sing the song, trying to remember to NOT sing the word and do only the sign.
4. Continue to take out words until all of the words (with signs) have been taken out.

Game continues as number of questions, time, and attention span allow.

choose a FEW questions for discussion, then choose the game and/or music activity

Meditation Version: Acts 9:31

"[The church] was strengthened; and encouraged by the Holy Spirit, it grew in numbers, living in the fear of the Lord."

Understanding the Bible Verse

1. What was strengthened? *The church.*
2. What church is being strengthened in this verse? *It was a gathering of Christians in a particular city.*
3. What does it mean for a church to be strengthened? *Not that everyone has bigger muscles and can lift heavy things, but that their faith in God is growing stronger, they understand more of God and His Word; they are loving and knowing God more; they are becoming more obedient to His good ways; and more lovingly towards each other.*
4. Who was encouraging this church? *The Holy Spirit.*
5. How does the Holy Spirit encourage a church? *He is at work in the hearts of believers, helping them to keep saying "no" to sin; helping them to better understand God's Word; growing their faith in God; helping them become more loving and knowing God better; helping them become more obedient to God's good ways; and helping them to act more lovingly towards each other. He gives them wisdom and courage to live God's way, even when it is very hard.*
6. Why did the church grow in numbers? *Because it was being encouraged by the Holy Spirit.*
7. How were people in the church living? *In the fear of the Lord.*
8. What does it mean to live in the fear of the Lord? *It means to live to please God, in your heart, with your words and with all your life.*
9. What is the difference between "church" and "Church"? *Church with a little "c" means a particular gathering of a group of believers, such as our own church. Church with a capital "C" means all of God's people, everywhere, from all time.*
10. If the Holy Spirit is strengthening a local "church", like in this verse, how is that also strengthening the "Church"—God's people from everywhere, all the time? *Because the Church is made up of churches while we are here on earth. To encourage and grow each little church adds up to encouraging and growing all of the Church. It won't be until heaven that the Church—all of God's people—will gather together.*

Bible Truth Connection Question

1. What does this verse have to do with the **Bible Truth: The Holy Spirit Builds God's Church?** *The Church, God's people, grows in numbers as the Holy Spirit works in the hearts of people to turn them away from sinning and to trust in Jesus as their own Savior. He fills their hearts and encourages them by helping them to understand God's Word and giving them strength to obey it. He helps them want to live in the fear of the Lord: to want to live lives that please God.*

Story Connection Question

1. How does this verse relate to our story? *It has always been God's plan to build His Church, God's people, by the Holy Spirit. He is the one who works in their hearts to turn away from their sins and trust in Jesus as their Savior. He is the one who fills their hearts and encourages them by helping them know and live out the truth of God's Word. The Church will only grow in numbers by the Holy Spirit's works in the hearts of sinful people.*

Life Application Questions

1. How does God want us to live? *In the fear of the Lord.*
2. What is the first step in fearing the Lord? *Turning away from your sins and trusting in Jesus as your Savior.*
3. Who will God send to work in our hearts to encourage us and to help us live in the fear of Him, if we turn from our sins and trust Jesus as our own Savior? *The Holy Spirit.*

ACTS Questions

1. What is something we can praise God for from this Bible verse?

Praise God for being the Giver of a Helper to live inside Your people forever.

2. What are sins we can confess to God from this Bible verse?

That many times we want to do things on our own. We don't want a Helper, even though we need Him if we are to live for God. We need a Savior! We need the Holy Spirit!

3. What is something we can thank God for from this Bible verse?

We can thank God for sending the Holy Spirit to be His people's Helper. We can thank God for not having His people live life on their own. We thank Him for giving Him to them always to be with them, to live inside them...forever!

4. What is something we can ask God for from this Bible verse?

We can ask God to work in our hearts that we would want to turn away from disobeying Him and trust in this wonderful Jesus as our own Savior. We can ask Him to give us His Holy Spirit to live in our hearts so that we can know Him and He can help us to know God and His truth, and live for Him.

The Gospel

1. What must we do if we want to know God and be filled with His Holy Spirit? What is the gospel?

God is the good Creator and King of the world. He made people to worship Him and live by His good laws. But we are all sinners who have rebelled against Him. We all deserve death--God's just, eternal punishment for our sins. How terrible! But God has good news for us. In His great mercy, God sent His Son Jesus to earth to save sinners. Yes, Jesus, the perfect Son of God, left His home in heaven and became a man. He lived the perfect life that pleases God. (He's the only one who has ever done that!) He offered it up to God His Father as the perfect sacrifice for sins when He suffered and died on the cross. Then, on the third day, Jesus rose from the dead in victory. He had fully paid for the sins of God's people, so they wouldn't have to! Now all who turn away from their sins and trust in Jesus as their Savior will receive forgiveness of sins and eternal life with God. They will be His very own special people who will know Him and enjoy Him forever. We can be God's people, too, if we turn from our sins and trust in Jesus as our own Savior.

Game: Cross the Raging River

Materials

Bible verse written up in large print so that all can see
Two yardsticks or long pieces of rope

Preparing the Game

Make up some questions about the verse and/or story (use the Bible verse Discussion and Story Review Discussion Questions).

Learning the Verse

Some or all of your children may be non- or early readers. Teach the verse in sections, having them say it after you. Repeat a few times. Add clapping or other movement as they say it.

Directions

1. If desired, lead the children in a discussion of a **FEW** of the most important questions before beginning game.
2. Explain the game to them as follows:
Have the children line up in a straight line behind the leader. Explain to them that there's a river to cross and they get to jump the bank without getting wet. Each child will say the verse and then jump across the two yardsticks/ropes lying next to each other on the floor. After each round, the sticks/ropes will be separated by more space, making it a wider river to jump across. As the river gets wider, some children will not make it but "fall in". Explain to them that they are stuck in the river unless they can answer a question (that you make up) about the Bible verse or the story. Feel free to let a child "stuck in the river" ask another child for a "lifeline" and help them answer their question.

Game continues as time and attention span allow.

Caution: Avoid accidents by not letting the "river" get too wide.

Optional TAKING IT TO OTHERS Activity: Quiz Questions

Have the children choose a few of the questions from the game to ask the parents/other children during TAKING IT TO OTHERS time. Help pre-readers by whispering the question in their ear and letting them ask it aloud to the parents/other children. Make sure you read the Bible verse aloud before you ask your questions.

Directions:

1. Write words to song in large print before class.
2. Play the song for the children, helping them follow along on the song sheet.
3. Discuss the song, using a few questions from the discussion sheet. *Don't use them all!*
4. Introduce sign language for key words of your choice from sign language sheet for your song. Use as few or as many as you think the children can learn.
5. Sing and sign the song. Sign language as well as large format lyrics and sheet music are found in the PFI Unit Songbook or online.
6. If desired, play the Song Game.

Optional TAKING IT TO OTHERS Activity: Presenting and Singing the Song

1. Sing and sign the song, encouraging the watching children/parents to join in.
2. Ask the class some of the questions listed below. The Bible Truth Connection Question is particularly good to help them understand how the song ties in with the Bible Truth.

The Church Was Strengthened

Listen to it on PFI ESV Songs 10, Track 27

The church was strengthened,
and encouraged,
By the Holy Spirit,
by the Holy Spirit,
It grew in numbers,
it grew in numbers,
Living in the fear of, the fear of the Lord.
Acts Nine, thirty-one.

Song Game: Big Voice, Little Voice

Materials

Song
Sign language signs used in the song printed out onto little cards
Blindfold

Preparing the Game

None.

Playing the Game

1. Practice the song and signs until the children know them well. Then tell them: "Children, we are going hide a sign language sign and see if one of you can find it... with a little help from the rest of us!"
2. Choose someone to be "It" and blindfold them. Choose another child to hide one of the sign language cards. When it's hidden, "It" can remove the blindfold and begin to look.
3. The rest of the children will sing the song in a louder voice when "It" gets closer to the hidden sign and quieter when "It" gets further from the sign.
4. When "It" finds the hidden clue, another "It" is chosen and play begins again.

Game continues as number of questions, time, and attention span allow.

Directions: Read and discuss Bible Truth, using a FEW of the questions. Play game. Feel free to modify the game to fit your children.

General Story Questions

1. What was God's plans to build from before the beginning of time? *His Church.*
2. Is God's Church a building of brick and wood? If not, what is it? *God's Church is made up of God's people. It is not a building of brick or wood.*
3. What peoples and languages did God plan to build His Church from? *From every people and language.*
4. What commands did He give Adam and Noah? *To fill the earth with people.*
5. Where did people spread to? *Most every part, from jungles to islands to mountains to plains.*
6. What happened to people's spirits when they rebelled against God? *Their hearts became ugly, broken with sin. They could no longer know Him, the one, true God, as they were created to.*
7. What did people worship instead of God when they rebelled? *They worshiped idols and created things, such as grandparents and things in nature.*
8. When did God know that people would rebel against Him? *Before He created the world. And even from them He had a plan to save them.*
9. What was God's plan to save His people? *He would save them by sending Jesus to pay for their sins as He suffered and died on the cross.*
10. What did Jesus tell His followers to do? Where were they to do it? *He told them to go into the world and make disciples of all peoples.*
11. Who did Jesus say would help the disciples in fulfilling this huge job of telling the world about salvation through Him? *The Holy Spirit.*
12. How did/does the Holy Spirit help God's people in fulfilling this huge job of telling the world about salvation through Jesus? *By helping them understand God's Word, by helping them speak truth; and by working in the hearts of those listening.*
13. What has happened as Jesus' followers have gone throughout the world, telling others about Him? *More and more people have turned away from their sins and trusted Jesus as their own Savior. The Holy Spirit has been building the Church, God's people, bigger and bigger as more and more people are saved.*
14. When will be the first time that all of God's Church gathers together? *In heaven, before God, at the end of time.*
15. What will God's Church do when they gather together for the first time? *They will sing their praises to God in a great loud voice.*
16. How does the Holy Spirit build God's Church? *By working in the hearts of people when they hear God's Word; by helping them see and want to turn away from sinning; and, by giving them faith to trust in Jesus as their own Savior.*

Bible Truth Connection Questions

1. What does this story have to do with our Bible Truth? *It has been God's plan from before the beginning to build His beautiful Church, His people, from sinful, rebellious people from every tribe, nation and language. They could never become this on their own, it would have to be something He did. And so He did, by saving them through Jesus and filling them with His Holy Spirit, so they could know and love Him, as He created them to.*

Bible Verse Connection Question

1. What does the story have to do with our **Bible Verse: Acts 9:31**: "[The church] was strengthened; and encouraged by the Holy Spirit, it grew in numbers, living in the fear of the Lord."?
It has always been God's plan to build His Church, God's people, by the Holy Spirit. He is the one who works in their hearts to turn away from their sins and trust in Jesus as their Savior. He is the one who fills their hearts and encourages them by helping them know and live out the truth of God's Word. The Church will only grow in numbers by the Holy Spirit's works in the hearts of sinful people.

Life Application Questions

1. How do we become part of God's Church? *Confess our sins to God & trust in Jesus as our own Savior.*

ACTS Questions

1. What is something we can praise God for being that we learned in our story?

Praise God for being the Great Builder of the Church, His people.

2. What is something we can confess as sin that we learned in our story?

Confess that like all people, we have chosen to rebel against God. Our hearts, like everyone else, are ugly and broken with sin. We cannot worship the one, true God as He created to, unless He works in our hearts. We deserve God's punishment! We need a Savior!

3. What is something we can thank God for that we learned in our story?

We can thank God for choosing to make His people into the beautiful Church. We can thank Him for sending Jesus to save them and for sending the Holy Spirit to live inside them, encouraging them.

4. What is something we can ask God for that we learned in our story?

We can ask God to work in our hearts, helping us to turn away from our sins and trust Jesus as our own Savior. We can ask Him to send the Holy Spirit to work in our hearts that we might know and love Him. We can ask Him to keep strengthening His people to go out and tell all peoples about Him that they might be saved.

The Gospel

1. What is the good news of salvation that Jesus commanded His people to take to all the world? What is the gospel?

God is the good Creator and King of the world. He made people to worship Him and live by His good laws. But we are all sinners who have rebelled against Him. We all deserve death--God's just, eternal punishment for our sins. How terrible! But God has good news for us. In His great mercy, God sent His Son Jesus to earth to save sinners. Yes, Jesus, the perfect Son of God, left His home in heaven and became a man. He lived the perfect life that pleases God. (He's the only one who has ever done that!) He offered it up to God His Father as the perfect sacrifice for sins when He suffered and died on the cross. Then, on the third day, Jesus rose from the dead in victory. He had fully paid for the sins of God's people, so they wouldn't have to! Now all who turn away from their sins and trust in Jesus as their Savior will receive forgiveness of sins and eternal life with God. They will be His very own special people who will know Him and enjoy Him forever. We can be God's people, too, if we turn from our sins and trust in Jesus as our own Savior.

Game: Go Fish

Materials

Broom stick or pole
String
U-shaped magnet
Paper clips, 1 per question
Construction paper
Scissors
Basket/Pail
Story Review Questions

Preparing the Game

1. Choose 20+ questions for your game from the Story Review Discussion Questions, or make up your own.
2. Cut out fish (different sizes and shapes, if desired), one per question. Write a question on each fish. And assign a point value to each fish based on difficulty. Attach a paper clip to the mouth of each fish. Place the fish in the basket. Attach the magnet to one end of the string and the pole to the other end.

Playing the Game

Divide the children into two teams. Teams will take turns catching fish by hooking them with the magnet and the paper clip. The question is then read to the child/team. A correct answer is worth as many points as is indicated on the fish. If answered incorrectly, the question goes to the other team for a possible one point.

Play continues as questions last, or as time and attention span allow.

Non-competitive Option

Don't split into teams. Have the children take turns catching fish and answering the questions together.

Optional TAKING IT TO OTHERS Activity: Quiz Questions

Have the children choose a few of the questions from the game to ask the parents/other children during TAKING IT TO OTHERS time. Help pre-readers by whispering the question in their ear and letting them ask it aloud to the parents/other children.

CASE REPLAY ACTIVITIES

Use this guide to review the Case Story and act it out for others to enjoy!

CASE REPLAY, JR: YOUNGEST CHILDREN

Description: The children will act out the story together, everyone doing the same action/sound effect at the same time. This activity is most suitable for kindergarteners.

Materials

The Case RePlay, Jr. script for younger children

Preparation

1. Read through the script and write in the blanks along the side possible actions/sound effects the children could do to act it out.

Instructions

1. Tell the children that they will be re-enacting the story together as you tell it.
2. As you read the script, lead the children in actions/sound effects to do with you.
3. If desired, you can read the script and stop at certain sentences and ask them what a good action/sound effect would be to act out what you just read.
4. Repeat the re-enactment one or two times more.

CASE REPLAY, SR: OLDER CHILDREN

Description: The children act out the story as a three-scene play. You will narrate it using the Case RePlay, Sr. script and they will act it out (no spoken words, for the most part), with each child assuming a different character's role. This activity is most suitable for first grade and up. You will review the story, then practice it a few times before performing it for others.

Materials

The Case RePlay, Sr. script
White board or other large format paper
Costumes and props

Preparation

1. Prepare for the play by choosing costumes and props for each character in the story. Decorate the area with any scenery props.
2. Write the words "Beginning," "Middle," "End" on a large piece of paper/whiteboard with plenty of space under each heading. You will use this paper to help the children think about the story as a three-scene play, as it is presented in the script.

Instructions

1. Tell the children that they will get to act out the story as a three-scene play, with a beginning, middle and end section. Tell them that before they can act it out, they need to think it out. as you narrate it with your script.
2. Take the children's answers as they recount the story, helping them put key incidents in the right order.
3. If desired, when they have filled in their Beginning, Middle, End, read through your whole (real) script, so they hear exactly what you will have them act out.
4. Then tell the children that it's time to practice acting out the story.
5. Assign parts to each child. If you are using costumes, do NOT give them out at this point. They will be a distraction.
6. Have all the children sit on the floor or in chairs on one side of the "stage," then call the characters up in place as their part in the story comes.
7. As you read the script, guide the children in where you want them to move or do to act it out.
8. After going through the whole script once, give out any costumes and props and act out the script once or twice more.

Optional TAKING IT TO OTHERS Activity: Re-enacting the Story

Read the script as the children act out together (younger) or assuming different roles (older) as the other children or the parents watch.

CASE REPLAY, JR--YOUNGER KIDS (KINDERGARTEN) P.2

“Welcome to our play The name of our story is called: The Case of the Big, Brickless Building.

This story began even before Old Testament times, before God created the world.

And now we present: “The Case of the Big, Brickless Building.”

Scene 1:

The Church is not a building. It’s the name Jesus gave for all His people. From before the beginning of time, God planned to build His Church from people of every nation and language. He prepared them to be His people by giving them a spirit to know and love Him in the very beginning. He commanded them to fill the whole earth so that they would be from every nation and language. They spread out to the mountains, the islands, the forests and jungles.

Actions:

Scene 2:

But sadly, all people rebelled against God and their spirits became dead to God. The people in the mountains, the islands, the forests and jungles turned and worshiped idols. But God always knew that people would rebel against Him. He always planned to send Jesus to pay for His people’s sins, so that they could be His people. Jesus came at just the right time. He offered up His life as the perfect sacrifice for His people’s sins. They were saved. Now it was time for the next part of God’s plan.

Scene 3:

Jesus commanded His disciples to go out to the ends of the earth and make disciples of people of every nation and language and tribe about Him. He told them that they would not be doing this by themselves, but that the Holy Spirit would work in people’s hearts as they told about Him. The disciples obeyed Jesus. They went further and further from home. The Holy Spirit worked in the hearts of people as the disciples spoke. He was building God’s Church! The new believers joined the disciples in telling the world about Jesus. They traveled to faraway places: to the mountains, the islands, the forests and jungles. The Holy Spirit worked as they told others the good news of Jesus. Many people turned away from their sins and trusted in Jesus as their own Savior. Through the ages, Jesus’ followers have continued to do this and the Holy Spirit has used their words to work in the hearts of people to make them part of God’s Church. In heaven, all of God’s Church will be finally gathered together and they will praise God around His throne, forever.

Bible Truth Tie-In:

The Bible Truth we are learning is: **The Holy Spirit Gives God’s People Courage.** Our story shows how God’s plan was always to build His Church from people of every nation and language, to gather before God’s throne in heaven and praise and enjoy Him forever.

CASE REPLAY, SR--OLDER KIDS (1ST GRADE AND UP) P.3

“Welcome to our play! The name of our story is called: The Case of the Big, Brickless Building.

This story began even before Old Testament times, before God created the world.

The characters in our story are: Adam and Eve; Noah; People who spread out through the earth; Jesus; Jesus’ first disciples; and, Other believers.

And now we present: “The Case of the Big, Brickless Building.”

Scene 1: (Beginning)

The Church is not a building. It’s the name Jesus gave for all His people. From before the beginning of time, God planned to build His Church from people of every nation and language. He prepared them to be His people by giving them a spirit to know and love Him in the very beginning. He commanded them to fill the whole earth so that they would be from every nation and language. They spread out to the mountains, the islands, the forests and jungles.

Scene 2: (Middle)

But sadly, all people rebelled against God and their spirits became dead to God. The people in the mountains, the islands, the forests and jungles turned and worshiped idols. But God always knew that people would rebel against Him. He always planned to send Jesus to pay for His people’s sins, so that they could be His people. Jesus came at just the right time. He offered up His life as the perfect sacrifice for His people’s sins. They were saved. Now it was time for the next part of God’s plan.

Scene 3: (End)

Jesus commanded His disciples to go out to the ends of the earth and make disciples of people of every nation and language and tribe about Him. He told them that they would not be doing this by themselves, but that the Holy Spirit would work in people’s hearts as they told about Him. The disciples obeyed Jesus. They went further and further from home. The Holy Spirit worked in the hearts of people as the disciples spoke. He was building God’s Church! The new believers joined the disciples in telling the world about Jesus. They traveled to faraway places: to the mountains, the islands, the forests and jungles. The Holy Spirit worked as they told others the good news of Jesus. Many people turned away from their sins and trusted in Jesus as their own Savior. Through the ages, Jesus’ followers have continued to do this and the Holy Spirit has used their words to work in the hearts of people to make them part of God’s Church. In heaven, all of God’s Church will be finally gathered together and they will praise God around His throne, forever.

Bible Truth Tie-In:

The Bible Truth we are learning is: **The Holy Spirit Gives God’s People**

Courage. Our story shows how God’s plan was always to build His Church from people of every nation and language, to gather before God’s throne in heaven and praise and enjoy Him forever.

People from Every Tribe, Nation and Language

Description:

The children will create a flip open globe out of paper plates, with decorated peoples from various parts of the world inside.

Materials

2 dinner plate sized paper plates per child

Packing Tape

Patterns for people, globe and sayings

Various decorating supplies, such as sequins, glitter, small feathers, fabric scraps, yarn

Coloring pencils, markers, crayons, etc

Glue sticks

Scissors

Preparing the Craft

1. Print out 1 copy of each pattern per child
2. For younger children, you may want to cut out (at least) the people ahead of time. Older children should be fine doing this on their own.
3. Tape the two paper plates together (tops of plate facing together) along the top, forming a hinge.
4. Set out other supplies.
5. Make a sample to show the children.

Making the Craft

1. Have the children color in the globe with the sayings "What in the World is God Doing?"
2. Cut it out and glue it to the front paper plate.
3. Have the children color in the saying: "He's Building His Church from Every People, Every Tribe, Nation and Language!".
4. Cut out the saying along the dashed lines. Flip up the top/outer paper plate so that the two paper plates show (the back of the top/outer plate and the front of the bottom/inner plate). Glue the saying to the top plate.
5. Have the children decorate with markers, etc. the various peoples. Let them add glitter, sequins, feathers, etc to add extra interest after coloring in. Glue the peoples to the bottom/inner plate.

Optional TAKING IT TO OTHERS Activity: Craft Presentation

If you are presenting the craft to other children or parents the children can hold up their crafts (or your model craft) and read their Bible Truth Connection answers to explain the importance of the craft.

CASE CRAFT**Discussion Guide****Instructions:**

As the children are settled into making their craft, ask them these questions to help them understand the craft's significance. Use the answers provided to guide the children's answers.

Discussion Questions

1. When did God plan to call His people? *Even before He created the world.*
2. What would these people be like?
They would be from every tribe, nation and language.
3. What would God do for these people?
He would save them by Jesus and fill them with His Holy Spirit.
4. What is the Bible Truth that we are learning?
The Holy Spirit Builds God's Church.
5. What does our craft have to do with our Bible Truth: The Holy Spirit Builds God's Church?
God has planned for the Holy Spirit to work in the hearts of people from every tribe, nation and tongue to be part of His Church, God's people.
6. What can this craft help us remember?
God wants His people to go into all the world and tell all people about Jesus, that they might be saved and become part of His people, the Church.

TAKING IT TO OTHERS**Craft Presentation****Instructions:**

Have children hold up your model craft/their crafts. Choose five children (or you say) the five sections below to explain the craft's importance.

Presentation:

1. Our craft is: People from Every Tribe, Nation and Language.
2. Before the world was created, the LORD planned to call His People from Every Tribe, Nation and Language to be His Church, His own dear people, saved by Jesus and filled with the Holy Spirit.
3. Our Bible Truth is: The Holy Spirit Builds God's Church.
4. God has planned for the Holy Spirit to work in the hearts of people from every tribe, nation and tongue to be part of His Church, God's people.
5. Our craft can help us remember that God wants His people to go into all the world and tell all people about Jesus, that they might be saved and become part of His people, the Church.

Note: Even non-readers can participate in presenting the craft, if you will whisper what they are to say in their ear and let them say it aloud for the others to hear.

Pattern 1

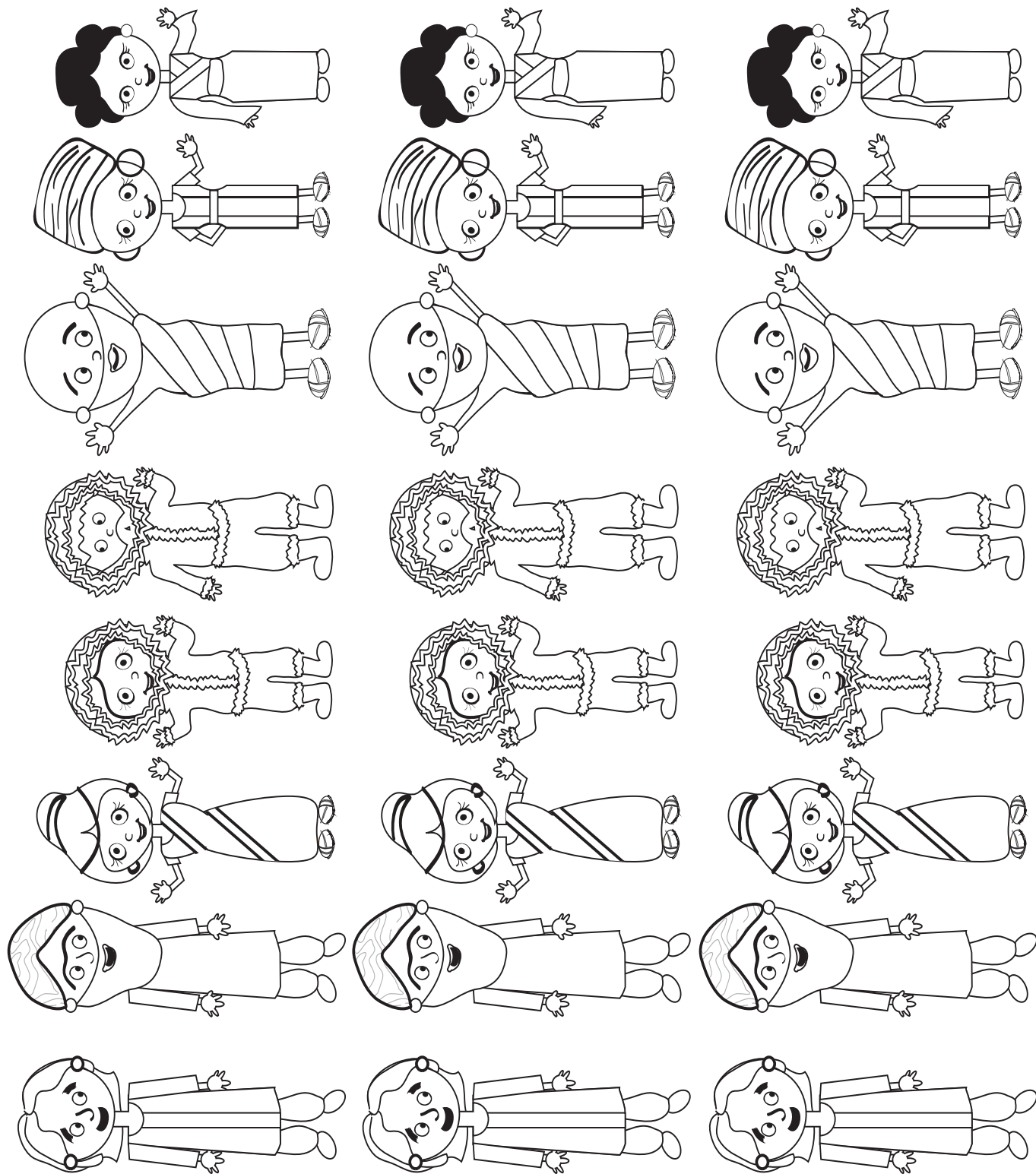


Pattern for inside top plate

**He's Building His Church
from Every People,
Every Tribe,
Every Nation!**

**He's Building His Church
from Every People,
Every Tribe,
Every Nation!**

Patterns for inside bottom plate



BEFORE CLASS:**1. PICK YOUR PERSON**

VIPPs can be anyone in your church! Typically, they fall into 6 categories: Church staff, Elders, Deacons/deaconesses, Special Volunteers (people who aren't paid, but spend a lot of time helping out in particular ways), Supported Workers (aka missionaries), and Church Members.

2. GATHER YOUR FACTS

Use the VIPP Information Sheet to write down the facts about your VIPP. The information on this worksheet is used in the VIPP activities, listed in the "Choose an Activity" section below.

DURING THE ACTIVITY:**1. INTRODUCE YOUR VIPP**

Introduce your VIPP to the children, using the VIPP Information Sheet. Fill in a set of VIPP Clue Cards with the information for your VIPP. If desired, you can even have the actual person come into class for the children to meet.

Need help describing what someone does for the church in a kid-friendly way? Check out the list of common VIPPs on the Praise Factory website in the PFI resources. There are lots of kid-friendly descriptions for common VIPP's, such as pastors, elders, deacons and a lot more.

2. PRAY!

Lead the children in praying for the VIPP. Ask the children if they would like to pray for one of the VIPPs prayer requests. Even non-readers can pray for the VIPP if you whisper the prayer request in their ear, then let them say it aloud. Never force a child to pray!

3. CHOOSE AN ACTIVITY

There are two activities you can use to help the children learn about the VIPP:

VIPP Clue Cards: These are nine coloring sheets in which children fill in the nine things they learn about the VIPP from the VIPP Information Sheet. Photocopy a set of each child. Use as few or as many of these Clue Cards as you desire.

VIPP Game: This is a game that uses a set of Clue Cards for one or two VIPPs.

Choose a VIPP and fill in his/her information on the VIPP Information Sheet. Fill in a set of VIPP Clue Cards with the information for your VIPP. Tell the children about the VIPP, having them fill in the VIPP Clue Cards with the key facts as they learn them. Write any words the children need to write on a white-board or other piece of paper so they can see how to spell them. Help younger children write these words on their clue cards. Ideas for how to tell the children about many common VIPPs are listed at praisefactory.org with the resources for this Bible Truth.

Optional TAKING IT TO OTHERS Activity: Introduce and Pray for the VIPP

If you are presenting the VIPP to other children or parents you can assign children to hold up the 10 clue cards and say what each card tells about the VIPP. (Or, you can have the children hold them up as you tell what each one means.) Then lead the children in praying for the VIPP.

Game: Hit the Wall

Materials

Information Sheet for one VIPP

2 Set of Clue Cards

8 8.5" x 11" Manilla Envelopes

Nerf Ball or other soft ball for indoor use

Preparing the Game

1. Fill in one set of clue sheets for the VIPP you are using.
2. Tape the other (blank) set of Clue Cards to the outside of the manilla envelopes.
3. Put the filled-in clue cards in the corresponding envelope.
4. Tape the envelopes to the wall.

Playing the Game

Reveal: Tell the children about the VIPP, showing them your filled-in clue cards as you tell about them.

Review: Have the children take turns trying to hit an envelope with the ball. The teacher (or the child) tells the Clue Card category. The other children try to remember what the VIPP's answer was. Open it up and see if they got it right. If they did, the Clue Card is retired. If not, it can be added back into the Clue Cards to be aimed at.

VIPP INFORMATION SHEET

VIPP NAME:

WHAT VIPP LOOKS LIKE

Man or Woman? _____

Hair color? _____

Eye color? _____

FAVORITE ANIMAL

FAVORITE FOOD

FAVORITE FREE TIME ACTIVITY

WHAT VIPP DOES DURING WEEK

VIPP GROUP OF SERVICE:

Church Member

Deacon

Elder

Church Staff

Special Volunteer

Supported Worker
(Missionary)

3 WAYS VIPP SERVES CHURCH

3 WAYS TO PRAY FOR THE VIPP

BIBLE TRUTH 4, LESSON 2: PLANNER/OVERVIEW

GETTING STARTED: Welcome and Opening Songs (*introduce unit and get kids moving with these songs*)

Welcome to Praise Factory: PFI: Praise Factory Investigators Theme Song *PFI ESV Songs 10, Track 1*

Rules to Help Us Worship God and Love One Another: WoGoLOA Classroom Rules Song
PFI ESV Songs 10, Track 2

Big Question Under Investigation: Big Question 10 Songs *PFI ESV Songs 10, Tracks 3,4*

Big Question Bible Verse: Ezekiel 36:26 Song: *PFI ESV Songs 10, Track 5*

Extra Bible Verse: Ezekiel 36:26, ESV Song: A New Heart PFI ESV Songs 10, Track 6

Extra Bible Verse: Ezekiel 36:26, ESV Song: Within You PFI ESV Songs 10, Track 7

Extra Bible Verse: Ezekiel 36:25-27, ESV Song: You Shall Be Clean PFI ESV Songs 10, Track 8

DIGGING DEEP DOWN: Key Concept and Story (*introduce the Bible Truth and tell the related story*)

Bible Truth 4: The Holy Spirit Builds God's Church

Bible Truth Hymn: The Church's One Foundation, v.1 *PFI ESV Songs 10, Track 25*

Extra Song: God's One Big Plan PFI ESV Songs 10, Track 26

Bible Verse: Acts 9:31

Bible Verse Song: The Church Was Strengthened *PFI ESV Songs 10, Track 27*

Extra Bible Verse Song: Behold, A Great Multitude Revelation 7:9-10 PFI ESV Songs 10, Track 28

Lesson 2 Story of the Saints: The Case of the Banana Leaf Carving

TAKING ACTION: Response Activities (*choose from among these activities*)

Snack and Discussion Planner: Indiana Farm Fruits and Vegetables

ACTS Prayer: Prayer Sheet

Bible Truth Review: Discussion Questions and Game: Storks

Bible Truth Hymn: The Church's One Foundation, v.1 *PFI ESV Songs 10, Track 25*

Song, Sign Language and Song Game: Sign It, Say It, What Does It Mean? **PFI ESV Songs 10 BOOK or ONLINE**

Bible Verse Review: Psalm 119:18,72,73: Discussion Sheet and Game: Protectors

Bible Verse Song: The Counsel of the Lord *PFI ESV Songs 10, Track 27*

Song, Sign Language and Song Game: Pass the Secret Sign **PFI ESV Songs 10 BOOK or ONLINE**

Story Review: Discussion Questions and Game: Windssock Wall Ball

Case Replay, Jr: Drama Activity for Youngest Children (children do same story actions together)

Case Replay, Sr: Drama Activity for Most Children (children re-tell story with individual parts)

Craft: John 3:16 from the Septik Iwam New Testament

VIPP (Very Important Prayer Person) Prayer Time: Coloring Sheets (back of book) & Game: Beanbag Toss In

TAKING IT HOME: Take Home Sheet for Review and Family Devotions

PFI Pronto: Bible Truth 4, Lesson 2 **PFI ESV Prontos 10 BOOK or ONLINE**

The Case of the Banana Leaf Carving by Connie Dever

Our story is called:

The Case of the Banana Leaf Carving.

As you listen to the story, see if you can figure out:

1. Who made the Banana Leaf Carvings? Where was she from? Where did she go to live?
2. For whom did she make the Banana Leaf Carvings? Why did she travel there to make the carvings for them?

This story doesn't take place in Bible times. It starts out in Indiana, in the United States, in the 1950's.

Sweat was something most farmer's daughters got used to in Valpariso, Indiana. Farming was hard work! Marilyn glanced behind her tractor to see that the plow was working properly. Good. The sharp, metal plates were making deep furrows in the dark soil. They would plant seeds in these furrows which would grow into the corn and wheat her family grew for a living.

But while Marilyn's body was hard at work making furrows for corn and wheat, her mind was thinking about a completely different "crop" that Jesus urged His followers to help with. "The hearts of people are like soil to God," Jesus had taught. "God's Word is the seed. When people hear it, the Holy Spirit works in their hearts and grows those little seeds of truth into a crop of people who love and obey God—God's Church. Look around you. There are so many people who are eager to hear about God, like a crop of wheat is ready to be harvested But there are so few people to tell others about Him, like farmers harvesting their corn and wheat. Ask God to send out more workers so that everyone will hear and all God's people be gathered together," He told them.

"There are so many people in far away places that have never heard about Jesus. Why don't I go and be one of those workers that Jesus said are needed?" Marilyn said to herself. "God is building His Church from people of every nation and language. I want tell others the Word of God so that the Holy Spirit will build God's Church among people who have not yet heard of Him," she decided. "I want to be a missionary."

Marilyn worked hard at school and took special classes to prepare her to work as a missionary. She learned how to make an alphabet and write down languages

longed to tell about Jesus wouldn't have a written down language and they would need one, if they were to read the Bible. She would have to write it down for them and teach them to read it. If people could read the Bible, the Holy Spirit would use it to build God's Church, Marilyn knew.

Finally it was time for Marilyn to go. She said goodbye to her family in Indiana and flew thousands of miles away to Hauna Village on an island in the South Pacific Ocean called Papua New Guinea--on the other side of the world! Up the Sepik River Marilyn and her teammate paddled in their dug-out canoe until they came to Hauna Village.

Nothing could have been more different from Indiana than Papua New Guinea! Indiana had four seasons: summer, spring, winter and autumn. Papua New Guinea had two: dry season and rainy season. And I mean really rainy season, with more than 25 feet of rainfall! People in Indiana lived in houses with running water and electricity. In Papua New Guinea, they only had huts for houses and streams for running water. Indiana was farm country with cows, pigs and fields. Papua New Guinea was jungly rain forest, home to beautiful tropical birds and...lots of giant crocodiles, snakes and large, biting insects! People in Indiana went to school and knew how to read and write. In Hauna Village, no one even knew what a school was or that spoken words could be written down.

Why would Marilyn want to go to a place like this? Didn't Indiana sound much more comfortable? Yes, it did. But Marilyn wasn't going to Hauna Village to be comfortable. She was going there because there was no one to tell these people about Jesus.

Yes, oh, how the Sepik Iwam needed to hear! They

Story-telling Tips

Ahead of time:

1. Read the Bible verses and story. Pray!
2. Create story cue cards on index cards (or highlight text).
3. Practice telling story dramatically, timing your presentation. Shorten, if necessary to fit your allotted time.
4. Decorate area with story props that help bring your story alive.

During your presentation:

1. Maintain as much eye contact as possible as you tell the story. Point to/use props at important points in the story. Include the kids in your story with a few questions about what they think will happen or words/concepts that might be new to them.
2. Watch the kids for signs that their attention span has been reached. Shorten, if necessary.

worshiped the spirits of people in their family who had died long ago. They believed these spirits lived in everything—even in rocks and trees-- and had control over their lives. They depended upon men they called “witch doctors” to tell them how to keep the spirits happy so that they wouldn’t harm them. The people lived in fear of these spirit. How wonderful it would be to bring them the truth of God’s Word and free them to know the one, true God through Jesus! They needed to have the Bible in their own language. Then the Holy Spirit could work in their hearts, making them His people. This was part of God’s plan and He had called Marilyn to be a part of it.

Marilyn and her teammate soon made friends with one of the men in the village, a man named Nokiyen. They would point to anything they saw and Nokiyen would tell them their names in Sepik, his language. Then they would write down the sounds and add the words to their dictionary.

Slowly, Marilyn and her teammate began to learn the language. After six months of pointing to things and saying their names in Sepik, Nokiyen asked, “Every day you walk through the village, pointing and listening, what are you carving on that banana leaf with that thorn? (carving, banana leaf and thorn are their words for writing, paper and pen)”

“I’m carving your talk,” Marilyn told him.

“My talk? You mean the words that are coming out of my mouth, you’re carving on that banana leaf like the white man’s talk? I thought only white man’s talk could be written down?”

“No, Nokiyen, your talk can be written down, too. God created your talk,” Marilyn explained.

Marilyn and her teammate began to write the Bible into the Sepik and read it first to Nokiyen. Like little seeds sprouting in the good soil, the Holy Spirit used the words of the Bible to grow faith in Jesus in Nokiyen’s heart. God, through the Holy Spirit, was building His Church in Hauna Village, Papua New Guinea!

Soon, many in Hauna village became Christians. They built a school to teach everyone how to read and write. They wanted all to be able to read the Bible themselves. They built a little church building so that they could meet together and praise God. How happy Marilyn was

to see how God was building His Church!

But there was much more work to do! Now the Sepik Iwam people knew about Jesus and had a Bible in their own language, but there were 100’s of other tribes in Papua New Guinea. They needed someone to learn each of their languages and write down the Bible for them. They needed to hear about Jesus.

One day a canoe load of fifteen people from a faraway village came to Hauna Village for some of Marilyn’s “white man’s” medicine. They watched all two hundred of the villagers go to school to learn to read and write! They went to church and heard the people joyfully singing to God and the pastors teaching them about Jesus, in their own language!

“Marilyn, do you think you could come to our village and put our talk on the banana leaf so that we might know about God, too?” the visitors asked. “Please will you come and teach us in our language about Jesus?”

But Marilyn sadly said, “I’m sorry, but I cannot come right now. I have to finish my work here first. But I will visit your village as soon as I can.”

A few weeks later, Marilyn kept her promise. She, her teammate, and some of the villagers made the four-day canoe trip up the river to the man’s village. Their friend greeted them excitedly. As they walked around, the little village of huts seemed much like other villages they had seen, except for a strange new building that stood in the very center.

“My friend,” Marilyn asked the man, “what is that building there in the center of the village?”

He said, “Oh, that is God’s house. That’s our church building.”

“Your church building? Who build it for you?”

“No one did. We built it ourselves.”

“Did you find someone to come to tell you about Jesus in your language so that you can learn about Him?” Marilyn asked.

“No, there is no one,” the man sadly said.

“Then what is that building for?” Marilyn wondered.

“We saw the little church building in your village and our people decided to build one, too,” the man explained. “Now we’re waiting for someone to come and tell us about God in our talk—in our language.”

Even in that little village, seeds had been planted in

the hearts of people. They were waiting for someone to teach them the Bible and tell them about Jesus. Waiting for the Holy Spirit to grow the tiny seeds of truth they had heard and make them into people who loved God—part of God’s Church.

Has someone gone to that village yet, to put their talk on the banana leaf so that they might know God? I do not know. But one thing I do know is that God, through His Holy Spirit, is building His Church, from people from every tribe and language. In heaven when all God’s people are gathered together, there will be people from every tribe and language standing before God’s throne, even people from that little village that Marilyn visited. That is the unfailing plan of God.

Cracking the Case:

It’s time to answer our Case Questions.

1. Who made the Banana Leaf Carvings? Where was she from? Where did she go to live?

Marilyn Laszlo. She was from Indiana and she went to Papua New Guinea, on the other side of the world.

2. For whom did she make the Banana Leaf Carvings? Why did she travel there to make the carvings for them? The Sepik Iwam people who spoke their language. Because she was part of God’s plan to bring the good news of Jesus to this people group so they would be part of His Church, too.

Something for You and Me

Our Bible Truth is:

The Holy Spirit Builds God’s Church

Our Bible Verse is: Acts 9:31

“[The church] was strengthened; and encouraged by the Holy Spirit, it grew in numbers, living in the fear of the Lord.”

But, what about you and me? Could there be a calling for us like there was for Marilyn Laszlo? Could God be calling us to help build His Church by telling others about Him: others who live next door to us or go to school with us; or even others like the people in that little village who built a church building and were waiting for someone to come and tell them about Jesus? If we are Christians—those who have turned from our sins and have trusted in Jesus as our own Savior—God does have a part for us to play in building His Church.

The Harvest of God’s Church is not complete. He still calls for more workers! He wants us to tell about Him so that the Holy Spirit can work in their hearts and bring them to be part of God’s Church, His people.

Let’s praise this God who through His Holy Spirit is building His Church of people from every tribe and language. Let’s ask Him to send out more of His people to help build His Church by spreading the good news about Jesus. Let’s ask Him to work in our hearts, help us to turn from our sins and trust in Jesus as our own Savior. Let’s ask Him to send the Holy Spirit to work in our hearts and to use even us to help build His Church, by telling others about Him.

Close in prayer.

Closing ACTS Prayer

A God, we praise You for being the Great Builder of the Church, Your people, from every tribe and nation, even tiny tribes in faraway places like Papua New Guinea.

C God, we confess that many times we are not like the people of the neighboring tribe who were so hungry to worship You and hear Your Word that they built a church building, even before someone came to tell them. Many times we are lazy and do not care to think about You or read Your Word, the Bible.

T God, we thank You for the great work You chose to do through C.T. Studd. Thank You for the many other missionaries who have gone out after seeing his example.

S God, work in our hearts. Help us to turn away from our sins and trust Jesus as our own Savior. Send Your Holy Spirit to work in our hearts that we might know and love You. Keep strengthening Your people to go out and tell all the peoples of the world about Jesus that they might be saved.

Special Words:

Linguistics: The study of languages, including how to write down a spoken language as a written language.

Papua New Guinea: A large island in the South Pacific where there are many tribes that still live very simple lives and still need the Bible translated into their own language. There are believed to be 848 languages on this island!

ACTS PRAYER ACTIVITY

Use this sheet to write down your ACTS Prayer

Instructions:

Use this sheet to help the children apply the Bible Truth into a prayer. You can use the ACTS provided or even better, have the kids think of their own applications. Also have the children add their personal requests to the prayer, too. Lead the children in the prayer or let them pray sections, with your help. Never force a child to pray! Non-readers can participate by you whispering a section of the prayer into their ear and allowing them to pray it aloud for the group.

ADORATION:

God, we praise You for being the Builder of Your Church by Your Holy Spirit.

God, we praise You for being.....

Add your own Adorations:

CONFESSION:

God, we confess that we are all sinners who need You to give us faith to believe in Jesus. We need Your Holy Spirit to work in our hearts. We need Jesus to be our Savior!

God, we have sinned against You....

Add your own Confessions:

THANKSGIVING:

Thank You, God for calling people from every tribe, nation, and language to be Your people, the Church.

God, we thank You for...

Add your own Thanksgivings:

SUPPLICATION:

God, work in our hearts, that we might turn away from our sins and trust in Jesus as our Savior. Send the Holy Spirit to live in our hearts that we might know and love You. and love Him. Build Your Church, in us and in people, all over the world!

God, we need Your help...

Add your own Supplication:

SNEAKY SNACK

Can you figure out how this snack relates to the story?

Snack: Indiana Farm Fruits and Vegetables

Any harvested fruit or vegetables (like what Marilyn would have harvested in Indiana)

This is only a suggestion. Feel free to modify. Be mindful of allergy issues among your children!

Case Tie-in: As Marilyn helped with growing and harvesting the crops on her family's farm in Indiana, she started thinking about wanting to be a part of bringing in God's "Harvest." She wanted to take the good news of Jesus to people in a faraway place that they might be saved and become part of God's people, too. She did this when she went to Papua New Guinea.

SOUL FOOD

Food for thought during snack time

1. What does the snack have to do with the story?

Choose a few questions from the other activity discussion sheets to talk about during this snack time.

2.

3.

4.

5.

6.

7.

Directions: Read and discuss Bible Truth, using a FEW of the questions. Play game. Feel free to modify the game to fit your children.

The Holy Spirit Builds God's Church

Many people think that a church is a building, but it's not. Church is the name for all of God's people.

God's Church is built by the Holy Spirit, one person at a time. The Holy Spirit works in the hearts of people, giving them the gift of faith as they hear God's Word, the Bible. The Holy Spirit helps them believe God's Word, turn away from their sins, and trust in Jesus as their Savior.

God has always planned for the Holy Spirit to bring people from everywhere in the whole world to be part of His people, the Church. The Bible tells us that the Church will be made up of people from every single people group and language in the world.

Every week, groups of God's people meet together to worship God in gatherings all over the world. This is what we call going to church. But in heaven, the whole Church--all of God's people, from everywhere and every time--will gather together to worship God forever. What a gathering that will be! The Bible tells us that it will be so many people that we won't even be able to count them.

We can be part of God's Church--God's people--too, when we turn from our sins and trust in Jesus as our Savior.

Understanding the Bible Truth

1. Is a church a building? *No.*
2. What is a church? *The name for God's people.*
3. Who builds God's Church? *The Holy Spirit, as He works in the hearts of people and gives them the gift of faith.*
4. Faith comes from hearing what? *God's Word, the Bible.*
5. How does the Holy Spirit work inside someone's heart when they hear God's Word? *He helps him to believe what he hears, confess and turn away from his sins and trust in Jesus as his Savior.*
6. What did God always plan for the Holy Spirit to do? *God has always planned for the Holy Spirit to bring people from everywhere in the whole world to be part of His people, His Church.*
7. What do groups of God's people meet together to do each week? *They gather together to worship God.*
8. What do we mean we say that we are going to church? *That we are going to gather together with some of God's people to worship Him.*
9. Where will the whole of God's Church gather for the first time? *In heaven.*
10. People from when and where will be part of God's Church? *In heaven, the whole Church, all the people of God, from everywhere and every time, will gather together to worship Him forever and ever.*
11. How many people will there be gathered together as God's people before God? *So many people that they can't be counted.*
12. How can we become part of God's Church--His dearly loved people? *By turning away from our sins and trusting in Jesus as our Savior.*

Bible Verse Connection Question

1. What does our Bible Truth have to do with our **Bible Verse: Acts 9:31**: "[The church] was strengthened; and encouraged by the Holy Spirit, it grew in numbers, living in the fear of the Lord.?"
The Church, God's people, grows in numbers as the Holy Spirit works in the hearts of people to turn them away from sinning and to trust in Jesus as their own Savior. He fills their hearts and encourages them by helping them to understand God's Word and giving them strength to obey it. He helps them want to live in the fear of the Lord: to want to live lives that please God.

Bible Truth Story Connection Questions

1. Why did Marilyn want to learn and write down the language of the Sepik Iwam people?

So that they could have the Bible in their own language and come to faith in Jesus.

2. How did the Holy Spirit use Marilyn's work to build God's Church?

Marilyn learned the Sepik language and taught them the Bible and about Jesus. The Holy Spirit worked in the hearts of the people who heard and gave them the gift of faith to believe.

Life Application Questions

1. How does God use His people to build His Church? *He uses them tell others what God's Word says and to tell them the good news about salvation through Jesus, so they might come to be part of God's people, too.*

2. Why should God's people think about being missionaries to people who have never heard about Jesus? *Because Jesus commands them to; and, because the Holy Spirit might use them to be the first to tell a new people about Him!*

3. How can we become God's people? *By turning away from our sins and trusting Jesus as our Savior.*

ACTS Questions

1. What is something we can praise God for because of this Bible Truth?

Praise God for giving the Holy Spirit to His people so they will believe.

2. What are sins we can confess to God because of this Bible Truth?

Confess that we do not pray enough for God to send the Holy Spirit into the hearts of our friends and family.

3. What is something we can thank God for because of this Bible Truth?

Thank God for calling people from every tribe, nation, and language to be His people.

4. What is something we can ask God for because of this Bible Truth?

Ask God to send out more of His people to every part of the world so all might hear about Jesus.

The Gospel

1. What is the good news of Jesus that the Holy Spirit helps people believe? What is the gospel?

God is the good Creator and King of the world. He made people to worship Him and live by His good laws. But we are all sinners who have rebelled against Him. We all deserve death--God's just, eternal punishment for our sins. How terrible! But God has good news for us. In His great mercy, God sent His Son Jesus to earth to save sinners. Yes, Jesus, the perfect Son of God, left His home in heaven and became a man. He lived the perfect life that pleases God. (He's the only one who has ever done that!) He offered it up to God His Father as the perfect sacrifice for sins when He suffered and died on the cross. Then, on the third day, Jesus rose from the dead in victory. He had fully paid for the sins of God's people, so they wouldn't have to! Now all who turn away from their sins and trust in Jesus as their Savior will receive forgiveness of sins and eternal life with God. They will be His very own special people who will know Him and enjoy Him forever. We can be God's people, too, if we turn from our sins and trust in Jesus as our own Savior.

Game: Storks

Materials

Three large, but soft balls

Tape

Bible Truth Questions

Preparing the Game

1. Choose 20+ questions for your game from the Bible Truth Discussion Questions, or make up your own.
2. Write the Bible Truth questions on small thin strips of paper (or make a photocopy of the Bible Truth Discussion Questions and simply cut them into strips) and put them in the bag/bowl.

Playing the Game

Divide the children into two teams, each on opposite sides of the room, facing each other. One team is "The Hunters". The other team is "The Storks." The hunters have three balls and they are to stand about twenty feet away from the storks, who are lined up, similarly to ten bowling pins. Storks are to balance on one leg without leaning on anything. They can switch from leg to leg, but must not stand on both at the same time. Read a question to the hunters. If they get it right, then one of the hunters gets three chances (3 balls) to roll the ball at the storks FAIRLY GENTLY and try to get them to put their other foot down. The Hunters score as many points as storks who lost their balance and put their foot down. Sides get switched when all the Hunters have had a turn: or, when they have been stumped by a question.

Game continues as number of questions, time, and attention span allow.

Non-competitive Option

Set a target number of points for the whole group. Challenge the children to see how many turns it takes score the target number of points. Once the target has been reached, start the game over and see how many turns it takes to reach the target the second time.

Optional TAKING IT TO OTHERS Activity: Quiz Questions

Have the children choose a few of the questions from the game to ask the parents/other children during TAKING IT TO OTHERS time. Help pre-readers by whispering the question in their ear and letting them ask it aloud to the parents/other children. Make sure you read the Bible verse aloud before you ask your questions.

Directions:

1. Write words to song in large print before class.
2. Play the song for the children, helping them follow along on the song sheet.
3. Discuss the song, using a few questions from the discussion sheet. *Don't use them all!*
4. Introduce sign language for key words of your choice from sign language sheet for your song. Use as few or as many as you think the children can learn.
5. Sing and sign the song. Sign language as well as large format lyrics and sheet music are found in the PFI Unit Songbook or online.
6. If desired, play the Song Game.

Optional TAKING IT TO OTHERS Activity: Presenting and Singing the Song

1. Sing and sign the song, encouraging the watching children/parents to join in.
2. Ask the class some of the questions listed below. The Bible Truth Connection Question is particularly good to help them understand how the song ties in with the Bible Truth.

The Church's One Foundation

Listen to it on PFI ESV Songs 10, Track 25

Verse 1

The Church's one foundation
 Is Jesus Christ her Lord;
 She is His new creation,
 By Spirit and the Word:
 From heav'n He came and sought her
 To be His holy bride,
 With His own blood He bought her,
 And for her life He died.

Understanding the Song

1. What is the church? Is it a building? *No. A local church is a group of Christians who gather together. The building is a church building. But the church this hymn is talking about is The Church, meaning all Christians in all places and in all times.*
2. What is a "foundation"? *Something that supports everything else. Builders lay a foundation of solid concrete before they build a house so that it won't fall down.*
3. Who is the Church's foundation? Why? *Jesus Christ is the Church's foundation because He is the only one who could save His people. Without Him, no one could ever be forgiven their sins and come to know God.*
4. Who is the "she" talking about? *The Church. In the Bible, God's people are called the Church, the Bride of Christ (a "she" image), the people He loves and cares for forever.*
5. Why is the Church called Jesus' new creation? How does He do that? *Jesus shed His blood on the cross (bought them with His blood) that His people might be saved. When they believe in Him, He sends the Holy Spirit to live in His people. The Holy Spirit comes into their hearts, cleansing them and making them like new—or new creations. But the Holy Spirit keeps working in their hearts, changing them so that they love God and live lives pleasing to Him, more and more.*

Bible Truth Connection Question

1. How does this song relate to our **Bible Truth: The Holy Spirit Builds God's Church?**

Church is the Bible word for all of God's people. Jesus Christ is the Church's foundation because He is the only one who could save His people. Without Him, no one could ever be forgiven their sins and come to know God. He bought all of God's people by paying for their sins with His own blood when He died on the cross. The Holy Spirit works in each of God's people, helping them turn from their sins and trust in Jesus as their Savior when they hear God's Word.. He gives them a new heart that knows and loves God and want to serve Him. One day the whole Church will be together with Jesus. The Church will be like His bride whom He loves and delights in forever. And how the Church will love Jesus! Like a bride loves her new husband, but far, far more!

Story Connection Question

1. How does this song relate to today's story? *Marilyn Laszlo helped bring the Word of God to the Sepik Iwam people so that they might hear about Jesus. She prayed that they would hear the Word of God and the Holy Spirit would work in their hearts. God answered her prayers and many became part of God's people, the Church. One day, these people would join the rest of God's people in heaven as part of the beautiful bride of Jesus.*

Life Application Questions

1. How does God use His people to build His Church? *He uses them to tell others what God's Word says and to tell them the good news about salvation through Jesus, so they might come to be part of God's people, too.*
2. Why should God's people think about being missionaries to people who have never heard about Jesus? *Because Jesus commands them to; and, because the Holy Spirit might use them to be the first to tell a new people about Him!*
3. How can we become God's people? *By turning away from our sins and trusting Jesus as our Savior.*

Bible Connection Question

1. What does this hymn have to do with our **Bible Verse: Acts 9:31**; "[The church] was strengthened; and encouraged by the Holy Spirit, it grew in numbers, living in the fear of the Lord."?
The Church belongs to Jesus. He saved them by dying on the cross for their sins. The Church grows in numbers as the Holy Spirit works in the hearts of people to turn them away from sinning and to trust in Jesus as their own Savior. He fills their hearts and encourages them by helping them to understand God's Word and giving them strength to obey it. This is how He helps them live in the fear of the Lord--that is, to want to live lives that please God. This is how He prepares them for the day that they will forever be with Him, as His dearly loved bride.

ACTS Questions

1. What is something we can praise God for from this hymn?
Praise God for being the Purchaser of the Church, His people.
2. What are sins we can confess to God from this hymn?
That many times we do not appreciate God's great love shown to His sinful people by sending Jesus to die and save them with His own blood.
3. What is something we can thank God for from this hymn?
We can thank God for choosing to save His people. They would never have chosen Him on their own. They would have never been saved and made into new creations with Him.
4. What is something we can ask God for from this hymn?
That God would work in our hearts that we confess our sins, might turn from our sins and trust Jesus as our Savior. We can ask Him to make us new creations through His Holy Spirit.

Gospel Question

1. Why did God's people need saving? What have all people done? What is the gospel?
God is the good Creator and King of the world. He made people to worship Him and live by His good laws. But we are all sinners who've rebelled against Him. We all deserve death--God's just, eternal punishment for our sins. How terrible! But God has good news for us. In His great mercy, God sent His Son, Jesus to earth as a man to save sinners. He lived the perfect life that pleases God. (He's the only one who's ever done that!) He offered it up to God His Father as the perfect sacrifice for sins when He suffered and died on the cross. Then, on the third day, Jesus rose from the dead in victory. He had fully paid for the sins of God's people, so they wouldn't have to! Now all who turn away from their sins and trust in Jesus as their Savior will receive forgiveness of sins and eternal life with God. They will be His very own special people who will know Him and enjoy Him forever. We can be God's people, too, if we turn from our sins and trust in Jesus as our own Savior.

Song Game: Sign It, Say It, What Does It Mean?

Materials

Sign Language signs used in song, particularly choose words with important meanings you want the children to learn, such as “grace”, “redeem”, etc.

Bag or bowl

Preparing the Game

1. Cut out signs and put in bowl.

Playing the Game

1. Practice the song and signs until the children know them well. Then put all the signs we’ve learned in this bag/ bowl and mix them up.
2. Ask one of the children to choose a sign, but not show it to anyone...but you, if they need some help.
3. Ask the child to do the sign for the rest of the children and see if the other children can guess which one it is. Do the sign with the child, if desired.
4. When the children guess the sign, ask them the meaning of the word. If no one guesses the sign, put it back in the bowl to be picked again.
5. Choose another child to pick a new sign from the bag and continue.

NOTE: You might want to sing the song after you do each word or couple of words.

Game continues as number of questions, time, and attention span allow.

choose a FEW questions for discussion, then choose the game and/or music activity

Meditation Version: Acts 9:31

"[The church] was strengthened; and encouraged by the Holy Spirit, it grew in numbers, living in the fear of the Lord."

Understanding the Bible Verse

1. What was strengthened? *The church.*
2. What church is being strengthened in this verse? *It was a gathering of Christians in a particular city.*
3. What does it mean for a church to be strengthened? *Not that everyone has bigger muscles and can lift heavy things, but that their faith in God is growing stronger, they understand more of God and His Word; they are loving and knowing God more; they are becoming more obedient to His good ways; and more lovingly towards each other.*
4. Who was encouraging this church? *The Holy Spirit.*
5. How does the Holy Spirit encourage a church? *He is at work in the hearts of believers, helping them to keep saying "no" to sin; helping them to better understand God's Word; growing their faith in God; helping them become more loving and knowing God better; helping them become more obedient to God's good ways; and helping them to act more lovingly towards each other. He gives them wisdom and courage to live God's way, even when it is very hard.*
6. Why did the church grow in numbers? *Because it was being encouraged by the Holy Spirit.*
7. How were people in the church living? *In the fear of the Lord.*
8. What does it mean to live in the fear of the Lord? *It means to live to please God, in your heart, with your words and with all your life.*
9. What is the difference between "church" and "Church"? *Church with a little "c" means a particular gathering of a group of believers, such as our own church. Church with a capital "C" means all of God's people, everywhere, from all time.*
10. If the Holy Spirit is strengthening a local "church", like in this verse, how is that also strengthening the "Church"—God's people from everywhere, all the time? *Because the Church is made up of churches while we are here on earth. To encourage and grow each little church adds up to encouraging and growing all of the Church. It won't be until heaven that the Church—all of God's people—will gather together.*

Bible Truth Connection Question

1. What does this verse have to do with the **Bible Truth: The Holy Spirit Builds God's Church?** *The Church, God's people, grows in numbers as the Holy Spirit works in the hearts of people to turn them away from sinning and to trust in Jesus as their own Savior. He fills their hearts and encourages them by helping them to understand God's Word and giving them strength to obey it. He helps them want to live in the fear of the Lord: to want to live lives that please God.*

Story Connection Question

1. How does this verse relate to our story? *As the Ipek Iwam people heard the Bible, the Holy Spirit worked in their hearts to turn away from their sins and trust in Jesus as their Savior. He filled the hearts of the new believers and encouraged them by helping them know and live out the truth of God's Word. The little church grew in numbers as more and more were saved. The Holy Spirit kept on working in their hearts, helping them want to "fear the Lord", that is, to live lives that please Him.*

Life Application Questions

1. How does God want us to live? *In the fear of the Lord.*
2. What is the first step in fearing the Lord? *Turning away from your sins and trusting in Jesus as your Savior.*
3. Who will God send to work in our hearts to encourage us and to help us live in the fear of Him, if we turn from our sins and trust Jesus as our own Savior? *The Holy Spirit.*

ACTS Questions

1. What is something we can praise God for from this Bible verse?

Praise God for being the Giver of a Helper to live inside Your people forever.

2. What are sins we can confess to God from this Bible verse?

That many times we want to do things on our own. We don't want a Helper, even though we need Him if we are to live for God. We need a Savior! We need the Holy Spirit!

3. What is something we can thank God for from this Bible verse?

We can thank God for sending the Holy Spirit to be His people's Helper. We can thank God for not having His people live life on their own. We thank Him for giving Him to them always to be with them, to live inside them...forever!

4. What is something we can ask God for from this Bible verse?

We can ask God to work in our hearts that we would want to turn away from disobeying Him and trust in this wonderful Jesus as our own Savior. We can ask Him to give us His Holy Spirit to live in our hearts so that we can know Him and He can help us to know God and His truth, and live for Him.

The Gospel

1. What must we do if we want to know God and be filled with His Holy Spirit? What is the gospel?

God is the good Creator and King of the world. He made people to worship Him and live by His good laws. But we are all sinners who have rebelled against Him. We all deserve death--God's just, eternal punishment for our sins. How terrible! But God has good news for us. In His great mercy, God sent His Son Jesus to earth to save sinners. Yes, Jesus, the perfect Son of God, left His home in heaven and became a man. He lived the perfect life that pleases God. (He's the only one who has ever done that!) He offered it up to God His Father as the perfect sacrifice for sins when He suffered and died on the cross. Then, on the third day, Jesus rose from the dead in victory. He had fully paid for the sins of God's people, so they wouldn't have to! Now all who turn away from their sins and trust in Jesus as their Savior will receive forgiveness of sins and eternal life with God. They will be His very own special people who will know Him and enjoy Him forever. We can be God's people, too, if we turn from our sins and trust in Jesus as our own Savior.

Game: Duck, Duck, Goose

Materials

Bible verse written up in large print so that all can see

Preparing the Game

None.

Learning the Verse

Some or all of your children may be non- or early readers. Teach the verse in sections, having them say it after you. Repeat a few times. Add clapping or other movement as they say it.

Directions

1. If desired, lead the children in a discussion of a **FEW** of the most important questions before beginning game.
2. Explain the game to them as follows:

Have the children sit in a circle, cross-legged on the floor. Choose a child to be "it". "It" will walk around behind the seated children, tapping each one on the head, the whole group recites the verse, saying one word for each head tap. The child whose head is the last one to be tapped must get up and chase "It", hoping to tag "It" before "It" can get around the circle and sit down in the open spot in the circle. If the child does tag "It" then he may take his place in the circle. If not, then the new child is "It." Repeat as frequently as desired.

Game continues until all children are out; or, as time and attention span allow.

Optional **TAKING IT TO OTHERS** Activity: Quiz Questions

Have the children choose a few of the questions from the game to ask the parents/other children during **TAKING IT TO OTHERS** time. Help pre-readers by whispering the question in their ear and letting them ask it aloud to the parents/other children. Make sure you read the Bible verse aloud before you ask your questions.

Directions:

1. Write words to song in large print before class.
2. Play the song for the children, helping them follow along on the song sheet.
3. Discuss the song, using a few questions from the discussion sheet. *Don't use them all!*
4. Introduce sign language for key words of your choice from sign language sheet for your song. Use as few or as many as you think the children can learn.
5. Sing and sign the song. Sign language as well as large format lyrics and sheet music are found in the PFI Unit Songbook or online.
6. If desired, play the Song Game.

Optional TAKING IT TO OTHERS Activity: Presenting and Singing the Song

1. Sing and sign the song, encouraging the watching children/parents to join in.
2. Ask the class some of the questions listed below. The Bible Truth Connection Question is particularly good to help them understand how the song ties in with the Bible Truth.

The Church Was Strengthened

Listen to it on PFI ESV Songs 10, Track 27

The church was strengthened,
and encouraged,
By the Holy Spirit,
by the Holy Spirit,
It grew in numbers,
it grew in numbers,
Living in the fear of, the fear of the Lord.
Acts Nine, thirty-one.

Song Game: Pass the Secret Sign**Materials**

Sign Language signs used in song, particularly choose words with important meanings you want the children to learn, such as "grace", "redeem", etc.

Bag or bowl

Blindfold

Preparing the Game

1. Cut out signs and put in bowl.

Playing the Game

1. Practice the song and signs until the children know them well.
2. Have all the children stand in a tight circle, except one, "It," who will stand in the middle of the circle, blindfolded.
3. Have the children in the circle to put their hands behind their backs. Choose a sign from the bag and hand to a child in the circle, still keeping hands behind their backs, not looking at the sign.
4. When "It" says "Pass the Secret Sign", the children will begin to pass the sign around behind their backs.
5. When "It" says "Stop the Passing!" the child who has the sign freezes with the sign behind his back.
6. The child with the sign brings it around and looks at it. You can help the child practice the sign.
7. Then take the blindfold off of "It", watch the child with the card do the sign, then have "It" guess the name of the sign. (If desired, "It" can ask another child in the circle for help with their guess.)
8. The holder of the sign then becomes "It." Sing the song with all the signs, then repeat.

STORY REVIEW

Directions: Read and discuss Bible Truth, using a FEW of the questions. Play game. Feel free to modify the game to fit your children.

General Story Questions

1. What was Marilyn doing when she first felt called to be a missionary? *She was plowing a field in Indiana.*
2. What kind of "harvest" was she thinking about?
God bringing people to know Him after the Word of God had been "sown" in their hearts.
3. What did Marilyn learn to do in school and why? *How to write down languages that had never been written down so that she could one day write down the Bible in a new language.*
4. Where did Marilyn go to tell people about Jesus? *She went to Papua New Guinea, to the Hauna village.*
5. What was the name of the people she went to tell about Jesus? *The Ipsek Iwam people.*
6. How did Nokiyam help Marilyn? *He told her the names of things as she pointed to them so that she could learn their language and write it down for them.*
7. How did Marilyn learn to speak Sepik? *One word at a time, through the Ipsek Iwam people, especially Nokiyam.*
8. What did Marilyn want to write in Sepik for the people? *The Bible.*
9. What did Nokiyam do when he heard about Jesus? *He became a Christian, as the Holy Spirit worked in his heart, helping him to turn from his sins and trust in Jesus as his own Savior.*
10. What were the words for paper and pen? *Banana leaf and thorn.*
11. Why was Nokiyam surprised to hear that Marilyn was writing down their language? *He thought that only the "white man's" language could be written down.*
12. What did many other Sepik Iwam's do when they heard about Jesus? *They wanted to become Christians, too.*
13. What two buildings did they build? *A school and a church building.*
14. What did the men from the other village think when they came to visit Huana Village? *They were curious. They had never seen anything like this before, as the 200 villagers gathered to worship God.*
15. What did the men from the other village want Marilyn to do?
They wanted her to come and teach them about Jesus.
16. Why couldn't Marilyn go to the other village and what did she promise them? *She had to finish her work in Hauna, but she would come as soon as she could for a visit.*
17. What unusual thing did Marilyn see when she went to the other village? *They had already built a church building to prepare for the day when someone would come to tell them about Jesus.*
18. How did the Lord use Marilyn to build His Church? *She translated their language into a written language and taught them how to read so they could learn the Bible for themselves. As they heard the Bible in their own language, the Holy Spirit worked in their hearts.*

Bible Truth Connection Questions

1. What does this story have to do with our Bible Truth? *The Holy Spirit built God's Church, by working in the hearts of the Sepik Iwam people and the men from the other village when they heard about Jesus.*

Bible Verse Connection Question

1. What does the story have to do with our Bible Verse: **Acts 9:31:** "[The church] was strengthened; and encouraged by the Holy Spirit, it grew in numbers, living in the fear of the Lord.?"
As the Ipsek Iwam people heard the Bible, the Holy Spirit worked in their hearts to turn away from their sins and trust in Jesus as their Savior. He filled the hearts of the new believers and encouraged them by helping them know and live out the truth of God's Word. The little church grew in numbers as more and more were saved. The Holy Spirit kept on working in their hearts, helping them want to "fear the Lord", that is, to live lives that please Him.

Life Application Questions

1. How do we become part of God's Church? *Confess our sins to God and trust in Jesus as our own Savior.*
2. What would be hard for you to leave behind if you went to a faraway place to tell others about Jesus?
3. Do you know anyone from our church who has gone out to tell others about Jesus?

ACTS Questions

1. What is something we can praise God for being that we learned in our story?

Praise God for being the Great Builder of the Church, His people, from every tribe and nation, even tiny tribes in faraway places like Papua New Guinea.

2. What is something we can confess as sin that we learned in our story?

Confess that many times we are not like the people of the neighboring tribe who were so hungry to worship God and hear His Word that they built a church building, even before someone came to tell them. Many times we are lazy and do not care to think about God or read His Word, the Bible.

3. What is something we can thank God for that we learned in our story?

We can thank God for the work He has done through Marilyn Laszlo and by the Holy Spirit and His Word, in Papua New Guinea.

4. What is something we can ask God for that we learned in our story?

We can ask God to work in our hearts, helping us to turn away from our sins and trust Jesus as our own Savior. We can ask Him to send the Holy Spirit to work in our hearts that we might know and love Him. We can ask Him to keep strengthening His people to go out and tell all peoples about Him that they might be saved.

The Gospel

1. What was the message that Marilyn wanted the Ipsek Iwam to know? What is the gospel?

God is the good Creator and King of the world. He made people to worship Him and live by His good laws. But we are all sinners who have rebelled against Him. We all deserve death--God's just, eternal punishment for our sins. How terrible! But God has good news for us. In His great mercy, God sent His Son Jesus to earth to save sinners. Yes, Jesus, the perfect Son of God, left His home in heaven and became a man. He lived the perfect life that pleases God. (He's the only one who has ever done that!) He offered it up to God His Father as the perfect sacrifice for sins when He suffered and died on the cross. Then, on the third day, Jesus rose from the dead in victory. He had fully paid for the sins of God's people, so they wouldn't have to! Now all who turn away from their sins and trust in Jesus as their Savior will receive forgiveness of sins and eternal life with God. They will be His very own special people who will know Him and enjoy Him forever. We can be God's people, too, if we turn from our sins and trust in Jesus as our own Savior.

Game: Windssock Wall Ball

Materials

Small ball such as a tennis ball, Nerf or foam ball
 The bottom half of a pantyhose leg
 16 sheets of variously colored construction paper
 Paper and marker
 Masking Tape
 Story Review Questions or other story review questions

Preparing the Game

1. Choose 20+ questions for your game from the Story Review Discussion Questions, or make up your own.
2. Make a windssock ball by placing the ball in the pantyhose leg and tying a knot right above the ball.
3. Choose three different point values for questions and write each value on three sheets of the construction paper. On the last four sheets draw a question mark shape. Tape these sheets of paper to the wall (or on the floor, if no wall is available) in the shape of a square, mixing up all of the point values. Make a shooting line with the masking tape.

Playing the Game

Divide the children into two teams and have them line up at the throw line. Ask a child from Team A to come up to the throw line. Hand him the windssock ball and let him throw it at the point cards on the wall. If he hits a point value, then the leader reads a Story Review question to his team. If they answer it correctly, they get the points. If not, then Team B can get the points for a correct answer. If he hits a star instead of a point value, then Team B gets to think up a question to ask Team A. If Team A gets it right, then they get double the highest point value on the board. If Team B stumps them—and can answer the question, themselves—then THEY get the double point value.

Play then resumes as the first player for Team B throws the windssock ball. Read him one of the statements and ask him to give his answer: true, false, not in the story by throwing the ball into the basket with the right answer card on it. If correct, then he scores 2 points for his team. If incorrect or accidentally goes into the wrong basket, the statement is read to the first person in line for the other team. If he tosses the ball into the right basket, then he scores one point for his team.

Play continues until everyone gets a chance to toss the windssock ball, as Story Review questions last; or, as time and attention span allow.

Non-competitive Option

Don't split into teams. Have the children take turns throwing the ball and answering the questions together. Tally up the points as a group number.

Optional **TAKING IT TO OTHERS** Activity: Quiz Questions

Have the children choose a few of the questions from the game to ask the parents/other children during **TAKING IT TO OTHERS** time. Help pre-readers by whispering the question in their ear and letting them ask it aloud to the parents/other children.

CASE REPLAY ACTIVITIES**P.1**

Use this guide to review the Case Story and act it out for others to enjoy!

CASE REPLAY, JR: YOUNGEST CHILDREN

Description: The children will act out the story together, everyone doing the same action/sound effect at the same time. This activity is most suitable for kindergarteners.

Materials

The Case RePlay, Jr. script for younger children

Preparation

1. Read through the script and write in the blanks along the side possible actions/sound effects the children could do to act it out.

Instructions

1. Tell the children that they will be re-enacting the story together as you tell it.
2. As you read the script, lead the children in actions/sound effects to do with you.
3. If desired, you can read the script and stop at certain sentences and ask them what a good action/sound effect would be to act out what you just read.
4. Repeat the re-enactment one or two times more.

CASE REPLAY, SR: OLDER CHILDREN

Description: The children act out the story as a three-scene play. You will narrate it using the Case RePlay, Sr. script and they will act it out (no spoken words, for the most part), with each child assuming a different character's role. This activity is most suitable for first grade and up. You will review the story, then practice it a few times before performing it for others.

Materials

The Case RePlay, Sr. script
White board or other large format paper
Costumes and props

Preparation

1. Prepare for the play by choosing costumes and props for each character in the story. Decorate the area with any scenery props.
2. Write the words "Beginning," "Middle," "End" on a large piece of paper/whiteboard with plenty of space under each heading. You will use this paper to help the children think about the story as a three-scene play, as it is presented in the script.

Instructions

1. Tell the children that they will get to act out the story as a three-scene play, with a beginning, middle and end section. Tell them that before they can act it out, they need to think it out. as you narrate it with your script.
2. Take the children's answers as they recount the story, helping them put key incidents in the right order.
3. If desired, when they have filled in their Beginning, Middle, End, read through your whole (real) script, so they hear exactly what you will have them act out.
4. Then tell the children that it's time to practice acting out the story.
5. Assign parts to each child. If you are using costumes, do NOT give them out at this point. They will be a distraction.
6. Have all the children sit on the floor or in chairs on one side of the "stage," then call the characters up in place as their part in the story comes.
7. As you read the script, guide the children in where you want them to move or do to act it out.
8. After going through the whole script once, give out any costumes and props and act out the script once or twice more.

Optional TAKING IT TO OTHERS Activity: Re-enacting the Story

Read the script as the children act out together (younger) or assuming different roles (older) as the other children or the parents watch.

CASE REPLAY, JR--YOUNGER KIDS (KINDERGARTEN) P.2

Welcome to our play! The name of our story is: The Case of the Banana Leaf Carving.

Our story starts out in Indiana, in the United States, in the 1950's.

And now we present: "The Case of the Banana Leaf Carving."

Scene 1:

As Marilyn Laszlo was plowing the fields of the family farm, she thought about Jesus' teaching to go out and tell the gospel to people everywhere. She wanted to be a part of God building His Church. She decided that she will grow up to be a missionary to people who had not even heard of Jesus yet. Marilyn went to school and trained to learn how to write down a spoken language into a written one for the first time.

Actions:

Scene 2:

When Marilyn finished her training, she and her teammate are sent to the Hauna Village in Papua, New Guinea to learn their language. They wanted to tell the Sepik Iwam people about Jesus and write the Bible down in their own language. Nokiyan helps them learn words and write them down. They finally learn enough to start writing the Bible in Sepik. Nokiyan becomes a Christians when he hears the gospel. Many others become Christians. They start a school to learn how to read and write, so they can learn the Bible on their own. They build a church hut so they can meet together and worship God.

Scene 3:

People from another village come to Huana village for medicine. They see the people going to school and hearing God's Word in a church hut. They ask for Marilyn to come and write down their language so they can hear about God. Marilyn cannot go, but offers to visit soon. When Marilyn finally does go, she is shocked at what she finds. The villagers have already built a church hut, to be ready for the day when someone will come to tell them about Jesus and they can go to church, too.

Bible Truth Tie-In:

The Bible Truth we are learning is: **The Holy Spirit Builds God's Church.** The Holy Spirit used Marilyn Laszlo to help build God's Church in Papua New Guinea.

CASE REPLAY, SR--OLDER KIDS (1ST GRADE AND UP) P.3

Welcome to our play! The name of our story is: The Case of the Banana Leaf Carving.

Our story starts out in Indiana, in the United States, in the 1950's.

The characters in our story are: Marilyn Lazlo and her teammate, and the Sepik Iwam people, especially Nokiyan

And now we present: "The Case of the Banana Leaf Carving."

Scene 1: (Beginning)

As Marilyn Laszlo was plowing the fields of the family farm, she thought about Jesus' teaching to go out and tell the gospel to people everywhere. She wanted to be a part of God building His Church. She decided that she will grow up to be a missionary to people who had not even heard of Jesus yet. Marilyn went to school and trained to learn how to write down a spoken language into a written one for the first time.

Scene 2: (Middle)

When Marilyn finished her training, she and her teammate are sent to the Hauna Village in Papua, New Guinea to learn their language. They wanted to tell the Sepik Iwam people about Jesus and write the Bible down in their own language. Nokiyan helps them learn words and write them down. They finally learn enough to start writing the Bible in Sepik. Nokiyan becomes a Christians when he hears the gospel. Many others become Christians. They start a school to learn how to read and write, so they can learn the Bible on their own. They build a church hut so they can meet together and worship God.

Scene 3: (End)

People from another village come to Huana village for medicine. They see the people going to school and hearing God's Word in a church hut. They ask for Marilyn to come and write down their language so they can hear about God. Marilyn cannot go, but offers to visit soon. When Marilyn finally does go, she is shocked at what she finds. The villagers have already built a church hut, to be ready for the day when someone will come to tell them about Jesus and they can go to church, too.

Bible Truth Tie-In:

The Bible Truth we are learning is: **The Holy Spirit Builds God's Church.** The Holy Spirit used Marilyn Laszlo to help build God's Church in Papua New Guinea.

John 3:16 from the Septik Iwam New Testament

Description

The children will write in and/or decorate around the words of John 3:16 written in the language of the Ipsek Iwam people.

Materials

Pattern of Bible verse and frame (words written in already: best for youngest children)

OR

Patterns of Bible verse and frame (frame blank and children can add in the words: better for older children)

Coloring pencils, markers, crayons, etc

Preparing the Craft

1. Print out copies of verse/frame, according to whether the children will write in the words or not.
2. Make a sample to show the children.

Making the Craft

1. Have the children write/color in the frame around the words.

Optional TAKING IT TO OTHERS Activity: Craft Presentation

If you are presenting the craft to other children or parents the children can hold up their crafts (or your model craft) and read their Bible Truth Connection answers to explain the importance of the craft.

CASE CRAFT**Discussion Guide****Instructions:**

As the children are settled into making their craft, ask them these questions to help them understand the craft's significance. Use the answers provided to guide the children's answers.

Discussion Questions

1. Where did Marilyn Laszlo go to tell the good news of Jesus? *Papua, New Guinea.*
2. Who was the first of the villagers to become a Christian? How did it happen? *Nokiyan came to believe in Jesus as his own Savior when he heard and read Yal Win Kibya (The New Testament in his own language).*
3. Who worked in Nokiyan's heart, helping him believe as he heard God's Word?
The Holy Spirit. He was at work, building God's Church.
4. What is Bible Truth that we are learning?
The Holy Spirit Builds God's Church.
5. What does our craft have to do with our Bible Truth: *The Holy Spirit Builds God's Church?*
The Holy Spirit worked in the hearts of the people of Hauna as they read the Bible in their own language. They believed in Jesus and were saved. The Holy Spirit was building God's Church, right there in Papua New Guinea.
6. What can our craft help us remember?
The Holy Spirit living inside His People is very, very powerful! He gives them do mighty things for God.


TAKING IT TO OTHERS**Craft Presentation****Instructions:**

Have children hold up your model craft/their crafts. Choose five children (or you say) the five sections below to explain the craft's importance.

Presentation:

1. Our craft is: John 3:16 from the Septik Iwam New Testament.
2. Deep in the jungles of Papua. New Guinea, Nokiyan came to believe in Jesus as his own Savior when he heard and read Yal Win Kibya (The New Testament in his own language) because God builds His Church—brings people to repent of their sins and trust in Jesus as their Savior—by His Holy Spirit working in their hearts as they hear God's Word.
3. Our Bible Truth is: The Holy Spirit Builds God's Church.
4. The Holy Spirit worked in the hearts of the people of Hauna as they read the Bible in their own language. They believed in Jesus and were saved. The Holy Spirit was building God's Church, right there in Papua New Guinea.
5. Our craft can help us remember that the Holy Spirit works powerfully when God's Word is heard and read. This is how He builds God's Church.

Note: Even non-readers can participate in presenting the craft, if you will whisper what they are to say in their ear and let them say it aloud for the others to hear.



Jon 3:16

from Yai Win Kibya (The New Testament) of the Septik Iwam people, Papua New Guinea

“Adi Komii kriimir Wanin siya iikiam whickakim kariirim


nuanim simiiram naing wokwonameikon mi


siya siir yinisim awirkinwiruwan siir asi nikropkikin.

Mi yipiki siiram naingwo tibmii kiini sima wi nao rani

mi wi kigugu iguskl rani, Niinagka. Sima wi omwai


niriiyar waiyayokiyokiikaeyami Adi komii krimiir.”





Jon 3:16

from Yai Win Kibya (The New Testament) of the Septik Iwam people, Papua New Guinea



BEFORE CLASS:**1. PICK YOUR PERSON**

VIPPs can be anyone in your church! Typically, they fall into 6 categories: Church staff, Elders, Deacons/deaconesses, Special Volunteers (people who aren't paid, but spend a lot of time helping out in particular ways), Supported Workers (a.k.a. missionaries), and Church Members.

2. GATHER YOUR FACTS

Use the VIPP Information Sheet to write down the facts about your VIPP. The information on this worksheet is used in the VIPP activities, listed in the "Choose an Activity" section below.

DURING THE ACTIVITY:**1. INTRODUCE YOUR VIPP**

Introduce your VIPP to the children, using the VIPP Information Sheet. Fill in a set of VIPP Clue Cards with the information for your VIPP. If desired, you can even have the actual person come into class for the children to meet.

Need help describing what someone does for the church in a kid-friendly way? Click on the list of common VIPPs and how to describe what they do to kids. See if your VIPP is one of these. It may save you some time.

2. PRAY!

Lead the children in praying for the VIPP. Ask the children if they would like to pray for one of the VIPPs prayer requests. Even non-readers can pray for the VIPP if you whisper the prayer request in their ear, then let them say it aloud. Never force a child to pray!

3. CHOOSE AN ACTIVITY

There are two activities you can use to help the children learn about the VIPP:

VIPP Clue Cards: These are 9 coloring sheets in which children fill in the 9 things they learn about the VIPP from the VIPP Information Sheet. Photocopy a set of each child. Use as few or as many of these Clue Cards as you desire.

VIPP Game: This is a game that uses a set of Clue Cards for one or two VIPPs.

Choose a VIPP and fill in his/her information on the VIPP Information Sheet. Fill in a set of VIPP Clue Cards with the information for your VIPP. Tell the children about the VIPP, having them fill in the VIPP Clue Cards with the key facts as they learn them. Write any words the children need to write on a white-board or other piece of paper so they can see how to spell them. Help younger children write these words on their clue cards. Ideas for how to tell the children about many common VIPPs are listed at praisefactory.org with the resources for this Bible Truth.

Optional TAKING IT TO OTHERS Activity: Introduce and Pray for the VIPP

If you are presenting the VIPP to other children or parents you can assign children to hold up the 10 clue cards and say what each card tells about the VIPP. (Or, you can have the children hold them up as you tell what each one means.) Then lead the children in praying for the VIPP.

Game: Beanbag Toss In

Materials

Information for one VIPP

2 Sets of Clue Cards

8 Letter-sized Envelopes or folders

Bean Bag(s), one per child

Tape

Preparing the Game

1. Fill in one set of clue sheets for the VIPP you are using.
2. Tape the other (blank) set of Clue Cards to the outside of the manilla envelopes.
3. Put the filled-in clue cards in the corresponding envelope.
4. Tape each down to the floor, fairly close together.

Playing the Game

Reveal: Tell the children about the VIPP, showing them your filled-in clue cards as you tell about them.

Review: At your signal, have the children take toss their bean bags onto the envelopes. Then one that has the most bean bags on it/near it is the one you will open. (The children may have fun taking turns designating one as the target before tossing.) The teacher (or the child) tells the Clue Card category. The other children try to remember what the VIPP's answer was. Open it up and see if they got it right. If they did, the Clue Card is retired. If not, it can be added back into the Clue Cards to be tossed at.

VIPP INFORMATION SHEET

VIPP NAME:

WHAT VIPP LOOKS LIKE

Man or Woman? _____

Hair color? _____

Eye color? _____

FAVORITE ANIMAL

FAVORITE FOOD

FAVORITE FREE TIME ACTIVITY

WHAT VIPP DOES DURING WEEK

VIPP GROUP OF SERVICE:

Church Member

Deacon

Elder

Church Staff

Special Volunteer

Supported Worker
(Missionary)

3 WAYS VIPP SERVES CHURCH

**3 WAYS TO PRAY FOR
THE VIPP**

BIBLE TRUTH 4, LESSON 3: PLANNER/OVERVIEW

GETTING STARTED: Welcome and Opening Songs (*introduce unit and get kids moving with these songs*)

Welcome to Praise Factory: PFI: Praise Factory Investigators Theme Song *PFI ESV Songs 10, Track 1*

Rules to Help Us Worship God and Love One Another: WoGoLOA Classroom Rules Song
PFI ESV Songs 10, Track 2

Big Question Under Investigation: Big Question 10 Songs *PFI ESV Songs 10, Tracks 3,4*

Big Question Bible Verse: Ezekiel 36:26 Song: *PFI ESV Songs 10, Track 5*

Extra Bible Verse: Ezekiel 36:26, ESV Song: A New Heart PFI ESV Songs 10, Track 6

Extra Bible Verse: Ezekiel 36:26, ESV Song: Within You PFI ESV Songs 10, Track 7

Extra Bible Verse: Ezekiel 36:25-27, ESV Song: You Shall Be Clean PFI ESV Songs 10, Track 8

DIGGING DEEP DOWN: Key Concept and Story (*introduce the Bible Truth and tell the related story*)

Bible Truth 4: The Holy Spirit Builds God's Church

Bible Truth Hymn: The Church's One Foundation, v.1 *PFI ESV Songs 10, Track 25*

Extra Song: God's One Big Plan PFI ESV Songs 10, Track 26

Bible Verse: Acts 9:31

Bible Verse Song: The Church Was Strengthened *PFI ESV Songs 10, Track 27*

Extra Bible Verse Song: Behold, A Great Multitude Revelation 7:9-10 PFI ESV Songs 10, Track 28

Lesson 3 New Testament: The Case of the Forbidden Soldier *Acts 2,10*

TAKING ACTION: Response Activities (*choose from among these activities*)

Snack and Discussion Planner: Unclean Animals of Peter's Vision

ACTS Prayer: Prayer Sheet

Bible Truth Review: Discussion Questions and Game: Silly Grand March

Bible Truth Hymn: The Church's One Foundation, v.1 *PFI ESV Songs 10, Track 25*

Song, Sign Language and Song Game: Mimic Me! **PFI ESV Songs 10 BOOK or ONLINE**

Bible Verse Review: Acts 9:31 Discussion Sheet and Game: Mr. Freezie Ball

Bible Verse Song: The Church Was Strengthened: Acts 9:31 *PFI ESV Songs 10, Track 27*

Song, Sign Language and Song Game: Word Take Away **PFI ESV Songs 10 BOOK or ONLINE**

Story Review: Discussion Questions and Game: Obstacle Course Quiz

Case Replay, Jr: Drama Activity for Youngest Children (children do same story actions together)

Case Replay, Sr: Drama Activity for Most Children (children re-tell story with individual parts)

Craft: Romans, Like Cornelius the Centurion

VIPP (Very Important Prayer Person) Prayer Time: Coloring Sheets (back of book), Game: Hot and Cold Hide

TAKING IT HOME: Take Home Sheet for Review and Family Devotions

PFI Pronto: Bible Truth 4, Lesson 3 **PFI ESV Prontos 10 BOOK or ONLINE**

The Case of the Forbidden Soldier *Acts 2,10* by Connie Dever**Our story is: The Case of the Forbidden Soldier.****As you listen to the story, see if you can figure out:**

1. Who was the Forbidden Soldier? Who thought he was forbidden? Why?
2. How did God show that he wasn't forbidden? What were God's plans for this soldier and others like him?

This story takes place in New Testament times, very soon after Jesus rose from the dead and went to heaven.

On the Day of Pentecost, the Holy Spirit filled the hearts of the 120 believers in Jesus gathered for prayer at the Cenacle. They burst out of the Cenacle and by the power of the Holy Spirit, began to speak in the languages of the visiting Jews. Thousands of curious Jews gathered before Peter to understand how it was they could hear about Jesus in their own language.

"Long ago God promised: in the last days I will pour out my spirit on all people and all who call on the name of the LORD will be saved. This is what you see. Turn away from your sins and trust in Jesus as your Savior and you, too, will receive the Holy Spirit."

How powerfully the Holy Spirit worked that day as over three thousand Jews from all over the world heard Peter's message and believed that day!

But God's promise was to save all people--that is, peoples from every nation-- not just Jewish people...and this was news to Jesus' disciples. Not even Peter, who quoted God's promise understood. He was a Jew and like other Jews, believed that people had to become Jews if they were to be God's people. The Jews called all other peoples "Gentiles", or "Goyim." What does Goyim mean? It means dogs. Dogs were dirty, no good animals and that's just how the Jews felt about the non-Jews. Have nothing to do with them!

The Jews had many rules about the Gentiles: Don't eat or drink with them. Don't touch them or their stuff. Don't talk with them. Don't let them in your house... and certainly don't go in their house. If you did these things, you might become "unclean," which doesn't mean you were dirty, but that you wouldn't be allowed to worship in the Temple area without first making a sacrifice for your uncleanness. One thing was clear: Jews and Gentiles should not mix!

But God's plan for His Church was clearly different from what these Jews understood. And when we look

around our church, not many of us were ever Jewish. Most of us are...well....Goyim!--Gentiles! What happened? This story is about just that.

Our story starts in Caesarea, the magnificent city the Romans named after Caesar Augustus. As Roman headquarters in Israel, it was filled with luxurious, Roman palaces, huge government buildings, and an Olympic stadium with seating for four thousand. There even was an enormous temple dedicated to Rome and Caesar, with a forty foot statue of Caesar in it!

Caesarea was not just a city filled with Roman buildings. It was filled with Romans! Hundreds of Roman soldiers and their leaders--centurions--were stationed here until they were sent out to other parts of Israel or the world. There were some Jews who lived in Caesarea, but most wanted nothing to do with it or the Roman Goyim living there.

But God had other plans. By His Holy Spirit, He was building His Church and He had always planned that it would include many Gentiles in it as it was about to make clear to the disciples. At Caesarea there was centurion named Cornelius, a member of the Italian Regiment. Cornelius and his family were different from most Romans. They worshiped the LORD and lived for Him. Cornelius was known as a man of prayer and as someone who helped those in need, but Cornelius did not know about Jesus...yet.

One afternoon, about 3 pm, Cornelius had a vision. An angel of God, said to him: "Cornelius!"

Cornelius stared at him in fear. "What is it, Lord?"

The angel answered, "Your prayers and gifts to the poor have been noticed by God. Send men to Joppa to bring back a man named Simon who is called Peter. He is staying near the sea with Simon the tanner," he said.

Story-telling Tips

Ahead of time:

1. Read the Bible verses and story. Pray!
2. Create story cue cards on index cards (or highlight text).
3. Practice telling story dramatically, timing your presentation. Shorten, if necessary to fit your allotted time.
4. Decorate area with story props that help bring your story alive.

During your presentation:

1. Maintain as much eye contact as possible as you tell the story. Point to/use props at important points in the story. Include the kids in your story with a few questions about what they think will happen or words/concepts that might be new to them.
2. Watch the kids for signs that their attention span has been reached. Shorten, if necessary.

Cornelius called two of his servants and one of his soldiers who also loved the LORD, and told them everything that had happened. He sent them to Joppa, a about thirty miles south, to find Peter.

About noon the following day as they were on their journey and approaching the city, Peter went up on the roof to pray. He became hungry and wanted something to eat, and while the meal was being prepared, he had a special dream. He saw heaven opened and something like a large linen sheet being let down to earth by its four corners. It contained all kinds of unclean animals, reptiles and birds. Not DIRTY creatures but the kinds the Gentiles ate, but the Jews thought it was wrong to eat.

Then a voice told him, "Get up, Peter. Kill and eat."

"Surely not, Lord!" Peter replied. "I have never eaten anything unclean." Peter wanted to be a "good" Jew. He did not want to be like the Gentiles.

The voice spoke to him a second time, "Do not call anything unclean that God has made clean."

This happened three times, and immediately the sheet was taken back to heaven.

While Peter was wondering about this special dream, the men sent by Cornelius arrived at Simon's house. They stood at the gate and called out, "Is Simon Peter staying here?"

The Holy Spirit prepared Simon for what was about to happen, "Simon, three Gentiles men are looking for you. Go downstairs to them and go with them, for I have sent them."

Peter went down and said to the men, "I'm the one you're looking for. Why have you come?"

The men replied, "We have come from Cornelius the centurion. He is a righteous and God-fearing man, who is respected by all the Jewish people. An angel told him to have you come to his house so that he could hear what you have to say."

Then Peter did something unthinkable for a Jew. He invited the men into the house to be his guests.

The next day Peter and some other Jews who had become Christians went with the men to see Cornelius in Caesarea.

When Peter and the others came to Cornelius' house Cornelius fell at Peter's feet to honor him, but Peter said,

"Stand up, I am only a man myself."

Talking with him, Peter went inside and found a large gathering of Cornelius' friends and family, eagerly waiting to hear what Peter had to say....and they were ALL Gentiles, just like Cornelius! God was indeed building His church bigger than anything Peter or the other Jews could have imagined!

Peter said to them: "You know that it's against our law for a Jew to associate with a Gentile or visit him. But God has shown me that I should not call any man unclean. So when I was sent for, I didn't hesitate to come. May I ask why you sent for me?"

Cornelius told Peter the message the angel had given him a few days earlier, then said, Now tell us everything the Lord has given you to say."

Then Peter began to speak: "God has showed me that He accepts not just Jews, but people from every nation who fear him and do what is right.

God sent the Jews the good news of peace through Jesus, who He anointed with the Holy Spirit and power. We are witnesses of everything he did in the country of the Jews and in Jerusalem. They killed him by death on a cross, but God raised him from the dead on the third day and caused him to be seen...by us who ate and drank with him after he rose from the dead. He commanded us to preach to the people and to testify that he is the one whom God appointed as judge of the living and the dead. All the prophets testify about him that everyone who believes in him receives forgiveness of sins through his name."

The Holy Spirit was at work in the hearts of all those present, giving them each faith to turn from their sins and trust in Jesus as their Savior, as God made quite clear as by the Holy Spirit, God gave these Gentile believers the same gift of speaking in many languages as He had on Peter and the other Jewish believers on the Day of Pentecost.

Then Peter said, "Can anyone keep these people from being baptized with water? They have received the Holy Spirit just as we have." So he ordered that they be baptized in the name of Jesus Christ. Then they asked Peter to stay with them for a few days."

What were the words from the Bible that Peter had spoken to the crowds on Pentecost? They were: "In the

last days, I will pour out my Spirit on all people and everyone who believes in the name of the LORD will be saved." Now Peter knew the truth of those words. God, through His Holy Spirit, was building His Church. He was gathering in people from every nation, every language, every kind of Gentile.

And that is why even today, in our church, there are so many Gentiles. The LORD's mercy upon all peoples, first shown to Cornelius and his family, has continued on and on to many others, through the thousands of years since that day in Joppa.

Cracking the Case:

It's time to answer our Case Questions.

1. Who was the Forbidden Soldier? Who thought he was forbidden? Why?

Cornelius. Peter and all the first believers. They were all of a Jewish background and mistakenly thought that God's people would all come from the Jews or people who first became Jews.

2. How did God show that he wasn't forbidden? What were God's plans for this soldier and others like him?

God gave Peter a special vision and then explained to him what it meant when he met Cornelius. For them to be part of His people, too. His Church would come from every people, not just Jews.

Something For You and Me

Our Bible Truth is:

The Holy Spirit Builds God's Church

Our Bible Verse is: Acts 9:31

"[The church] was strengthened; and encouraged by the Holy Spirit, it grew in numbers, living in the fear of the Lord."

What about you and me? Can the Lord's mercy extend even to us? Could God really plan to build His Church even with you and me? Yes, the Lord promises us that if we confess our sins to Him and turn from them to trust in Jesus, He will fill us with His Holy Spirit and we can be part of His People, His Church, just like Cornelius and his family.

Let's praise God for choosing to build His Church from all peoples, even people like you and me. Let's ask Him to work in our hearts, helping us to turn from our sins and trusting His as our own Savior. Let's ask Him to send the Holy Spirit to live inside us and make us part of His glorious Church. *Close in prayer.*

Closing ACTS Prayer

A God, we praise You for being holy, yet providing the way through Jesus for unacceptable sinners (like all of us!) to be accepted by You as Your own, dear people.

C God, we confess that we are sinners who have chosen to disobey You and Your good ways. We are unacceptable to You, on our own. We need a Savior!

T God, we thank You for choosing to include people from every tribe, nation and language—not just Jews—as Your people.

S God, work in our hearts! Help us to turn away from our sins and trust Jesus as our own Savior. Send Your Holy Spirit to work in our hearts that we might know and love You. Keep strengthening Your people to go out and tell everyone about Jesus that they might be saved.

Special Words

Gentiles or Goyim: People who are not Jews.

Church: The Bible word for all of God's people.

Unclean: A special Jewish term for something that God's laws has said is unacceptable in His sight. This was true of certain sicknesses and of certain foods/animals. All Gentiles were considered unclean, too, unless they became a Jew.

ACTS PRAYER ACTIVITY

Use this sheet to write down your ACTS Prayer

Instructions:

Use this sheet to help the children apply the Bible Truth into a prayer. You can use the ACTS provided or even better, have the kids think of their own applications. Also have the children add their personal requests to the prayer, too. Lead the children in the prayer or let them pray sections, with your help. Never force a child to pray! Non-readers can participate by you whispering a section of the prayer into their ear and allowing them to pray it aloud for the group.

ADORATION:

God, we praise You for being the Builder of Your Church by Your Holy Spirit.

God, we praise You for being.....

Add your own Adorations:

CONFESSION:

God, we confess that we are all sinners who need You to give us faith to believe in Jesus. We need Your Holy Spirit to work in our hearts. We need Jesus to be our Savior!

God, we have sinned against You....

Add your own Confessions:

THANKSGIVING:

Thank You, God for calling people from every tribe, nation, and language to be Your people, the Church.

God, we thank You for...

Add your own Thanksgivings:

SUPPLICATION:

God, work in our hearts, that we might turn away from our sins and trust in Jesus as our Savior. Send the Holy Spirit to live in our hearts that we might know and love You. and love Him. Build Your Church, in us and in people, all over the world!

God, we need Your help...

Add your own Supplication:

SNEAKY SNACK

Can you figure out how this snack ties in with our case?

Snack: Unclean Animals of Peter's Vision

"Unclean animals" pigs in blanket (pig was unclean) Cut hot dogs in half and wrap a portion of a crescent roll dough from refrigerator section of grocery. Bake. Also "unclean" gummy snakes.

This is only a suggestion. Feel free to modify. Be mindful of allergy issues among your children!

Case Tie-in: The Lord gave Peter, a Jew, a vision of unclean animals that Jews shouldn't eat. Then He told Peter to eat them. When Peter refused, the Lord told him not to call unclean (unacceptable to God), anything that He calls clean. By this God was telling Peter that he should not keep the good news of Jesus from the Gentiles. God intended to save them, too, not just Jews.

SOUL FOOD

Food for thought during snack time

1. What does the snack have to do with the story?

Choose a few questions from the other activity discussion sheets to talk about during this snack time.

2.

3.

4.

5.

6.

7.

Directions: Read and discuss Bible Truth, using a FEW of the questions. Play game. Feel free to modify the game to fit your children.

The Holy Spirit Builds God's Church

Many people think that a church is a building, but it's not. Church is the name for all of God's people.

God's Church is built by the Holy Spirit, one person at a time. The Holy Spirit works in the hearts of people, giving them the gift of faith as they hear God's Word, the Bible. The Holy Spirit helps them believe God's Word, turn away from their sins, and trust in Jesus as their Savior.

God has always planned for the Holy Spirit to bring people from everywhere in the whole world to be part of His people, the Church. The Bible tells us that the Church will be made up of people from every single people group and language in the world.

Every week, groups of God's people meet together to worship God in gatherings all over the world. This is what we call going to church. But in heaven, the whole Church--all of God's people, from everywhere and every time--will gather together to worship God forever. What a gathering that will be! The Bible tells us that it will be so many people that we won't even be able to count them.

We can be part of God's Church--God's people--too, when we turn from our sins and trust in Jesus as our Savior.

Understanding the Bible Truth

1. Is a church a building? *No.*
2. What is a church? *The name for God's people.*
3. Who builds God's Church? *The Holy Spirit, as He works in the hearts of people and gives them the gift of faith.*
4. Faith comes from hearing what? *God's Word, the Bible.*
5. How does the Holy Spirit work inside someone's heart when they hear God's Word? *He helps him to believe what he hears, confess and turn away from his sins and trust in Jesus as his Savior.*
6. What did God always plan for the Holy Spirit to do? *God has always planned for the Holy Spirit to bring people from everywhere in the whole world to be part of His people, His Church.*
7. What do groups of God's people meet together to do each week? *They gather together to worship God.*
8. What do we mean we say that we are going to church? *That we are going to gather together with some of God's people to worship Him.*
9. Where will the whole of God's Church gather for the first time? *In heaven.*
10. People from when and where will be part of God's Church? *In heaven, the whole Church, all the people of God, from everywhere and every time, will gather together to worship Him forever and ever.*
11. How many people will there be gathered together as God's people before God? *So many people that they can't be counted.*
12. How can we become part of God's Church--His dearly loved people? *By turning away from our sins and trusting in Jesus as our Savior.*

Bible Verse Connection Question

1. What does our Bible Truth have to do with our **Bible Verse: Acts 9:31**: "[The church] was strengthened; and encouraged by the Holy Spirit, it grew in numbers, living in the fear of the Lord.?"
The Church, God's people, grows in numbers as the Holy Spirit works in the hearts of people to turn them away from sinning and to trust in Jesus as their own Savior. He fills their hearts and encourages them by helping them to understand God's Word and giving them strength to obey it. He helps them want to live in the fear of the Lord: to want to live lives that please God.

Bible Truth Story Connection Questions

1. Who did Peter think were the only people from which the Holy Spirit was building God's Church? Why?
The Jews. Because God had given the Jews the Bible and called them His special people. Jesus came as the Jewish Messiah. He did not understand that God always planned to bless all the nations, the Gentiles, through His promises to the Jews.
2. How did God show Peter that the Holy Spirit was building God's Church from all peoples? *His dream and when Cornelius and the other Gentiles received the Holy Spirit when he shared the good news of Jesus with them.*

Life Application Questions

1. How does God use His people to build His Church? *He uses them tell others what God's Word says and to tell them the good news about salvation through Jesus, so they might come to be part of God's people, too.*
2. Why should God's people think about being missionaries to people who have never heard about Jesus? *Because Jesus commands them to; and, because the Holy Spirit might use them to be the first to tell a new people about Him!*
3. How can we become God's people? *By turning away from our sins and trusting Jesus as our Savior.*

ACTS Questions

1. What is something we can praise God for because of this Bible Truth?
Praise God for giving the Holy Spirit to His people so they will believe.
2. What are sins we can confess to God because of this Bible Truth?
Confess that we do not pray enough for God to send the Holy Spirit into the hearts of our friends and family.
3. What is something we can thank God for because of this Bible Truth?
Thank God for calling people from every tribe, nation, and language to be His people.
4. What is something we can ask God for because of this Bible Truth?
Ask God to send out more of His people to every part of the world so all might hear about Jesus.

The Gospel

1. What is the good news of Jesus that the Holy Spirit helps people believe? What is the gospel?
God is the good Creator and King of the world. He made people to worship Him and live by His good laws. But we are all sinners who have rebelled against Him. We all deserve death--God's just, eternal punishment for our sins. How terrible! But God has good news for us. In His great mercy, God sent His Son Jesus to earth to save sinners. Yes, Jesus, the perfect Son of God, left His home in heaven and became a man. He lived the perfect life that pleases God. (He's the only one who has ever done that!) He offered it up to God His Father as the perfect sacrifice for sins when He suffered and died on the cross. Then, on the third day, Jesus rose from the dead in victory. He had fully paid for the sins of God's people, so they wouldn't have to! Now all who turn away from their sins and trust in Jesus as their Savior will receive forgiveness of sins and eternal life with God. They will be His very own special people who will know Him and enjoy Him forever. We can be God's people, too, if we turn from our sins and trust in Jesus as our own Savior.

Game: Silly Grand March

Materials

CD and CD player
Small bowl or bag
Bible Truth Questions

Preparing the Game

1. Choose 20+ questions for your game from the Bible Truth Discussion Questions, or make up your own.
2. Write the Bible Truth questions on small thin strips of paper (or make a photocopy of the Bible Truth Discussion Questions and simply cut them into strips) and put them in the bag/bowl.

Playing the Game

Have the children form partners, then form a big double circle. Tell the children to move however you command them to move, such as march, walk, skip, tip toes, big knee bends, pat head, fly like a bird, etc. (BUT NOT RUN!!!) when you play the music. But when the music stops, they and their partner are to grab hands and sit down as quickly as possibly. The last pair to sit down become the Question Choosers for the class. If the class answers it correctly, then the pair is added back into the group immediately. If not, then the pair stays out until another round when a correct answer is given to a question. (Feel free to add back incorrectly answered questions into the bag).

Game continues as number of questions, time, and attention span allow.

NOTE: Have the children who are "out" help make up actions for the other children to do, put them in charge of the music, etc. along with you. This will keep them happily occupied as they continue.

Non-competitive Option

Don't exclude the Question Choosers from the game, even if class gets the wrong answer.

Optional TAKING IT TO OTHERS Activity: Quiz Questions

Have the children choose a few of the questions from the game to ask the parents/other children during TAKING IT TO OTHERS time. Help pre-readers by whispering the question in their ear and letting them ask it aloud to the parents/other children. Make sure you read the Bible verse aloud before you ask your questions.

Directions:

1. Write words to song in large print before class.
2. Play the song for the children, helping them follow along on the song sheet.
3. Discuss the song, using a few questions from the discussion sheet. *Don't use them all!*
4. Introduce sign language for key words of your choice from sign language sheet for your song. Use as few or as many as you think the children can learn.
5. Sing and sign the song. Sign language as well as large format lyrics and sheet music are found in the PFI Unit Songbook or online.
6. If desired, play the Song Game.

Optional TAKING IT TO OTHERS Activity: Presenting and Singing the Song

1. Sing and sign the song, encouraging the watching children/parents to join in.
2. Ask the class some of the questions listed below. The Bible Truth Connection Question is particularly good to help them understand how the song ties in with the Bible Truth.

The Church's One Foundation

Listen to it on PFI ESV Songs 10, Track 25

Verse 1

The Church's one foundation
Is Jesus Christ her Lord;
She is His new creation,
By Spirit and the Word:
From heav'n He came and sought her
To be His holy bride,
With His own blood He bought her,
And for her life He died.

Understanding the Song

1. What is the church? Is it a building? *No. A local church is a group of Christians who gather together. The building is a church building. But the church this hymn is talking about is The Church, meaning all Christians in all places and in all times.*
2. What is a "foundation"? *Something that supports everything else. Builders lay a foundation of solid concrete before they build a house so that it won't fall down.*
3. Who is the Church's foundation? Why? *Jesus Christ is the Church's foundation because He is the only one who could save His people. Without Him, no one could ever be forgiven their sins and come to know God.*
4. Who is the "she" talking about? *The Church. In the Bible, God's people are called the Church, the Bride of Christ (a "she" image), the people He loves and cares for forever.*
5. Why is the Church called Jesus' new creation? How does He do that? *Jesus shed His blood on the cross (bought them with His blood) that His people might be saved. When they believe in Him, He sends the Holy Spirit to live in His people. The Holy Spirit comes into their hearts, cleansing them and making them like new—or new creations. But the Holy Spirit keeps working in their hearts, changing them so that they love God and live lives pleasing to Him, more and more.*

Bible Truth Connection Question

1. How does this song relate to our **Bible Truth: The Holy Spirit Builds God's Church?**

Church is the Bible word for all of God's people. Jesus Christ is the Church's foundation because He is the only one who could save His people. Without Him, no one could ever be forgiven their sins and come to know God. He bought all of God's people by paying for their sins with His own blood when He died on the cross. The Holy Spirit works in each of God's people, helping them turn from their sins and trust in Jesus as their Savior when they hear God's Word.. He gives them a new heart that knows and loves God and want to serve Him. One day the whole Church will be together with Jesus. The Church will be like His bride whom He loves and delights in forever. And how the Church will love Jesus! Like a bride loves her new husband, but far, far more!

Story Connection Question

1. How does this song relate to today's story? *The Lord helped Peter see that the Gentiles, too, were part of those He had come to save. As the Cornelius and the other Gentiles heard the Word of God, the Holy Spirit worked in their hearts and they believed. They were added into God's Church that day. Yes! God had chosen even to include the Gentiles. They, too, would become part of the holy bride of Jesus, getting to enjoy Him and live with Him forever.*

Life Application Questions

1. How does God use His people to build His Church? *He uses them tell others what God's Word says and to tell them the good news about salvation through Jesus, so they might come to be part of God's people, too.*
2. Why should God's people think about being missionaries to people who have never heard about Jesus? *Because Jesus commands them to; and, because the Holy Spirit might use them to be the first to tell a new people about Him!*
3. How can we become God's people? *By turning away from our sins and trusting Jesus as our Savior.*

Bible Connection Question

1. What does this hymn have to do with our **Bible Verse: Acts 9:31**; "[The church] was strengthened; and encouraged by the Holy Spirit, it grew in numbers, living in the fear of the Lord."?
The Church belongs to Jesus. He saved them by dying on the cross for their sins. The Church grows in numbers as the Holy Spirit works in the hearts of people to turn them away from sinning and to trust in Jesus as their own Savior. He fills their hearts and encourages them by helping them to understand God's Word and giving them strength to obey it. This is how He helps them live in the fear of the Lord--that is, to want to live lives that please God. This is how He prepares them for the day that they will forever be with Him, as His dearly loved bride.

ACTS Questions

1. What is something we can praise God for from this hymn?
Praise God for being the Purchaser of the Church, His people.
2. What are sins we can confess to God from this hymn?
That many times we do not appreciate God's great love shown to His sinful people by sending Jesus to die and save them with His own blood.
3. What is something we can thank God for from this hymn?
We can thank God for choosing to save His people. They would never have chosen Him on their own. They would have never been saved and made into new creations with Him.
4. What is something we can ask God for from this hymn?
That God would work in our hearts that we confess our sins, might turn from our sins and trust Jesus as our Savior. We can ask Him to make us new creations through His Holy Spirit.

Gospel Question

1. Why did God's people need saving? What have all people done? What is the gospel?
God is the good Creator and King of the world. He made people to worship Him and live by His good laws. But we are all sinners who've rebelled against Him. We all deserve death--God's just, eternal punishment for our sins. How terrible! But God has good news for us. In His great mercy, God sent His Son, Jesus to earth as a man to save sinners. He lived the perfect life that pleases God. (He's the only one who's ever done that!) He offered it up to God His Father as the perfect sacrifice for sins when He suffered and died on the cross. Then, on the third day, Jesus rose from the dead in victory. He had fully paid for the sins of God's people, so they wouldn't have to! Now all who turn away from their sins and trust in Jesus as their Savior will receive forgiveness of sins and eternal life with God. They will be His very own special people who will know Him and enjoy Him forever. We can be God's people, too, if we turn from our sins and trust in Jesus as our own Savior.

Song Game: Mimic Me!

Materials

Sign Language

Song

Preparing the Game

None.

Playing the Game

1. Practice the song and signs until the children know them well. Choose a person to be the leader and let them decide upon an action for everyone to do as they sing the song, such as jump on one foot, etc.
2. Sing the song while doing the chosen action.
3. Select another child to be the leader.
4. If desired, you can choose a different action for different important words in the song, such as jump on one foot when you sing the word "grace", but clap your hands when you sing the word "Jesus". Ask the children the meaning of each of the words before adding in their action.

Game continues as number of questions, time, and attention span allow.

choose a FEW questions for discussion, then choose the game and/or music activity

Meditation Version: Acts 9:31

"[The church] was strengthened; and encouraged by the Holy Spirit, it grew in numbers, living in the fear of the Lord."

Understanding the Bible Verse

1. What was strengthened? *The church.*
2. What church is being strengthened in this verse? *It was a gathering of Christians in a particular city.*
3. What does it mean for a church to be strengthened? *Not that everyone has bigger muscles and can lift heavy things, but that their faith in God is growing stronger, they understand more of God and His Word; they are loving and knowing God more; they are becoming more obedient to His good ways; and more lovingly towards each other.*
4. Who was encouraging this church? *The Holy Spirit.*
5. How does the Holy Spirit encourage a church? *He is at work in the hearts of believers, helping them to keep saying "no" to sin; helping them to better understand God's Word; growing their faith in God; helping them become more loving and knowing God better; helping them become more obedient to God's good ways; and helping them to act more lovingly towards each other. He gives them wisdom and courage to live God's way, even when it is very hard.*
6. Why did the church grow in numbers? *Because it was being encouraged by the Holy Spirit.*
7. How were people in the church living? *In the fear of the Lord.*
8. What does it mean to live in the fear of the Lord? *It means to live to please God, in your heart, with your words and with all your life.*
9. What is the difference between "church" and "Church"? *Church with a little "c" means a particular gathering of a group of believers, such as our own church. Church with a capital "C" means all of God's people, everywhere, from all time.*
10. If the Holy Spirit is strengthening a local "church", like in this verse, how is that also strengthening the "Church"—God's people from everywhere, all the time? *Because the Church is made up of churches while we are here on earth. To encourage and grow each little church adds up to encouraging and growing all of the Church. It won't be until heaven that the Church—all of God's people—will gather together.*

Bible Truth Connection Question

1. What does this verse have to do with the **Bible Truth: The Holy Spirit Builds God's Church?** *The Church, God's people, grows in numbers as the Holy Spirit works in the hearts of people to turn them away from sinning and to trust in Jesus as their own Savior. He fills their hearts and encourages them by helping them to understand God's Word and giving them strength to obey it. He helps them want to live in the fear of the Lord: to want to live lives that please God.*

Story Connection Question

1. How does this verse relate to our story? *As Peter spoke, the Holy Spirit worked in the hearts of Cornelius and the other Gentiles. They turned from their sins and trusted in Jesus as their own Savior. As Peter saw these new believers being filled with the Holy Spirit, he could see that God's Church was growing in numbers in a way he never expected.*

Life Application Questions

1. How does God want us to live? *In the fear of the Lord.*
2. What is the first step in fearing the Lord? *Turning away from your sins and trusting in Jesus as your Savior.*
3. Who will God send to work in our hearts to encourage us and to help us live in the fear of Him, if we turn from our sins and trust Jesus as our own Savior? *The Holy Spirit.*

ACTS Questions

1. What is something we can praise God for from this Bible verse?

Praise God for being the Giver of a Helper to live inside Your people forever.

2. What are sins we can confess to God from this Bible verse?

That many times we want to do things on our own. We don't want a Helper, even though we need Him if we are to live for God. We need a Savior! We need the Holy Spirit!

3. What is something we can thank God for from this Bible verse?

We can thank God for sending the Holy Spirit to be His people's Helper. We can thank God for not having His people live life on their own. We thank Him for giving Him to them always to be with them, to live inside them...forever!

4. What is something we can ask God for from this Bible verse?

We can ask God to work in our hearts that we would want to turn away from disobeying Him and trust in this wonderful Jesus as our own Savior. We can ask Him to give us His Holy Spirit to live in our hearts so that we can know Him and He can help us to know God and His truth, and live for Him.

The Gospel

1. What must we do if we want to know God and be filled with His Holy Spirit? What is the gospel?

God is the good Creator and King of the world. He made people to worship Him and live by His good laws. But we are all sinners who have rebelled against Him. We all deserve death--God's just, eternal punishment for our sins. How terrible! But God has good news for us. In His great mercy, God sent His Son Jesus to earth to save sinners. Yes, Jesus, the perfect Son of God, left His home in heaven and became a man. He lived the perfect life that pleases God. (He's the only one who has ever done that!) He offered it up to God His Father as the perfect sacrifice for sins when He suffered and died on the cross. Then, on the third day, Jesus rose from the dead in victory. He had fully paid for the sins of God's people, so they wouldn't have to! Now all who turn away from their sins and trust in Jesus as their Savior will receive forgiveness of sins and eternal life with God. They will be His very own special people who will know Him and enjoy Him forever. We can be God's people, too, if we turn from our sins and trust in Jesus as our own Savior.

Game: Mr. Freezie Ball

Materials

Bible verse written up in large print so that all can see
Medium size foam or other soft surfaced ball, or tennis ball

Preparing the Game

None.

Learning the Verse

Some or all of your children may be non- or early readers. Teach the verse in sections, having them say it after you. Repeat a few times. Add clapping or other movement as they say it.

Directions

1. If desired, lead the children in a discussion of a **FEW** of the most important questions before beginning game.
2. Explain the game to them as follows:

Have the children spread out around the leader, who will be the first Mr. Freezie. Everyone says the Bible verse together. Then, Mr. Freezie throws the ball up in the air as he calls out the name of one child. That child runs to get the ball, while everyone else spreads out. When the child gets the ball, he yells "freeze" to the other children. He then rolls the ball to gently hit another child. That child tries to say the memory verse, getting the assistance of one other person if desired. If he says it correctly, he becomes the new Mr. Freezie and will be the next to toss the ball. If not, then the child who rolled the ball remains Mr. Freezie for another turn. The person who rolled the ball would then become the new Mr. Freezie and be next to toss the ball. Class says verse together each time before Mr. Freezie says the next child's name.

Game continues as time and attention span allow.

Optional TAKING IT TO OTHERS Activity: Quiz Questions

Have the children choose a few of the questions from the game to ask the parents/other children during TAKING IT TO OTHERS time. Help pre-readers by whispering the question in their ear and letting them ask it aloud to the parents/other children. Make sure you read the Bible verse aloud before you ask your questions.

Directions:

1. Write words to song in large print before class.
2. Play the song for the children, helping them follow along on the song sheet.
3. Discuss the song, using a few questions from the discussion sheet. *Don't use them all!*
4. Introduce sign language for key words of your choice from sign language sheet for your song. Use as few or as many as you think the children can learn.
5. Sing and sign the song. Sign language as well as large format lyrics and sheet music are found in the PFI Unit Songbook or online.
6. If desired, play the Song Game.

Optional TAKING IT TO OTHERS Activity: Presenting and Singing the Song

1. Sing and sign the song, encouraging the watching children/parents to join in.
2. Ask the class some of the questions listed below. The Bible Truth Connection Question is particularly good to help them understand how the song ties in with the Bible Truth.

The Church Was Strengthened

Listen to it on PFI ESV Songs 10, Track 27

The church was strengthened,
and encouraged,
By the Holy Spirit,
by the Holy Spirit,
It grew in numbers,
it grew in numbers,
Living in the fear of, the fear of the Lord.
Acts Nine, thirty-one.

Song Game: Word Take Away

Materials

Sign Language Signs and Song
White board and marker
Eraser

Preparing the Game

1. Write the words to the song on a white board.

Playing the Game

1. After children have learned the song and signs well, then tell the children that you are going to leave out words from the song (that you've learned signs for) and just do the sign in its place.
2. Have the children help you choose a word to take out. Erase the word from the board. Review the sign the for erased word.
3. Sing the song, trying to remember to NOT sing the word and do only the sign.
4. Continue to take out words until all of the words (with signs) have been taken out.

Game continues as number of questions, time, and attention span allow.

STORY REVIEW

Directions: Read and discuss Bible Truth, using a FEW of the questions. Play game. Feel free to modify the game to fit your children.

General Story Questions

1. What was Caesarea the headquarters of? *The Romans in Israel.*
2. Why would Jews not like Caesarea? *It was filled with Romans (Gentiles), with temples to Roman gods and other Roman buildings.*
3. What did the Jews think of Gentiles? *Jews should not associate with them since they did not worship the LORD.*
4. What does Goyim mean? Why did the Jews call the Gentiles that? *It means "dogs," which was a cut-down, meaning that they thought they were dirty and good-for-nothing.*
5. What kind of things did the Jews think they should not do with Gentiles? *Don't eat with them. Don't drink with them...and certainly don't touch any of their stuff if you don't have to. Don't talk with them. Don't let them in your house...and certainly don't go in their house. If you did these things, you might become "unclean," which doesn't mean were dirty, but that you wouldn't be allowed to worship in the Temple area without first making a sacrifice for your uncleanness.*
6. Who did most Jews think were the only people who God had chosen to be His people? *Jews.*
7. What was Caesarea like? *It was the magnificent city dedicated to Caesar. It was filled with luxurious Roman palaces, a huge stadium, temples, and massive government buildings, and a stadium to hold Olympic Games and 4000 cheering people. There even was an enormous temple in Caesarea dedicated to Rome and Caesar, with a statue of Caesar in it that was as tall as a four story building!*
8. What kind of man was Cornelius? *What kind of good things did he do? Cornelius was a centurion stationed with his family in Caesarea, the Roman headquarters in Israel. He was a good man who prayed to the Lord, but did not know about Jesus.*
9. What did the angel tell Cornelius that God had noticed? *His prayers and gifts to the poor.*
10. What did the angels tell Cornelius to do? *To send to Joppa for Peter to come and talk to him.*
11. Where was Peter staying? *At a tanner's house in Joppa.*
12. What did Peter see in his vision? *A large sheet with lots of unclean animals on it. He was told to kill and eat them.*
13. Why didn't Peter think he should eat the animals? *They were "unclean."*
14. What does "unclean" mean? *Not acceptable before God. God gave the Israelites through Moses laws about animals they should not eat. He called these unclean and anyone who ate them would be unclean if they ate them. If they did eat them, they would not be able to worship at the Temple until they had first offered a sacrifice for their sin.*
15. Why did the Lord tell Peter to not call these animals unclean? *Because He has made them "clean." In other words, the Lord has the power to change things that have been unacceptable to Him into things that are acceptable to Him. (As He was doing with the Gentiles).*
16. Why was it unusual for Peter to let the Gentile messengers in the house? *Usually Jews would not let Gentiles enter their houses because they might make them "unclean."*
17. Why did Peter let the Gentile messengers in the house? *The lesson he learned from God's vision: if God chooses to make something/someone acceptable to Him—even if it was unacceptable before—then Peter should also treat them as acceptable. Peter could see that God was doing something new because of the salvation Jesus had brought to all God's people when He died on the cross.*
18. Who was gathered at Cornelius' house? *Cornelius' friends and family.*
19. What did Peter tell them? *The good news of Jesus.*
20. What happened when Peter shared the gospel with Cornelius and his family? *They believed and the Holy Spirit came down and filled their hearts.*
21. Why do you think the Lord chose for these new Gentile believers to receive the Holy Spirit with the sign of tongues? *So it would be very, very clear to Peter that God was now accepting these Gentile believers as His people, just like He was accepting Jews who trusted in Jesus as their Savior. This was such a new idea that this would make it clear to Peter and to the other Jewish Christians.*
22. What did Peter do for Cornelius and his family who believed? *He baptized them.*

Bible Truth Connection Questions

1. What does this story have to do with our Bible Truth? *The Holy Spirit worked in the hearts of Cornelius and the other Gentiles, so that they would become God's people. God's church was growing to include even the Gentiles, much to Peter's surprise.*

Bible Verse Connection Question

1. What does the story have to do with our **Bible Verse: Acts 9:31**: "[The church] was strengthened; and encouraged by the Holy Spirit, it grew in numbers, living in the fear of the Lord."?

As Peter spoke, the Holy Spirit worked in the hearts of Cornelius and the other Gentiles. They turned from their sins and trusted in Jesus as their own Savior. As Peter saw these new believers being filled with the Holy Spirit, he could see that God's Church was growing in numbers in a way he never expected.

Life Application Questions

1. How do we become part of God's Church? *Turn away from our sins and trust in Jesus as our own Savior.*
2. What can Christians do today to help build God's Church? *Share the good news about Jesus and encourage others to read the Bible for the Holy Spirit to use to work in their hearts.*

ACTS Questions

1. What is something we can praise God for being that we learned in our story?
Praise God for being holy, yet providing the way through Jesus for unacceptable sinners (like all of us!) to be accepted by Him as His own, dear people.
2. What is something we can confess as sin that we learned in our story?
Confess that we are sinners who have chosen to disobey God and His good ways. We are unacceptable to Him, on our own. We deserve His punishment. We need a Savior!
3. What is something we can thank God for that we learned in our story?
We can thank God for choosing to include people from every tribe, nation and language—not just Jews— as His people.
4. What is something we can ask God for that we learned in our story?
We can ask God to work in our hearts, helping us to turn away from our sins and trust Jesus as our own Savior. We can ask Him to send the Holy Spirit to work in our hearts that we might know and love Him. We can ask Him to keep strengthening His people to go out and tell all peoples about Him that they might be saved.

The Gospel

1. What was the message that Peter shared with Cornelius and the others gathered with him? What is the gospel?
God is the good Creator and King of the world. He made people to worship Him and live by His good laws. But we are all sinners who have rebelled against Him. We all deserve death--God's just, eternal punishment for our sins. How terrible! But God has good news for us. In His great mercy, God sent His Son Jesus to earth to save sinners. Yes, Jesus, the perfect Son of God, left His home in heaven and became a man. He lived the perfect life that pleases God. (He's the only one who has ever done that!) He offered it up to God His Father as the perfect sacrifice for sins when He suffered and died on the cross. Then, on the third day, Jesus rose from the dead in victory. He had fully paid for the sins of God's people, so they wouldn't have to! Now all who turn away from their sins and trust in Jesus as their Savior will receive forgiveness of sins and eternal life with God. They will be His very own special people who will know Him and enjoy Him forever. We can be God's people, too, if we turn from our sins and trust in Jesus as our own Savior.

Game: Obstacle Course Quiz

Materials

Various materials, such as jump ropes, balls, inner tubes, carpet squares, boxes, tunnels made from chairs and bedspreads, etc. to make a simple obstacle course for each team.

Masking Tape

20+ Story Review Questions and other story review questions, 1+ per child

Paper/post-it notes & marker/pencil

Preparing the Game

1. Choose 20+ questions for your game from the Story Review Discussion Questions, or make up your own.
2. Set up two identical obstacle courses, one for each team, that both end up at the same wall of your room.
3. Write a question on the back of a post-it note. On the front, write a point amount, such as 5, 10, 25 points, depending upon the difficulty of the question. Place these questions on the wall at the end of the obstacle courses.
4. Use the masking tape to make starting lines.

Playing the Game

Divide the children into two teams and have them sit down in a line. Demonstrate how they are to go through the obstacle course. At the leader's command, the first person in each line goes through the obstacle course. Whoever reaches the question wall first wins 1 point for their team and gets to take down one question to give to the teacher. The teacher will ask the question to both teams, calling on the team who raises their hand first. If that team is correct in their answer, they get 2 points. If not, then the question goes to the other team. Process is repeated with next 2 children in line, etc.

Game continues until all have had a chance to run the course, or as question cards, time and attention span allow.

Non-competitive Option

Send the children through two at a time, each child choosing a question from the wall. Have the children ask their question to the whole group and work together on the answer. Have the two children come back through the obstacle course and go to the back of their own lines. Repeat with next two children.

Optional TAKING IT TO OTHERS Activity: Quiz Questions

Have the children choose a few of the questions from the game to ask the parents/other children during TAKING IT TO OTHERS time. Help pre-readers by whispering the question in their ear and letting them ask it aloud to the parents/other children.

CASE REPLAY ACTIVITIES

Use this guide to review the Case Story and act it out for others to enjoy!

CASE REPLAY, JR: YOUNGEST CHILDREN

Description: The children will act out the story together, everyone doing the same action/sound effect at the same time. This activity is most suitable for kindergarteners.

Materials

The Case RePlay, Jr. script for younger children

Preparation

1. Read through the script and write in the blanks along the side possible actions/sound effects the children could do to act it out.

Instructions

1. Tell the children that they will be re-enacting the story together as you tell it.
2. As you read the script, lead the children in actions/sound effects to do with you.
3. If desired, you can read the script and stop at certain sentences and ask them what a good action/sound effect would be to act out what you just read.
4. Repeat the re-enactment one or two times more.

CASE REPLAY, SR: OLDER CHILDREN

Description: The children act out the story as a three-scene play. You will narrate it using the Case RePlay, Sr. script and they will act it out (no spoken words, for the most part), with each child assuming a different character's role. This activity is most suitable for first grade and up. You will review the story, then practice it a few times before performing it for others.

Materials

The Case RePlay, Sr. script
White board or other large format paper
Costumes and props

Preparation

1. Prepare for the play by choosing costumes and props for each character in the story. Decorate the area with any scenery props.
2. Write the words "Beginning," "Middle," "End" on a large piece of paper/whiteboard with plenty of space under each heading. You will use this paper to help the children think about the story as a three-scene play, as it is presented in the script.

Instructions

1. Tell the children that they will get to act out the story as a three-scene play, with a beginning, middle and end section. Tell them that before they can act it out, they need to think it out. as you narrate it with your script.
2. Take the children's answers as they recount the story, helping them put key incidents in the right order.
3. If desired, when they have filled in their Beginning, Middle, End, read through your whole (real) script, so they hear exactly what you will have them act out.
4. Then tell the children that it's time to practice acting out the story.
5. Assign parts to each child. If you are using costumes, do NOT give them out at this point. They will be a distraction.
6. Have all the children sit on the floor or in chairs on one side of the "stage," then call the characters up in place as their part in the story comes.
7. As you read the script, guide the children in where you want them to move or do to act it out.
8. After going through the whole script once, give out any costumes and props and act out the script once or twice more.

Optional TAKING IT TO OTHERS Activity: Re-enacting the Story

Read the script as the children act out together (younger) or assuming different roles (older) as the other children or the parents watch.

CASE REPLAY, JR--YOUNGER KIDS (KINDERGARTEN) P.2

Welcome to our play! The name of our story is: The Case of the The Forbidden Soldier.

This story takes place in New Testament times, very soon after Jesus rose from the dead and went to heaven.

And now we present: "The Case of the The Forbidden Soldier."

Scene 1:

On the Day of Pentecost in Jerusalem, Peter preached about the promise the LORD gave through the prophet Joel, many years earlier: "I will pour out My Spirit on all people." But Peter didn't understand, like the other Jews in his day, Peter thought that only the Jews would be God's people. Jews had many rules about not eating, or doing things with Gentiles. They believed Gentiles were "unclean." That meant that they would make them unacceptable before God until they offered sacrifices like the Jews did. But Peter was wrong, as he was soon to find out. Down in Caesarea, the Roman headquarters in Israel, there lived a centurion named Cornelius with his family. Cornelius was a good man who prayed to the LORD, but he didn't know about Jesus...yet! Then one day, an angel appeared to Cornelius. He told Cornelius to send for a man named Simon Peter in Joppa to talk to him. Cornelius sent three Gentile men to Joppa to find him.

Actions:

Scene 2:

As the three men were on their way to find Peter, God gave Peter a vision of unclean animals to eat. Three times God told Peter to eat the animals. And each time Peter said "no." These were unclean animals and he was a good Jew who kept the laws. He didn't want to be unclean. But God told him not to call unclean anything that He called clean. Just then, the three men from Cornelius arrived at the house where Peter was staying. They tell him their story and ask him to come with them. Usually Peter would not even let Gentiles in the house, let alone go with them! But he has learned the lesson God gave him in the dream. If God didn't consider these men unclean, then neither should Peter. So Peter left the house and went with the three men back to Caesarea.

Scene 3:

When Peter and the three men arrive at Cornelius' house, they find Cornelius, his family and friends already gathered there. They are eager to hear what Peter has to say. As Peter shares the good news of Jesus with them, the Holy Spirit works in their hearts. They turn from their sins and trust in Jesus as their own Savior. The Holy Spirit fills their hearts. Peter baptizes them. God has made it clear to Peter and the other Christians that He was building His Church, even with Gentiles. The promise He made through Joel long ago is coming true!

Bible Truth Tie-In:

The Bible Truth we are learning is: **The Holy Spirit Builds God's Church.** Our story shows how God's plan was always to build His Church from people of every nation and language, not just the Jews.

CASE REPLAY, SR--OLDER KIDS (1ST GRADE AND UP) P.3

Welcome to our play! The name of our story is: The Case of the The Forbidden Soldier.

This story takes place in New Testament times, very soon after Jesus rose from the dead and went to heaven.

The characters in our story are: Roman soldiers; Cornelius; an Angel; Cornelius' three men; Peter; Simon the tanner; other (Jewish) believers; and, Cornelius' family and friends.

And now we present: "The Case of the The Forbidden Soldier."

Scene 1: (Beginning)

On the Day of Pentecost in Jerusalem, Peter preached about the promise the LORD gave through the prophet Joel, many years earlier: "I will pour out My Spirit on all people." But Peter didn't understand, like the other Jews in his day, Peter thought that only the Jews would be God's people. Jews had many rules about not eating, or doing things with Gentiles. They believed Gentiles were "unclean." That meant that they would make them unacceptable before God until they offered sacrifices like the Jews did. But Peter was wrong, as he was soon to find out. Down in Caesarea, the Roman headquarters in Israel, there lived a centurion named Cornelius with his family. Cornelius was a good man who prayed to the LORD, but he didn't know about Jesus...yet! Then one day, an angel appeared to Cornelius. He told Cornelius to send for a man named Simon Peter in Joppa to talk to him. Cornelius sent three Gentile men to Joppa to find him.

Scene 2: (Middle)

As the three men were on their way to find Peter, God gave Peter a vision of unclean animals to eat. Three times God told Peter to eat the animals. And each time Peter said "no." These were unclean animals and he was a good Jew who kept the laws. He didn't want to be unclean. But God told him not to call unclean anything that He called clean. Just then, the three men from Cornelius arrived at the house where Peter was staying. They tell him their story and ask him to come with them. Usually Peter would not even let Gentiles in the house, let alone go with them! But he has learned the lesson God gave him in the dream. If God didn't consider these men unclean, then neither should Peter. So Peter left the house and went with the three men back to Caesarea.

Scene 3: (End)

When Peter and the three men arrive at Cornelius' house, they find Cornelius, his family and friends already gathered there. They are eager to hear what Peter has to say. As Peter shares the good news of Jesus with them, the Holy Spirit works in their hearts. They turn from their sins and trust in Jesus as their own Savior. The Holy Spirit fills their hearts. Peter baptizes them. God has made it clear to Peter and the other Christians that He was building His Church, even with Gentiles. The promise He made through Joel long ago is coming true!

Bible Truth Tie-In:

The Bible Truth we are learning is: **The Holy Spirit Builds God's Church.** Our story shows how God's plan was always to build His Church from people of every nation and language, not just the Jews.

Romans, Like Cornelius the Centurion

Description

The children will make a simple centurion breastplate using cardboard, streamers and paint/markers

Materials

Templates of patterns

Copy of Emblems for front of breastplate

Large sheet (22" X 28") of white poster board, 1 sheet per child (or yellow/brown poster board, if you do not plan to color in the breastplates)

Red Tissue streamers, 1 yard per child

Brown Markers/Tempera paint and brushes OR lots of copper colored crayons!

Stapler

Glue Sticks

Scissors

1' string or a set of sticky back circles (or 1" length of straight variety) per child

Preparing the Craft

1. Refer to the layout diagram for cutting up the poster board into the pieces you will need to make the breastplate. Using a yardstick, cut out 1 complete set of pieces.
2. Use the first set of poster board pieces to be your templates for cutting out the rest of the pieces of poster board (for however many children you have)
3. Print out and cut out emblems. Each child needs 1 large one of the eagle and 13 small ones (best if printed onto card stock, but can be regular paper)
4. Cut out 5, 6" pieces of streamer per child.
5. Set out supplies.
6. Make one sample of the breastplate to show the children.

Making the Craft

1. Have the children color in the emblems with markers, colored pencils, etc.
2. If coloring in the breastplates, have the children color /paint in the breastplate to a nice "bronzy brown" The advantage to coloring over painting is that the breastplates will be ready for immediate use instead needing to dry. If not, proceed to next step.

Staple:

- a. the shoulder pieces in place at the top sides of the breastplate.
- b. the two of the short pieces to the bottom sides of the breastplate so that they come out perpendicular to the breastplate (like a belt)
- c. the remaining six short pieces of poster board along the bottom of the breastplate and the belt pieces, (so that they point down towards the ground) spacing them evenly.
- d. the five pieces of streamers in between the poster board short pieces along the bottom (they point down towards the ground like the poster board ones).

NOTE: Younger children will need your help with the stapling. Older children will be able to do it, as long as you show them the model and have them do each step at a time.

4. Have the children glue the large emblem to the front of the breastplate and each of the little circle emblems at each shoulder strap and above each poster board short piece that hangs down to make the "skirt."
5. Secure the belt pieces together in the back, either by the Velcro or by making a hole in each end of the belt pieces, threading the yarn through them and tying them.

Optional TAKING IT TO OTHERS Activity: Craft Presentation

If you are presenting the craft to other children or parents the children can hold up their crafts (or your model craft) and read their Bible Truth Connection answers to explain the importance of the craft.

CASE CRAFT**Discussion Guide****Instructions:**

As the children are settled into making their craft, ask them these questions to help them understand the craft's significance. Use the answers provided to guide the children's answers.

Discussion Questions

1. Where did Cornelius and his family live? *In Caesarea.*
2. Who did Peter first think were the only people God would use to build His Church? *Jews.*
3. What other people did God show Peter would become His people? How did God show Peter? *All other peoples...the Gentiles, like these Romans. God showed this to Peter by giving Cornelius and the other Gentiles the gift of salvation through faith in Jesus and filling them with the Holy Spirit when they heard the gospel.*
4. What is Bible Truth that we are learning? *The Holy Spirit Builds God's Church.*
5. What does our craft have to do with our Bible Truth: The Holy Spirit Builds God's Church. *God had promised long ago that He would call Gentiles to be His People, not just the Jews. The Holy Spirit worked in Cornelius' heart and he became one of God's people.*
6. What can our craft help us remember? *God is always faithful to His promises. He will build His Church from every people, just as He has said He would.*

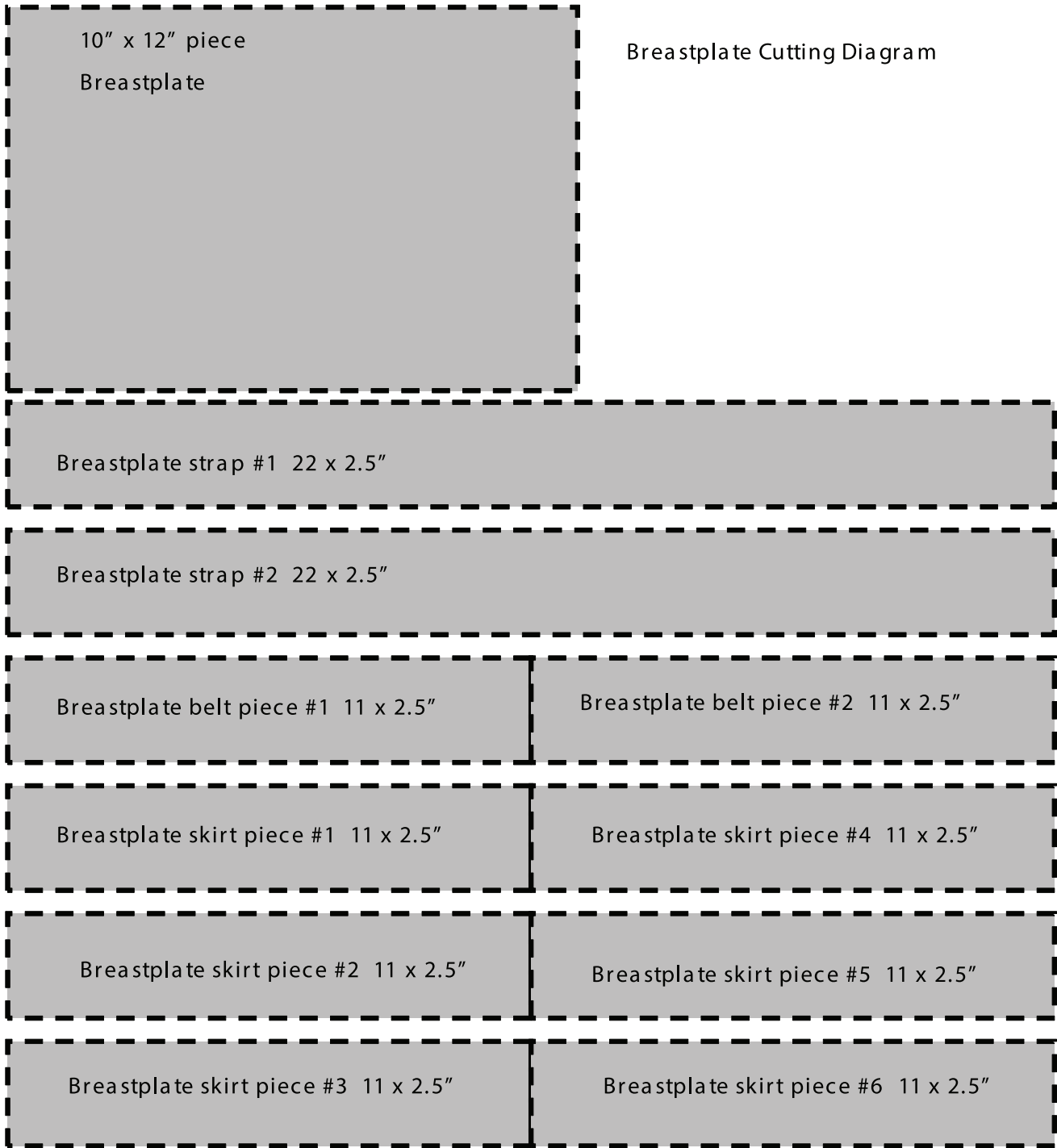
TAKING IT TO OTHERS**Craft Presentation****Instructions:**

Have children hold up your model craft/their crafts. Choose five children (or you say) the five sections below to explain the craft's importance.

Presentation:

1. Our craft is: Romans, Like Cornelius the Centurion.
2. In Caesarea, Peter saw that the Lord was building His Church not just with Jews, but also with Romans, like Cornelius the Centurion because God gave Cornelius and other Gentiles the gift of salvation through faith in Jesus and filled them with the Holy Spirit.
3. Our Bible Truth is: The Holy Spirit Builds God's Church.
4. God had promised long ago that He would call Gentiles to be His People, not just the Jews. The Holy Spirit worked in Cornelius' heart and he became one of God's people.
5. Our craft can help us remember that God is always faithful to His promises. He will build His Church from every people, just as He has said He would.

Note: Even non-readers can participate in presenting the craft, if you will whisper what they are to say in their ear and let them say it aloud for the others to hear.



The ends of the straps are stapled onto the belt in the back

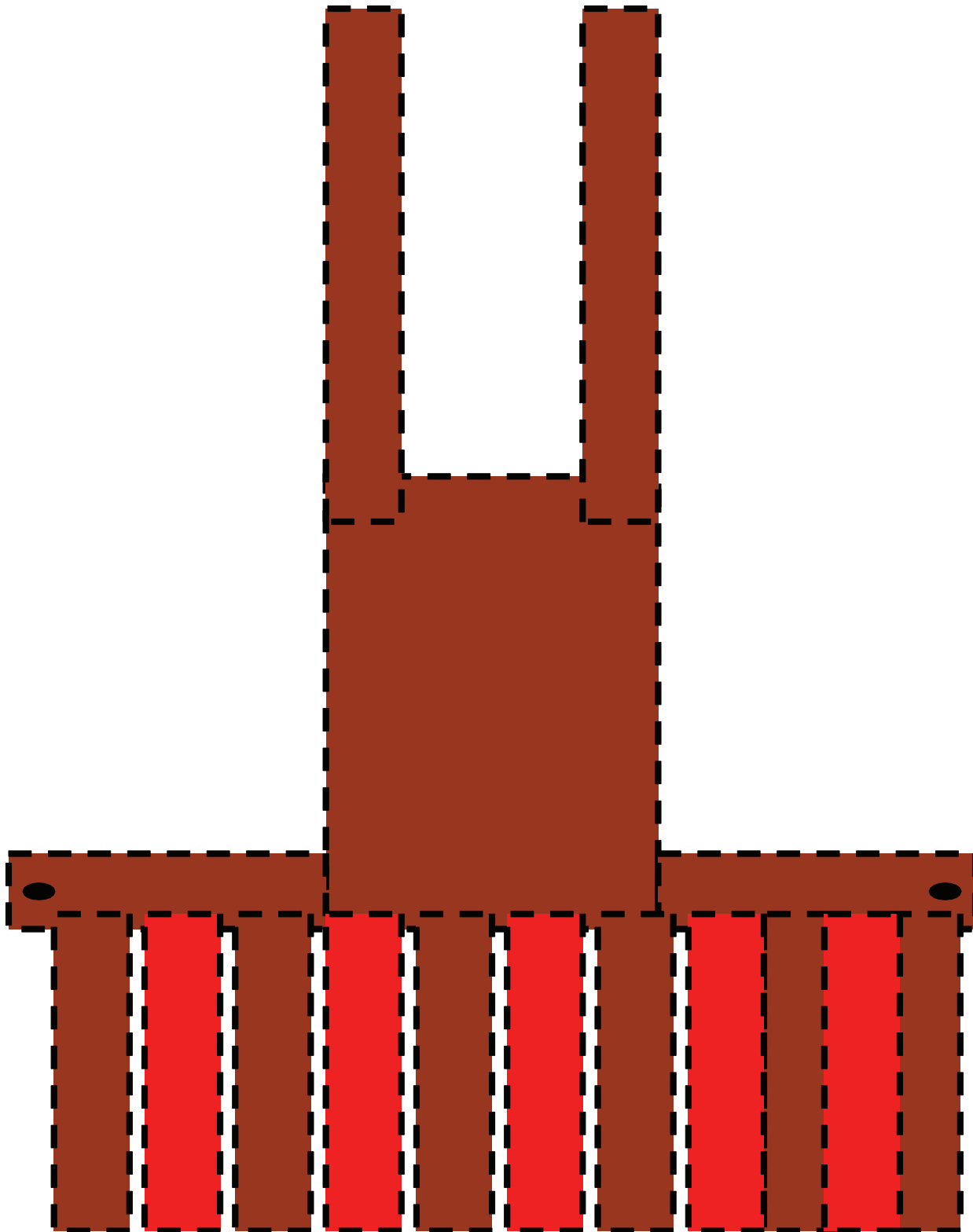



Diagram of breastplate



Small emblems, 13 per child



BEFORE CLASS:**1. PICK YOUR PERSON**

VIPPs can be anyone in your church! Typically, they fall into 6 categories: Church staff, Elders, Deacons/deaconesses, Special Volunteers (people who aren't paid, but spend a lot of time helping out in particular ways), Supported Workers (aka missionaries), and Church Members.

2. GATHER YOUR FACTS

Use the VIPP Information Sheet to write down the facts about your VIPP. The information on this worksheet is used in the VIPP activities, listed in the "Choose an Activity" section below.

DURING THE ACTIVITY:**1. INTRODUCE YOUR VIPP**

Introduce your VIPP to the children, using the VIPP Information Sheet. Fill in a set of VIPP Clue Cards with the information for your VIPP. If desired, you can even have the actual person come into class for the children to meet.

Need help describing what someone does for the church in a kid-friendly way? Check out the list of common VIPPs on the Praise Factory website in the PFI resources. There are lots of kid-friendly descriptions for common VIPP's, such as pastors, elders, deacons and a lot more.

2. PRAY!

Lead the children in praying for the VIPP. Ask the children if they would like to pray for one of the VIPPs prayer requests. Even non-readers can pray for the VIPP if you whisper the prayer request in their ear, then let them say it aloud. Never force a child to pray!

3. CHOOSE AN ACTIVITY

There are two activities you can use to help the children learn about the VIPP:

VIPP Clue Cards: These are nine coloring sheets in which children fill in the nine things they learn about the VIPP from the VIPP Information Sheet. Photocopy a set of each child. Use as few or as many of these Clue Cards as you desire.

VIPP Game: This is a game that uses a set of Clue Cards for one or two VIPPs.

Choose a VIPP and fill in his/her information on the VIPP Information Sheet. Fill in a set of VIPP Clue Cards with the information for your VIPP. Tell the children about the VIPP, having them fill in the VIPP Clue Cards with the key facts as they learn them. Write any words the children need to write on a white-board or other piece of paper so they can see how to spell them. Help younger children write these words on their clue cards. Ideas for how to tell the children about many common VIPPs are listed at praisefactory.org with the resources for this Bible Truth.

Optional TAKING IT TO OTHERS Activity: Introduce and Pray for the VIPP

If you are presenting the VIPP to other children or parents you can assign children to hold up the 10 clue cards and say what each card tells about the VIPP. (Or, you can have the children hold them up as you tell what each one means.) Then lead the children in praying for the VIPP.

Game: Hot and Cold Hide

Materials

Information Sheet for one VIPP

2 Set of Clue Cards

8 8.5" x 11" Manilla Envelopes

Blindfold

Preparing the Game

1. Fill in one set of clue sheets for the VIPP you are using.
2. Tape the other (blank) set of Clue Cards to the outside of the manilla envelopes.
3. Put the filled-in clue cards in the corresponding envelope.

Playing the Game

Reveal: Tell the children about the VIPP, showing them your filled-in clue cards as you tell about them.

Review: Choose one child to be "The Finder" and cover his eyes with the blindfold. Choose one of the Clue Card envelopes. Choose another child to be "The Hider". This child will hide the envelope somewhere in the room. When the clue is hidden, the Finder takes off his blindfold and begins to look for the envelope. The other children say "hot, cold, etc" as the child gets closer or further from the envelope to help the child find it. When the folder is found, the teacher (or the child) tells the Clue Card category. The other children try to remember what the VIPP's answer was. Open it up and see if they got it right. If they did, the Clue Card is retired. If not, it can be added back into the Clue Cards to be hidden.

VIPP INFORMATION SHEET

VIPP NAME:

WHAT VIPP LOOKS LIKE

Man or Woman? _____

Hair color? _____

Eye color? _____

FAVORITE ANIMAL

FAVORITE FOOD

FAVORITE FREE TIME ACTIVITY

WHAT VIPP DOES DURING WEEK

VIPP GROUP OF SERVICE:

Church Member

Deacon

Elder

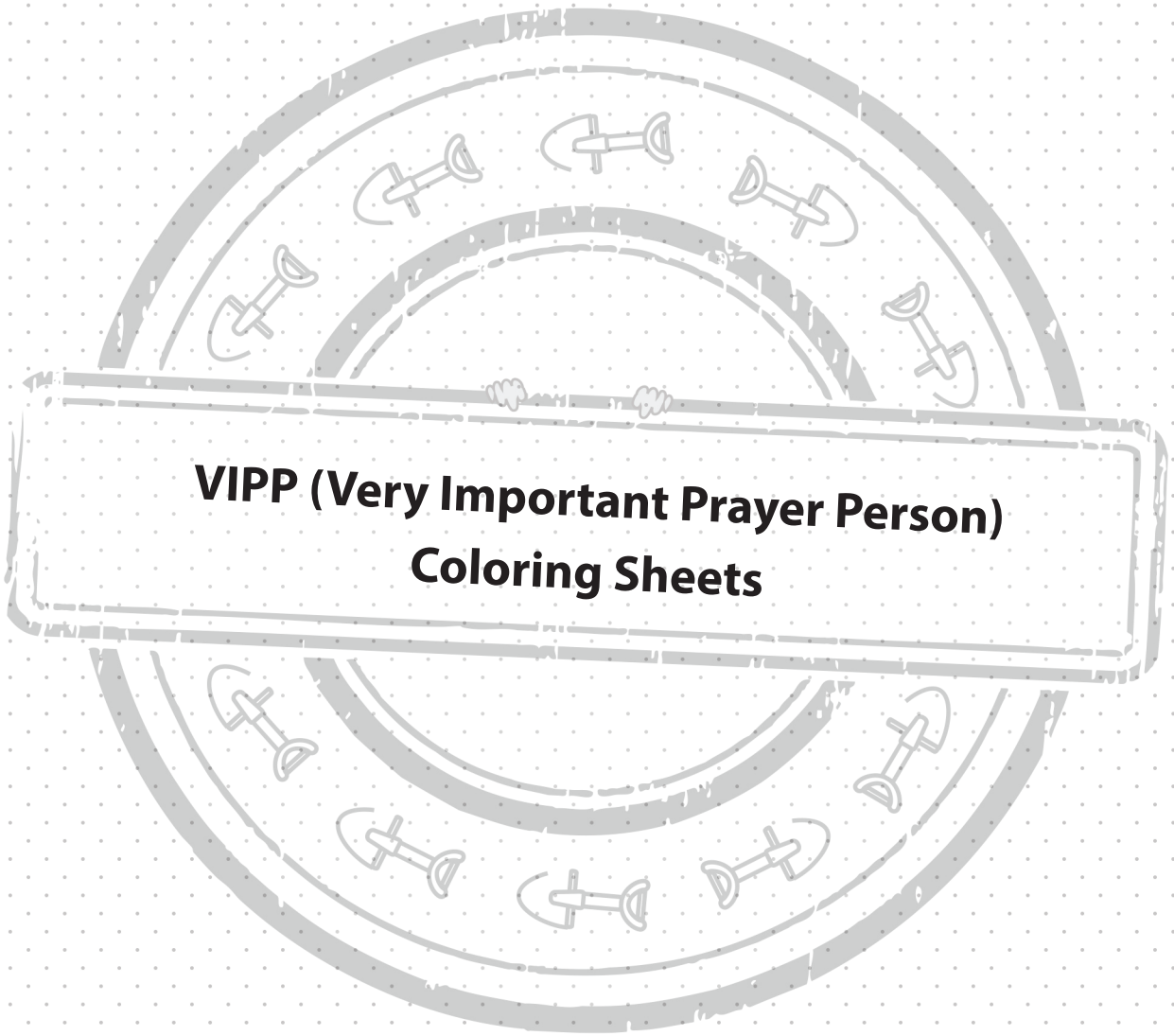
Church Staff

Special Volunteer

Supported Worker
(Missionary)

3 WAYS VIPP SERVES CHURCH

3 WAYS TO PRAY FOR THE VIPP

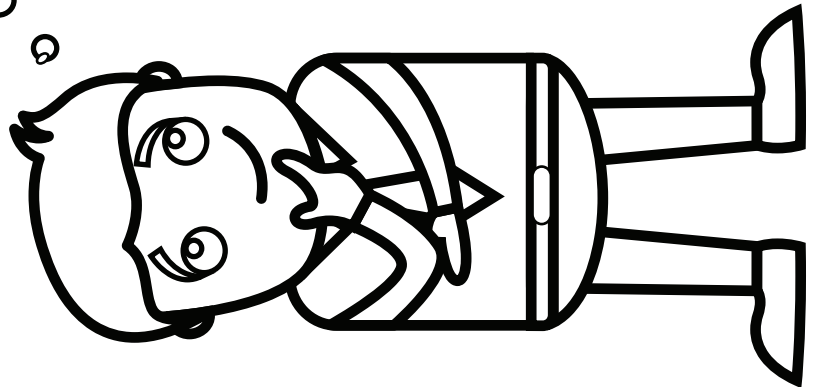




VIPP CLUE GUESS WHO

Can you guess who the
Very Important Prayer Person
is that we learned about and prayed for today?


Look at my clues
and see if you know who it is!



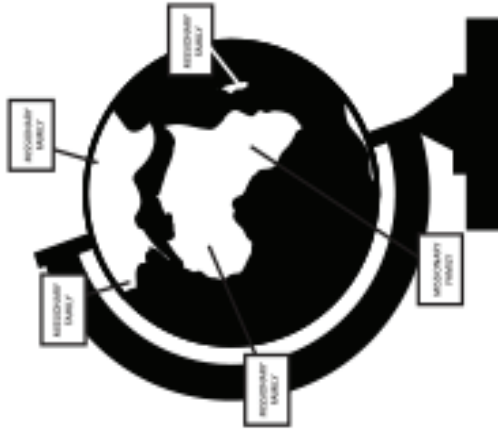
What VIPP group am I in? Circle the right group.



Church Staff




Special Volunteers



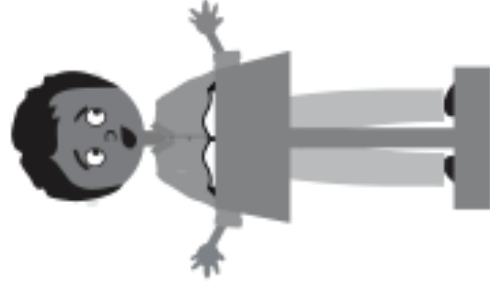
Supported Workers



Church Member

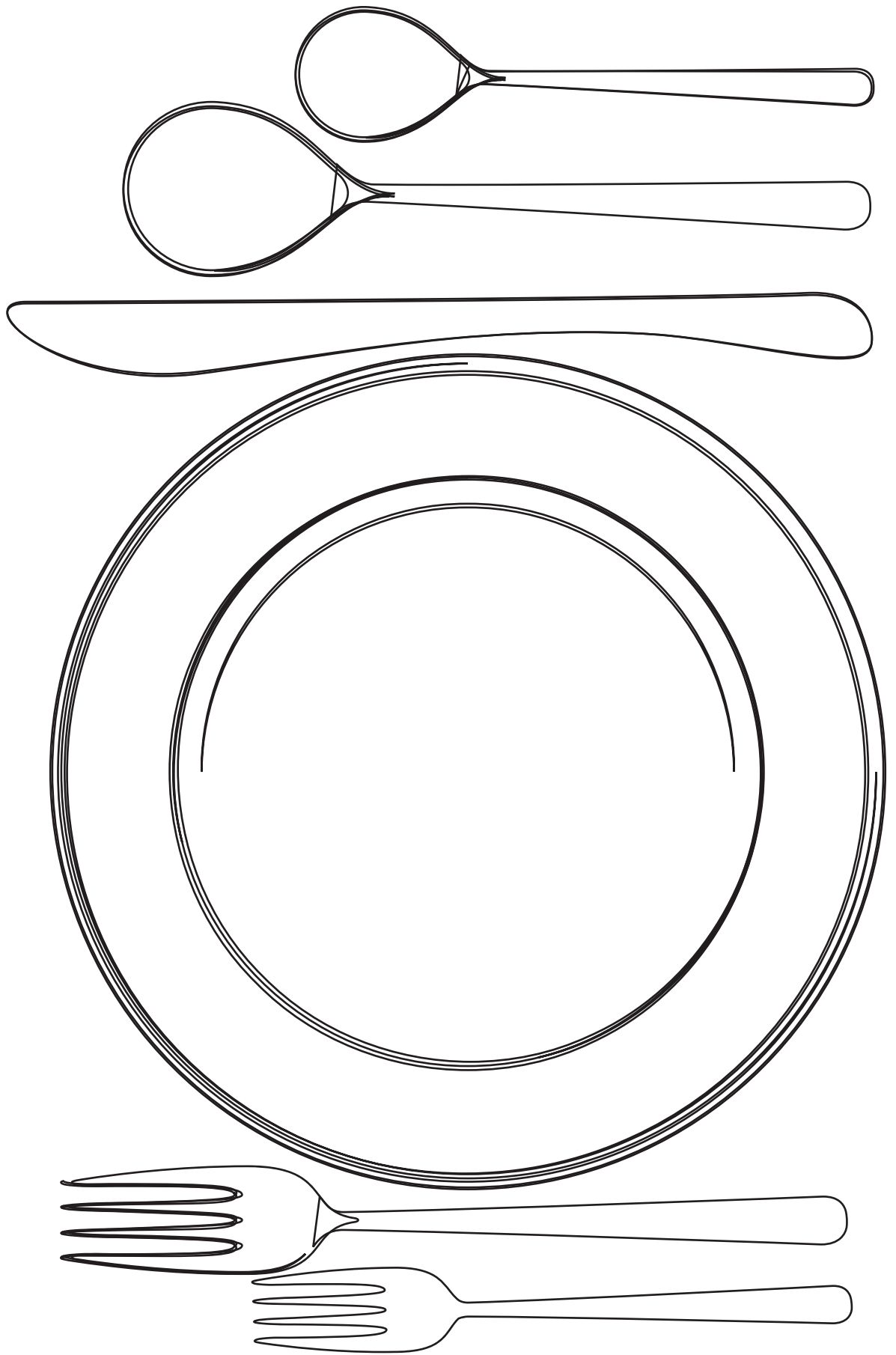


Deacons (Serve the physical needs of the church building and the church members)



Elders (Spiritual Teachers and Overseers of the Church)


Our VIPP's Favorite Food



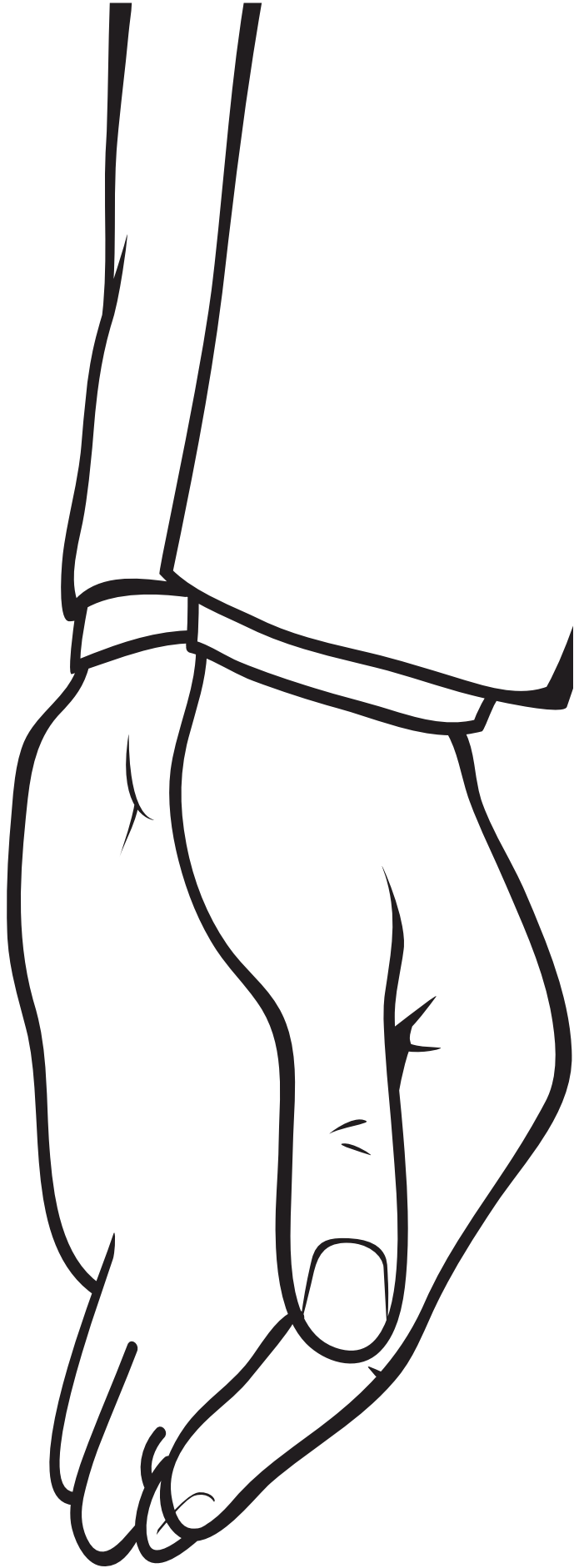
Our VIPP's Favorite Animal




What our VIPP likes to do for fun



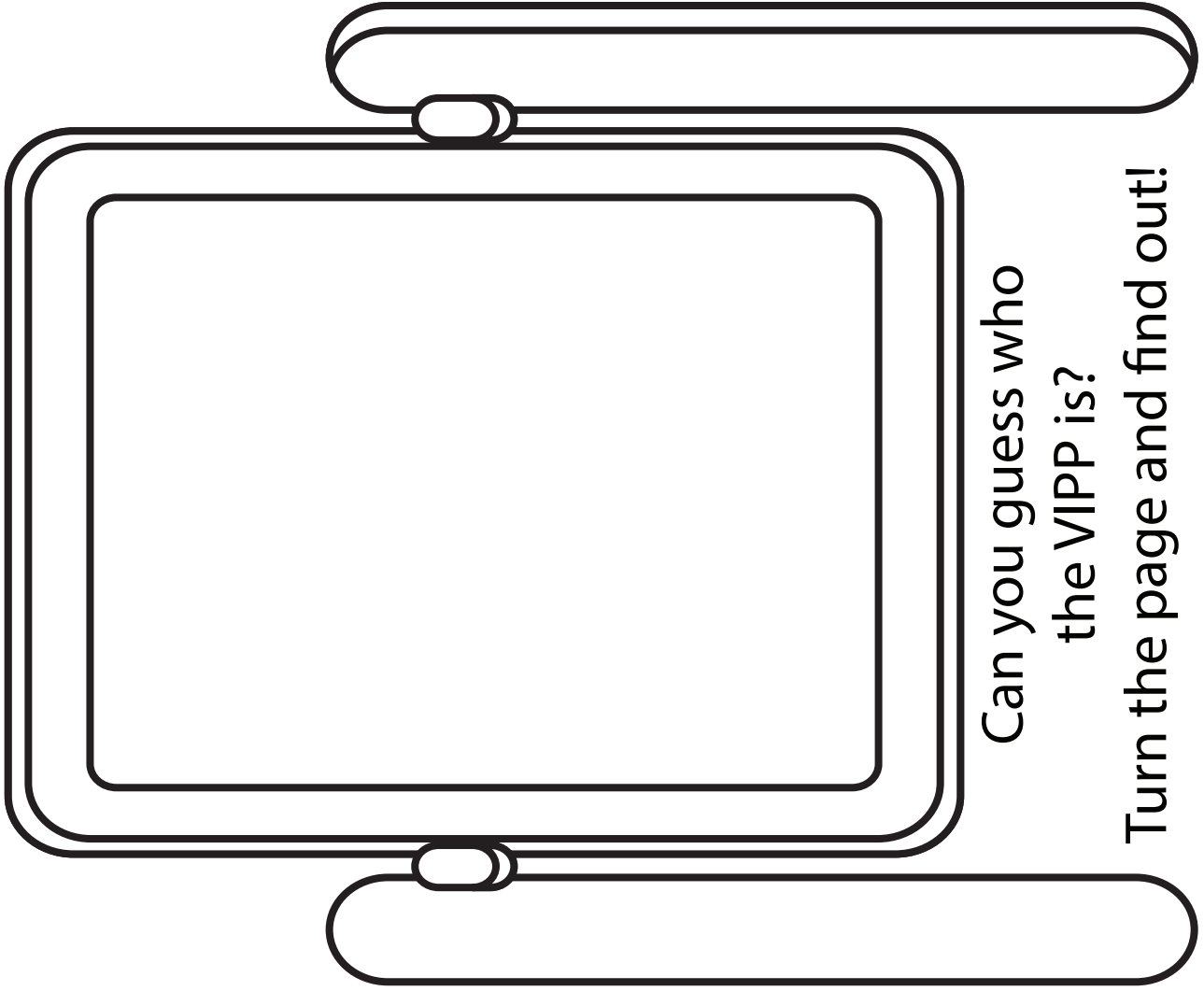
A Way This VIPP Serves (you can draw more on the back)




This VIPP's Job During the Week




What Our VIPP Looks Like



Can you guess who
the VIPP is?
Turn the page and find out!





(Name)

(Serves the church as)

Let's Pray for Our VIPPI!

