

How Firm a Foundation

Verse 3

“When thro’ fiery trials thy pathway shall lie,
My grace, all sufficient, shall be thy supply;
The flame shall not hurt thee; I only design
Thy dross to consume, and thy gold to refine.

Verse 4

“The soul that on Jesus hath leaned for repose
I will not, I will not desert to his foes;
That soul, tho’ all hell should endeavor to shake,
I’ll never, no, never, no, never forsake!”

about this hymn:

Words: John Rippon’s Selection of Hymns Music: Joseph Funk’s Genuine Church Music

Long ago, a man named John Rippon was thinking about this Bible truth, too. He wrote the words to a hymn called “How Firm a Foundation” We’re going to learn two verses from it.

God’s people know all God has an unbreakable plan to use all things in their lives for their good. He has planned that even their “fiery trials”—the hardest things that happen to them—that God will use them all to make them like Jesus. They do not have to like the fiery trials, but they can praise God for how He will use them for their good and His glory.

How Firm a Foundation, v.3

PFI NIV Songs 8, Track 16



Fiery, Flame, Consume
With palms facing in, wiggle fingers of both slightly curved open hands as you alternate moving the hands up and down several times. (Simulates flames of a fire)




Pathways
Flat hands, palms facing each other, move forward and progressively closer.




Grace
Touch lips with fingertips of both flat hands, then move hands forward until palms are facing upward.



Supply
Both modified "Z" hands are held at chest, then brought down and forward, as if giving something to someone.



Hurt
Index fingers are thrust towards each other several times until almost touching.



Design
Both hands, palms facing each other, point left, then are brought across body and point right.



Dross
Right hand, palm facing down, is placed under chin, fingers pointing left. Wiggle fingers a few times.



Gold
Right hand (middle finger) touches right ear, then is brought down to face front, wiggling fingers at the same time.



Refine
Pinky side of right "S" hand rests on top of thumb side of left "S" hand, palms facing in. Hands are pivoted in opposite directions several times, striking each other gently after each twist. Palm of downturned right hand slides down upturned left flat hand from wrist to fingertips.

How Firm a Foundation, v.4

PFI NIV Songs 8, Track 17



Soul
Touch the thumbs and index fingers of both "T" hands to each other, right hand above left, palms facing each other. Draw hands apart in an upward motion.




Jesus
Middle, bent finger of right "5" hand touches middle of left open palm, palms facing each other. Then middle, bent finger of left "5" hand touches middle of right open palm, palms facing each other.




Leaned
Right index finger is crossed over the top of the left index finger, palms facing down. Both hands are moved down a short distance.



Not
Thumb and index fingers of downturned right "5" hand are placed on sides of downturned "S" hand. The right hand pivots back and forth while keeping light contact with left hand.



Foes
Index fingers point and touch in front of chest, palms facing body, then are pulled sharply out to each side. Then make flat hands, palms facing each other and move them down simultaneously.



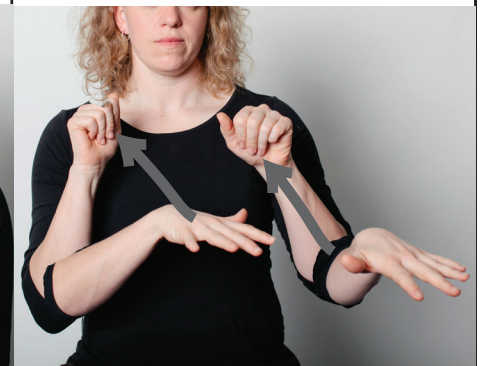
Endeavor
"A" hands, thumbs pointing up and palms towards body, are swung around and slightly down as if trying to move something out of the way.



Shake
Hold open hands in front of body, palms facing each other. Both hands are moved in and out, while wiggling fingers back and forth at the same time.



Never
Open, right hand, palm facing forward and fingers together, makes a short semi-circle out to the right, then moves straight down, similar to the shape of a question mark.



Forsake
Both flat hands point forward and to the left with palms facing down. Draw both hands back towards body, changing them into "A" hands.

All Things

All things, yes, all things,
And we know that in all things, God works for the good,
Of those who love Him, Who have been called,
Called according to His purpose.

(But why? What was God doing for His people?)

For those God foreknew,
He also predestined, He predestined,
To be conformed, to be conformed,
To the likeness of His Son.

(But why? What was God doing for Jesus?)

That He, That He might be,
The firstborn among many, many, of many, brothers,
So He might be firstborn of many brothers.
Romans Eight, twenty-eight and twenty-nine.

about this Bible verse:

Words: adapted from Romans 8:28,29 NIV 1984 Music: Constance Dever ©2011

These verses remind us that God's people are those who love Him. In His great love, He has called them to turn away from their sins and trust in Jesus for the forgiveness of their sins. This is what it means to be justified. But being justified is just the beginning of God's good, forever plans for His people. He also planned for all things in their lives—both enjoyable things and hard things—for the good purpose of making them more like Jesus. Yes, He would use all of them to prepare them for life with Him in heaven, where they would be glorified: forever freed from sin and a pure reflection of God's glory. This is God's wonderful plan for making everything in His people's lives for their good and His glory.



All
Left flat hand rests on back of right flat hand. Right flat hand is then brought up and around left hand and pivots so that back of right hand rests in left palm.

Things
Both flat hands, palms facing up, are lowered in front of chest, then moved slightly out to each side.


Know
Pat forehead with right fingers several times.



God
Right open hand, palm facing left, is held up above head level then brought down and back in a slight arc, ending with a "B" hand at the upper chest level.

Good
Fingers of right flat hand are placed at lips, then brought forward. Some end this sign by resting the right hand in the upturned palm of the left flat hand.

Love
Fists are crossed on chest, palms facing body



Called
Cupped right hand, palm facing in, is held at chin then brought forward a short distance in a slight arc.


His
Push the right flat hand forward, palm facing forward and fingers pointing up, towards person referring to, if possible.

Purpose
Fingertips of right "V" hand are placed in palm of left flat hand which palm is facing right and fingertips facing forward. Fingertips of right "V" hand are then lifted from left palm, pivoted clockwise then placed back down on left palm.



Foreknew

Right hand touches forehead then changes to a bent hand over right shoulder, fingertips pointing backward.



Predestined

Cross K hands, with right hand above the left, pinky fingers down, both hands pointing slightly outward. In this position, make a small counterclockwise.



Conformed

Curved "5" hands, palms facing body, are held near each shoulder, then brought together so that the middle fingers are linked.




Likeness

Right index finger is placed in left palm palm which is facing forward. Both hands move forward together.



Son (Jesus)

Middle, bent finger of right "5" hand touches middle of left open palm, palms facing each other. Then middle, bent finger of left "5" hand touches middle of right open palm, palms facing each other.



He

Point right index finger forward and up (for God).



Firstborn

The right "1" hand, palm facing forward finger pointing up, is pivoted from wrist until palm faces in towards body.



Many

Both "S" hands are held in front of body, palms facing out. Fingers of both hands are flicked opened simultaneously a few times.



Brothers

Thumb side of right "A" hand is held to forehead as if adjusting brim of a cap. Right hand is then brought down as an "L" hand on top of left "L" hand, with right index finger resting on top of left index finger.

How Firm a Foundation, vs.3,4

F B^b F C F B^b F Dm

1.How_ firm a foun - da - tion, ye saints of the Lord, Is_ laid for your faith in His
 2."Fear_ not, I am with thee; O be not dis-mayed, For_ I am thy God, and will
 3."When thro' fi - ery tri - als thy path - way shall lie, My grace, all su - fi - cient shall
 4."The soul that on Je - sus hath leaned for re - pose I_ will not, I will not de -

7 F C F Dm F

ex - cel - lent Word! What more can He say than to you He hath
 still give thee aid; I'll strength - en thee, help thee, and cause thee to
 be thy sup - ply; The flame shall not hurt thee; I on - ly de -
 sert to his foes; That soul, tho' all hell should en - deav - or to

12 C F B^b F Dm F C F

said, To_ you who for ref - uge to Je - sus have fled?
 stand, Up - held by My right - eous om - ni - po - tent hand.
 sign Thy_ dross to con - sume, and thy gold to re - fine.
 shake, I'll_ nev - er, no, nev - er, no, nev - er for - sake!"

Words: John Rippon's Selection of Hymns Music: Joseph Funk's Genuine Church Music

All Things

D G A D

All things, yes, all things, and we know that in all things God works for the good, of

5 G D A Bm G⁹ D A¹³ G⁶ D

those who love Him, who have been called, called ac-cord-ing to His pur - pose. But why?

10 G A G⁶ D D⁹ D

For those— God fore-knew He al - so pre-des - tined, He pre - des - tined, to

14 G D A Bm G⁹ D A¹³ G⁶ D

be con-formed to be con formed, to the like ness of His Son. So that,

19 G A D D⁹ D G D

He might be, the first-born a-mong ma ny, ma - ny, of ma - ny bro- thers,

23 A Bm G D A¹³ G⁶ D

so He might be, first - born of ma - ny bro - thers.

26 D A D

Ro - mans— Eight, twen - ty - eight and twen - ty - nine.

Words: adapted from Romans 8:28-29 NIV 1984 Music: Constance Dever ©2012