

The God of Abraham Praise

Verse 2

His Spirit floweth free,
High surging where it will:
In prophet's word He spoke of old,
He speaketh still.
Established is His law,
And changeless it shall stand,
Deep writ upon the human heart,
On sea or land.

about this hymn:

Words: Daniel ben Judah Dayyan, Translated by Newton Mann Music: Meyer Lyon

Long ago, a man named Daniel ben Judah Dayyan was thinking about this Bible truth, too. He wrote this hymn based on an ancient Hebrew song of praise. He called it "The God of Abraham Praise." We're going to learn a verse from it.

God's Holy Spirit works powerfully, doing everything God wants Him to do. Long ago, in the days of the prophets, God's Spirit spoke to them and gave them His words to speak to God's people. The prophets spoke them to the people, but also, they wrote them down in the Bible. Sometimes, God's words were laws He wanted His people to keep. Sometimes they were words of comfort or warning. Other times, they were words about the future. God's Holy Spirit helped the prophets say God's words just right...and He helped them write them down just right. Even now, we can read God's words that the prophets wrote down when we read the Bible. God can use them to "write" His truth deep upon our hearts. That is, He can use them to teach us His ways and how He wants us to live. He can use them to help us to know Him and obey Him.

The God of Abraham Praise, v.2


PFI ESV Songs 7, Track 8



Spirit
 Right "H" hand, palm facing left, slides from heel to fingertips of left flat hand, palm up. Then touch the thumbs and index fingers of both "T" hands to each other, right hand above left, palms facing each other. Draw hands apart in an upward motion.



Will (Decides)
 Touch forehead with right index finger, then bring both "F" hands down with palms facing each other.



Prophet
 Right "V" fingers point and move outward under downturned flat hand held at face height. Then both flat hands, palms facing each other are moved down sides of body.



Law
 Right "L" hand slides down the left hand, palms facing each other, fingers pointed up and out.



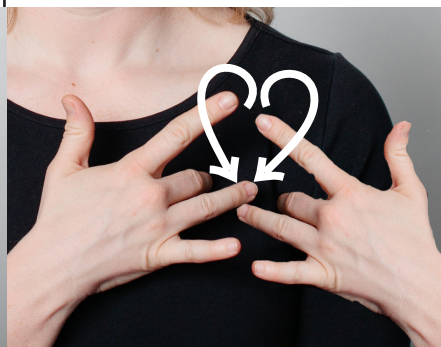
Spoke, Speaketh
 Right index finger touches mouth then makes a small forward circle as it moves to point outward.



Established, Changeless, Stand
 Pinky side of right "A" hand, thumb pointing up, is brought down firmly onto back of downturned left "S" hand.



Writ
 Right index finger pretends to write on palm of upturned left flat hand.



Heart
 Middle fingers are used to traced out the shape of a heart on upper left chest.



Sea
 Touch mouth with index finger of right W hand a couple of times (sign for water);. Then move both hands forward in wavy motion.

Hear, O Israel

Refrain:

Hear, O Israel, the statutes and rules I speak,
Learn them and be careful to do them,
Be careful to do them.

You shall have no gods before Me,
You shall not make a carved image,
You shall not bow down or serve them.
You shall not take the name of the Lord in vain,
Observe the Sabbath day,
Honor your father and mother. *Refrain*

You shall not murder,
You shall not commit adult'ry,
You shall not steal,
You shall not bear false witness
Against your neighbor,
You shall not covet anything. *Refrain*
Deuteronomy Five, verses one, six through twenty-one.

about this Bible verse:

Words: adapted from Deuteronomy 5:1,6-21 ESV Music: Constance Dever ©2011

Long ago, the LORD gave the 10 Commandments and many other good laws to the people of Israel. The Israelites agreed to keep them. He would be their God; they would be His people. He would bless them and take care of them. These verses are the Ten Commandments (laws) that God gave them. But even though God gave them to the people of Israel that day, they are laws for all of us to keep. They tell us how God wants us all to live.

Hear, O Israel: Deuteronomy 5:1,6-21, ESV

PFI ESV Songs 7, Tracks 9,10



Israel
Pinky of right "I" hand touches the right then left side of the chin.

Statutes, Rules
Right "L" hand slides down the left hand, palms facing each other, fingers pointed up and out.

Speak
Touch lips with index fingers then pivot them forward and to the sides.



Learn
Fingers of right open hand are placed on the upturned left palm. Then close the right fingers as hand moves up to forehead, placing fingertips on forehead.

Do
Move open hands, palms down side to side at the same time.

Gods
Right open hand, palm facing left, is held up above head level then brought down and back in a slight arc, ending with a "B" hand at the upper chest level.



Me
Point to self with right index finger.

Carved Image (False God)
Right "B" at height of the head and moves backward and down in a slight arc. Then right index finger moves from right side of the nose down and to the left slightly. (God + False)

Bow Down
Right index and middle finger imitate kneeling legs on left flat palm.


Hear, O Israel: Deuteronomy 5:1,6-21,ESV continued



Name
 Index and middle finger of right "N" hand are brought down to rest on index and middle finger of left "N" hand. Both sets of fingers are pointing outward diagonally.

Lord
 Both "X" hands, held near sides with palms facing up, move upward and outward in circles simultaneously.

Observe
 Touch mouth with index finger of right W hand a couple times (sign for water). Then move both hands horizontally, with fingers and thumb spread apart. Move hands downwards as you wiggle your fingers in short stages.



Sabbath
 Arms are folded across chest, palms facing the body.

Honor
 Both "H" hands start out from the body with palms facing each other and left hand in front of right hand. Both hands simultaneously make an upward arc and finish in same position but directly in front of the body.

Murder
 Extended right index finger strikes palm of upturned left flat hand, then continues downward.



Steal
 Fingers of right "V" hand slide along left forearm towards wrist. Curve "V" fingers even more as you slide them down the arm.

False Witness
 The index finger edge of the right "B" hand moves across the chin from right to left.

Covet
 Both upturned "5" hands are held side by side in front of chest. Bring both hands in, drawing in the fingers slightly to a grasping position.

The God of Abraham Praise, v.2

Em B Em Am B G Am E Am D G B Em D G C

1.The God of A-braham praise, All prais-ed be His name, Who was, and is, and
 2.His Spir - it flow - eth free, High surg-ing where it will: In proph-et's word He
 3.He hath e - ter - nal life Im - plant-ed in the soul; His love shall be our

6 G D7 Em C G D D7 G B7 Em G D B7(#5)

is to be, For aye the same! The one e - ter - nal God, Ere
 spoke of old, He speak - eth still. Es - tab-lished is His law, And
 strength and stay While a - ges roll. Praise to the liv - ing God! All

11 Em C G Am6 B Em B Em D

ought that now ap - pears; The First, the Last: be -
 change - less it shall stand, Deep writ up - on the
 prais - ed be His name, Who was and is, and

14 G Am Am B7(b9) Em B B7

yond all tho't, His time - less years!
 hu - man heart, On sea or land.
 is to be, For aye the same!

Words: Daniel ben Judah Dayyan, Translated by Newton Mann Music: Meyer Lyon

Hear, O Israel

4 F C Dm B^b F C

Hear, O Is - ra - el, the sta - tutes and rules I speak.

5 F C B^b F B^b F⁷ B^b Fma⁷

Learn them, be care - ful to do - them, be care-ful to do them. You shall

9 C F C F

have no gods be - fore Me, You shall not make a carved im - age, You shall not bow down or serve

12 C F F B^b F

them. You shall not take the name of the LORD in vain, Ob -serve the Sab-bath Day, hon-or your

16 C F C Dm B^b F

father and moth-er. Hear, O Is - ra - el, the sta - tutes and rules I

21 C F C B^b F B^b F⁷ B^b Fma⁷

speak. Learn them, be care - ful to do - them, be care-ful to do them. You shall

26 C F F C

not mur-der, You shall not com-mit a - dul-t'ry, You shall not steal. You shall

30 F B^b F C

not bear false wit - ness a - gainst your neigh-bor, You shall not co - vet an - y - thing.

34 F C Dm B^b F C

Hear, O Is - ra - el, the sta - tutes and rules I speak.

2

38 F C B^b F B^b F⁷
Learn them, be care - ful to do - them, be care - ful to do_____

41 F B^b F F⁷
them. Deu - ter - o - nom - y Five, ver - ses one, six thru twen-ty - one.

Detailed description: The image shows a musical score for two staves. The first staff starts at measure 38 and contains six measures of music. Above the staff are the chords F, C, B^b, F, B^b, and F⁷. The lyrics are "Learn them, be care - ful to do - them, be care - ful to do_____". The second staff starts at measure 41 and contains four measures of music. Above the staff are the chords F, B^b, F, and F⁷. The lyrics are "them. Deu - ter - o - nom - y Five, ver - ses one, six thru twen-ty - one." The music is written in a single treble clef with a key signature of one flat (B-flat).

Words: adapted from Deuteronomy 5:1,6-21 ESV Music: Constance Dever ©2012