

BIBLE TRUTH 2, LESSON 1: PLANNER/OVERVIEW

GETTING STARTED: Welcome and Opening Songs (*introduce unit and get kids moving with these songs*)

Welcome to Praise Factory: PFI: Praise Factory Investigators Theme Song *PFI ESV Songs 5, Track 1*

Rules to Help Us Worship God and Love Others: WoGoLOA Classroom Rules Song *PFI ESV Songs 5, Track 2*

Big Question Under Investigation: Big Question 5 Songs *PFI ESV Songs 5, Tracks 3,4*
Extra Song: The Days of Creation PFI ESV Songs 5, Track 5

Big Question Bible Verse: Genesis 1:1,31 Song *PFI ESV Songs 5, Track 6*
Extra Song: God Saw Everything PFI ESV Songs 5, Track 7

DIGGING DEEP DOWN: Key Concept and Story (*introduce the Bible Truth and tell the related story*)

Bible Truth 2: God Created People Perfectly Good in the Beginning

Bible Truth Hymn: All People that on Earth Do Dwell, vs.1,2 *PFI ESV Songs 5, Tracks 11,12*

Bible Verse: Genesis 1:26-28

Bible Verse Song: Then God Said *PFI ESV Songs 5, Track 13*

Lesson 1 Old Testament Story: The Case of the Definitely Different Design
Genesis 1-2; John 1:3

TAKING ACTION: Response Activities (*choose from among these activities*)

Snack and Discussion Planner: The Man-wich and Woman-wich

ACTS Prayer: Prayer Sheet

Bible Truth Review: Discussion Questions and Game: Beanbag Scramble

Bible Truth Hymn: All People that on Earth Do Dwell, vs.1,2 *PFI ESV Songs 5, Tracks 11,12*
Song, Sign Language and Song Game: Pass the Secret Sign **PFI ESV Songs 5 BOOK or ONLINE**

Bible Verse Review: Genesis 1:26-28: Discussion Sheet and Game: Who's Got the Penny?

Bible Verse Song: Then God Said *PFI ESV Songs 5, Track 13*
Song, Sign Language and Song Game: Mimic Me! **PFI ESV Songs 5 BOOK or ONLINE**

Story Review: Discussion Questions and Game: Frisbee Toss n' Quiz

Case RePlay, Jr: Drama Activity for Youngest Children (children do same story actions together)

Case RePlay, Sr: Drama Activity for Most Children (children re-tell story with individual parts)

Craft: Adam and Eve

VIPP (Very Important Prayer Person) Prayer Time: Coloring Sheets (back of book) and Game: Ball Roll Review

TAKING IT HOME: Take Home Sheet for Review and Family Devotions

PFI Pronto: Bible Truth 2, Lesson 1 **PFI ESV Prontos 5 BOOK or ONLINE**

The Case of the Definitely Different Design Genesis 1-2; John 1:3

by Connie Dever

Our story is:**The Case of the Definitely Different Design.****As you listen to the story, see if you can figure out:**

1. Who was design differently?
2. What made them definitely different from everything else? What did this difference mean they could do?

Our story today takes place at the beginning of time, thousands of years ago, when the world was only six day old.

What was the world like at dawn on Day Six? The light of the moon and stars faded in the blazing brightness of the rising sun. Tall, mighty mountains rose high above the gently sloping hills and wide, grassy plains. Birds swooped across the brilliant, blue sky and nested in leafy treetops. Fish flip-flopped in the foamy ocean and wriggled in the clear, sparkling rivers. What was the world like on the dawn of the Day Six? Both air and water were full of life that morning.

And yet, something was still strangely still and quiet. It was as if the earth was waiting for something more. The forests silently waited for creatures to wander through its cool greenness. The plains waited for someone to nibble their juicy grasses. Small seeds lay sleeping under the fields, ready to sprout when there was someone to tend and harvest them. For you see, at dawn on Day Six, the LORD had yet to make any living creatures to live on the beautiful land that He had created.

All this was about to change. The LORD said, "Land, produce animals each according to their kinds! Produce farm animals and wild animals and creatures that move along the ground."

God spoke, and it came to be! There were pigs, cows, sheep, donkeys, horses, chickens and all sorts of other farm animals. There were zebras, koala bears, antelope, polar bears, squirrels and all sorts of other wild animals. There were bugs, worms, lizards, snails, and all sorts of other creatures that move along the ground. Now there were thousands of land creatures, all made by God, each according to their own kind. God saw all the creatures He had made and saw that it was good. How wonderful it was for the land to be filled with creatures, wriggling, digging, leaping and climbing all over the land of God's

beautiful world!

The earth was abuzz with life, but the LORD was still not through with His Day Six creations. Now it was time for Him to create one last creature: the creature He had in mind as He created everything else in the world. A creature so special, that it would be unlike the rest. This one would not simply be made after its own kind, as God had made the others. This creature would be made in God's own image!

Created in God's own image? What in the world does that mean?! It means God would make this creature to be a bit like Himself. God was going to make this creature with a mind that could create things and think about things a bit like His great mind. This creature would be able to look at everything God created and know that God created it, like God could. This creature could rule over other creatures and care for them, a little bit like God rules and cares for everything. This creature would be able to know the difference between good and evil—and choose one over the other. And most amazing of all, this creature would have an everlasting spirit—a soul that would never die, a bit like God's great, eternal Spirit. With this spirit, this creature could know and love God. Wow! What a creature, this last one was to be!

Do you know who is this last creature? Was it the dog? The buffalo? Maybe the elephant? No, of course not! It was people! That's right! People were God's most special creation, made on Day Six.

So the LORD said: "Let us make man in our image, in our likeness, and let them rule over the fish of the sea and the birds of the air, over the livestock, over all the earth, and over all the creatures that move along the ground. The LORD God formed the man from the dust

Story-telling Tips**Ahead of time:**

1. Read the Bible verses and story. Pray!
2. Create story cue cards on index cards (or highlight text).
3. Practice telling story dramatically, timing your presentation. Shorten, if necessary to fit your allotted time.
4. Decorate area with story props that help bring your story alive.

During your presentation:

1. Maintain as much eye contact as possible as you tell the story. Point to/use props at important points in the story. Include the kids in your story with a few questions about what they think will happen or words/concepts that might be new to them.
2. Watch the kids for signs that their attention span has been reached. Shorten, if necessary.

of the ground and breathed into his nostrils the breath of life, and the man became a living being.” (Genesis 1:26-27; 2:7, NIV 1984)

God had made man special and now He would make a special place for him to begin life. The other creatures built their own nests or dug their own holes, but God, Himself, made a special home for man. He planted a garden in the east, in a place He called Eden; and there He put the man he had formed. And the LORD God made all kinds of trees grow out of the ground—trees that were beautiful to look at and delicious for eating. In the middle of the garden were the tree of life and the tree of the knowledge of good and evil. A river watering the garden flowed from Eden and the lands around it.

The LORD God took the man and put him in the Garden of Eden to work it and take care of it. And the LORD God commanded the man, “You are free to eat from any tree in the garden; but you must not eat from the tree of the knowledge of good and evil, for when you eat of it you will surely die.” (Genesis 2:8-10, 15-17, NIV 1984)

What a lot had happened since the dawn of Day Six! God had created land animals, then He had created man. Now He made him a home with food, shelter and water. It seemed like everything the man would need. But it wasn’t. God still had one more very, very special something to create for the man—or I guess I should say someONE. Can you guess who it was?

Let’s hear.” The LORD God said, ‘It is not good for the man to be alone. I will make a helper suitable for him.’ Now the LORD God had formed out of the ground all the beasts of the field and all the birds of the air. He brought them to the man to see what he would name them; and whatever the man called each living creature, that was its name. So the man gave names to all the livestock, the birds of the air and all the beasts of the field. But for Adam no suitable helper was found.” (Genesis 2:18-20, NIV 1984)

As all these creatures paraded before him, Adam saw beautiful animals that would be lovely to look at; strong animals who could help him with his work; soft animals who would be nice to touch and snuggle with; and birds whose melodious voices would be soothing to listen to. But none of them was the right helper Adam needed. None of them had an everlasting spirit inside

their bodies. They didn’t have minds and hearts that could know, love and have fellowship with God and with others. They couldn’t look around at all of creation and see how it reflected God’s glory. They couldn’t know right and wrong, as Adam could.

“So the LORD God caused the man to fall into a deep sleep; and while he was sleeping, he took one of the man’s ribs and closed up the place with flesh. Then the LORD God made a woman from the rib he had taken out of the man, and he brought her to the man.” (Genesis 2:21-22, NIV)

Adam looked in amazement at this special creature. She looked like him, and yet she was very different, too. God had made her beautiful, strong, soft. He gave her a sweet, melodious voice. Best of all, she had an everlasting spirit inside her body. She had a mind and heart like Adam, which could know, love and have fellowship with God and others. Adam could share with her all of God’s creations and enjoy how it reflected His glory. She could know right and wrong. This was the helper Adam was looking for!

“The man said, “This is now bone of my bones and flesh of my flesh; she shall be called ‘woman,’ for she was taken out of man.” (Genesis 2:23, NIV 1984) Right then and there, they were married and began their wonderful life together in complete purity and honesty.

“So God created man in his own image, in the image of God he created him; male and female he created them. God blessed them and said to them, “Be fruitful and increase in number; fill the earth and subdue it. Rule over the fish of the sea and the birds of the air and over every living creature that moves on the ground.” Then God said, “I give you every seed-bearing plant on the face of the whole earth and every tree that has fruit with seed in it. They will be yours for food. And to all the beasts of the earth and all the birds of the air and all the creatures that move on the ground—everything that has the breath of life in it—I give every green plant for food.” And it was so. (Genesis 2:27-30, NIV)

Dawn of Day Six had long passed. Now the sun was setting deep in the west. Its warm rays were growing dim and the twinkling stars were beginning to show their faces from under the dark blanket of outer space once more. Animals of every kind nestled down for

their first night in their newly-made dens. Birds roosted in the trees. And the man and the woman—Adam and Eve—were in their special garden, enjoying perfect fellowship with God and with each other, and delighting in the display of God's glory in His wonderful creations all around them.

God looked at all He made and said it was very good. It was completely delightful. It was pure and perfect. There was nothing that needed to be improved or changed. It was ready for His plans. "And there was evening, and there was morning—the sixth day."

Cracking the Case:

It's time to answer our Case Questions.

- 1. Who was designed differently?** People.
- 2. What made them definitely different from everything else?** What did this difference mean they could do? God made them with a spirit that lives forever. With this spirit, they could know and love God in a way nothing else could.

Something For You and Me

Our Bible Truth is: God Created People Perfectly Good in the Beginning

Our Bible Verse is: Genesis 1:26-28

"Then God said, "Let us make man in our image, after our likeness... So God created man in his own image, in the image of God he created him; male and female he created them. And God blessed them. And God said to them, "Be fruitful and multiply and fill the earth and subdue it, and have dominion over the fish of the sea and over the birds of the heavens and over every living thing that moves on the earth."

Isn't amazing to think about the special ways the Lord made us humans?! He made millions of creatures to fill this earth, yet we alone did He make in His own image. We alone can know Him, love Him and have fellowship with Him. We alone can look around at creation and see how it Let's ask Him to use the special minds He gave us to learn about Him, to see His glory reflected in His creation and to rule well over the creatures of the earth.

Yet, there is a problem that all people have that Adam and Eve did not have on that first day. Since that most wonderful, most perfect of time, all people have chosen to disobey God. They have broken the perfect

fellowship that we were made to have with God. And now, we deserve God's punishment for our sins. But there is hope, isn't there? Why? Because God sent His Son Jesus to live a perfect life and offer up His life as the perfect sacrifice for the sins of all who will ever turn away from their sins and trust in Jesus as their Savior.

Let's pray right now and ask God to work in our hearts, that we might turn away from our sins and trust Jesus as our Savior. Let's praise Him for being the great Creator who gave us hearts to know and love Him and who sent Jesus that we might know and love Him, even today.

Close in prayer.

Closing ACTS Prayer

A God, we praise You for being our Creator and the Giver of the spirit inside us so that we might know and love You.

C God, we confess that many times we don't want to know, love or obey You.. Many times we want to do what we want to do—even if it is wrong. We need a Savior!

T God, we thank You that for the spirit You gave each of us to know and love You.

S God, work in our hearts! Help us to turn away from our sins and trust in Jesus as our Savior. Create in us a new heart, that knows You and loves You, as You created us to.

Special Words

Spirit: Spirit is the something special that God put inside every human so they can know and love Him. It is invisible, but it is there, in each of us. God is spirit. He gave us a spirit, a bit like His glorious spirit, so that we can know and love Him. This spirit is the part of us that never dies, not even when our bodies die.

ACTS PRAYER ACTIVITY

Use this sheet to write down your ACTS Prayer

Instructions:

Use this sheet to help the children apply the Bible Truth into a prayer. You can use the ACTS provided or even better, have the kids think of their own applications. Also have the children add their personal requests to the prayer, too. Lead the children in the prayer or let them pray sections, with your help. Never force a child to pray! Non-readers can participate by you whispering a section of the prayer into their ear and allowing them to pray it aloud for the group.

ADORATION:

God, we praise for being our good Creator.

God, we praise You for being.....

Add your own Adorations:

CONFESSION:

We confess that though we are made in Your image, with a spirit to know and love You, we often choose to not know or love You. We need a Savior!

God, we have sinned against You....

Add your own Confessions:

THANKSGIVING:

Thank You, God for making us in Your image that we can know and love You. This is a special gift that You gave to none other of the earthly creations.

God, we thank You for...

Add your own Thanksgivings:

SUPPLICATION:

God, work in our hearts that we might love, know and obey You, as You created us to, know Him and obey Him as we were created to. Work in our hearts, that we might turn away from our sins and trust in Jesus as our Savior.

God, we need Your help...

Add your own Supplication:

SNEAKY SNACK

Can you figure out how this snack ties in with our case?

Snack: Man-wich and Woman-wich

Man and woman cookie cutter sandwiches. Use 'gingerbread' man and woman cookie cutters to cut "Adam" and "Eve" out of sandwich bread. Fill with peanut butter and jelly, cream cheese, butter, or other filling. OR Buy sugar cookie dough from refrigerator section of grocery store or make gingerbread (looks more 'earthly' colored) and make man and woman cookies, instead. You might also want to add a little garnish to stand for the spirit that God gave us, such as a little dollop of whipped cream, jelly, etc. Think about serving milk, if you serve cookies, to minimize effects of sugar on the children.

This is only a suggestion. Feel free to modify. Be mindful of allergy issues among your children!

Case Tie-in: In the beginning, God created people in His own image. He made them special, with a spirit to know and love Him.

SOUL FOOD

Food for thought during snack time

1. What does the snack have to do with the story?

Choose a few questions from the other activity discussion sheets to talk about during this snack time.

2.

3.

4.

5.

6.

7.

Directions: Read and discuss Bible Truth, using a FEW of the questions. Play game. Feel free to modify the game to fit your children.

God Created People Perfectly Good in the Beginning

People were God's last creation when He created the world. In some ways, God made people like the other earthly creatures. He gave them wonderful, perfect bodies. They were just right for all He wanted them to do and to be--just like He had done for the other creatures.

But in another way, God made people very different from everything else. You see, God created the other creatures after their own kind, but God chose to make people in His own image.

They were to be a one-of-a-kind reflection of who He is. So God gave to them alone a mind that could learn about the world and see how it showed what He was like--a bit like His great mind. And, He gave them alone a everlasting spirit that could know and love Him and each other--a bit like His Spirit. And because God created them good, they could know and love Him and each other without any sin or sadness. How wonderful that must have been!

God put these first people He made--Adam and Eve-- in charge of the earth. They and their children were to enjoy it, care for the creatures in it, explore it and fill it with people until they made all of it their home.

Understanding the Bible Truth

1. Who did God create last? *People.*
2. How did God make people like the other earthly creatures? *He gave them wonderful, perfect bodies, just right for all He wanted them to do and to be.*
3. Who did God create the other creatures after? *Their own kind.*
4. In whose image did God make people? *In God's image. A one-of-a-kind reflection of who He is.*
5. What does it mean that they were made in God's image? *God gave to people alone a mind that could learn about the world and see how it showed what He was like--a bit like His great mind. And, He gave them alone a everlasting spirit that could know and love Him and each other--a bit like His Spirit.*
6. What was different about how Adam and Eve could know and love each other and God from the way we can today? *They could know and love God and each without any sin or sadness because they had not disobeyed God (yet).*
7. What did He tell humans to do? *God put people in charge of the earth. They were to enjoy it, care for the creatures in it, explore it and fill it with people until they made all of it their home.*

Bible Truth Story Connection Questions

1. What does our story have to do with our Bible Truth? *It is the story of how God created humans special, in His own image.*
2. What was different in how God created humans and how He created the other animals? *More directly 'hand-made' by God; breathed breath into his nostrils; made in His own image; woman made from rib of man; spoke to humans with words; and gave them jobs to do; they could know and love Him; etc.*

Bible Verse Connection Question

1. What does our Bible Truth have to do with our **Bible Verse: Genesis 1:26-28**: "Then God said, "Let us make man in our image, after our likeness... So God created man in his own image, in the image of God he created him; male and female he created them. And God blessed them. And God said to them, "Be fruitful and multiply and fill the earth and subdue it, and have dominion over the fish of the sea and over the birds of the heavens and over every living thing that moves on the earth."?

They tell us that God made people special by making them, alone, in His own image.

Life Application Questions

1. What did God create you to do and to be? *To know and love Him; to enjoy seeing Him reflected in His creation; to rule over/take care of whatever earthly creatures He puts in your care.*
2. What is the first step in loving and knowing God for each of us? *To turn from our sins, confess them to God, and trust in Jesus as our own Savior.*

ACTS Questions

1. What is something we can praise God for from this Bible Truth? *For being our Creator.*
2. What is something we can confess to God from this Bible Truth? *Confess that though made in the image of God so that we can have the delight of knowing and loving God, we many times we choose to not know or love Him. We deserve His punishment. We need a Savior!*
3. What is something we can thank God for from this Bible Truth? *Thank God for making us in His image so that we can know and love Him, unlike any of His other earthly creations.*
4. What is something we can ask God for from this Bible Truth? *Ask God to work in our rebellious hearts that we might love Him, know Him and obey Him as we were created to. Ask Him to help us to turn away from our sins and trust in Jesus as our Savior.*

The Gospel

God created people good in the beginning, but we have all sinned against God. We deserve His eternal punishment, now instead of wonderful fellowship with Him. Is there any hope for us? What is the gospel?

God is the good Creator and King of the world. He made people to worship Him and live by His good laws. But we are all sinners who've rebelled against Him. We all deserve death--God's just, eternal punishment for our sins. How terrible! But God has good news for us. In His great mercy, God sent His Son, Jesus to earth as a man to save sinners. He lived the perfect life that pleases God. (He's the only one who's ever done that!) He offered it up to God His Father as the perfect sacrifice for sins when He suffered and died on the cross. Then, on the third day, Jesus rose from the dead in victory. He had fully paid for the sins of God's people, so they wouldn't have to! Now all who turn away from their sins and trust in Jesus as their Savior will receive forgiveness of sins and eternal life with God. They will be His very own special people who will know Him and enjoy Him forever. We can be God's people, too, if we turn from our sins and trust in Jesus as our own Savior.

Game: Beanbag Scramble

Materials

Beanbags, enough for all the children, minus 1
Drum, guitar or just your hands!
Tape
Small bowl or bag
Bible Truth Questions

Preparing the Game

1. Choose 20+ questions for your game from the Bible Truth Discussion Questions, or make up your own.
2. Write the Bible Truth questions on small thin strips of paper (or make a photocopy of the Bible Truth Discussion Questions and simply cut them into strips) and put them in the bag/bowl.

Playing the Game

Beanbags are placed in a circle on the floor, with children forming a circle just outside the beanbags. Tell the children that you will beat a beat on the drum, strum a strum on the guitar, or clap your hands and they are to march to the beat. As the beat gets faster, they march faster. As it gets slower, they march slower, etc. Suddenly stop the music and the children scramble for the beanbags. The child who has no beanbag picks a question for the class to answer.

Game continues as number of questions, time, and attention span allow.

Optional TAKING IT TO OTHERS Activity: Quiz Questions

Have the children choose a few of the questions from the game to ask the parents/other children during TAKING IT TO OTHERS time. Help pre-readers by whispering the question in their ear and letting them ask it aloud to the parents/other children. Make sure you read the Bible verse aloud before you ask your questions.

Directions:

1. Write words to song in large print before class.
2. Play the song for the children, helping them follow along on the song sheet.
3. Discuss the song, using a few questions from the discussion sheet. *Don't use them all!*
4. Introduce sign language for key words of your choice from sign language sheet for your song. Use as few or as many as you think the children can learn.
5. Sing and sign the song. Sign language as well as large format lyrics and sheet music are found in the PFI Unit Songbook or online.
6. If desired, play the Song Game.

Optional TAKING IT TO OTHERS Activity: Presenting and Singing the Song

1. Sing and sign the song, encouraging the watching children/parents to join in.
2. Ask the class some of the questions listed below. The Bible Truth Connection Question is particularly good to help them understand how the song ties in with the Bible Truth.

All People that on Earth Do Dwell

Verse 1

All people that on earth do dwell,
Sing to the Lord with cheerful voice;
Him serve with fear, His praise forthtell;
Come ye before Him and rejoice.

Verse 2

The Lord, ye know, is God indeed,
Without our aid He did us make;
We are His folk, He doth us feed,
And for His sheep He doth us take.

Listen to it on PFI ESV Songs 5, Tracks 10,11

Understanding the Song

1. Who is this song addressed to? *All people living on the earth.*
2. What are 4 things we are urged to do? *Sing to the Lord with cheerful voice; serve Him with fear; forthtell His praise; come before Him and rejoice.*
3. Why should we sing with cheerful voice and come before Him and rejoice? *Because He is our Creator & we all owe Him our life. We should be thankful He created us so well; and thankful that after we rebelled against Him, He chose to send Jesus to save us from our sins.*
4. What does it mean to serve God with fear? Why should we? *To show proper respect for Him as our great Creator. We should fear Him because we owe everything to Him. We wouldn't exist without Him.*
5. What does it mean to "forthtell" praise"? *To praise God's name to others, that they might know how great He is, too.*
6. How did the Lord make us? *By His own will and power. Without our help.*
7. How are humans "His folk"? *We are all His creations.*
8. How are God's people His folk in a different way from other humans? *God's own people are all those who turn from their sins and trust in Jesus as their Savior. To these, He makes special promises of protection and care in this life and of eternal life with Him in heaven after they die.*
9. What does it mean that He takes us for His sheep? *Sheep is a nickname God uses for His very own people. Sheep need a shepherd to protect them from danger, lead them to good food and shelter. Shepherds love their sheep and are even willing to give up their own life to protect them. God is like the shepherd for His own people. He is called the "Good Shepherd" because He was willing to give up His own life for His people.*

Bible Truth Connection Question

1. How does this song relate to our **Bible Truth: God Created People Perfectly Good in the Beginning**? *All peoples of the earth should serve and praise the Lord because He is their Creator.*

Story Connection

1. How does this song relate to our story? *In the beginning, God created humans in His image, without any of their aid. Adam and Eve enjoyed perfect fellowship w/ God. They sang and praised His name for all His glory reflected in creation around them. They served Him in perfect fear, since they were not sinners. They were His special "folk". They fed from the fruit in the garden He made for them. They knew His perfect and tender care for them, just like sheep with their beloved shepherd.*

Bible Verse Connection Question

1. What does this hymn have to do with our Bible Verse: **Genesis 1:26-27**: “Then God said, “Let us make man in our image, after our likeness... So God created man in his own image, in the image of God he created him; male and female he created them. And God blessed them. And God said to them, “Be fruitful and multiply and fill the earth and subdue it, and have dominion over the fish of the sea and over the birds of the heavens and over every living thing that moves on the earth.”?

This song encourages all people to sing to the Lord because He is their Creator. He made all people in His own image to praise Him and know Him in a special way. He is completely worthy of all their praise. He made them without their aid and continues to care for their needs with His good gifts. He calls all people to be His people—those who have turned from their sins and trusted in Jesus as their own Savior.

Life Application Questions

1. How can God’s people be affected by the message of this song? *They can praise God for not just creating them, but providing for their every need, every day, so that they stay alive. They can ask God to help them to know and love Him more as they look at His creations. They can ask Him to make them more grateful for all He is and gives them each day.*
2. How can we become God’s “folk”, His people? *By turning away from our sins and trusting in Jesus as our Savior.*

ACTS Questions

1. What is something we can praise God for from this hymn? *For being the God who made us.*
2. What are sins we can confess to God from this hymn? *That many times we do not want to be the sheep of His pasture who He cares for. Many times we want to do things our own way, instead of having to obey Him. We all deserve His eternal punishment. We need a Savior!*
3. What is something we can thank God for from this hymn?
We can thank Him that though we deserve to never be His people because of our sins against Him, that He sent Jesus to save all who turn from their sins and trust in Him as their Savior.
4. What is something we can ask God for from this hymn? *To take care of us like the sheep of His pasture. To make us His own, dear people. To work in our hearts that we might want to turn to Him and trust in Jesus; that we might want to know, love and obey Him.*

Life Application Questions

1. How can God’s people be affected by the message of this song? *They can praise God for creating them in His image with a spirit that will never die, with minds and hearts to know and love Him. They can ask Him to help them fear Him in everything they do, think and say. They can thank Him for making them His special sheep, His folk, He takes special care of.*
2. How can we become God’s people? *By turning away from our sins and trusting in Jesus as our Savior.*

Gospel Question

1. God is the creator of everything. He created us to worship Him and thank Him for His care, but we have all chosen to turn away from Him and disobey Him and His good ways. Is there any hope for us? What is the gospel?

God is the good Creator and King of the world. He made people to worship Him and live by His good laws. But we are all sinners who have rebelled against Him. We all deserve death--God’s just, eternal punishment for our sins. How terrible! But God has good news for us. In His great mercy, God sent His Son Jesus to earth to save sinners. Yes, Jesus, the perfect Son of God, left His home in heaven and became a man. He lived the perfect life that pleases God. (He’s the only one who has ever done that!) He offered it up to God His Father as the perfect sacrifice for sins when He suffered and died on the cross. Then, on the third day, Jesus rose from the dead in victory. He had fully paid for the sins of God’s people, so they wouldn’t have to! Now all who turn away from their sins and trust in Jesus as their Savior will receive forgiveness of sins and eternal life with God. They will be His very own special people who will know Him and enjoy Him forever. We can be God’s people, too, if we turn from our sins and trust in Jesus as our own Savior.

Song Game: Pass the Secret Sign

Materials

Sign Language signs used in song, particularly choose words with important meanings you want the children to learn, such as “grace”, “redeem”, etc.

Bag or bowl

Blindfold

Preparing the Game

1. Cut out signs and put in bowl.

Playing the Game

1. Practice the song and signs until the children know them well.
2. Have all the children stand in a tight circle, except one, “It.” who will stand in the middle of the circle, blindfolded.
3. Have the children in the circle to put their hands behind their backs. Choose a sign from the bag and hand to a child in the circle, still keeping hands behind their backs, not looking at the sign.
4. When “It” says “Pass the Secret Sign”, the children will begin to pass the sign around behind their backs.
5. When “It” says “Stop the Passing!” the child who has the sign freezes with the sign behind his back.
6. The child with the sign brings it around and looks at it. You can help the child practice the sign.
7. Then take the blindfold off of “It”, watch the child with the card do the sign, then have “It” guess the name of the sign. (If desired, “It” can ask another child in the circle for help with their guess.)
8. The holder of the sign then becomes “It.” Sing the song with all the signs, then repeat.

choose a FEW questions for discussion, then choose the game and/or music activity

Bible Truth 2 BIBLE VERSE**Meditation Version: Genesis 1:26-28**

"Then God said, "Let us make man in our image, after our likeness... So God created man in his own image, in the image of God he created him; male and female he created them. And God blessed them. And God said to them, "Be fruitful and multiply and fill the earth and subdue it, and have dominion over the fish of the sea and over the birds of the heavens and over every living thing that moves on the earth."

Alternate Memory Version: Genesis 1:26-27

"Then God said, "Let us make man in our image, after our likeness..." So God created man in his own image, in the image of God he created him; male and female he created them."

Understanding the Bible Verse

1. Why did God say let US make man in OUR own image? *God the Father was speaking to God the Son and the Holy Spirit.*
2. In whose image did God make humans? *In His own image.*
3. What does man mean: just men or men and women? *Men and women.*
4. What does it mean that God make humans in His own image, His own likeness? *It does not mean that humans look just like God or have powers just like God. It means that God gave humans some characteristics that are a special reflection of Him, unlike any of the other earthly creatures he made. He also gave people minds and hearts that could know and love Him and others. He gave them a spirit that does not die. They can know right from wrong.*
5. Who did God give humans to rule over? *The earth and all the earthly creatures.*
6. What did God tell humans to do? *Have lots of children and fill the earth. Care for it and its creatures. Enjoy, explore and conquer the whole earth, making it all their home.*

Bible Truth Connection Question

1. What does this verse have to do with the **Bible Truth: God Created People Perfectly Good in the Beginning?** *These verses tell us how God created people good in the beginning and the job He gave them to do.*

Story Connection Questions

1. How does these verses relate to our story? *They tell us that God made humans in His own image and the work He gave us to do.*

Life Application Questions

1. How has God called you even today to rule over and subdue part of His creation? *Various answers: Work hard in school to learn about the world. Take care of nature, work a garden, take care of pets, etc. Enjoy the world and explore it, looking for how it reflects the wonderful God who made it all.*
2. What is something God wants you to do because you are made in His image? *Know and love Him. Look for His glory in creation and praise Him for what you see.*
3. How can we know and love God? *We must turn away from our sins, confess them to God, and trust in Jesus as our own Savior. If we do, He will forgive our sins and make us His dearly loved people. He will fill us with His Holy Spirit who works in our hearts, helping us to know and love God.*

ACTS Questions

1. What is something we can praise God for from this Bible verse? *The LORD is our Good Creator.*
2. What is something we can confess to God from this Bible verse? *That many times we act like He is not our Creator. We want to do things our own ways instead of obeying Him and His good ways. We deserve His eternal punishment! We need a Savior!*
3. What is something we can thank God for from this Bible verse? *We can thank God for making us in His image so that we can know Him and we can see what He is like in the world around us. We can thank Him for things we learn and enjoy in the world, as we explore it.*
4. What is something we can ask God for from this Bible verse? *To do a good job of caring of ruling over this world He's given to us. To help us see Him in all the wonderful things He's made. And, to work in our hearts that we would turn away from our sins and trust Jesus as our Savior. That we might have His Holy Spirit create a new heart in us so that we can know special closeness with Him, the way He created us to have.*

The Gospel

1. God is our Creator, but we have all chosen to turn away from Him and disobey Him and His good ways. Is there any hope for us? What is the gospel?
God is the good Creator and King of the world. He made people to worship Him and live by His good laws. But we are all sinners who have rebelled against Him. We all deserve death--God's just, eternal punishment for our sins. How terrible! But God has good news for us. In His great mercy, God sent His Son Jesus to earth to save sinners. Yes, Jesus, the perfect Son of God, left His home in heaven and became a man. He lived the perfect life that pleases God. (He's the only one who has ever done that!) He offered it up to God His Father as the perfect sacrifice for sins when He suffered and died on the cross. Then, on the third day, Jesus rose from the dead in victory. He had fully paid for the sins of God's people, so they wouldn't have to! Now all who turn away from their sins and trust in Jesus as their Savior will receive forgiveness of sins and eternal life with God. They will be His very own special people who will know Him and enjoy Him forever. We can be God's people, too, if we turn from our sins and trust in Jesus as our own Savior.

Game: Who's Got the Penny?

Materials

Verse written up in large print so that all can see
a Penny or other small object

Preparing the Game

None.

Learning the Verse

Some or all of your children may be non- or early readers. Teach the verse in sections, having them say it after you. Repeat a few times. Add clapping or other movement as they say it.

Directions

1. If desired, lead the children in a discussion of a **FEW** of the most important questions before beginning game.
2. Explain the game to them as follows:

Have the children spread out in a circle. Explain to them that you are the Penny Detective and you have come to find the missing penny. Have everyone say the verse together. Blindfold yourself, count to 10, while the children quietly and quickly pass the penny around the circle. At the count of 10, tell the child who has the penny to hold onto. Take off the blindfold and tell them that you have 2/3 guesses to guess who has the penny. If you guess correctly, then the child who has the penny says the verse, and you will stay the Penny Detective. If you did not guess correctly, then you have to say the verse and the person with the penny identifies himself and becomes the new Penny Detective. Everyone says the verse together, then repeat. (All players can have one other person help them say the verse, if desired.)

Game continues until all children get to be the Penny Detective, or as time and attention span allow.

Optional TAKING IT TO OTHERS Activity: Quiz Questions

Have the children choose a few of the questions from the game to ask the parents/other children during TAKING IT TO OTHERS time. Help pre-readers by whispering the question in their ear and letting them ask it aloud to the parents/other children. Make sure you read the Bible verse aloud before you ask your questions.

Directions:

1. Write words to song in large print before class.
2. Play the song for the children, helping them follow along on the song sheet.
3. Discuss the song, using a few questions from the discussion sheet. *Don't use them all!*
4. Introduce sign language for key words of your choice from sign language sheet for your song. Use as few or as many as you think the children can learn.
5. Sing and sign the song. Sign language as well as large format lyrics and sheet music are found in the PFI Unit Songbook or online.
6. If desired, play the Song Game.

Optional TAKING IT TO OTHERS Activity: Presenting and Singing the Song

1. Sing and sign the song, encouraging the watching children/parents to join in.
2. Ask the class some of the questions listed below. The Bible Truth Connection Question is particularly good to help them understand how the verse ties in with the Bible Truth.

Then God Said

Then God said, "Let us make man,
Let us make man in our own image."
Then God said, "Let us make man,
Let us make man in our own image."
Male and female, He created them,
Male and female, He created them.

Then God said, "Let us make man,
Let us make man in our own image."
Then God said, "Let us make man,
Let us make man in our own image."
Genesis One, twenty-six and seven.

Listen to it on PFI ESV Songs 5, Track 13

Song Game: Mimic Me!

Materials

Sign Language
Song

Preparing the Game

None.

Playing the Game

1. Practice the song and signs until the children know them well. Choose a person to be the leader and let them decide upon an action for everyone to do as they sing the song, such as jump on one foot, etc.
2. Sing the song while doing the chosen action.
3. Select another child to be the leader.
4. If desired, you can choose a different action for different important words in the song, such as jump on one foot when you sing the word "grace", but clap your hands when you sing the word "Jesus". Ask the children the meaning of each of the words before adding in their action.

Game continues as number of questions, time, and attention span allow.

STORY REVIEW

Directions: Read and discuss Bible Truth, using a FEW of the questions. Play game. Feel free to modify the game to fit your children.

General Story Questions

1. What had God already made before Day Six? *Everything but earthly animals and humans.*
2. Why were field plants still just seeds in the ground? *God had not yet made someone to work the land.*
3. What did the LORD command the land to produce? *Living creatures that crawl, wild animals and farm animals, each according to their own kind.*
4. What did God call all the animals He made? Why? *Good. Because they were all made exactly as He planned them to be.*
5. In whose image did God make humans? *In His image.*
6. What does it mean that humans were made in God's image? *Humans were a special reflection of God, unlike any of the other creatures. He had a mind and heart that could love and know God and others. He had an everlasting spirit. He could see how God's glory was reflected in creation. He could know right from wrong.*
7. What did God make man's body from? *The "dust" of the earth.*
8. How did God give man the breath of life? *Breathed it into his nostrils.*
9. Where did God put man when He made him? *The Garden of Eden.*
10. What was the Garden of Eden like? *In the east; trees pretty to look at and good for food. The Tree of the Knowledge of Good and Evil, and the Tree of Life in the middle. A river ran through it and watered it.*
11. What did the Lord tell man to do in the Garden of Eden? *Enjoy it and take care of it. Eat from any of the plants except the Tree of the Knowledge of Good and Evil.*
12. From what creatures did Adam look for a suitable helper? *The birds and the animals.*
13. What did God have Adam do for the birds and animals? *As he looked for a suitable helper, he gave them each names.*
14. Why weren't any of the birds and animals a suitable helper for Adam? *None were made in God's image. They were made after their own kind. None had a mind and spirit that could know and love God and others.*
15. How did God make woman? *From the rib of Adam.*
16. What did God tell the man and woman to do? *Have children, fill the earth, subdue and conquer it, rule over the creatures of the earth.*
17. What did God call all of creation? *Very good.*

Bible Truth Connection Questions

1. What does this story have to do with our **Bible Truth: God Created People Perfectly Good in the Beginning?** *This is the story of how God created man and woman in His own image in the beginning.*

Bible Verse Connection Question

1. What does the story have to do with our **Bible Verse: Genesis 1:26-28:** "Then God said, "Let us make man in our image, after our likeness... So God created man in his own image, in the image of God he created him; male and female he created them. And God blessed them. And God said to them, "Be fruitful and multiply and fill the earth and subdue it, and have dominion over the fish of the sea and over the birds of the heavens and over every living thing that moves on the earth."?

They tell us how God created us good in the beginning. They tell us that God created us in His image, with a spirit, so that we can know and love Him.

Life Application Questions

1. Choose something about humans and tell how it shows we are made in God's image.
2. Why should we be careful in how we treat nature? *Because God commanded us to take care of it.*
3. What did God create in each of us to know Him and love Him? *A spirit.*
4. How can we know God as He wants us to know Him? *By turning from our sins and trusting in Jesus as our own Savior.*

ACTS Questions

1. What's something we can praise God for from this story? *For being our Creator and the Giver of the spirit inside us so that we might know and love Him.*
2. What's something we can confess from this story? *That many times we don't want to know and love God. Many times we want to do what we want to do—even if it is wrong. We need a Savior!*
3. What's something we can thank God for from this story? *For the spirit He gave each of us to know and love Him.*
4. What is something we can ask God for, from this story? *That God would work in our hearts, that we might say sorry for our sins and trust Him as our Savior. That He would create in us new hearts so that we can know Him and love Him, as He created us to.*

The Gospel

1. God gave us hearts to know and love Him. Why do we not do that? *Because we are sinners so busy thinking about ourselves and what we want, instead of God and what He wants.*
2. Is there any hope for sinners? What's the gospel?
Yes, there is hope! God is the good Creator and King of the world. He made people to worship Him and live by His good laws. But we are all sinners who have rebelled against Him. We all deserve death--God's just, eternal punishment for our sins. How terrible! But God has good news for us. In His great mercy, God sent His Son Jesus to earth to save sinners. Yes, Jesus, the perfect Son of God, left His home in heaven and became a man. He lived the perfect life that pleases God. (He's the only one who has ever done that!) He offered it up to God His Father as the perfect sacrifice for sins when He suffered and died on the cross. Then, on the third day, Jesus rose from the dead in victory. He had fully paid for the sins of God's people, so they wouldn't have to! Now all who turn away from their sins and trust in Jesus as their Savior will receive forgiveness of sins and eternal life with God. They will be His very own special people who will know Him and enjoy Him forever. We can be God's people, too, if we turn from our sins and trust in Jesus as our own Savior.

Game: Frisbee Toss 'n Quiz

Materials

Frisbee
Paper and Marker
Masking Tape
Story Review Questions

Preparing the Game

1. Choose 20+ questions for your game from the Story Review Discussion Questions, or make up your own.
2. Tape sections on the floor and designate each with a point value that you write on a piece of paper and tape to each section. Make the higher point sections smaller and more difficult to hit; the lower point sections easier. You may even decide to make a target shape.

Playing the Game

Divide the children into teams. Teams will take turn having one of their members toss the Frisbee into the sectioned areas. A correct answer to a question wins the designated points for the team. If the person is unable to answer the question correctly, the other team can try to answer it for a point.

Game continues until all children get to toss the Frisbee, or as number of questions, time, and attention span allow.

Non-competitive Option

Don't split into teams. Set a target point number for the group, telling them that together they are going to see how many turns it takes to reach the target number. Have the children take turns tossing the Frisbee. Tally number of turns on a piece of paper. When the target number has been reached, start over and try to reach the target number in fewer turns.

Optional TAKING IT TO OTHERS Activity: Quiz Questions

Have the children choose a few of the questions from the game to ask the parents/other children during TAKING IT TO OTHERS time. Help pre-readers by whispering the question in their ear and letting them ask it aloud to the parents/other children.

CASE REPLAY ACTIVITIES

Use this guide to review the Case Story and act it out for others to enjoy!

CASE REPLAY, JR: YOUNGEST CHILDREN

Description: The children will act out the story together, everyone doing the same action/sound effect at the same time. This activity is most suitable for kindergarteners.

Materials

The Case RePlay, Jr. script for younger children

Preparation

1. Read through the script and write in the blanks along the side possible actions/sound effects the children could do to act it out.

Instructions

1. Tell the children that they will be re-enacting the story together as you tell it.
2. As you read the script, lead the children in actions/sound effects to do with you.
3. If desired, you can read the script and stop at certain sentences and ask them what a good action/sound effect would be to act out what you just read.
4. Repeat the re-enactment one or two times more.

CASE REPLAY, SR: OLDER CHILDREN

Description: The children act out the story as a three-scene play. You will narrate it using the Case RePlay, Sr. script and they will act it out (no spoken words, for the most part), with each child assuming a different character's role. This activity is most suitable for first grade and up. You will review the story, then practice it a few times before performing it for others.

Materials

The Case RePlay, Sr. script
White board or other large format paper
Costumes and props

Preparation

1. Prepare for the play by choosing costumes and props for each character in the story. Decorate the area with any scenery props.
2. Write the words "Beginning," "Middle," "End" on a large piece of paper/whiteboard with plenty of space under each heading. You will use this paper to help the children think about the story as a three-scene play, as it is presented in the script.

Instructions

1. Tell the children that they will get to act out the story as a three-scene play, with a beginning, middle and end section. Tell them that before they can act it out, they need to think it out. as you narrate it with your script.
2. Take the children's answers as they recount the story, helping them put key incidents in the right order.
3. If desired, when they have filled in their Beginning, Middle, End, read through your whole (real) script, so they hear exactly what you will have them act out.
4. Then tell the children that it's time to practice acting out the story.
5. Assign parts to each child. If you are using costumes, do NOT give them out at this point. They will be a distraction.
6. Have all the children sit on the floor or in chairs on one side of the "stage," then call the characters up in place as their part in the story comes.
7. As you read the script, guide the children in where you want them to move or do to act it out.
8. After going through the whole script once, give out any costumes and props and act out the script once or twice more.

Optional TAKING IT TO OTHERS Activity: Re-enacting the Story

Read the script as the children act out together (younger) or assuming different roles (older) as the other children or the parents watch.

CASE REPLAY, JR--YOUNGER KIDS (KINDERGARTEN) P.2

Welcome to our play! The name of our story is called: The Case of the Definitely Different Design.

Our story is an Old Testament story. It takes place in the beginning, when the world was created.

And now we present: "The Case of the Definitely Different Design."

Scene 1:

Actions:

At dawn of Day Six, the world was beautiful. The sun rose, lighting up the mountains, hills and plains. Birds flew in the sky, fish swam in the seas. It was beautiful, but very still and quiet because no creatures yet lived on it. It was waiting for more. Then the LORD commanded the land to produce crawling creatures, farm animals and wild animals and they appeared upon the land. The LORD looked at all He made and called it good. The LORD was not finished creating. He then said, "Let us make man in our image and let them rule over all the living creatures." The LORD formed man from the earth. He breathed breath into his nostrils. He made him in His own image. He gave him a spirit that would never die. He gave him a special mind and heart that could know and love God and others; and, could see how creation reflected God's glory. He could know right from wrong.

Scene 2:

The LORD placed the man, Adam, in the garden of Eden that He had planted. The LORD grew all sorts of trees that were beautiful and good to eat. In the very middle, He put two special trees: the Tree of Life and the Tree of the Knowledge of Good and Evil. A great river watered Eden and flowed out to water other lands. The LORD told Adam to take care of the garden and eat from it, but not to eat from the Tree of the Knowledge of Good and Evil, or else he would die. The LORD still had one more creature to make: a suitable helper for Adam. He brought all the animals and birds to Adam. He named them all, but did not find a suitable helper. None of the other creatures were made in God's image like he was. The LORD caused Adam to fall into a deep sleep. He took a rib from his side and made it into a woman, and then brought her to Adam.

Scene 3

When Adam saw her, he knew this was the helper he was looking for. She was like him, yet different. She was made in God's image, too. Adam named her 'woman', for she was taken out of man and she became Adam's wife (woman sounds like 'out of man' in Hebrew) God told Adam and Eve to fill the earth with children and to explore and conquer all the earth. He made them caretakers and rulers over all the other creatures. He gave them the seed-bearing plants to eat and the green plants for the other creatures to eat. All the creatures settled down to sleep on the evening of Day Six. Adam and Eve enjoyed fellowship with God and each other in the Garden of Eden. God looked at all He created and called it very good.

Bible Truth Tie-In:

The Bible Truth we are learning is: **God Created People Perfectly Good in the Beginning.** This is the story of how God created man and woman perfectly good in the beginning.

CASE REPLAY, SR--OLDER KIDS (1ST GRADE AND UP) P.3

Welcome to our play! The name of our story is called: The Case of the Definitely Different Design.

Our story is an Old Testament story. It takes place in the beginning, when the world was created.

The characters in our story are: God, the creatures of creation, Adam and Eve.

And now we present: "The Case of the Definitely Different Design."

Scene 1: (Beginning)

At dawn of Day Six, the world was beautiful. The sun rose, lighting up the mountains, hills and plains. Birds flew in the sky, fish swam in the seas. It was beautiful, but very still and quiet because no creatures yet lived on it. It was waiting for more. Then the LORD commanded the land to produce crawling creatures, farm animals and wild animals and they appeared upon the land. The LORD looked at all He made and called it good. The LORD was not finished creating. He then said, "Let us make man in our image and let them rule over all the living creatures." The LORD formed man from the earth. He breathed breath into his nostrils. He made him in His own image. He gave him a spirit that would never die. He gave him a special mind and heart that could know and love God and others; and, could see how creation reflected God's glory. He could know right from wrong.

Scene 2: (Middle)

The LORD placed the man, Adam, in the garden of Eden that He had planted. The LORD grew all sorts of trees that were beautiful and good to eat. In the very middle, He put two special trees: the Tree of Life and the Tree of the Knowledge of Good and Evil. A great river watered Eden and flowed out to water other lands. The LORD told Adam to take care of the garden and eat from it, but not to eat from the Tree of the Knowledge of Good and Evil, or else he would die. The LORD still had one more creature to make: a suitable helper for Adam. He brought all the animals and birds to Adam. He named them all, but did not find a suitable helper. None of the other creatures were made in God's image like he was. The LORD caused Adam to fall into a deep sleep. He took a rib from his side and made it into a woman, and then brought her to Adam.

Scene 3: (End)

When Adam saw her, he knew this was the helper he was looking for. She was like him, yet different. She was made in God's image, too. Adam named her 'woman', for she was taken out of man and she became Adam's wife (woman sounds like 'out of man' in Hebrew) God told Adam and Eve to fill the earth with children and to explore and conquer all the earth. He made them caretakers and rulers over all the other creatures. He gave them the seed-bearing plants to eat and the green plants for the other creatures to eat. All the creatures settled down to sleep on the evening of Day Six. Adam and Eve enjoyed fellowship with God and each other in the Garden of Eden. God looked at all He created and called it very good.

Bible Truth Tie-In:

The Bible Truth we are learning is: **God Created People Perfectly Good in the Beginning.** This is the story of how God created man and woman perfectly good in the beginning.

Adam and Eve

Description

Children will a wooden spoon Adam and Eve fellowshiping with God and each other in a cardboard box bottom "Garden of Eden."

Materials

White posterboard/cardstock OR, a cereal box bottom, one per child.

2 Wooden spoons per child

Jiggly eyes, 2 sets per child

Hair colored yarn or felt

Markers

2 Chenille Pipe Cleaners per child

2 rubber bands per child

Clear Tape

Glue

Scissors or knife

Preparing the Craft

1. Cut off the bottom 3" of cereal boxes OR: cut 1 of Pattern #1 per child from the poster board/cardstock. Cut on dashed lines, fold on solid lines, and tape up sides with tape.
2. Make two holes as shown on Pattern #1.
3. Copy out of cardstock Pattern #2 for each child. Cut out shape.
4. Put out other supplies.

Making the Craft

1. Show the sample of the craft you have made.
2. Have children decorate their Garden of Eden, Pattern #2 and attach with glue to front of box shape. Top of Garden will extend above top of box.
3. Have the children wrap a rubber band around each spoon handle until snug and then nudge it up to about ½" from the base of the spoon "head."
4. Have the children make a loop at the end of each pipe cleaner and twist to make hands. Then, place the center of the pipe cleaner just above the rubber band on the spoon. Twist pipe cleaner a few times to secure. Bend arms into a upward/outward curve.
5. Have children decorate their wooden spoon Adam and Eve. Attach jiggly eyes, yarn/felt hair. Use markers to add other facial details.
6. Put the handle ends of the spoons through the holes in the bottom of the box.
7. Adam and Eve can come out of the ground and fellowship with each other in a forward tilting motion or with God in a tilting backwards, look upward motion.

Making a Bible Truth Connection

Once the children have settled into their craft, use the Bible Truth- Craft Connection Sheet to lead discussion about the craft. Note that most of these questions echo the questions on the case board, providing a review of what the children learned earlier.

Optional TAKING IT TO OTHERS Activity: Craft Presentation

If you are presenting the craft to other children or parents the children can hold up their crafts (or your model craft) and read their Bible Truth Connection answers to explain the importance of the craft.

CASE CRAFT**Discussion Guide****Instructions:**

As the children are settled into making their craft, ask them these questions to help them understand the craft's significance. Use the answers provided to guide the children's answers.

Discussion Questions

1. On what day did God create people? *Day Six.*
2. What were the names of the first people? *Adam and Eve.*
3. What made the people special? *God gave only to them a spirit to know and love Him. Only to them He gave a spirit that never dies.*
4. What is Bible Truth 2, that we are learning? *God Created People Perfectly Good in the Beginning.*
5. What does our craft have to do with our Bible Truth: God Created People Perfectly Good in the Beginning?
God created Adam and Eve with bodies that had no sickness or pain. The spirit He put inside them had no rebellion or sin. They had perfect fellowship with God and each other.
6. *What can this craft help us remember? Of all creation, God alone gave people the ability and honor of knowing and loving Him*

TAKING IT TO OTHERS**Craft Presentation****Instructions:**

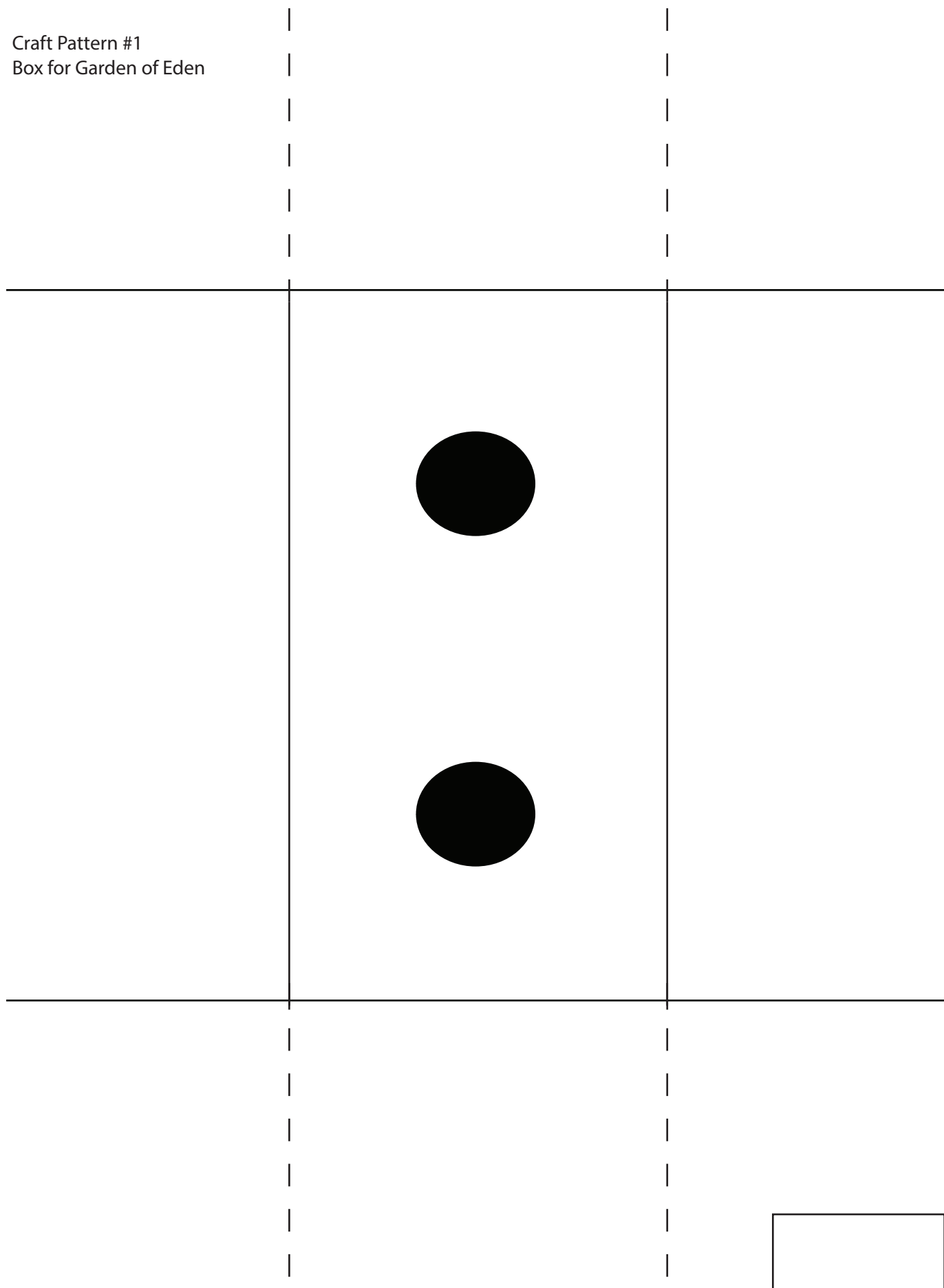
Have children hold up your model craft/their crafts. Choose five children (or you say) the five sections below to explain the craft's importance.

Presentation:



1. Our craft is the Universe from Nothing.
2. On the Sixth Day, in the new world He was creating, God made the first people, Adam and Eve, with a spirit that never dies. With this spirit, they would be able to know and love Him.
3. Bible Truth 2 is: God Created People Perfectly Good in the Beginning.
4. God created Adam and Eve with bodies that had no sickness or pain. The spirit He put inside them had no rebellion or sin. They had perfect fellowship with God and each other.
5. Our craft can help us remember that of all creation, God alone gave people the ability and honor of knowing and loving Him

Note: Even non-readers can participate in presenting the craft, if you will whisper what they are to say in their ear and let them say it aloud for the others to hear.

Craft Pattern #1
Box for Garden of Eden



Craft Pattern #2
Garden of Eden



BEFORE CLASS:**1. PICK YOUR PERSON**

VIPPs can be anyone in your church! Typically, they fall into 6 categories: Church staff, Elders, Deacons/deaconesses, Special Volunteers (people who aren't paid, but spend a lot of time helping out in particular ways), Supported Workers (aka missionaries), and Church Members.

2. GATHER YOUR FACTS

Use the VIPP Information Sheet to write down the facts about your VIPP. The information on this worksheet is used in the VIPP activities, listed in the "Choose an Activity" section below.

DURING THE ACTIVITY:**1. INTRODUCE YOUR VIPP**

Introduce your VIPP to the children, using the VIPP Information Sheet. Fill in a set of VIPP Clue Cards with the information for your VIPP. If desired, you can even have the actual person come into class for the children to meet.

Need help describing what someone does for the church in a kid-friendly way? Check out the list of common VIPPs on the Praise Factory website in the PFI resources. There are lots of kid-friendly descriptions for common VIPP's, such as pastors, elders, deacons and a lot more.

2. PRAY!

Lead the children in praying for the VIPP. Ask the children if they would like to pray for one of the VIPPs prayer requests. Even non-readers can pray for the VIPP if you whisper the prayer request in the their ear, then let them say it aloud. Never force a child to pray!

3. CHOOSE AN ACTIVITY

There are two activities you can use to help the children learn about the VIPP:

VIPP Clue Cards: These are nine coloring sheets in which children fill in the nine things they learn about the VIPP from the VIPP Information Sheet. Photocopy a set of each child. Use as few or as many of these Clue Cards as you desire.

VIPP Game: This is a game that uses a set of Clue Cards for one or two VIPPs.

Choose a VIPP and fill in his/her information on the VIPP Information Sheet. Fill in a set of VIPP Clue Cards with the information for your VIPP. Tell the children about the VIPP, having them fill in the VIPP Clue Cards with the key facts as they learn them. Write any words the children need to write on a white-board or other piece of paper so they can see how to spell them. Help younger children write these words on their clue cards. Ideas for how to tell the children about many common VIPPs are listed at praisefactory.org with the resources for this Bible Truth.

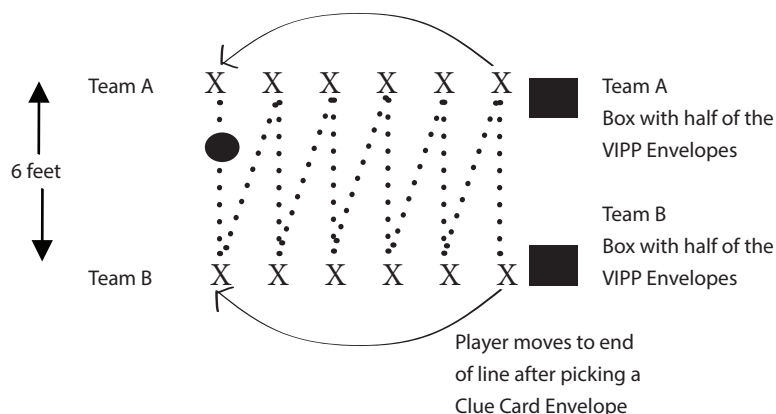
Optional TAKING IT TO OTHERS Activity: Introduce and Pray for the VIPP

If you are presenting the VIPP to other children or parents you can assign children to hold up the 10 clue cards and say what each card tells about the VIPP. (Or, you can have the children hold them up as you tell what each one means.) Then lead the children in praying for the VIPP.

Game: Ball Roll Review

Materials

Information Sheet for one VIPP
 2 Set of Clue Cards
 Ball
 8 8.5" x 11" Manilla Envelopes
 Tape
 Pen and Markers
 2 Boxes



Preparing the Game

1. Fill in one set of clue sheets for the VIPP you are using.
2. Tape the other (blank) set of Clue Cards to the outside of the manilla envelopes.
3. Put the filled-in clue cards in the corresponding envelope.
4. Put half the Clue Card Envelopes in one box and the other half in the other box. These are the Team A and Team B Boxes.

Playing the Game

Reveal: Tell the children about the VIPP, showing them your filled-in clue cards as you tell about them.

Review: Have the children break into two even groups and sit down on the floor facing each other, with about a 6' spread between the 2 lines (see diagram above). For Round 1, Give the ball to the first child in Team A and have them roll it across to the child on Team B directly across from them. Then, that Team B child rolls it back across to the next child on Team A, etc. all the way down the line to the last child on Team B. The last child to get the ball will then pick a Clue Card envelope out of their team's box. They (or the teacher) will tell the group and the Clue Card category by looking at the picture of the Clue Card on the outside of the envelope. Have the children try to remember the VIPP's answer to the category. If the class gets it right, the category is "retired". If they get it wrong, then it gets put back in the pile of category envelopes. The child who picked the Clue Card, then takes their place at the other end of the line. They begin Round 2 by rolling the ball to the first person on Team A, etc. This time, the ball will end up with the last child in the Team A line. ending with the last child in the other line, who gets up and chooses a clue from their Clue Card box. Continue until all the clues have been chosen/answered correctly.

VIPP INFORMATION SHEET

VIPP NAME:

WHAT VIPP LOOKS LIKE

Man or Woman? _____

Hair color? _____

Eye color? _____

FAVORITE ANIMAL

FAVORITE FOOD

FAVORITE FREE TIME ACTIVITY

WHAT VIPP DOES DURING WEEK

VIPP GROUP OF SERVICE:

Church Member

Deacon

Elder

Church Staff

Special Volunteer

Supported Worker
(Missionary)

3 WAYS VIPP SERVES CHURCH

3 WAYS TO PRAY FOR THE VIPP
