

BIBLE TRUTH 3, LESSON 2: PLANNER/OVERVIEW

GETTING STARTED: Welcome and Opening Songs (*introduce unit and get kids moving with these songs*)

Welcome to Praise Factory: PFI: Praise Factory Investigators Theme Song *PFI ESV Songs 4, Track 1*

Rules to Help Us Worship God and Love One Another: WoGoLOA Classroom Rules Song
PFI ESV Songs 4, Track 2

Big Question Under Investigation: Big Question 4 Songs *PFI ESV Songs 4, Tracks 3,4*
Extra Song: Inspector Graff's Rap: The ABC's of God PFI ESV Songs 4, Track 5

Big Question Bible Verse: 1 Kings 8:23 In Heaven Above Song *PFI ESV Songs 4, Track 6*
Extra Unit 4 Bible Verse: In Heaven Above 1 Kings 8:23, ESV (short version) PFI ESV Songs 4, Track 7
Extra Unit 4 Bible Verse: In Heaven Above or Earth Beneath 1 Kings 8:23, ESV (other version) PFI ESV Songs 4, Track 8
Extra Unit 4 Bible Verse: O, O LORD 1 Kings 8:23, ESV (other version) PFI ESV Songs 4, Track 9
Extra Unit 4 Bible Verse: I Am God Deuteronomy 32:3-4, HSCB, PFI ESV Songs 4, Track 10

DIGGING DEEP DOWN: Key Concept and Story (*introduce the Bible Truth and tell the related story*)

Bible Truth 3: The LORD Is One God, Yet Three Persons: Father, Son and Holy Spirit

Bible Truth Hymn: Holy, Holy, Holy, v.1 *PFI ESV Songs 4, Track 17*

Bible Verse: 2 Corinthians 13:14, ESV

Bible Verse Song: May the Grace *PFI ESV Songs 4, Track 18*

Lesson 2 Story of the Saints: Story: The Case of the Fire Fighter

TAKING ACTION: Response Activities (*choose from among these activities*)

Snack and Discussion Planner: Patrick's Bonfire

ACTS Prayer: Prayer Sheet

Bible Truth Review: Discussion Questions and Game: Circus Lions

Bible Truth Hymn: Holy, Holy, Holy, v.1 *PFI ESV Songs 4, Track 17*
Song, Sign Language and Song Game: Mimic Me! **PFI ESV Songs 4 BOOK or ONLINE**

Bible Verse Review: 2 Corinthians 13:14 Discussion Sheet and Game: Bowling Ball Verse

Bible Verse Song: May the Grace *PFI ESV Songs 4, Track 18*
Song, Sign Language and Song Game: Word Take Away **PFI ESV Songs 4 BOOK or ONLINE**

Story Review: Discussion Questions and Game: Egg Toss

Case RePlay, Jr: Drama Activity for Youngest Children (children do same story actions together)

Case RePlay, Sr: Drama Activity for Most Children (children re-tell story with individual parts)

Craft: High King Loaghaire

VIPP (Very Important Prayer Person) Prayer Time: Coloring Sheets (Back of Book); Game: Over, Under & Throw

TAKING IT HOME: Take Home Sheet for Review and Family Devotions

PFI Pronto: Bible Truth 3, Lesson 2 **PFI ESV Prontos 4 BOOK or ONLINE**

The Case of the Fighting Fire

by Connie Dever

Our story is called:**The Case of the Fighting Fire.****As you listen to the story, see if you can figure out:**

1. Who set the fighting fire? Why did he chose to fight with fire?
2. What did he hope to tell with the fire? What plant helped him tell it?

This story doesn't take place in Bible times. It takes place around 432, starting in the castle of Niall of the Nine Hostages, High King of Ireland.

"Our enemies, the Romans, are losing control over Britain," Niall told his officers. "Now's the time to raid her villages and take what we want. Prepare the ships!"

Before long, Niall's ships sailed across the Irish Sea and anchored near the village of Bannaven Taberneae in Britain. Soldiers snuck ashore and raided Bannaven Taberneae and other villages, stealing riches and kidnapping people, until their ships could hold no more. Among those kidnapped was Maewyn Succat, the sixteen-year-old son of an important church leader in Bannaven Taberneae. Maewyn's father was a godly man, but his son was nothing like him. Maewyn loved to have wild parties with his friends. His father had urged him to turn from his sins and trust in Jesus as his Savior, but Maewyn refused. He wanted nothing to do with God. Now both father and friends were gone. Was God gone, too? Maewyn wondered what would happen to him next.

In Ireland, Maewyn was sold to Miliuc, a mighty chieftain who owned lots of land. He made Maewyn work out in the rain and cold as a shepherd. Milliuic wasn't just a chieftain, he was also a Druid. Druids were men trained to talk to gods and the spirits of dead people. The Irish people believed in many gods, but especially honored Bel, the Sun God. They also believed that everything in the earth, sea and sky has a spirit, not just people. They believed that Bel was the one who gave life to people and to everything in nature. Druids cast magic spells and held ceremonies that were supposed to keep these gods and spirit happy. Maewyn learned all about the Irish gods and watched Miliuc and the other Druids perform their ceremonies. He was disgusted with what he saw. He thought their

gods were only idols.

Life as a slave was hard for Maewyn, but the Lord used to make changes in his heart. He remembered what his father had told him about God. He confessed his sins and trusted in Jesus as his Savior. God forgave his sins and filled his heart with the Holy Spirit. Now Maewyn wanted to live for God.

Not long after becoming a Christian, Maewyn escaped from Miliuc and sailed back to Britain. His love for God and the Bible grew and grew. He went to a special school to become a priest (like a pastor) so he could spend his life teaching others about God. He was baptized and given a new, special Christian name: Patrick.

The Lord had brought Maewyn the gift of salvation through his time in Ireland and now the Lord was sending him back to Ireland to share that same good news with others. "The Irish don't know the one, true God. They only know idols and spirits. They depend upon Druids. I want to go to Ireland to tell them about Jesus," Patrick exclaimed.

Soon Patrick and twenty-five other men set sail for Ireland, praying that the Lord would show them how to reach the Irish people with the gospel.

"If Ireland is to believe in the good news of Jesus, the people must that it is the Lord who is God, not Bel or any of the other Irish gods," Patrick told his men. "We must confront the High King Laoghaire, son of Niall, and the Druids. Then the people will have courage to listen to our words. I have a plan," he said.

"Easter day falls at the same time as Beltaine, the Great Feast of Bel. We will use their celebration of the

Story-telling Tips

Ahead of time:

1. Read the Bible verses and story. Pray!
2. Create story cue cards on index cards (or highlight text).
3. Practice telling story dramatically, timing your presentation. Shorten, if necessary to fit your allotted time.
4. Decorate area with story props that help bring your story alive.

During your presentation:

1. Maintain as much eye contact as possible as you tell the story. Point to/use props at important points in the story. Include the kids in your story with a few questions about what they think will happen or words/concepts that might be new to them.
2. Watch the kids for signs that their attention span has been reached. Shorten, if necessary.

STORY OF THE SAINTS**P.2**

Sun King who supposedly brings new life to dead things each spring, to tell them about Jesus the true King, who truly conquered death once and for all! We must travel to Slane's Hill the home of Tara, the High King's palace, and prepare everything," Patrick said.

The evening of the Feast of Bel arrived. The steep road up Slane's Hill was busy all day as royalty in their regal finery and druids dressed in long, flowing robes with full hoods drooped low over their faces gathered together at Tara for the great ceremony. That night, King Laoghaire would light a huge bonfire to honor the Sun god, Bel as greatest of all gods. No fire was to be lit that night before Bel's fire had been lit. Anyone who did so would be put to death.

That night, the King, Druids and others gathered for the bonfire, but just before Laoghaire prepared to light the great pile of wood, someone gasped out in horror: "Look there, at the base of Slane's Hill! A great fire burns already!"

"Who dares dishonor Bel like this?" the High King exclaimed. "Bring them to me for questioning and execution!" he ordered.

Patrick and his men were brought to Loaghaire. "How dare you defy Bel with your fire?" the king asked.

"I am Patrick. My men and I dare defy Bel because we know that neither he nor any of the other of the gods you worship are worthy of praise. You worship Bel as the Sun King, highest of all the Irish gods. You believe that he is the Bringer of new life to dead things each spring. But I tell you, Bel is not God. He cannot do these things. There is only one true God of everything: He is the Lord. We urge you now to turn from your sinful, rebellious ways. Leave Bel and follow the Lord. He is the loving Father God who sent His Son, Jesus, to come and die for the sins of all those who would ever turn and trust in Him for forgiveness. We celebrate Him with our fire tonight on the eve of the great day when He rose as Conqueror of Death once and for all time. He sends His very Holy Spirit to live in His people's hearts that they might have the joy of knowing Him and serving all of their lives. In Him there is hope and joy; not in Bel or any of your other fake gods. This is the message He has called me and my men to come to Ireland to tell you and all the people of Ireland."

The High King was amazed at Patrick's bold words. He was curious about this strange new God that Patrick spoke of. "You say you worship one God, yet you speak of three— Father Son and Holy Spirit. Which is it? Surely it is one or the other?"

Stooping down Patrick plucked a shamrock growing in the grass at his feet. "King Laoghaire, the true God is not like us. He is more than we can know. He will always be a mystery to us, but nothing is a mystery to Him. If He says that it is so, it must be."

Holding up the tiny, three-leaved, clover-shaped little plant to the King, Patrick said, "Look at this shamrock, does it have three leaves or one? It is both. Is it so hard to believe that the Lord who made a small plant with such a mystery, could also be Father, Son and Holy Spirit, yet just one God?"

"This man answers well. Could he be telling the truth?" the king wondered.

Then the Druids confronted Patrick: "You talk big, but if your god is truly God, He must have given you powers to prove it. Call down snow on this spring night!" they demanded.

"It's not for me to tell God what to do. He is the one who makes snow and decides those things. I have no power to do what you ask," Patrick humbly answered.

No one knows for sure what happened next, but some say that upon Patrick's words, snow did indeed begin to fall to the great amazement of everyone.

Whatever happened that night, it was enough to change the mind of the king. For instead of killing Patrick and his men, he freed them and gave them permission to share the good news of Jesus with the people of Ireland.

Patrick spent the next thirty years of his life traveling the green hills and valleys of Ireland, telling everyone he could about Jesus. Through his preaching, tens of thousands of Irish people turned away from Bel and the Druids and began to worship the Lord, the one, true God.

Cracking the Case:

It's time to answer our Case Questions.

1. Who set the fighting fire? What was he fighting with the fire? Patrick. The worship of Bel, the Sun god, the people of Ireland worshiped.

2. What did he hope to tell with the fire? What plant helped him tell it? He hoped to tell about the true God, who is Father, Son and Holy Spirit. A clover.

Something For You and Me

Our Bible Truth is:

The LORD Is One God, Yet Three Persons: Father, Son and Holy Spirit

Our Bible Verse is: 2 Corinthians 13:14

"May the grace of the Lord Jesus Christ, and the love of God and the fellowship of the Holy Spirit be with you all."

Patrick had been a young man who not too unlike you and me. He grew up hearing all about the good news of Jesus, yet it was not until many hardships later that he came to truly believe what he had been taught.

Let's praise our merciful God who would love someone like Patrick who knew all the right answers, but still rejected Him for many years. Let's pray that God will send His Holy Spirit to work in our hearts, so that we would confess our sins and trust in Jesus as our Savior even now.

Close in prayer.

Closing ACTS Prayer

A God, we praise You for being the one, true God-- Father, Son and Holy Spirit.

C God, we confess that like Maewyn, we have heard the good news of Jesus, but often choose to keep on living our own way. We need Jesus to be our Savior!

T God, we thank You for Your great patience with sinful people like Maewyn and us. Thank You for using things in our lives to turn us away from our sins and trust in Jesus as our Savior.

S God, we ask that You would work in our hearts that we might turn away from our sins and trust in Jesus as our Savior. Help us to tell others the good news of Jesus, too.

Special Words

Chieftain: The leader of a people.

Druid: Druids were men trained to talk to gods and the spirits of dead people. Druids cast magic spells and held ceremonies that were supposed to keep these gods and spirit happy.

Bel: The name of the Irish Sun god.

ACTS PRAYER ACTIVITY

Use this sheet to write down your ACTS Prayer

Instructions:

Use this sheet to help the children apply the Bible Truth into a prayer. You can use the ACTS provided or even better, have the kids think of their own applications. Also have the children add their personal requests to the prayer, too. Lead the children in the prayer or let them pray sections, with your help. Never force a child to pray! Non-readers can participate by you whispering a section of the prayer into their ear and allowing them to pray it aloud for the group.

ADORATION:

Father, we praise You for Your wisdom; Jesus, we praise You for Your sacrifice,; and, Holy Spirit, we praise You for Your work in the hearts of God's people. How amazing You are to love sinful people like us as You have!

God, we praise You for being.....

Add your own Adorations:

CONFESSION:

God, we confess that many times we do not appreciate how great a sacrifice it was for You, Jesus, to leave the perfect fellowship of the Trinity in heaven to come to earth to be the sacrifice for the sins of God's people.

God, we have sinned against You....

Add your own Confessions:

THANKSGIVING:

Thank You, God for sending Your Holy Spirit to live in the hearts of Your people. Thank You, Father for Your wonderful plans to save Your people. Thank You, Jesus, for being their Savior.

God, we thank You for...

Add your own Thanksgivings:

SUPPLICATION:

God, help us to trust You about this great mystery that we cannot understand. Fill us with greater wonder over who You are. Send Your Holy Spirit to work in our hearts that we would turn away from our sins and trust in Jesus as our Savior.

God, we need Your help...

Add your own Supplication:

SNEAKY SNACK

Can you figure out how this snack relates to the story?

Snack: Patrick's Bonfire

Pretzel or breadstick "wood bonfire" with candy corn flames in the Middle.

Case Tie-in: Patrick built a huge bonfire as an opportunity to challenge the worship of Bel and to proclaim the LORD, the one, true God--Father, Son and Holy Spirit--to the people of Ireland, starting with the king.

SOUL FOOD

Food for thought during snack time

1. What does the snack have to do with the story?

Choose a few questions from the other activity discussion sheets to talk about during this snack time.

2.

3.

4.

5.

6.

7.

Directions: Read and discuss Bible Truth, using a FEW of the questions. Play game. Feel free to modify the game to fit your children.

The LORD Is One God, Yet Three Persons: Father, Son and Holy Spirit

There is only one God; yet, He is God, the Father, the Son, and the Holy Spirit. God the Father reigns over everything according to His perfect wisdom and will. Jesus, God the Son, perfectly loves His Father and delights to obey Him. God, the Holy Spirit, does the will of the Father and the Son. He works in the hearts of God's people. They work together perfectly and they have always enjoyed perfect happiness and oneness in heaven.

The Father, Son and Holy Spirit are called the "Trinity" (Three as one) because they are three separate persons, but only one God. We cannot understand this easily because God is so different from anything else we know.

Understanding the Bible Truth

1. What is a "person"? *We think someone has to be a human to be a person, but person really means someone who has a separate personality or characteristics. God the Father, Son and Holy Spirit each are persons. They have separate personalities, roles and characteristics. They are not like people "persons" who each live separately from one another. They exist together. They are just one God, eternal, all powerful, all knowing, infinitely wise, holy, loving, etc. This is more than human minds can understand.*
2. What does God the Father, the Son, and the Holy Spirit each do? *God the Father reigns over everything according to His perfect wisdom and will. Jesus, God the Son, perfectly loves His Father and delights to obey Him. God, the Holy Spirit, does the will of the Father and the Son. He works in the hearts of God's people.*
3. How do they work together? What do they enjoy together? *They work together perfectly and they have always enjoyed perfect happiness and oneness in heaven.*
4. What do we call the Father, Son and Holy Spirit? What does it mean? *The Father, Son and Holy Spirit are called the "Trinity" (Three as one) because they are three separate persons, but only one God.*
5. Can something about God be true even though we don't understand it? Why? *Yes. Because He is so much greater than we are.*

Story Connection Questions

How does the case story point to the **Bible Truth: The LORD Is One God, Yet Three Persons: Father, Son and Holy Spirit**:

1. Why did Patrick use a shamrock (three-leaved clover) to explain to the King about the Trinity? *Because it has three separate leaves that also seem like one leaf.*
2. Why is the shamrock (three-leaved clover) not a good example of the Trinity? *Because nothing on earth can ever really help us understand the mystery of the Trinity. God being just One God, yet be three person is something that only God can really understand. We must believe it in faith.*

Bible Verse Connection Question

1. What does our Bible Truth have to do with our Bible Verse: **2 Corinthians 13:14**: "May the grace of the Lord Jesus Christ, and the love of God and the fellowship of the Holy Spirit be with you all."?
Each of these three things that Paul wants God's people to know and enjoy are gifts from each person of the Trinity: Father, Son and Holy Spirit. Jesus gives them the free, undeserved gifts of salvation through faith in Him. The Father loves His people so much that He gave Jesus to die for them. And, He continues to love them every day of their lives. The Holy Spirit lives inside them, giving them closeness with God (fellowship). He helps them to know, love and obey God better.

Life Application Questions

1. How can knowing about the Trinity be an encouragement to God's people? *When they are fearful or going through hard times, they can think of all that God the Father, Son and Holy Spirit has done for them already. They can think about the Perfect Wonderfulness they will get to enjoy forever in heaven when these hard days are over.*
2. How can we become God's people? *By turning away from our sins and trusting in Jesus as our Savior.*

ACTS Questions

1. What is something we can praise God for because of this Bible Truth?

Praise God the Father for His wisdom, God the Son for His sacrifice, God the Holy Spirit for His work in the hearts of God's people.

2. What are sins we can confess to God because of this Bible Truth? *Confess that we forget to appreciate how great a sacrifice it was for Jesus to leave the perfect fellowship of the Trinity in heaven to come to earth to be the sacrifice for the sins of God's people.*

3. What is something we can thank God for because of this Bible Truth?

Thank God for sending the Holy Spirit, Himself, to dwell in the hearts of His people.

4. What is something we can ask God for because of this Bible Truth?

Ask God to help us trust Him about this great mystery we cannot understand and to fill us with greater awe over who He is.

The Gospel

1. What was God, the Father, Son and Holy Spirit's wonderful plan to save His sinful people? What's the gospel? *God is the good Creator and King of the world. He made people to worship Him and live by His good laws. But we are all sinners who've rebelled against Him. We all deserve death--God's just, eternal punishment for our sins. How terrible! But God has good news for us. In His great mercy, God sent His Son, Jesus to earth as a man to save sinners. He lived the perfect life that pleases God. (He's the only one who's ever done that!) He offered it up to God His Father as the perfect sacrifice for sins when He suffered and died on the cross. Then, on the third day, Jesus rose from the dead in victory. He had fully paid for the sins of God's people, so they wouldn't have to! Now all who turn away from their sins and trust in Jesus as their Savior will receive forgiveness of sins and eternal life with God. They will be His very own special people who will know Him and enjoy Him forever. We can be God's people, too, if we turn from our sins and trust in Jesus as our own Savior.*

Game: Circus Lions

Materials

Optional funny wig, glasses, hat, etc.
Hula hoop, etc.
Bible Truth Questions

Preparing the Game

1. Choose 20+ questions for your game from the Bible Truth Discussion Questions, or make up your own.
2. Write the Bible Truth questions on small thin strips of paper (or make a photocopy of the Bible Truth Discussion Questions and Simply cut them into strips) and put them in the bag/bowl.

Playing the Game

Tell the children that they are circus lions. Have them get on all four and roar and roam like lions. Have them “jump” through a hula hoop, etc. Then tell them they are getting very, very sleepy and must lie down...on their backs... in their den. Tell them that sleeping lions lie very still, make no noise, and keep their eyes open! Tell them that you are the Lion Trainer and are trying to wake up the Sleeping, Lazy Lions to perform in the circus. Any lion that makes a move, a sound or smiles will have to get up! Put on your funny wig, glasses, hat, etc. and make your rounds, trying to catch the lions moving, making noise or to make them smile. Lions who are caught are asked to answer a question correctly as their circus trick to before they can go back to their den. Have one of the lions caught to pick a question. Read it to the whole class and take their answers. If they don't get it right, then the child/children must stay out until the next round and next correct answer. If desired, let some of the children take turns being the Lion Trainer.

Game continues as number of questions, time, and attention span allow.

Non-competitive Option

Let all the caught lions join back into the circus, even if the class answers a question incorrectly. Put the question back in the bag for further review.

Optional TAKING IT TO OTHERS Activity: Quiz Questions

Have the children choose a few of the questions from the game to ask the parents/other children during TAKING IT TO OTHERS time. Help pre-readers by whispering the question in their ear and letting them ask it aloud to the parents/other children. Make sure you read the Bible verse aloud before you ask your questions.

Directions:

1. Write words to song in large print before class.
2. Play the song for the children, helping them follow along on the song sheet.
3. Discuss the song, using a few questions from the discussion sheet. *Don't use them all!*
4. Introduce sign language for key words of your choice from sign language sheet for your song. Use as few or as many as you think the children can learn.
5. Sing and sign the song. Sign language as well as large format lyrics and sheet music are found in the PFI Unit Songbook or online.
6. If desired, play the Song Game.

Optional TAKING IT TO OTHERS Activity: Presenting and Singing the Song

1. Sing and sign the song, encouraging the watching children/parents to join in.
2. Ask the class some of the questions listed below. The Bible Truth Connection Question is particularly good to help them understand how the song ties in with the Bible Truth.

Holy, Holy, Holy

Verse 1

Holy, holy, holy,
 Lord God Almighty,
 Early in the morning,
 Our song shall rise to Thee;
 Holy, holy, holy,
 Merciful and mighty!
 God in three Persons,
 Blessed Trinity!

Listen to it on PFI ESV Songs 4, Track 17

Understanding the Song

1. What does "holy" mean? *Completely good and loving; completely set apart from anything that is sinful.*
2. What does the song say holy three times? *To say that He is very, very holy.*
3. What does "Lord God Almighty" mean? *"Lord" spelled with a little "o-r-d" means a ruler or master over others. But "LORD" with all capital letters is the name of God. It means "I Am Who I Am." Almighty means the LORD is mightier than anything or anyone else.*
4. What does "Thee" mean? *An Old English word that means "you", still used by some today to show special respect to God.*
5. What does it mean for our song to rise to God? *We think of heaven as up, so we say our song rises up for God to hear us.*
6. Why is the morning an especially good time to praise God? *Each day is a gift from Him, filled with plans He has for us. When we start the day worshipping God, we are remembering to seek after His will for the day, that we might please Him in all we do.*
7. What does "blessed" mean? *Knowing God's favor or pleasure.*
8. What does "Trinity" mean and who is the Trinity? *Unity of Three, or Three that is One. The Father, Son and Holy Spirit are the Trinity.*
9. What is the Trinity called blessed? *The Trinity is blessed because only God is perfect. He is pleased with Himself more than anyone else. No one is wonderful as He. Also, God's people call the Trinity blessed because there is no one or nothing more wonderful than Him for us to know. And, it is because of the amazing plan of the Trinity that they can know some of His Perfect Wonderfulness now, and will know it as completely as humans can when they go to heaven.*

Bible Truth Connection Question

1. How does this song relate to our Bible Truth: **The LORD Is One God, Yet Three Persons: Father, Son and Holy Spirit?**

The LORD--Father, Son, and Holy Spirit-- is the Trinity. All that the Father, Son and Holy Spirit is and does shows us His perfect holiness, mercy, and mightiness. He has shown such love and goodness to sinners by all that He has done that God's people cannot help but call Him the blessed Trinity.

Story Connection

1. How does this song relate to today's story? *While first Maewyn chose to reject the Father, Son and Holy Spirit, later when he suffered as a slave in Ireland, God in His mercy revealed Himself to Maewyn. He knew that truly that the Lord was God and he longed to love Him, serve Him and tell others about the blessed Trinity—even if it meant risking his life to do so.*

Bible Verse Connection Question

1. What does this hymn have to do with our Bible Verse: **2 Corinthians 13:14**: "May the grace of the Lord Jesus Christ, and the love of God and the fellowship of the Holy Spirit be with you all."?

The Trinity--God, the Father, Son and Holy Spirit--is blessed to God's people because of their gifts of grace, love and fellowship.

Life Application Questions

1. How can God's people be affected by the message of this song? *They can praise God for being completely holy, merciful and mighty. They can ask God to help them to know Him better that they might delight in Him most of all.*

2. How can we become God's people? *By turning away from our sins and trusting in Jesus as our Savior.*

ACTS Questions

1. What is something we can praise God for from this hymn?

Praise God for being three Persons, Father, Son and Holy Spirit. Praise God for being holy.

2. What are sins we can confess to God from this hymn?

While God is holy, we are not. We disobey God. We deserve God's punishment! We need a Savior!

3. What is something we can thank God for from this hymn?

We can thank God for not just being holy and punishing us as we deserve, but sending Jesus to save all those who would ever turn from their sins and trust Him as their own Savior.

4. What is something we can ask God for from this hymn?

That God would work in our hearts that we might turn from our sins and trust Jesus as our Savior. Ask Him to forgive us our sins through Jesus. Help us to be holy, living our lives to please Him.

Gospel Question

1. God is holy: great and good. Nothing sinful can live in His presence. Yet, God made a way for His sinful people to live with Him forever. Can you tell me what it is? What is the gospel?

God is the good Creator and King of the world. He made people to worship Him and live by His good laws. But we are all sinners who've rebelled against Him. We all deserve death--God's just, eternal punishment for our sins. How terrible! But God has good news for us. In His great mercy, God sent His Son, Jesus to earth as a man to save sinners. He lived the perfect life that pleases God. (He's the only one who's ever done that!) He offered it up to God His Father as the perfect sacrifice for sins when He suffered and died on the cross. Then, on the third day, Jesus rose from the dead in victory. He had fully paid for the sins of God's people, so they wouldn't have to! Now all who turn away from their sins and trust in Jesus as their Savior will receive forgiveness of sins and eternal life with God. They will be His very own special people who will know Him and enjoy Him forever. We can be God's people, too, if we turn from our sins and trust in Jesus as our own Savior.

Song Game: Mimic Me!

Materials

Sign Language
Song

Preparing the Game

None.

Playing the Game

1. Practice the song and signs until the children know them well. Choose a person to be the leader and let them decide upon an action for everyone to do as they sing the song, such as jump on one foot, etc.
2. Sing the song while doing the chosen action.
3. Select another child to be the leader.
4. If desired, you can choose a different action for different important words in the song, such as jump on one foot when you sing the word "grace", but clap your hands when you sing the word "Jesus". Ask the children the meaning of each of the words before adding in their action.

Game continues as number of questions, time, and attention span allow.

choose a FEW questions for discussion, then choose the game and/or music activity

Bible Truth 5 BIBLE VERSE**Meditation Version: 2 Corinthians 13:14**

"May the grace of the Lord Jesus Christ, and the love of God and the fellowship of the Holy Spirit be with you all."

Understanding the Bible Verse

1. What is "grace"? *Grace is receiving an undeserved gift; or being treated with favor that you don't deserve.*
2. What is the grace of the Lord Jesus Christ? *The gift of His leaving the perfection of fellowship with the Father and the Holy Spirit to live as a human and offer up His life as the perfect payment for the sins of His people.*
3. What is the love of God like? *So great that He would send His Son to suffer and die as the perfect sacrifice for His people.*
4. What is fellowship? *Loving, caring, knowing someone as a close friend.*
5. What is the fellowship of the Holy Spirit? *His living in the hearts of His people, so that they know and love God closely.*
6. Who is the "you all" that the Father, Son and Holy Spirit will be with? *Christians: those who confess their sins to God, trusting in Jesus for forgiveness for them and who turn and live their lives in obedience to Him.*
7. Why would Paul (who wrote these words to the Corinthians) want them to have these three things? *These are the three greatest gifts of the Trinity to us: forgiveness for sins, for God to love them, and to know and love God.*

Bible Truth Connection Question

1. What does this verse have to do with the **Bible Truth: The LORD Is One God, Yet Three Persons: Father, Son and Holy Spirit**? *Each of these things that Paul wants God's people to know and enjoy are gifts from each person of the Trinity: Father, Son and Holy Spirit. Jesus gives them the free, undeserved gifts of salvation through faith in Him. The Father loves His people so much that He gave Jesus to die for them. And, He continues to love them every day of their lives. The Holy Spirit lives inside them, giving them closeness with God (fellowship). He helps them to know, love and obey God better.*

Story Connection Questions

1. How does this verse relate to our story? *Maewyn as a young man spurned the grace of Jesus, the love of God and the fellowship of the Holy Spirit when his father told him about them. Yet, the Lord in his great mercy, used many hard days as a slave to show him that it was He, not the wild life he had enjoyed, who was most desired of all. He gave his life to God and so loved Him that he was willing to risk his life to tell others about Him.*

Life Application Questions

1. How can God's people apply this verse to their lives? *They can praise God: Father, Son and Holy Spirit for giving His people all they need to know Him and love Him. They can praise Him that He would have chosen to include His people—just creatures—in the Perfect Wonderfulness of who He is through the grace of Jesus, the love of God, and the fellowship of the Holy Spirit.*
2. How can we become God's people? *By turning away from our sins and trusting in Jesus as our Savior.*

ACTS Questions

1. What is something we can praise God for from this Bible Verse? *Praise God the Father for His great love for His people, shown through Jesus, God's Son, gift of salvation for His people.*
2. What is something we can confess to God from this Bible Verse? *We can confess that many times we don't think about how great God's love for His sinful people is, that He would choose to send His Son to earth, where He would not enjoy all of the Perfect Wonderfulness of fellowship in heaven with God the Father and Holy Spirit.*
3. What is something we can thank God for from this Bible Verse? *We can thank God for His great love for His people, choosing to save them even though they have rebelled against Him.*
4. What is something we can ask God for from this Bible Verse?
We can ask God to work in our hearts that we would want to turn away from disobeying Him and trust in this wonderful Jesus as our own Savior. We can ask His that we might know His love, receive the gift of salvation through Jesus, and know the Holy Spirit's fellowship in our hearts.

Gospel Question

1. How did God show His love to His people? What is the undeserved gift that Jesus gave to His people: what is the gospel?

God is the good Creator and King of the world. He made people to worship Him and live by His good laws. But we are all sinners who've rebelled against Him. We all deserve death--God's just, eternal punishment for our sins. How terrible! But God has good news for us. In His great mercy, God sent His Son, Jesus to earth as a man to save sinners. He lived the perfect life that pleases God. (He's the only one who's ever done that!) He offered it up to God His Father as the perfect sacrifice for sins when He suffered and died on the cross. Then, on the third day, Jesus rose from the dead in victory. He had fully paid for the sins of God's people, so they wouldn't have to! Now all who turn away from their sins and trust in Jesus as their Savior will receive forgiveness of sins and eternal life with God. They will be His very own special people who will know Him and enjoy Him forever. We can be God's people, too, if we turn from our sins and trust in Jesus as our own Savior.

Game: Bowling Ball Verse

Materials

Bible verse written up in large print so that all can see
10 Plastic bowling pins or empty 2-Liter soda bottles
Playground or foam ball

Preparing the Game

None.

Learning the Verse

Some or all of your children may be non- or early readers. Teach the verse in sections, having them say it after you. Repeat a few times. Add clapping or other movement as they say it.

Directions

1. If desired, lead the children in a discussion of a **FEW** of the most important questions before beginning game.
2. Explain the game to them as follows:
Divide the children into two teams. Have everyone say the verse together. Explain to the children that they will take turns trying to knock down bowling pins. The bowler then will recite the verse. If he can do it alone, he gets as many points for his team and pins he knocked down. If he asks for the help of another team member, then their recitation of the verse is worth half the points. If they cannot recite it, someone from the other team can try for the half point value. If a child does not knock over any pins, he can still say the verse for 1 point. The team with the most points at end of play wins.

Game continues until all children get a chance to bowl, or as time and attention span allow.

Non-competitive Option

Don't split the children into teams. Give the group a target number of points to make. Challenge the children to see how few turns it will take to reach the target number of points. Let the children take turns bowling and knocking down pins. You can have them say the verse individually, with a partner, or with the whole group. Tally the number of points on a piece of paper. Continue until target number is reached. Repeat, seeing if they can do it in less turns the second time.

Optional TAKING IT TO OTHERS Activity: Quiz Questions

Have the children choose a few of the questions from the game to ask the parents/other children during TAKING IT TO OTHERS time. Help pre-readers by whispering the question in their ear and letting them ask it aloud to the parents/other children. Make sure you read the Bible verse aloud before you ask your questions.

Directions:

1. Write words to song in large print before class.
2. Play the song for the children, helping them follow along on the song sheet.
3. Discuss the song, using a few questions from the discussion sheet. *Don't use them all!*
4. Introduce sign language for key words of your choice from sign language sheet for your song. Use as few or as many as you think the children can learn.
5. Sing and sign the song. Sign language as well as large format lyrics and sheet music are found in the PFI Unit Songbook or online.
6. If desired, play the Song Game.

Optional TAKING IT TO OTHERS Activity: Presenting and Singing the Song

1. Sing and sign the song, encouraging the watching children/parents to join in.
2. Ask the class some of the questions listed below. The Bible Truth Connection Question is particularly good to help them understand how the song ties in with the Bible Truth.

May the Grace: 2 Corinthians 13:14

May the grace of the Lord Jesus Christ,
And the love of God,
And the fellowship of the Holy Spirit,
Be with you all.

May the grace of Lord (Jesus Christ),
And the love of God (God the Father)
And the fellowship of the Holy Spirit,
Be with you all.
Second Corinthians Thirteen, fourteen.

Listen to it on PFI ESV Songs 4, Track 18

Song Game: Word Take Away

Materials

Sign Language Signs and Song
White board and marker
Eraser

Preparing the Game

1. Write the words to the song on a white board.

Playing the Game

1. After children have learned the song and signs well, then tell the children that you are going to leave out words from the song (that you've learned signs for) and just do the sign in its place.
2. Have the children help you choose a word to take out. Erase the word from the board. Review the sign the for erased word.
3. Sing the song, trying to remember to NOT sing the word and do only the sign.
4. Continue to take out words until all of the words (with signs) have been taken out.

Game continues as number of questions, time, and attention span allow.

STORY REVIEW

Directions: Read and discuss Bible Truth, using a FEW of the questions. Play game. Feel free to modify the game to fit your children.

General Story Questions

1. Why did King Niall want to raid Britain? *To get the riches of the people of Britain before the Romans (their enemies) did.*
2. What was Maewyn Succat's life like before he was captured by the Irish? *Spent a lot of time partying with his friends at the tavern; did what he wanted; didn't listen to his father; lived in a country villa; had everything he wanted.*
3. What happened to Maewyn in Ireland? What was his life like then? *Sold to Miliuc, the chieftain. Hard life, living outside in all conditions, watching his sheep.*
4. How did the Lord use Maewyn's hard life as a shepherd to turn his heart to him? *It caused him to start thinking about what his father had told him about the Lord. Then, when he became a Christian, he had much time to pray and think about God.*
5. What did Maewyn do after he escaped from Miliuc? *He went to a special school to learn more about God and become a priest.*
6. Why did Maewyn get a new name? *In those days, people who became Christians from places where there were few Christians were given new names when they were baptized as a sign of their new life in Christ.*
7. Why wasn't Patrick satisfied with sharing the gospel with local people? *He thought God wanted him to go back to Ireland and tell them about Jesus because they had never heard about Him, while there were many people who could tell the local people.*
8. Why was Patrick especially suited to tell the Irish about Jesus? *Because he knew how to speak their language—Celtic—and knew all their customs and about their religion.*
9. Why did Patrick and his men light the fire at the base of Slane's Hill? *This was a direct challenge to the honor of Bel. It would get the King's attention and give Patrick a chance to tell him and the others about Jesus.*
10. How did Patrick use the shamrock to help the King understand about the Trinity? *He used the "mystery" of three in one leaf of the little shamrock to tell him that the God who made the mystery in the shamrock was so much greater than humans, that He could truly be Three Persons in One God: a mystery to us, but perfectly understandable to Him.*
11. What did Patrick tell the Druids when they asked him to make his God make snow on that spring night? *That he could not tell God what to do.*
12. What was the King's response to Patrick? *Not to kill him, but let him and his men tell the Irish people about Jesus.*

Bible Truth Connection Questions

1. What does this story have to do with our **Bible Truth: The LORD Is One God, Yet Three Persons: Father, Son and Holy Spirit?**
1. Why did Patrick use a shamrock to explain to the King about the Trinity? *Because it has three separate leaves that also seem like one leaf.*
2. Why is the shamrock not a good example of the Trinity? *Because nothing on earth can ever really help us understand the mystery of the Trinity. God being just One God, yet be three person is something that only God can really understand. We must believe it in faith.*

Bible Verse Connection Question

1. What does the story have to do with our **Bible Verse: 2 Corinthians 13:14:** "May the grace of the Lord Jesus Christ, and the love of God and the fellowship of the Holy Spirit be with you all.?"
"Maewyn as a young man spurned the grace of Jesus, the love of God and the fellowship of the Holy Spirit when his father told him about them. Yet, the Lord in his great mercy, used many hard days as a slave to show him that it was He, not the wild life he had enjoyed, who was most desired of all. He gave his life to God and so loved Him that he was willing to risk his life to tell others about Him."

Life Application Questions

1. What is something that we can learn from how the Lord worked in Maewyn Succat's life?
2. How can we become one of God's people, like Maewyn Succat did? *By turning away from our sins and trusting in Jesus as our Savior.*

ACTS Questions

1. What is something we can praise God for being that we learned in our story? *Praise God for being the One, trust God, Father, Son and Holy Spirit.*
2. What is something we can confess as sin that we learned in our story? *Confess that many times, like Patrick/Maewyn, we have heard the good news of Jesus, but choose not to believe in it or to live to please God. We like to live life our own way. We need a Savior!*
3. What is something we can thank God for that we learned in our story?
We can thank God for His patience with sinful people, like Maewyn/Patrick and us. We can thank Him for using things in our lives to turn us away from our sins and to trust in Him.
4. What is something we can ask God for that we learned in our story?
We can ask God to work in our hearts, helping us to turn away from our sins and trust Jesus as our own Savior, like Maewyn/Patrick. We can ask Him to help us tell others about Jesus, just like Maewyn/Patrick did.

The Gospel

1. What is the good news of Jesus that Patrick heard and believed? What is the gospel?
God is the good Creator and King of the world. He made people to worship Him and live by His good laws. But we are all sinners who've rebelled against Him. We all deserve death--God's just, eternal punishment for our sins. How terrible! But God has good news for us. In His great mercy, God sent His Son, Jesus to earth as a man to save sinners. He lived the perfect life that pleases God. (He's the only one who's ever done that!) He offered it up to God His Father as the perfect sacrifice for sins when He suffered and died on the cross. Then, on the third day, Jesus rose from the dead in victory. He had fully paid for the sins of God's people, so they wouldn't have to! Now all who turn away from their sins and trust in Jesus as their Savior will receive forgiveness of sins and eternal life with God. They will be His very own special people who will know Him and enjoy Him forever. We can be God's people, too, if we turn from our sins and trust in Jesus as our own Savior.

Game: Egg Toss

Materials

3-5 Plastic Open-able Easter Egg of the same color s (that close well!) or balls of crumpled foil of the same size
Small piece of construction paper
Paper and Marker
Story Review Questions

Preparing the Game

1. Choose 20+ questions for your game from the Story Review Discussion Questions, or make up your own.
2. Put a small piece of construction paper in one of the eggs (or in one piece of crumpled foil, if using foil). The other eggs/foil balls remain empty.

Playing the Game

Have the children spread out randomly (or in a circle) at about arms' distance apart.. Have the children begin to toss an egg around between each other. When the leader says, "Freeze," the child with the egg opens it and reads the question to the group. If question is correctly answered, the egg is permanently retired. If the question is incorrectly answered, the egg goes back into the pile. The teacher (or the child who opened the egg) chooses another egg and play continues.

Game continues as number of questions, time, and attention span allow.

Optional TAKING IT TO OTHERS Activity: Quiz Questions

Have the children choose a few of the questions from the game to ask the parents/other children during TAKING IT TO OTHERS time. Help pre-readers by whispering the question in their ear and letting them ask it aloud to the parents/other children.

CASE REPLAY ACTIVITIES

Use this guide to review the Case Story and act it out for others to enjoy!

CASE REPLAY, JR: YOUNGEST CHILDREN

Description: The children will act out the story together, everyone doing the same action/sound effect at the same time. This activity is most suitable for kindergarteners.

Materials

The Case RePlay, Jr. script for younger children

Preparation

1. Read through the script and write in the blanks along the side possible actions/sound effects the children could do to act it out.

Instructions

1. Tell the children that they will be re-enacting the story together as you tell it.
2. As you read the script, lead the children in actions/sound effects to do with you.
3. If desired, you can read the script and stop at certain sentences and ask them what a good action/sound effect would be to act out what you just read.
4. Repeat the re-enactment one or two times more.

CASE REPLAY, SR: OLDER CHILDREN

Description: The children act out the story as a three-scene play. You will narrate it using the Case RePlay, Sr. script and they will act it out (no spoken words, for the most part), with each child assuming a different character's role. This activity is most suitable for first grade and up. You will review the story, then practice it a few times before performing it for others.

Materials

The Case RePlay, Sr. script

White board or other large format paper

Costumes and props

Preparation

1. Prepare for the play by choosing costumes and props for each character in the story. Decorate the area with any scenery props.
2. Write the words "Beginning," "Middle," "End" on a large piece of paper/whiteboard with plenty of space under each heading. You will use this paper to help the children think about the story as a three-scene play, as it is presented in the script.

Instructions

1. Tell the children that they will get to act out the story as a three-scene play, with a beginning, Middle and end section. Tell them that before they can act it out, they need to think it out. as you narrate it with your script.
2. Take the children's answers as they recount the story, helping them put key incidents in the right order.
3. If desired, when they have filled in their Beginning, Middle, End, read through your whole (real) script, so they hear exactly what you will have them act out.
4. Then tell the children that it's time to practice acting out the story.
5. Assign parts to each child. If you are using costumes, do NOT give them out at this point. They will be a distraction.
6. Have all the children sit on the floor or in chairs on one side of the "stage," then call the characters up in place as their part in the story comes.
7. As you read the script, guide the children in where you want them to move or do to act it out.
8. After going through the whole script once, give out any costumes and props and act out the script once or twice more.

Optional TAKING IT TO OTHERS Activity: Re-enacting the Story

Read the script as the children act out together (younger) or assuming different roles (older) as the other children or the parents watch.

CASE REPLAY, JR--YOUNGER KIDS (KINDERGARTEN) P.2

Welcome to our play! The name of our story is called: The Case of the Fighting Fire

It takes place around 432, starting in the castle of Niall of the Nine Hostages, High King of Ireland.

And now we present: "The Case of the Fighting Fire."

Actions:

Scene 1:

High King Niall plans to raid the towns of Britain of their treasures of gold, goods & people. They begin with Bannaven Taberneae, home of Maewyn Succat. The Irish take much gold, goods and people back to their ships, among the people was Maewyn. As a prisoner in the ship, Maewyn thinks of his father's words to turn to Jesus. He wonders what will happen to him.

Scene 2:

Maewyn is sold to Miliuc, a chieftain. Miliuc makes Maewyn work as a shepherd--a very hard life. Maewyn works for him for six years. As he works, he turns to the Lord in faith. He spends much time in prayer, but has no Bible or Christians to help him grow or know God's will. Maewyn escapes from Miliuc's farm and sails back to Britain.

Scene 3

Maewyn goes to school to be a priest. His name is changed to Patrick. He shares the gospel with local people. Patrick believes God wants him to go to Ireland and tell them about Jesus. He takes twenty-five men with him and goes to Ireland. He makes a plan to tell the king about Jesus and to tell him that Jesus is the true God. On Beltaine, Patrick and his men set a fire at the base of Slane's Hill, right before the King was to light Bel's bonfire. Patrick and his men are brought before the King and questioned before facing execution. He tells the King about the Lord, the One True God. Curious, the king asks him how one God can be Father, Son and Holy Spirit. Patrick holds up a shamrock as a simple plant that has three yet one leaf. He explains that the same God who made this mystery in the little shamrock, it the one who is three yet one-- a mystery so much more than we can completely understand, yet nonetheless true. The Druids ask for Patrick to tell his God to make snow to prove how great He is, but he tells them that his God does not take orders from him. As he says this, it begins to snow outside. The King does not execute Patrick and his men, but lets them tell the Irish people about Jesus. By the time that Patrick died, many churches and tens of thousands of people had turned for follow Jesus.

Bible Truth Tie-In:

The Bible Truth we are learning is: **The LORD Is One God, Yet Three Persons: Father, Son and Holy Spirit.** Patrick used a shamrock when explaining to the king about the LORD and the mystery of the Trinity.

CASE REPLAY, SR--OLDER KIDS (1ST GRADE AND UP) P.3

Welcome to our play! The name of our story is called: The Case of the Fighting Fire

It takes place around 432, starting in the castle of Niall of the Nine Hostages, High King of Ireland.

The characters in our story are: King Naill and his Officers, Romans, Britians, Maewyn Succat and his father, Irish captains, hostages, slaves, Irish people, Miliuc, Priests, Twenty-five men, Druids, King Loaghaire and the other Royalty

And now we present: "The Case of the Fighting Fire."

Scene 1: (Beginning)

High King Niall plans to raid the towns of Britain of their treasures of gold, goods & people. They begin with Bannaven Taberneae, home of Maewyn Succat. The Irish take much gold, goods and people back to their ships, among the people was Maewyn. As a prisoner in the ship, Maewyn thinks of his father's words to turn to Jesus. He wonders what will happen to him.

Scene 2: (Middle)

Maewyn is sold to Miliuc, a chieftain. Miliuc makes Maewyn work as a shepherd--a very hard life. Maewyn works for him for six years. As he works, he turns to the Lord in faith. He spends much time in prayer, but has no Bible or Christians to help him grow or know God's will. Maewyn escapes from Miliuc's farm and sails back to Britain.

Scene 3: (End)

Maewyn goes to school to be a priest. His name is changed to Patrick. He shares the gospel with local people. Patrick believes God wants him to go to Ireland and tell them about Jesus. He takes twenty-five men with him and goes to Ireland. He makes a plan to tell the king about Jesus and to tell him that Jesus is the true God. On Beltaine, Patrick and his men set a fire at the base of Slane's Hill, right before the King was to light Bel's bonfire. Patrick and his men are brought before the King and questioned before facing execution. He tells the King about the Lord, the One True God. Curious, the king asks him how one God can be Father, Son and Holy Spirit. Patrick holds up a shamrock as a simple plant that has three yet one leaf. He explains that the same God who made this mystery in the little shamrock, it the one who is three yet one-- a mystery so much more than we can completely understand, yet nonetheless true. The Druids ask for Patrick to tell his God to make snow to prove how great He is, but he tells them that his God does not take orders from him. As he says this, it begins to snow outside. The King does not execute Patrick and his men, but lets them tell the Irish people about Jesus. By the time that Patrick died, many churches and tens of thousands of people had turned for follow Jesus.

Bible Truth Tie-In:

The Bible Truth we are learning is: **The LORD Is One God, Yet Three Persons: Father, Son and Holy Spirit.** Patrick used a shamrock when explaining to the king about the LORD and the mystery of the Trinity.

High King Loaghaire

Description

Children will make High King Loaghaire out of an egg and place him on a tower of his castle.

Materials

Toilet-tissue tubes, one per two children

(Whole) EXTRA LARGE WHITE Eggshells, 1 per child (but have a few extra on hand)

White cardstock

Markers

Packing Tape

White paper

Craft glue

Preparing the Craft

1. Remove egg from eggshells by making a small hole in each end of egg and blowing. Rinse and dry NOTE: You also can hard boil the eggs and decorate like this. The down side of hard boiled eggs is that the eggs will eventually rot and the king thrown away. The up side is that the shells will be harder to break while decorating them.
2. Make one copy of Templates #1-4 onto cardstock for each child.
3. Cut in half each toilet tissue tube. If tubes start to unravel, tape in place.

Making the Craft

1. Show the sample of the craft you have made.
2. Have children slip their eggshell into the top of the toilet roll, skinnier end down. The egg shell becomes the head of the king; the toilet roll, the body. They can use the markers to draw the king's face and hair on the egg. On the toilet roll, they can add a robe, arms, etc. (See picture)
3. They can decorate Template #1 as a crown, taping ends together then gluing to top of king's head.
4. They can make the tower by coloring in the bricks and grass on Templates #2 and #3.
5. Tape Templates #2 and #3 each into a roll. Tape Template #4 to the bottom of Template #3; then tape that to the top of Template #2. This makes the tower. Stand the king on the platform made by Template #3 and #4.

Making a Bible Truth Connection

Once the children have settled into their craft, use the Bible Truth- Craft Connection Sheet to lead discussion about the craft. Note that most of these questions echo the questions on the case board, providing a review of what the children learned earlier.

Optional TAKING IT TO OTHERS Activity: Craft Presentation

If you are presenting the craft to other children or parents the children can hold up their crafts (or your model craft) and read their Bible Truth Connection answers to explain the importance of the craft.



CASE CRAFT**Discussion Guide****Instructions:**

As the children are settled into making their craft, ask them these questions to help them understand the craft's significance. Use the answers provided to guide the children's answers.

Discussion Questions

1. Where did our story take place?

In Ireland.

2. What did Patrick hope to do when he returned to Ireland? Tell the king and the people of Ireland the good news of Jesus.

3. What did Patrick do to get the attention of the king and make an opportunity to tell him about Jesus?

He built and set on fire a huge bonfire to challenge the worship of Bel.

4. What is Bible Truth that we are learning?

The LORD Is One God, Yet Three Persons: Father, Son and Holy Spirit.

5. What does our craft have to do with our Bible Truth: The LORD Is One God, Yet Three Persons: Father, Son and Holy Spirit?

High King Loaghaire worshiped the false god, Bel. Patrick used a shamrock to help explain to King Loaghaire that the true God is the LORD, Father, Son and Holy Spirit.

6. What can our craft help us remember?

God is greater than us than we can ever imagine. We shouldn't be surprised that we can't understand completely how He can be Father, Son and Holy Spirit but still just one God.

TAKING IT TO OTHERS**Craft Presentation****Instructions:**

Have children hold up your model craft/their crafts. Choose five children (or you say) the five sections below to explain the craft's importance.

Presentation:

1. Our craft is: High King Loaghaire..

2. In Ireland, Patrick lit a bonfire on Slane's Hill rebelling against the orders of King Loaghaire so he could have a chance to tell him and many others about Jesus.

3. Our Bible Truth is: The LORD Is One God, Yet Three Persons: Father, Son and Holy Spirit.

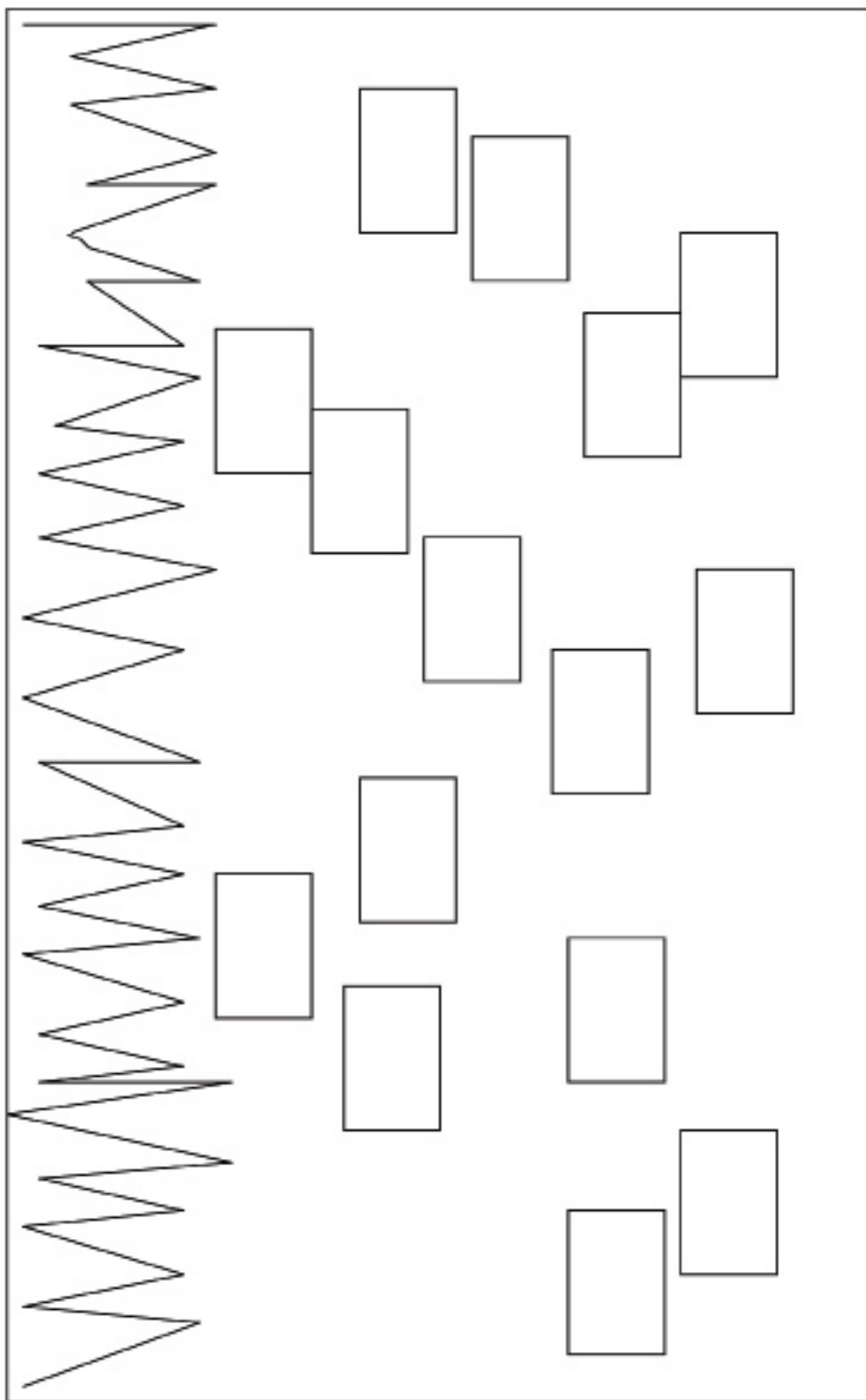
4. High King Loaghaire worshiped the false god, Bel. Patrick used a shamrock to help explain to King Loaghaire that the true God is the LORD, Father, Son and Holy Spirit.

5. Our craft can help us remember that God is greater than us than we can ever imagine. We shouldn't be surprised that we can't understand completely how He can be Father, Son and Holy Spirit but still just one God.

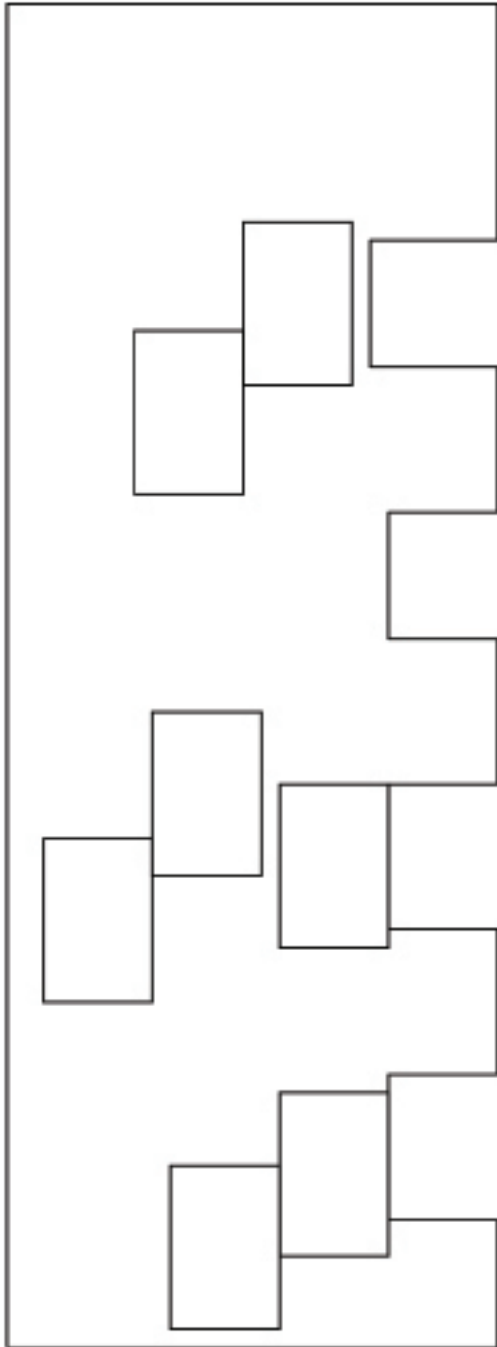
Note: Even non-readers can participate in presenting the craft, if you will whisper what they are to say in their ear and let them say it aloud for the others to hear.




Template #2
Bottom of
Tower



Template #3
Top of Tower



Template #4



BEFORE CLASS:**1. PICK YOUR PERSON**

VIPPs can be anyone in your church! Typically, they fall into 6 categories: Church staff, Elders, Deacons/deaconesses, Special Volunteers (people who aren't paid, but spend a lot of time helping out in particular ways), Supported Workers (a.k.a. missionaries), and Church Members.

2. GATHER YOUR FACTS

Use the VIPP Information Sheet to write down the facts about your VIPP. The information on this worksheet is used in the VIPP activities, listed in the "Choose an Activity" section below.

DURING THE ACTIVITY:**1. INTRODUCE YOUR VIPP**

Introduce your VIPP to the children, using the VIPP Information Sheet. Fill in a set of VIPP Clue Cards with the information for your VIPP. If desired, you can even have the actual person come into class for the children to meet.

Need help describing what someone does for the church in a kid-friendly way? Click on the list of common VIPPs and how to describe what they do to kids. See if your VIPP is one of these. It may save you some time.

2. PRAY!

Lead the children in praying for the VIPP. Ask the children if they would like to pray for one of the VIPPs prayer requests. Even non-readers can pray for the VIPP if you whisper the prayer request in their ear, then let them say it aloud. Never force a child to pray!

3. CHOOSE AN ACTIVITY

There are two activities you can use to help the children learn about the VIPP:

VIPP Clue Cards: These are 9 coloring sheets in which children fill in the 9 things they learn about the VIPP from the VIPP Information Sheet. Photocopy a set of each child. Use as few or as many of these Clue Cards as you desire.

VIPP Game: This is a game that uses a set of Clue Cards for one or two VIPPs.

Choose a VIPP and fill in his/her information on the VIPP Information Sheet. Fill in a set of VIPP Clue Cards with the information for your VIPP. Tell the children about the VIPP, having them fill in the VIPP Clue Cards with the key facts as they learn them. Write any words the children need to write on a white-board or other piece of paper so they can see how to spell them. Help younger children write these words on their clue cards. Ideas for how to tell the children about many common VIPPs are listed at praisefactory.org with the resources for this Bible Truth.

Optional TAKING IT TO OTHERS Activity: Introduce and Pray for the VIPP

If you are presenting the VIPP to other children or parents you can assign children to hold up the 10 clue cards and say what each card tells about the VIPP. (Or, you can have the children hold them up as you tell what each one means.) Then lead the children in praying for the VIPP.

Game: Over, Under and Throw

Materials

Information Sheet for one VIPP

2 Set of Clue Cards

8 8.5" x 11" Manilla Envelopes

Nerf Ball or other soft ball for indoor use

Box or basket big enough for the envelopes to fit in and the ball to land in.

Preparing the Game

1. Fill in one set of clue sheets for the VIPP you are using.
2. Tape the other (blank) set of Clue Cards to the outside of the manilla envelopes.
3. Put the filled-in clue cards in the corresponding envelope.
4. Put all the Clue Cards envelopes in a bag, except for the ones with the names and pictures of the VIPPs.
5. Place the envelopes in the basket, a good shooting distance from where the child at the head of the line will stand.

Playing the Game

Reveal: Tell the children about the VIPP, showing them your filled-in clue cards as you tell about them.

Review: Have the children line up, all facing forward. Give the ball to the last child in line. At your signal, have them pass the ball to the next child with an overhead pass; then that child passes the ball through the legs of the next child, etc. until the ball reaches the first child. The first child in line then tries to make a basket. If he succeeds, he gets to go up and pick out an envelope to open. the teacher (or the child) tells the Clue Card category. The other children try to remember what the VIPP's answer was. Open it up and see if they got it right. If they did, the Clue Card is retired. If not, it can be added back with the Clue Cards in the basket. Game continues until all the envelopes have been retired or as time or attention span allows.

VIPP INFORMATION SHEET

VIPP NAME:

WHAT VIPP LOOKS LIKE

Man or Woman? _____

Hair color? _____

Eye color? _____

FAVORITE ANIMAL

FAVORITE FOOD

FAVORITE FREE TIME ACTIVITY

WHAT VIPP DOES DURING WEEK

VIPP GROUP OF SERVICE:

Church Member

Deacon

Elder

Church Staff

Special Volunteer

Supported Worker
(Missionary)

3 WAYS VIPP SERVES CHURCH

3 WAYS TO PRAY FOR THE VIPP
