



**Unit 4 Core Curriculum, Volume 2--NIV
The God Like None Other**

Constance Dever ©2015



Curriculum for preschool and elementary age children,
training tools, music and other resources
are available for download or to order at:
www.praisefactory.org

© 2015 Praise Factory Media all rights reserved. May be reproduced by licensed user for classroom purposes only.

This and many other resources are available online at www.praisefactory.org

Scripture quotations marked (NIV) are taken from the Holy Bible, New International Version®, NIV®, Copyright © 1973, 1978, 1984 by Biblica, Inc.™ Used by permission of Zondervan. All rights reserved worldwide.www.zondervan.com

Scripture quotations marked (ESV) are from The Holy Bible, English Standard Version® (ESV®), copyright © 2001 by Crossway, a publishing ministry of Good News Publishers. Used by permission. All rights reserved.

Scripture quotations marked HCSB are taken from the Holman Christian Standard Bible®, Copyright © 1999, 2000, 2002, 2003, 2009 by Holman Bible Publishers. Used by permission. Holman Christian Standard Bible®, Holman CSB®, and HCSB® are federally registered trademarks of Holman Bible Publishers.

The Psalm Behind the Name

Psalm 100

(v.1) Make a joyful noise to the Lord, all the earth!

(v.2) Serve the Lord with gladness!

Come into His presence with singing!

(v.3) Know that the LORD, He is God!

It is He who made us, and we are His;

We are His people, and the sheep of His pasture.

(v.4) Enter His gates with thanksgiving,

And His courts with praise!

Give thanks to Him; bless His name!

(v.5) For the Lord is good;

His steadfast love endures forever,

And His faithfulness to all generations.

May this curriculum help you to be manufacturers of noisy joy unto the Lord (v.1).
To sing (v.2), to know (v.3), and to worship Him with thanksgiving and praise (v.4),
that the witness of His great faithfulness might continue through all generations (v.5).

The Lord is amazing! He's not like anyone else!

Constance Dever

January 27, 2015

Table of Contents

Introducing the Praise Factory Family of Curriculum	
The PFI Companion Resources	7
About PFI	7
Overview Chart of Units	8
PFI Curriculum Basics	9
Getting Started with Praise Factory Investigators	10
Session Prep	11
Learning More about the Praise Factory Investigators, by Resource	13
PFI Activities with Descriptions	15
Making the Curriculum Work for You	20
Unit 4 Curriculum: The God Like None Other	21
Unit 4 Overview	23
List of Track Numbers for Unit 4 Music (NIV)	25
Bible Truth 6: The LORD Is Holy	27
Overview	28
Lesson Plan (for use with all three lessons)	29
Lesson 1 Story and Resources	35
Lesson 2 Story and Resources	65
Lesson 3 Story and Resources	95
Bible Truth 7: The LORD Is Omnipotent	123
Overview	124
Lesson Plan (for use with all three lessons)	125
Lesson 1 Story and Resources	131
Lesson 2 Story and Resources	163
Lesson 3 Story and Resources	193
Bible Truth 8: The LORD Is Faithful	223
Overview	224
Lesson Plan (for use with all three lessons)	225
Lesson 1 Story and Resources	231
Lesson 2 Story and Resources	261
Lesson 3 Story and Resources	289
Bible Truth 9: The LORD's Names tell Us about Him	317
Overview	318
Lesson Plan (for use with all three lessons)	319
Lesson 1 Story and Resources	325
Lesson 2 Story and Resources	353
Lesson 3 Story and Resources	381
VIPP Coloring Sheets	409

The PFI Companion Resources

While all the PFI resources are available for free download at praisefactory.org, many of the resources are available for purchase as hard copies, too.

There are three companion resources for each of the sixteen PFI units:

➔ **PFI Unit Core Curriculum Book (ESV/NIV) --offered for each unit**

The PFI Core Curriculum books contain the curriculum introduction, lesson plan, stories and activities for each Bible Truth in a unit. There are three stories per Bible Truth: an Old Testament, New Testament and church history/missions story. All three reinforce the same Bible truth concept, but from a different perspective. Each story has its own set of eleven response activities.

PFI Unit Songbook (ESV/NIV) --offered for each unit

The PFI Unit Songbooks provide lead sheets and sign language for every song used in a unit. The audio music is available for download online at www.praisefactory.org.

PFI Unit Prontos (ESV/NIV) --offered for each unit

The PFI Prontos books provide all of the unit's take home sheets. They are offered separately from the rest of the curriculum because they are usually photo-copied. These take-home sheets include the key concepts, lyrics to the songs, the session story, some review questions, a prayer and an activity sheet.

All of these materials may be photocopied for non-commercial church, classroom or school use by licensed users.

About the PFI Core Curriculum Book

This PFI Core Curriculum Book allows you to have the bulk of a unit's curriculum at your fingertips. It is a great way to get an overview of the curriculum and make decisions about which of the many resources offered for each session you want to use.

The only resources it does not include are those found in the PFI Songbook (large format lyric sheets, the lead sheet music and the sign language); and, the PFI Prontos.

The core curriculum for most units is contained in one book. A few of the very large units (with more than 6 Bible Truths) will be split into several volumes.

Other Praise Factory Resources

PFI: Praise Factory Investigators is the third in a family of three, inter-related curriculums:

- Hide 'n' Seek Kids (focus group: ages 2-4; adaptable range: ages 2-pre-K 5's)
- Deep Down Detectives (focus group: ages 4--6's; adaptable range: ages 3-2nd grade)
- PFI: (focus group: grades K-5th grade; adaptable range: pre-K 5's-6th grade)

Each curriculum teaches the same biblical themes, but present them in greater depth as the children grow and develop. Together, the curriculums work like an expanding spiral of truth that returns to reinforce the same truths with each curriculum, while leading the children to deeper understanding with each step up.

Learn more about these curriculums as well as other resources and ideas for reaching children with the gospel at: www.praisefactory.org.

About Praise Factory Investigators (PFI)

written for K-5th grade

can be used with pre K - 6th grade

In K-5th grade, the children take part in Praise Factory Investigators—the “mother ship” curriculum that gives name to the whole family of curriculum.

Curriculum Overview

Praise Factory Investigators is the third of the Praise Factory family of curriculums and is most suitable for kindergarten- grade 5 (ages 5-11). Like the other two Praise Factory curriculums, PFI is built around sixteen, theological themes, each framed in the form of a Big Question and Answer.

The sixteen themes form sixteen units of Bible truths which help the children understand the theme. There are a total of 104 Bible truths taught in the whole curriculum. Three sessions of curriculum are spent on each of these 104 Bible truths: one Old Testament lesson, one New Testament lesson and one “Story of the Saints” lesson (a Christian from church history, missions or today). This gives the children three sessions to dwell on the same Bible truth, but also see its enduring truth from three different perspectives.

In keeping with its detective-ish name, each story in PFI is presented as a case to solve. Each case begins with two questions for the children to find answers to as they listen. At the end of the story-telling, the children will be asked to solve the case and answer the questions.

The resources available for each session’s lesson are robust and expansive. They include a fully-scripted lesson plan, story, and eleven different reinforcement activities from which to choose.

An overview chart of the Theme/Big Question units and keys aspects of the curriculum follow. Then, we will look at the curriculum in more depth.

	PRAISE FACTORY UNIT	THEOLOGICAL THEME
1	Unit 1: The God Who Reveals Himself Big Question: How Can I Know What God Is Like? He Shows Me What He's Like!	Revelation
2	Unit 2: God's Wonderful Word, the Bible Big Question: What's So Special about the Bible? It Alone Is God's Word!	The Bible
3	Unit 3: The Good News of God Big Question: What Is the Gospel? Salvation through Faith in Christ!	The Gospel
4	Unit 4: The God Like None Other Big Question: Can Anybody Tell Me What the LORD Is Like? He's Not Like Anyone Else!	The Attributes of God
5	Unit 5: God, the Good Creator Big Question: Can You Tell Me What God Made? God Made All Things Good!	Creation
6	Unit 6: God, the Just and Merciful Big Question: How Did Bad Things Come to God's Good World? Bad Things Came through Sin!	The Fall
7	Unit 7: The Law-Giving God Big Question: What Are God's Laws Like? God's Laws Are Perfect!	God's Laws
8	Unit 8: The God Who Loves Big Question: What Is God's Love for His People Like? It's More than They Could Ever Deserve!	God's Enduring Love for His People
9	Unit 9: Jesus Christ, Immanuel, God with Us Big Question: What Did Jesus Come to Do? Jesus Came to Bring Us to God!	Jesus, the Son of God
10	Unit 10: The Holy Spirit, the Indwelling God Big Question: What Does the Holy Spirit Do in God's People? He Changes Their Heart!	The Holy Spirit
11	Unit 11: The God Who Saves Big Question: How Can We Be Saved? It's God's Free Gift!	Salvation
12	Unit 12: God's People Live for Him Big Question: How Should God's People Live? They Should Live Like Jesus!	Discipleship
13	Unit 13: The Sustaining God Big Question: Why Do God's People Keep Believing in Him? It is God's Sustaining Grace!	Perseverance of the Saints
14	Unit 14: The God Who Delights in Our Prayers Big Question: How Does God Want Us to Pray? Every Night and Day!	Prayer
15	Unit 15: God's People Gather Together Big Question: Why Do God's People Go to Church? To Worship God and Love One Another!	The Church
16	Unit 16: Jesus, the Returning King Big Question: What Will Happen When Jesus Comes Back? God Will Make Everything New!	The Return of Christ

Praise Factory Investigators Curriculum Basics

Focus Age Range:	K-5th grade
Useful Age Range	pre-K 5's to 6th grade
Number of Units	16 (one per Theme)
Number of Bible Truths included in the 16 Units (Themes)	104 in all (3 to 14 per unit)
Number of Lessons for each of the 104 Bible Truths	3 lessons
Stories per Bible Truth	3 Stories: 1 Old Testament Story 1 New Testament Story 1 Story of the Saints (Church History/Missions)
Bible Verse per Bible Truth	1 Bible Verse
Resources/Activities for each Lesson	<ul style="list-style-type: none"> • Fully Scripted Lesson Plan • Story • Big Question, Bible Verse, Hymn Songs • Craft • Story Review Games • Hymn Singing and Sign Language Activity • Bible Verse Games • ACTS Prayer (Adoration, Confession, Thanksgiving, Supplication) • Custom Discussion Sheets to Go with Every Activity • Story-related Snack • VIPP (Very Important Prayer Person) Prayer Activity • Take Home Sheets for Each Lesson
Total Amount of Curriculum	6 years <i>(if you use all 3 lessons)</i>
Adaptability	<ul style="list-style-type: none"> • can be adapted to 1-3 lessons per Bible Truth, though you will lose stories if you do cut it down • great for Sunday School, "Children's Church", Wednesday and Sunday evening programs, schools and Vacation Bible School

Getting Started with Praise Factory Investigators

Get It



Order the **Praise Factory Tour: Extended Version** (or follow along on the website in the Tour section). It is going to be your easiest, most visual way to learn about this curriculum. Order/download the **Praise Factory Investigators ESV or NIV Unit Core Curriculum, Praise Factory Investigators ESV or NIV Unit Songbook, and the Praise Factory Investigators ESV or NIV Unit Prontos**, for Unit 1, or whichever unit you want to do.

Tour It....Three Times

1

1. Read through the whole Praise Factory Tour book once.

Learn how the Praise Factory family of curriculum is related to each other. Pay special attention to the section on Praise Factory Investigators.

2

2. Go back and read through just the section on Praise Factory Investigators in the Tour book again.

3

3. Now go back and read the Praise Factory Investigators section of the Tour book a third time, only this time, get out your curriculum books: Praise Factory Investigators ESV or NIV Unit Core Curriculum, Praise Factory Investigators ESV or NIV Unit Songbook, and the Praise Factory Investigators ESV or NIV Unit Prontos and follow along.

This will help see how the curriculum flows and where to find each of the resources visualized in the Tour Book.

Take Note

A few things to notice about the curriculum:

1. The resources for every Bible Truth **always include the same set of resources and are always presented in the same order.** Get to know the resources of one Bible Truth and you know them for all.

2. There is one Bible verse, but three stories for each Bible Truth: **an Old Testament, a New Testament, and a Church History/Missions story.**

3. The Unit Core Curriculum has **almost** everything your teachers will use in the classroom.

Notice that there is only lesson plan used for all three lessons for each Bible Truth. That's because the basic Bible truths are the same. Stories, questions, and activities for each lesson are different, of course. These difference are clearly noted, as you can see if you look through the lesson plan.

4. The Songbooks are more than just books of lyrics and sheet music for the unit. They also **contain the sign language signs that the songs activities use.**

5. The Prontos are **designed to be the take home sheets for each lesson.** However, **some people like to teach from it.** It has the Bible Truth and Bible verse, the story text, a few questions, the lyrics to the songs, and an ACTS prayer. If you download a couple activities from the website, then you have all you need for a basic teaching session...in a much smaller package.




Choose What You'll Use



Not everyone will want or will need or will be able to do all of the curriculum, as written. So much depends upon your kids, your teachers, your space, your time and your teaching goals. There are a ton of activities and pretty much no one, except our church (CHBC for whom this curriculum is written) does all of the activities. This means you need to think about what fits you best. Ideas for how to choose what to use for various situations are included in the "More Details" section of this chapter.

Ready to Rip?



Chances are, you will be making copies of the curriculum for your teachers. You may want to keep your books intact and photocopy right from the book. However, if you are using a lot of activities and distributing them to a number of teachers, you may find it easier to take the resources out of the book completely and copying them that way. This will save you a lot of time. Just make sure to clip your originals together with a binder clip to get them in good shape and ready for you next time you use them. **Or, you may just want to print your copies from the download version of the curriculum. All resources (except the lesson plans and the stories) can accessed this way.**

Getting Started with Praise Factory Investigators, continued

Bind It So They Can Find It



Once you've chosen what you want to use, make copies and put them in binders. Separate each lesson's materials with labeled tab dividers so that the teachers will be able to find the resources they need for each session. We like to put a few extra aids in the binder in the back: such as classroom management tips; what our teachers should do if they need a substitute teacher; and, where to find certain supplies they will need.

Download It



Download the **zip file of unit songs** from the website. A pdf of the track numbers is also included.

Make It... Before You Get Started

There is a set of resources you will be glad you made ahead of time: the games! The Praise Factory Investigators curriculum is a very active curriculum, with a number of different games suggested each lesson. The good news is that they are used in a rotation throughout the curriculum. That means, once you make these games, you store them and use them over and over (and for years to come!).



While you only need to make whatever games you choose to use with each lesson, **I would highly suggest you make all the games before you start using the curriculum and then storing them.** Get the prep work over with at the beginning and coast your way through years of enjoyment!

Store them in ziploc bags or baskets and pull them out when needed. So simple! Your teachers will love how easy it is to have an engaging learning session with so little work for them to do! And happy teachers are repeat teachers! **A full list of the games and the supplies needed to make them can be found in the "More Details" section of this chapter or in the Praise Factory Investigators Curriculum section online.**

Protect and Store It



This is a curriculum that keeps on giving, year after year. If you do a good job of storing the curriculum it will serve your church well and at little cost for many years. We store the resources for each unit in **manila envelopes and magazine storage boxes.**

Learn More



There are many more resources online that may help you customize the curriculum to fit your learning situation. These are listed online in the Praise Factory Resources section, as well as in the Getting Started Section.

Two you might especially want to look at are:

- **From the Ground Up** (Making a Great Start in Children's Ministry and with the Praise Factory Family of Curriculum)--(you've got this already. That's this book!)
- **Classroom Management Suggestions for Elementary School Age Children**

These are available for download or to order through amazon.com

See It in Action



visit us in
Washington,
D.C.

Three times a year (the third Saturday/Sunday of March, May and September), we hold a **free lunch, learn-and-look workshop and observation time here at Capitol Hill Baptist Church in Washington, D.C.**

On the Saturday, we gather for lunch and talk philosophy, child protection policy, encouraging parents, dealing with discipline issues, etc. and, of course, curriculum. After finishing up our group session, we are happy to talk to individual churches about their particular situation.

Then, on Sunday, we offer an opportunity to see Praise Factory Investigators as well as the other Praise Factory curriculum in action in our classes. The registration form for these workshops can be found on the Praise Factory website.

Session Prep (especially good for newbies!)

Pray!



Pray for the Holy Spirit to be at work in your heart and in the children's hearts.

Review



1. If new to the curriculum, look at the previous **Getting Started with Praise Factory Investigators section** (p.11 in each Core Curriculum book). It will be especially helpful to read through the Praise Factory Investigators section of **The Praise Factory Tour: Extended Version Book**. This will be a visual way to understand what goes on in the classroom.
2. Notice that there is only lesson plan used for all three lessons for each Bible Truth. That's because the basic Bible truths are the same. Stories, questions, and activities for each lesson are different, of course. These difference are clearly noted, as you can see if you look through the lesson plan.
3. Flip through the resources for a particular Bible Truth. The resources offered for every Bible Truth are always the same and they are always ordered in the same order.

Look through and Learn the Lesson



Read over **lesson plan**. Learn the flow of the lesson. Read through the key concepts. You might want to look at the Bible Truth Discussion Sheet, found with each session's activities. It takes the Bible Truth concept and breaks it down into discussion question format. Some of the questions and answers might be helpful to have in your head before teaching the concept to the children.

Let There Be Music



Download the music and listen to the songs. Choose which of the songs you will use with the children. Practice the sign language, if you are using it. If using live musicians, make sure they have the sheet music from the Praise Factory Investigators Unit songbook.

You've Got a Story to Tell!



1. Read the Bible verses and the story, itself. Pray!
2. Create story cue cards on index cards (or highlight text).
3. Practice telling story dramatically, timing your presentation Shorten, if necessary to fit your allotted time.
4. Decorate area with story props that help bring your story alive.

Prepare Any Activities



Choose the activities you want to use. Bear in mind your time frame as well as the developmental abilities and attention span of your children as you decide what/how many to prepare. Look over the Discussion Question Sheet that goes with each activity. Choose a few questions you might use to spark discussion with the children. Prepare any craft, snack or game for your class.

Let Them Take It with Them



Make copies of the take home sheet.

Store It



After your session is over, collect the resources and store them for future use. This curriculum can be used over and over for years to come.

Learning More about the Praise Factory Investigators, by Resource

The extra-depth information starts here! Follow along in the Core Curriculum, Songbook and Pronto Books for Unit 1 (or another unit) as you read below. **We will be describing curriculum elements in the order they appear in the lesson plan. But first, here's a reminder of how a Praise Factory Investigators session is structured:**

Session Format: Regular Classroom or Large Group/Small Group Format

The PFI curriculum can be used in a regular classroom setting, in which all the children participate in the same activities at the same time; or, in a large group/small group format, in which the children gather together for opening activities and the story, then split up into small groups, each with their own activity, and finally coming back together for each group to make a presentation to the other children (or to the parents) at the end of session. Small groups alternate to a different activity each lesson for variety. Each PFI session follows the same three-part format, as described here:

Session Overview

Each PFI session follows the same three-part format, as described here:

PART 1: GETTING STARTED

A time to welcome the children to the class, introduce the class rules and the "Big Question and Answer" (and related songs) of the theological theme they are studying.

PART 2: DIGGIN' DEEP DOWN

The Bible truth (and related songs) is introduced. The Case Questions are revealed, the Bible story told, then the Case Questions answered. The teacher closes with an ACTS prayer (A prayer including **A**doration, **C**onfession, **T**hanksgiving, and **S**upplication related to the Bible truth they are learning.)

PART 3: TAKING ACTION

The children participate in the response activities chosen for the day and (if desired), presenting what they've learned to each other or to parents at the end of the session. Teachers give out take home sheets as children are dismissed.

Session Length

The resources for each PFI session-- as described in the lesson plan--are designed for a 60 to 90 minutes session. However, they can be easily shaped for you to tailor them to fit a shorter or longer session.

PFI Activities with Descriptions *(in order of use in curriculum)*

PFI Activities, by Section

Ok, now let's look at all of the activities included in each Praise Factory Investigator session, in order of use. You can, of course, choose which ones you want to include (or not include) in your own classroom.

Remember! Get out your resources and follow along!

PART ONE: Getting Started (Welcome and Opening Songs)

A time to welcome the children to the class, introduce the class rules and the Big Question and Answer (and related songs) of the theological theme they are studying.



Welcome to Praise Factory: PFI: Praise Factory Investigators Theme Song

PFI begins with the **Praise Factory Investigators Theme Song**--a detective-sounding song that introduces the idea of digging down in the truths of God's Word for answers to our Big Questions about God. Found on the PFI Unit Songs along with all the other songs. These songs are all downloadable off of the Praise Factory website.



Rules to Help Us Worship God and Love One Another:

The WoGoLOA Classroom Rules Song

WoGoLOA stands for Worship God and Love One Another--the two things we hope to help the children do during the PFI session. This song reminds the children of ways they can act to help all worship God and love one another. *(PFI Unit Songs)*



Big Question Under Investigation: Big Question & Answer and Songs

The Big Question and Answer for the unit (theological theme) are introduced. There are two Big Question songs to help the children remember the Big Question and Answer and what it means. The Big Q & A song is an adapted familiar nursery song/folk song which simply states the Big Question under Investigation and its answer. The Big Question Song is a new song especially written to help the children remember not just the Big Question and Answer, but what it means. *(PFI Unit Songs)*









Big Question Bible Verse: Bible Verse and Song

Each unit has a Bible verse that is central to the theological theme. This verse has been set to music to help the children remember it. *(PFI Unit Songs)*

PFI Activities with Descriptions *(in order of use in curriculum)*

PART TWO: Digging Deep Down (Key Bible Truth Concepts and Story)

With the unit's theological theme introduced, the session now turns to digging deeper down into the theological theme by looking at one particular aspect (Bible Truth) of the theme.

	<p>Bible Truth: Each unit has from three to fourteen Bible Truths. Each Bible truth is studied for three lessons. There are 104 Bible Truths in the whole curriculum.</p>
	<p>Bible Truth Hymn: One or more verses of a hymn that tie into the Bible Truth can be introduced at this point in the session. It also is offered in Part Three as a response activity with a complete set of discussion questions, sign language and a song game. <i>(PFI Unit Songs)</i></p>
	<p>Bible Truth Bible Verse: Each Bible Truth has a Bible verse that is central to the concept. This verse has been set to music to help the children remember it. The song can be introduced now, but it also offered in Part Three as a response activity with a complete set of discussion questions, sign language and a song game. <i>(PFI Unit Songs)</i></p>
	<p>Extra Bible Truth Bible Verse Song: Sometimes an extra Bible verse song is suggested. The words for this song are included in the response activities along with sign language. It can be used here or as a response activity. <i>(PFI Unit Songs)</i></p>
	<p>Bible Truth Story: (Old Testament, New Testament, or Story of the Saints) There is an Old Testament, New Testament and Story of the Saints story for each Bible Truth. The Old Testament or the New Testament story leads, followed by the Story of the Saints, then ending with the story from the other Testament. In keeping with the detective feel of PFI, each story is called a case and is introduced with two questions for the children to solve as they listen to the story. After the story is read, the teacher asks the children again and together they solve the case.</p>
	<p>Part Two: Digging Deep Down ends with prayer and dismissal to response activities.</p>

PFI Activities with Descriptions *(in order of use in curriculum)*

PART THREE: Taking Action (Response Activities to Choose from)

The children participate in the response activities chosen for the lesson; and (if desired), present what they've learned to each other or to parents at the end of the session. There are eleven different activities from which to choose. How many a teacher uses depends upon how much time you have and on whether you choose for everyone to do the same activities or whether you will split up into small groups and each do a different activity. A description of each activity follows.



Snack (and Discussion Planner):

A snack that includes food mentioned in the story or looks like something from the story, along with a description of how it ties into the story. Always feel free to modify the snack, being sensitive to food allergies. The snack sheet also includes a discussion planner to write down the questions you want to ask the children as they enjoy their snack. A question about the snack is included as the first discussion question.



ACTS Prayer:

In Praise Factory, the children learn the "ACTS" format of prayer. "A" is for Adoration (Praising God for who He is); "C" is for Confession (Saying sorry to God and turning from our sins); "T" is for Thanksgiving (Thanking God for His provisions); and, "S" is for Supplication (Asking God to supply our specific needs). Try to at least weave the Big Idea/Scripture Verse into A, C, T, or S, if not all four. Suggested ACTS applications for each Bible Truth are included on the ACTS prayer sheet.

Younger children can usually think up at least a related "Adoration" and a "Thanksgiving" related to the Bible Truth, while older children can usually think up a connection to all four. This is a wonderful way for them to expand their understanding of who God is, who we are as sinners, what we can thank God for and what we should ask of Him. It is also of great benefit to families who can easily apply this format to their own family devotions and prayer times.



Story Review and Game:

This activity includes discussion questions to understand and a game to reinforce the story.

End of session presentation option: Have children read some of their discussion questions for the other children to answer.









Bible Truth Review and Game:

This activity includes discussion questions to understand and a game to reinforce the Bible Truth.



End of session presentation option: Have children read some of their discussion questions for the other children to answer.

PFI Activities with Descriptions *(in order of use in curriculum)*

	<p>Bible Truth Hymn: This activity is one or more verses from a hymn which relates to the Bible Truth being learned. It includes discussion question for understanding the hymn, sign language of key words, and a song game that can be used with the song and the sign language. The audio and sheet music is available for download on the Praise Factory website.</p> <p><i>End of session presentation option:</i> Have children sing and sign their song and teach it to the other children.</p>
	<p>Bible Verse Review and Game: This activity includes discussion questions to understand and a game to reinforce the Bible Verse.</p> <p><i>End of session presentation option:</i> Have children read some of their discussion questions for the other children to answer.</p>
	<p>Bible Verse Song: Every PFI Bible verse has been set to music. This song can be used along with the Bible Verse Review discussion questions, listed in the previous activity. Sign language of key words and a song game that can be used with the song and the sign language are also included. The audio and sheet music is also available on the website for download.</p> <p><i>End of session presentation option:</i> Have children sing and sign their song and teach it to the other children.</p>
	<p>Case RePlay, Jr: Drama Activity for Youngest Children (children do same story actions together)</p> <p>This is a simpler drama activity in which the teacher leads all the children in doing the same actions as she retells the story.</p> <p><i>End of session presentation option:</i> Have the children act out the story for the others to watch.</p>
	<p>Case RePlay, Sr: Drama Activity for Most Children (children re-tell story with individual parts)</p> <p>This is a more involved drama activity in which each child acts out a particular role as the teacher retells the story.</p> <p><i>End of session presentation option:</i> Have the children act out the story for the others to watch.</p>
	<p>Craft: This craft activity includes discussion questions to help the children understand the significance of what they are making.</p> <p><i>End of session presentation option:</i> Have children read some of their discussion questions for the other children to answer.</p>

PFI Activities with Descriptions *(in order of use in curriculum)*



VIPP (Very Important Prayer Person) Prayer Time, Coloring Sheets and Game

VIPP stands for Very Important Prayer Person. The VIPP Group learns about a VIPP—a Very Important Prayer Person—from your church. This activity really has nothing to do with the Bible Truth or the story. Instead, it is an opportunity to help the children know more about and pray for church leaders and missionaries. VIPPs should include elders, deacons, supported workers, and church staff. However, your church may not have many VIPPs of this kind. Feel free to use special volunteers (such as Sunday School teachers or the pianist) and other regular church members as VIPPs. It never hurts for children to get to know everyone in their church and pray for them! There is a fill-in-the-blank questionnaire that you can use to get information about the VIPP to share with the children. Or, you also can invite the VIPP to the class. There is a game and a set of coloring sheets (called Clue Cards) that you can use to help the children remember what they've learned about the VIPP. This activity ends with praying for the VIPP. The coloring sheets are set up as a take-home activity that they can use to teach and pray with their parents for the VIPP.

End of session presentation option: Have children tell about the VIPP and lead the class in praying for him (kids or the teacher can pray, as desired.)

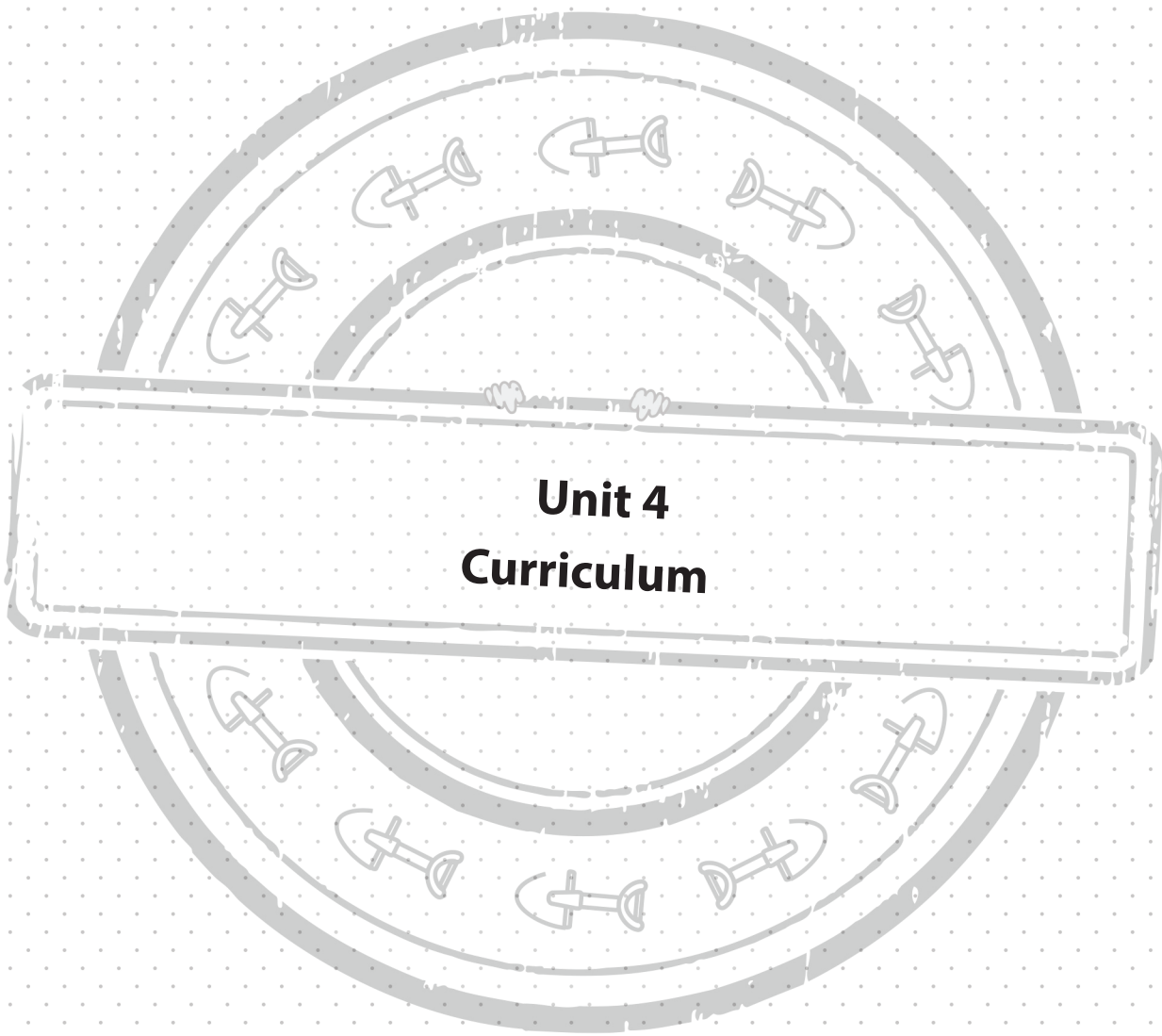
TAKING IT HOME: The PFI Pronto



A take home booklet, called the PFI Pronto, is available for each lesson. It includes the key concepts, lyrics and track numbers for the songs, the story, and a few review questions is available online with the Praise Factory resources.

MAKING THE CURRICULUM WORK FOR YOU

Any curriculum is at best just a beginning for making a good fit with your teachers and children. The sooner you can think of its resources as tools in your toolbox and less like an immovable structure, the better. There are so many resources available with this curriculum that it leaves you with many options besides what is laid out in the lesson plans. Take the lesson plans and a big, red marker and start crossing out or shifting around activities. Think about what your children and teachers are used to already and what works well. If possible, you might want to try to make these resources fit into that format before you try to change everything. Some use the PFI curriculum just as Sunday School or children's church materials. Others use part of the resources during Sunday morning classes and use the other resources in the same lesson in the Sunday evening program. Still others use it for Vacation Bible School. No doubt you will come up with yet other uses.



Unit 4
Curriculum

UNIT OVERVIEW

God made us. He wants us to know what He is like so we can know Him, enjoy Him, love Him and glorify Him. We don't have to figure out what God is like by ourselves. We couldn't do that. So God shows us what He's like. In this unit we will learn five ways God does this.

UNIT BIBLE VERSE: 1 Kings 8:23 NIV 1984

"O LORD, there is no God like you."

BIG QUESTION UNDER INVESTIGATION: How Should God's People Live?

ANSWER: They Should Live Like Jesus...

BIBLE TRUTH 1: The LORD Is a Glorious Spirit

The Case of the Strange Sightings *Exodus 33:12 OT*

The Case of the Hidden Help *Story of the Saints*

The Case of the Thirsty Woman *John 4:1-32 NT*

Bible Verse: John 4:24 NIV 1984

BIBLE TRUTH 2: The LORD Is the One, True God

The Case of the Heavenly Showdown *Exodus 3-12,15; Acts 9:17 OT*

The Case of the Curious Children *Story of the Saints*

The Case of the Troublesome Tentmaker *Acts 19:23-20:1; Ephesians; Revelation 2 NT*

BIBLE TRUTH 3: The LORD Is One God, Yet Three Persons: Father, Son and Holy Spirit

The Case of the Perfect Wonderfulness

Genesis 1-3; John 1:1-3,14,17; Philippians 2:6-11; Colossians 1:15-17; Hebrews 1,12; Revelation 22 OT

The Case of the Fire Fighter *Story of the Saints*

The Case of the Singular Son *Matthew 3; Mark 1; Luke 3: John 2 NT*

Bible Verse: 2 Corinthians 13:14 NIV 1984 Bible Verse: Psalm 86:8-10 NIV 1984

BIBLE TRUTH 4: The LORD Is Everywhere, All the Time

The Case of the Worshipful Wife-picker *Genesis 24 OT*

The Case of the Stony Speech *Story of the Saints*

The Case of the Not-So-Abandoned Ship *Acts 27 NT*

Bible Verse: Psalm 139:7-10 NIV 1984

BIBLE TRUTH 5: The LORD Knows Everything There Is to Know

The Case of the Impossible Answer *Daniel 1-2 OT*

The Case of the Million Mile Man *Story of the Saints*

The Case of the Rich Basilikos *John 2, 4:44-65 NT*

Bible Verse: Daniel 2:20-22 NIV 1984

BIBLE TRUTH 6: The LORD Is Holy

The Case of the Flopped Fish God *1 Samuel 4-7 OT*

The Case of the Merciful Message *Story of the Saints*

The Case of the Very Vivid Vision *Revelation 1-7 NT*

Bible Verse: Isaiah 6:1-3 NIV 1984

BIBLE TRUTH 7: The LORD Is Omnipotent

The Case of the Brave Beauty *Esther 1-9 OT*

The Case of the Heavenly Hopeful Boy *Story of the Saints*

The Case of the Commander-in-Chief *Matthew 8:5-13; Luke 7:1-10 NT*

Bible Verse: Psalm 135:5-6 NIV 1984

BIBLE TRUTH 8: The LORD Is Faithful

The Case of the Difficulty Destroyer *Numbers 13:28-14:10; Joshua 1-4 OT*

The Case of the Persistent Prayer *Story of the Saints*

The Case of the Snake Shaker *Acts 27-28; Romans 1:8-13 NT*

Bible Verse: Psalm 145:13,18-19 NIV 1984

BIBLE TRUTH 9: The LORD's Names Tell Us about Him

The Case of the Unknown Name *Genesis 22; Exodus 2-5,12:31 OT*

The Case of the Name above the Nats *Story of the Saints*

The Case of the Heavenly Light *Matthew 1,12; Mark 3; Luke 1-2,8; John 7,8;12-59;*

Acts 1:14; 1 Corinthians 15:7 NT

Bible Verse: Deuteronomy 32:3-4 NIV 1984

PFI NIV SONGS 4 TRACK NUMBERS

This is a listing of all songs mentioned in the unit curriculum. You may or may not choose to use all of the songs. They are listed in easy-reference order--NOT in the order used in the curriculum. You may choose to simply burn a CD/load them onto an mp3 device in this order. Or, you may want to do what we do: choose the songs we want to use and create a playlist of them in that order. Then, we burn a CD/upload the playlist onto an mp3 device. A teacher only has to click forward to the next song, instead of hunting for the right track. The track number have been included as part of the title of each song, teachers will still have a reference to the track number listed in the curriculum (same as those listed below), even if you change the order on your customized playlist.

- 1 PFI Theme Song
- 2 WoGoLOA Rules Song

UNIT 4: THE GOD LIKE NONE OTHER

- 3 Big Q & A 4 Song
- 4 Big Question 4 Song: Can Anybody Tell Me What the LORD Is Like?
- 5 Inspector Graff's Rap: The ABC's of God
- 6 Unit 4 Bible Verse: O, O LORD 1 Kings 8:23, NIV 1984

Bible Truth 1: God is a Glorious Spirit

- 7 Hymn: O Worship the King, v.1
- 8 Bible Verse: God Is Spirit John 4:24, NIV 1984

Bible Truth 2: The LORD is the Only True God

- 9 Hymn: Holy, Holy, Holy, v. 3
- 10 Bible Verse: There Is None Like You Psalm 86:8-10, NIV 1984

Bible Truth3: The LORD is One God, Yet 3 Persons: Father, Son and Holy Spirit

- 16 Hymn: Holy, Holy, Holy, v.1
- 17 Bible Verse: May the Grace 2 Corinthians 13:14, NIV 1984

Bible Truth 4: The LORD is Everywhere, All the Time

- 11 Hymn: God Is Working His Purpose Out, v.1
- 12 Bible Verse: Where Can I Go? Psalm 139:7-10, NIV 1984
- 13 *Extra Bible Verse: From Heaven the LORD Looks Down Psalm 33:13-14, NIV 1984*

Bible Truth 5: The LORD Knows Everything There Is to Know

- 14 Hymn: Immortal, Invisible, v.1
- 15 Bible Verse: Praise Be to the Name of God Daniel 2:20-22, NIV 1984

Bible Truth 6: The LORD is Holy

- 18 Hymn: Holy, Holy, Holy, v.2
- 19 Hymn: Holy, Holy, Holy, v.3
- 20 Bible Verse: I Saw the LORD Isaiah 6:1-3, NIV 1984

Bible Truth 7: The LORD is Omnipotent

- 21 Hymn: This is My Father's World, v.3
- 22 Bible Verse: I Know that the LORD Is Great Psalm 135:5-6, NIV 1984

Bible Truth 8: The LORD is Faithful


- 23 Hymn: Day by Day, v.1
- 24 Bible Verse: Faithful, He Is Faithful Psalm 145:13,18,19, NIV 1984

Bible Truth 9: The LORD's Names Tell Us about Him

- 25 Hymn: O How I Love Jesus, v.1
- 26 Bible Verse: I Will Proclaim Deuteronomy 32:3-4, NIV 1984

Why the Extra Songs?

PFI is a curriculum used by a wide age-span of kids. Sometimes one of the other songs is a better fit for your kids. Or, you may simply want to teach them more songs on the same Bible Truth. Use as many or as few as you want.



BIBLE TRUTH 6 OVERVIEW

Unit 4: The God Like None Other

Big Question and Answer: "Can Anybody Tell Me What the LORD Is Like? He's Not Like Anyone Else!"

Bible Verse: "O LORD, there is no God like you." 1 King 8:23

Bible Truth 6 Concept: The LORD Is Holy

God is holy. He set apart from everything and everyone else. He is good and He is great. He never sins in anything He thinks, says, does or plans. Because He is holy, He hates sin. Sin is rebelling against God and His good ways. God is so holy that nothing sinful can come into His presence.

We are all sinners, so how can we ever become God's people? It is only because of Jesus, the holy Son of God. Jesus came to earth and lived a perfect life. He chose to die on the cross to pay for the sins of God's people. He suffered the full punishment for their sins, exchanging their un-holiness (sinfulness) for His perfect holiness. Now all who repent of their sins and trust in Jesus as their Savior are saved. They get to know God and will one day live in His holy presence forever.

God calls His people to live for Him by being holy as He is holy. He wants them to reflect the way He is. God's Holy Spirit helps them do this. He lives in their hearts and helps them to love God and obey Him. God's people will always struggle with sin while they live here on earth. But one day, they will live with their wonderful God in heaven, perfectly good and holy, changed by Him to never sin again! How wonderful that will be!

Bible Truth 6 Bible Verse

Meditation Version: Isaiah 6:1-3

"I saw the LORD seated on a throne, high and exalted, and the train of His robe filled the temple. Above him were seraphs, each with six wings...and they were calling to one another: 'Holy, holy, holy is the LORD Almighty; the whole earth is full of his glory!'"

Alternate Memory Version: Isaiah 6:3

"Holy, holy, holy is the LORD Almighty; the whole earth is full of his glory!"

Bible Truth 6 ACTS Prayer

- A** God, we praise You for being holy: perfectly good and so very great! You are without sin!
- C** God, we confess that we are not holy. We choose to rebel against You in so many ways. We like to do things our way, doubting that Your way is best. We need a Savior!
- T** Thank You, God for sending Jesus to die as the perfect payment for the sins of all who would ever repent and trust in Him as their Savior. He made the way for sinful people to become God's holy people.
- S** God, work in our hearts. Help us to turn away from our sins and trust in Jesus as our Savior. Help us to be holy --knowing You, loving You and obeying You with our whole life.

Bible Truth 6 Stories

Lesson 1: The Case of the Flopped Fish God (Old Testament)

1 Samuel 4-7

Lesson 2: The Case of the Remarkably Merciful Message (Story of the Saints)

Lesson 3: The Case of the Very, Vivid Vision (New Testament)

Revelation 1-7

1. GETTING STARTED: Welcome and Opening Songs (*introduce unit and get kids moving with these songs*)

<p>Welcome</p>	<p>“Welcome to Praise Factory. We’re so glad you’ve joined us! Here at the PFI, we’re investigators. (That’s what the “I” stands for!) Investigators look for answers to questions. In PFI, we look for answers to big questions about God. We dig deep down in the truths of God’s Word to find them.”</p>
<p>Praise Factory Theme Song</p>	<p>“Let’s sing our Praise Factory Investigator’s theme song.”</p> <p>PFI: Praise Factory Investigators <i>PFI NIV Songs 4, Track 1</i></p> <p>We’re PFI: Praise Factory Investigators, Diggin’ deep down for truths in God’s Word, That’s PFI: Praise Factory Investigators, Diggin’ deep down for truths in God’s Word, We’re looking for answers to very big questions, Big questions about God, If you’re looking for answers to very big questions ‘bout God, come along, Join PFI: Praise Factory Investigators, Diggin’ deep down for truths in God’s Word, That’s PFI: Praise Factory Investigators, Diggin’ deep down for truths in God’s Word. Deep down, diggin’ down, Let’s go diggin’ down, Deep down, diggin’ down, ‘Til answers to all our Big Questions we’ve found. We’re PFI: Praise Factory Investigators, Diggin’ deep down for truths in God’s Word, That’s PFI: Praise Factory Investigators, Diggin’ deep down for truths in God’s Word.</p>
<p>Classroom Rules Song</p>	<p>An important part of Praise Factory is helping us worship God and love one another. Our WoGoLOA song reminds us how we should act. Let’s sing it.”</p> <p>WoGoLOA Rules Song <i>PFI NIV Songs 4, Track 2</i></p> <p>Refrain: WoGoLOA means “Worship God and love one another,” WoGoLOA means “Worship God and love one another.”</p> <p>WoGo means “Worship God.” Sound off, 1,2,3, Joyfully take part, Listen to others, Obey your teachers. (<i>Refrain</i>)</p> <p>LOA means “Love One Another.” Sound off, 1,2,3, Be kind, Be encouraging, Help others, help others. (<i>Refrain twice</i>)</p>

1. GETTING STARTED, continued

Opening Prayer	"Let's ask God to help us obey these rules, and to help us worship Him and love one another as we learn more about Him today. Let's pray." <i>Pray.</i>
Big Question Under Investigation:	<p>"Now it's time to turn to today's Big Question Under Investigation.</p> <p>It's: Can Anybody Tell Me What the LORD Is Like?</p> <p>"There are many gods that people worship, but none are like the LORD. He is the one, true God. He's not like anyone else! He's always been alive--and He will never die. He's completely good and loving. He's all-powerful and all-wise. And that's just the beginning of what the LORD is like. He is so great! There will always be more of Him to know.</p> <p>So the answer to our Big Question, 'Can Anybody Tell Me What the LORD Is Like?' is: He's Not Like Anyone Else!</p>
Big Question 4 and Songs	<p>"Let's sing our Big Question Song(s): <i>choose one or both</i></p> <p>Big Q & A 4 Song <i>PFI NIV Songs 4, Track 3</i> <i>(adapted version of "Have You Ever Seen a Lassie?")</i> Can anybody tell me, Tell me, tell me, Can anybody tell me, What the LORD is like? He's not like anyone else, Anyone else, anyone else, He's not like anyone else, That's what the LORD is like.</p> <p>Big Question 4 Song: Tell Me <i>PFI NIV Songs 4, Track 4</i> <i>Refrain:</i> Tell me, can anybody tell me, Tell me, what the LORD is like? Tell me, can anybody tell me, Tell me, what the LORD is like? He's not like anyone else, He's not like anyone else, He's not like anyone else, He's not like anyone else,</p> <p>He's Omniscient! <i>(He knows all things)</i> Omnipresent! <i>(He's everywhere you can be)</i> Omni-benevolent! <i>(He's always good!)</i> and Omnipotent! <i>(He can do all things!)</i> <i>Refrain</i></p> <p>He's Immutable! <i>(He never changes!)</i> He's Infallible! <i>(He makes no mistakes!)</i> He's Infinite! <i>(There's always more of Him to know!)</i> And purely Righteous! <i>(He has no sin! Not even a teeny, tiny speck!)</i> <i>Refrain</i></p> <p><i>You may also enjoy singing Inspector Graff's ABC's of God</i> <i>PFI NIV Songs 4, Track 5</i></p>

1. GETTING STARTED, continued**Unit 4
Bible Verse**

"How do I know this is true? The Bible tells me so!

1 Kings 8:23 tells us: "O LORD there is no God like you."

Big Question 4 Bible Verse Song*PFI NIV Songs 4, Track 6***O, O LORD: 1 Kings 8:23**

O, O LORD, there is no, no God like You,

O, O LORD, there is no God like You!

O, O LORD, there is no, no God like You,

O, O LORD, there is no God like You!

First Kings Eight, twenty-three.

"There may be many gods that people worship, but none is like the LORD. Why? Because He is the one, true God."

2. DIGGING DEEP DOWN: Key Concept and Story (*introduce the Bible Truth and tell the related story*)**Bible Truth 6**

"It's time for us to dig down deeper for answers to our Big Question. We're learning **NINE** Bible Truths that all tell us something about what the LORD is like. Can you tell me which ones we have already learned? (The LORD Is a Glorious Spirit; The LORD Is the Only, True God; the LORD is Everywhere, All the Time; the LORD Knows Everything There Is to Know; The LORD Is Three Persons, But Just One God--Father, Son and Holy Spirit.)

The Bible Truth we are going to be thinking about today is:

The LORD Is Holy.

God is holy. He is good and He is great. He never sins in anything He thinks, says, does or plans. Because He is holy, He hates sin. Sin is rebelling against God and His good ways. God is so holy that nothing sinful can come into His presence.

We are all sinners, so how can we ever become God's people? It is only because of Jesus, the holy Son of God. Jesus came to earth and lived a perfect life. He chose to die on the cross to pay for the sins of God's people. He suffered the full punishment for their sins, exchanging their un-holiness (sinfulness) for His perfect holiness. Now all who repent of their sins and trust in Jesus as their Savior are saved. They get to know God and will one day live in His holy presence forever.

God calls His people to live for Him by being holy as He is holy. He wants them to reflect the way He is. God's Holy Spirit helps them do this. He lives in their hearts and helps them to love God and obey Him. God's people will always struggle with sin while they live here on earth. But one day, they will live with their wonderful God in heaven, perfectly good and holy, changed by Him to never sin again! How wonderful that will be!

2. DIGGING DEEP DOWN, continued

Bible Truth 6 Hymn	<p>"Long ago, a man named Reginald Heber was thinking about this Bible truth, too. He wrote the words to a hymn called "Holy, Holy, Holy." We're going to learn some verses from it.</p>
	<p>Holy, Holy, Holy <i>PFI NIV Songs 4, Tracks 18, 19</i> Verse 2 Holy, holy, holy! All the saints adore Thee, Casting down their golden crowns, Around the glassy sea; Cherubim and seraphim, Falling down before Thee, Who wert, and art, And evermore shall be.</p> <p>Verse 3 Holy, holy, holy! Tho' the darkness hide Thee, Tho' the eye of sinful man Thy glory may not see; Only Thou art holy; There is none beside Thee, perfect in pow'r, In love and purity.</p>
	<p>This song is a picture of God in His splendid holiness in heaven. One day, God's people will come before Him and at last see Him upon His throne in His perfect holiness, just as this song describes.</p>
Bible Truth 6 Bible Verse and Song	<p>"The Bible verse we are going to be digging down into for this Bible Truth is:</p> <p>Isaiah 6:1-3 "I saw the LORD seated on a throne, high and exalted, and the train of His robe filled the temple. Above him were seraphs, each with six wings... and they were calling to one another: 'Holy, holy, holy is the LORD Almighty; the whole earth is full of his glory!'"</p> <p>These verses are a picture of God's holiness. The LORD is so high and exalted because of His perfect holiness and He is to be worshiped. He is so holy that the seraphs repeat to each other how holy He is. He is so holy that even the whole earth is filled with the glory of His holiness."</p> <p>We've said our Bible verse, now let's sing it!</p> <p>I Saw the LORD <i>PFI NIV Songs 4, Track 20</i> I saw the LORD, Seated on a throne, High and exalted, Seated on a throne, Above Him were seraphs, Each with six wings, They were calling to one another, "Holy is the LORD, Holy, holy, holy is the LORD. Holy, holy, holy is the LORD." Isaiah Six, one through three.</p>

2. DIGGING DEEP DOWN, continued**LESSON 1 STORY****Old Testament Story:****The Case of the Fish God Who Flopped**

1 Samuel 4-7

"Now it's time for today's story called: **The Case of the Fish God Who Flopped.**

As you listen to the story, see if you can figure out:

- 1. Who was the Fish God? Why did the Fish God seem to win at first?**
- 2. Who made him flop? How? What did the Philistines and the Israelites come to see about the LORD?**

(If desired, write these questions on a sheet of paper to refer to when the story is finished.)

Read story.

After reading story, ask for the children's answers to the questions.

1. Who was the Fish God? Why did the Fish God seem to win at first? Dagon. Because the Philistines defeated the Israelites in battle and Dagon was their god.

2. Who made him flop? How? What did the Philistines and the Israelites come to see about the LORD? The LORD. By making his statue fall down and worship Him in his temple. By bringing sickness upon the Philistines in the cities that kept the Ark of the Covenant. That He is holy and is the one, true God.

Close in prayer. (prayer suggestions included at end of story)

LESSON 2 STORY**Story of the Saints:****The Case of the Remarkably Merciful Message**

"Now it's time for today's story called: **The Case of the Remarkably Merciful Message.**

As you listen to the story, see if you can figure out:

- 1. What was the Merciful Message? Who came to believe it?**
- 2. What was so remarkable about how merciful it was?**

(If desired, write these questions on a sheet of paper to refer to when the story is finished.)

Read story.

After reading story, ask for the children's answers to the questions.

1. What was the Merciful Message? Who came to believe it? That the Lord, though He is perfectly holy, loved us so much that He sent His Son Jesus to take the punishment for all who turn from their sins and trust in Jesus. Through Him, we have forgiveness of sins and eternal life.

2. What was so remarkable about how merciful it was? Because it came from God, who is holy, and was made to sinners who deserved His punishment, not His mercy.

Close in prayer.

2. DIGGING DEEP DOWN, continued**LESSON 3****New Testament Story:****The Case of the Very, Vivid Vision**
Revelation 1-7

"Now it's time for today's story called: **The Case of the Very, Vivid Vision.**

As you listen to the story, see if you can figure out:

- 1. Who got to see the vision? Who was he supposed to share the vision with?**
- 2. Why did these people need encouraging? What about God did they find encouraging?**

(If desired, write these questions on a sheet of paper to refer to when the story is finished.)

Read story.

After reading story, ask for the children's answers to the questions.

- 1. Who got to see the vision? Who was he supposed to share the vision with?**

The apostle John. The Christians in the seven churches of Turkey.

- 2. Why did these people need encouraging? What about God did they find encouraging?** They were being terribly persecuted by the Romans for their faith in Jesus. That He was holy and one day would bring justice. He would take them home to live with Him in heaven. He would do away with sin, suffering and death forever.

Close in prayer. (prayer suggestions included at end of story)

3. TAKING ACTION: Response Activities *(choose from among these activities)***Response Activities**

- **ACTS Prayer Activity:** Add your own prayer requests to the ACTS prayer
- **Sneaky Snack:** Story-related snack
- **Bible Truth Review Activity:** Game with questions related to the Bible Truth
- **Bible Truth Hymn:** Music activities to learn a portion of a Bible Truth-related hymn
- **Bible Verse Review Activity:** Game with questions related to Bible Truth Bible verse
- **Bible Verse Song:** Music activities to learn the Bible Verse song
- **Story Review Activity:** Game with questions related to the Bible Truth and Case
- **Case RePlay, Jr. and Sr.:** Two drama activities that review the story: one for younger children, one for older children.
- **Craft:** Story-related craft
- **VIPP (Very Important Prayer Person):** Game and a coloring activity to help children learn about people in your church and how to pray for them.

(VIP resources: found online or at back of this book)

4. TAKING IT TO OTHERS *Optional presentations for the last few minutes of class***Presenting to Other Children**

If you split the children into different response activities, you can gather the children together again and have each small group make presentations to show the other children what they learned. Presentation ideas are included in the resources for each activity.

Presenting to Parents

If you keep your children together for response activities, you can have them make a presentation of something they have learned to their parents when they come to pick them up from class. Presentation ideas are included in the resources for each activity.

5. TAKING IT HOME *(Take Home Sheet)***PFI Pronto**

Give out the PFI Pronto for the case story as well as any other materials as the children are dismissed.

BIBLE TRUTH 6, LESSON 1: PLANNER/OVERVIEW

GETTING STARTED: Welcome and Opening Songs (*introduce unit and get kids moving with these songs*)

Welcome to Praise Factory: PFI: Praise Factory Investigators Theme Song *PFI NIV Songs 4 CD, Track 1*

Rules to Help Us Worship God and Love Others: WoGoLOA Classroom Rules Song
PFI NIV Songs 4 CD, Track 2

Big Question Under Investigation: Big Question 4 Songs *PFI NIV Songs 4 CD, Tracks 3,4*
(*Extra Song: Inspector Graff's Rap: The ABC's of God PFI NIV Songs 4, Track 5*)

Big Question Bible Verse: 1 Kings 8:23 Song *PFI NIV Songs 4 CD, Track 6*

DIGGING DEEP DOWN: Key Concept and Story (*introduce the Bible Truth and tell the related story*)

Bible Truth 6: The LORD Is Holy

Bible Truth Hymn: Holy, Holy, Holy *PFI NIV Songs 4, Tracks 18,19*

Bible Verse: Isaiah 6:1-3

Bible Verse Song: I Saw the LORD *PFI NIV Songs 4, Track 20*

Lesson 1 Old Testament Story: The Case of the Flopped Fish God
Daniel 1-2

TAKING ACTION: Response Activities (*choose from among these activities*)

Snack and Discussion Planner: Ark of the Covenant...with Tumors and Rats

ACTS Prayer: Prayer Sheet

Bible Truth Review: Discussion Questions and Game: Omit! Obey!

Bible Truth Hymn: Holy, Holy, Holy *PFI NIV Songs 4, Tracks 18,19*
Song, Sign Language and Song Game: Pass the Secret Sign **PFI NIV Songs 4 BOOK or ONLINE**

Bible Verse Review: Isaiah 6:1-3 Discussion Sheet and Game: Simon Says How

Bible Verse Song: I Saw the LORD Isaiah 6:1-3 *PFI NIV Songs 4, Track 20*
Song, Sign Language and Song Game: Mimic Me! **PFI NIV Songs 4 BOOK or ONLINE**

Story Review: Discussion Questions and Game: Spoon and Ball Relay

Story Review: Discussion Questions and Game: Secret Agent

Case Replay, Jr: Drama Activity for Youngest Children (children do same story actions together)

Case Replay, Sr: Drama Activity for Most Children (children re-tell story with individual parts)

Craft: The Ark of the Covenant

VIPP (Very Important Prayer Person) Prayer Time: Coloring Sheets (back of book); Game: Mix and Match

TAKING IT HOME: Take Home Sheet for Review and Family Devotions

PFI Pronto: Bible Truth 6, Lesson 1 **PFI NIV Prontos 4 BOOK or ONLINE**

The Case of the Fish God Who Flopped 1 Samuel 4-7

by Connie Dever

Our story is called:**The Case of the Fish God Who Flopped.****As you listen to the story, see if you can figure out:**

1. Who was the Fish God? Why did the Fish God seem to win at first?
2. Who made him flop? How? What did the Philistines and the Israelites come to see about the LORD?

This is an Old Testament story. It takes place about 1000 years before Jesus lived on earth.

What troublesome neighbors were the Philistines! For many years, they had been some of the Sea Peoples who raided ships on the Mediterranean Sea. Then they settled down on a little strip of land on the coast, right next to Israel, bringing their gods and pirating ways with them.

Both the Philistine's habit of raiding others soon became a big deal to the people of Israel. The Philistine land quickly became overcrowded and its five, big cities--Ekron, Ashdod, Ashkelon, Gath and Gaza--were full to bursting! So what did these pirate-y people do? Make plans to steal land from their neighbor, Israel.

And who would the Philistines depend on to give them victory? Their gods, especially Dagon. Dagon was their god of good crops and rain. In other words, he was the god who brought them all the good stuff! He looked like a man from the waist up, but had the fins and tail of a fish from the waist down. What a funny looking god!

But as funny as Dagon may have looked, it under his banner that the Philistine army swooped into Israel to take some more land. The soldiers of Israel came out to meet them. How very different the two armies looked! The Philistines had strong armor, but the Israelites had none. The Philistines stood under the banner of their god, Dagon, but the Israelites had nothing to represent their god. The Philistines didn't think things looked good for the Israelites, especially without a token of the LORD. Most people believed that the gods fought in heaven while the soldiers fought on earth. If your god was to fight for you, then you had to have a token of him with your army. Dagon was sure to beat the LORD.

But the Israelites weren't worried. God's laws told

them to make no images or tokens for Him. They were confident the LORD would easily defeat Dagon in heaven as well as the Philistines' army there on earth. After all, the LORD was the one, true God who created both heaven and earth.

But, to the Israelites' shock, the LORD did not bring them victory! The Philistines killed four thousand of their men and won some Israelite land. Loudly they shouted, "Praise Dagon! He is stronger than the LORD! He has given us victory over Israel today!"

"Why did the LORD let us be defeated," the Israelite leaders wondered. If they had asked the prophet, Samuel, they would have known the answer. "The LORD is holy," Samuel would have told them. "He is set apart from everything else, in perfectly pure goodness and love. Nothing sinful can stand in His presence. He calls His people to be holy, too," he would have reminded them. "You've been worshiping the fake gods, Ashoreth and Baal as well as the LORD. Even the LORD's priests do sinful things with the offerings that are offered to Him. The LORD is holy. He will not put up with this! He won't go out with you to battle until you worship Him in holiness as He has told you to!" he would have said.

But the Israelite leaders didn't even think of asking Samuel. Instead, they came up with their own idea: "The LORD wasn't with us because we went out to battle without a token of Him, like the Philistines do of Dagon. Let's get the Ark of the Covenant in the Tabernacle. The LORD is supposed to especially dwell with His people over the Ark. If we bring it here, then He will be with us and help us!" they thought.

What a terrible idea! Had the Israelites really forgotten

Story-telling Tips

Ahead of time:

1. Read the Bible verses and story. Pray!
2. Create story cue cards on index cards (or highlight text).
3. Practice telling story dramatically, timing your presentation. Shorten, if necessary to fit your allotted time.
4. Decorate area with story props that help bring your story alive.

During your presentation:

1. Maintain as much eye contact as possible as you tell the story. Point to/use props at important points in the story. Include the kids in your story with a few questions about what they think will happen or words/concepts that might be new to them.
2. Watch the kids for signs that their attention span has been reached. Shorten, if necessary.

ten the special laws about the Ark? The LORD had told them that Ark was so holy that no one was supposed to even look at it—not even the priests! To misuse the Ark in any way meant God’s certain punishment!

The Israelites went out to fight the Philistines again, sure that the LORD would fight for them now; but of course, He didn’t! He was a holy God. His people were dishonoring Him even more with how they treated the Ark! Once more, the Philistines defeated the Israelites. This time, thirty-thousand soldiers and two priests died. The Ark was captured and placed in Dagon’s temple in the city of Ashdod.

“Oh great Dagon, we bring you this token of the LORD, the Israelites’ God who you triumphed over. He is your prisoner,” the Philistines proclaimed.

But was the LORD really Dagon’s prisoner? The next day, the people went in Dagon’s temple and found that some unseen hand pushed over their huge image of Dagon so that it lay face down on the ground before the Ark of the LORD. The Philistines set him upright again, only to find that he had fallen down on his face once more... and this time his head and hands had fallen off.

Who had made this fish god flop? I bet you can guess! It was the LORD! He was no one’s prisoner! He could never be made to bow down to Dagon! Yes, He had chosen not to protect His sinful people until they confessed their sins and turned back to Him, but He also chose to make sure the Philistines knew that He, not Dagon, was the one the holy, one, true God. He alone should be worshiped!

The LORD had made it clear who He was, but the Philistines still refused to give up the Ark. So now, the LORD sent trouble upon the people. Tumors grew on their skin and rats flooded their city. People got sick and died. The people of Ashdod said, “Get rid of the Ark of the LORD! He’s the one who’s bringing these terrible things upon us.”

They were right! When they sent the Ark away to the city of Gath, the people of Ashdod got better and the rats went away, but the people of Gath began having them. The same thing happened when the Ark was moved to Ekron, too. At last, the Philistines had had enough! They called for their wise men and said, “What shall we do with the Ark of the LORD? Tell us how we

should send it back.”

“Send it back with a guilt offering to admit that you have sinned against this holy God,” they were told.

They made a guilt offering of five, gold tumors and five, gold rats to represent the punishment the LORD had sent on them. They placed them along with the Ark on a cart pulled by cows and sent it off by itself to the Israelite city of Beth Shemesh. As the leaders watched it go, being led only by the will of the Israelites’ God, they knew that it truly had been Him who had brought these terrible sicknesses upon them. At last the sickness and rats came to an end. How happy they were to be rid of the Ark of this holy God!

The Israelites rejoiced when the Ark arrived at Beth Shemesh and offered worship gifts to the LORD, but they still didn’t treat Him as the holy God He was. Seventy, curious men decided to look into the Ark, though they knew the LORD’s warning that anyone who did would die. And die, those men did! The people were terrified, “Who can stand before this holy God?” they cried. They sent the Ark faraway to Kiriath Jearim and went back to worshipping their much safer, fake gods: Baal and Ashtoreth.

For twenty, long years, the Israelites kept dishonoring their holy God and the LORD kept on allowing the Philistines to attack them. At last they were sick of their sins. They got rid of their idols of Baal and Ashtoreth and met Samuel at Mizpah with their worship gifts for the LORD. “You are the holy God and we have sinned against You. Please forgive us,” the people prayed. And this time, they truly did turn back to the LORD.

Before long, the Philistines attacked Israel once more. “Oh, Samuel! We are so afraid of these Philistines! they cried. “Do not stop praying to the LORD for us that He would rescue us from our enemies this time.” they pleaded. Samuel prayed to the LORD as the Israelites went out to face the Philistines.

The Israelites had turned from their sins and turned to honor and obey the LORD, their holy God. Now He would defeat their enemies! The Bible tells us what happened: “The LORD thundered with loud thunder against the Philistines and threw them into such a panic that they were fled Mizpah with the Israelites beating them back far, far out of Israel.” The Israelites won

without even raising a single sword! How great was the LORD!

Samuel took a stone and set it up between Mizpah and Shen, and named it Ebenezer, saying "Thus far has the LORD helped us." He wanted the people to always remember this day, which turned out to be the day the fish god finally and completely flopped. Never again did the Philistines attack the Israelites.

Cracking the Case:

It's time to answer our Case Questions.

1. Who was the Fish God? Why did the Fish God seem to win at first? Dagon. Because the Philistines defeated the Israelites in battle and Dagon was their god.

2. Who made him flop? How? What did the Philistines and the Israelites come to see about the LORD? The LORD. By making his statue fall down and worship Him in his temple. By bringing sickness upon the Philistines in the cities that kept the Ark of the Covenant. That He is holy and is the one, true God.

Something For You and Me

Our Bible Truth is:
The LORD Is Holy

Our Bible Verse is: Isaiah 6:1-3

"I saw the LORD seated on a throne, high and exalted, and the train of His robe filled the temple. Above him were seraphs, each with 6 wings...and they were calling to one another: 'Holy, holy, holy is the LORD Almighty; the whole earth is full of his glory!'"

The Israelites as well as the Philistines came to know that indeed the LORD is holy. They saw that He was unlike any other god. He punishes those who sin against Him, yet offers forgiveness to all who turn from their sins and ask for forgiveness.

But what about you and me? Are we so different from the Israelites and the Philistines? How many times do we forget to live holy lives that honor and obey the LORD? How many times do we chose to break His good laws or disrespect Him? Is there hope for us? Yes, there is, because of Jesus. He came to pay for the sins of all those who will ever turn and trust in Him. He will cleanse of our sins and then fill us with His Holy Spirit and change our hearts so that we can live holy lives that please our holy LORD.

Let's praise God for sending His Son Jesus to make a way for sinful people like us to know and enjoy Him. Let's ask Him to help us to honor and obey Him as He, the perfectly holy God deserves.

Close in prayer.

Closing ACTS Prayer

A God, we praise You for being holy.

C God, we confess that like the Philistine and the Israelites we choose to forget that the LORD is the holy, one, true God. We disobey His laws. We deserve His punishment for our sins. We need Jesus to save us!

T God, we thank You for being so patient with sinners like us! Thank You for sending Jesus to pay for our sins and make the way for us to come to You.

S God, we ask that You would work in our hearts that we might turn away from our sins and trust in Jesus as our Savior. Help us to seek to live holy lives that please You.

Special Words

Philistines: Some of the Sea Peoples that used to raid the ships of the Mediterranean Sea, thousands of years ago.

Tabernacle: The portable worship tent that God commanded the Israelites to make.

Ark of the Covenant: A special golden box with two angels on top of it. In Old Testament times, it was the very special meeting place of God with His people on earth. It contained the Ten Commandments and a few other things. It was kept in the holiest part of the Tabernacle/Temple. Prayers and offerings for the sins of the people were made at it by the high priest only once a year.

ACTS PRAYER ACTIVITY

Use this sheet to write down your ACTS Prayer

Instructions:

Use this sheet to help the children apply the Bible Truth into a prayer. You can use the ACTS provided or even better, have the kids think of their own applications. Also have the children add their personal requests to the prayer, too. Lead the children in the prayer or let them pray sections, with your help. Never force a child to pray! Non-readers can participate by you whispering a section of the prayer into their ear and allowing them to pray it aloud for the group.

ADORATION:

God, we praise You for being holy: perfectly good and so very great! You are without sin!

God, we praise You for being.....

Add your own Adorations:

CONFESSION:

God, we confess that we are not holy. We choose to rebel against You in so many ways. We like to do things our way, doubting that Your way is best. We need a Savior!

God, we have sinned against You....

Add your own Confessions:

THANKSGIVING:

Thank You, God for sending Jesus to die as the perfect payment for the sins of all who would ever repent and trust in Him as their Savior. He made the way for sinful people to become God's holy people.

God, we thank You for...

Add your own Thanksgivings:

SUPPLICATION:

God, work in our hearts. Help us to turn away from our sins and trust in Jesus as our Savior. Help us to be holy --knowing You, loving You and obeying You with our whole life.

God, we need Your help...

Add your own Supplication:

SNEAKY SNACK

Can you figure out how this snack ties in with our case?

Snack: Ark of the Covenant...with Tumors and Rats

Pretzel stick cart (side view) with Ritz cracker wheels pulled by two animal cracker "cows" with a cheese rectangle "Ark of the Covenant" set on it. Can add pieces of gold fish to be the gold tumors and rats, if desired.

This is only a suggestion. Feel free to modify. Be mindful of allergy issues among your children!

Case Tie-in: The Philistines thought very little of the holiness of the LORD until He inflicted them with tumors on their skin and lots of rats in their cities after they captured the Ark of the Covenant. Then, they eagerly sent away the Ark of the Covenant with worship gifts on a cart back to Israel, hoping to bring an end to just punishment against their actions.

SOUL FOOD

Food for thought during snack time

1. What does the snack have to do with the story?

Choose a few questions from the other activity discussion sheets to talk about during this snack time.

2.

3.

4.

5.

6.

7.

BIBLE TRUTH 6 REVIEW

Directions: Read and discuss Bible Truth, using a FEW of the questions. Play game. Feel free to modify the game to fit your children.

The LORD Is Holy

God is holy. He set apart from everything and everyone else. He is good and He is great. He never sins in anything He thinks, says, does or plans. Because He is holy, He hates sin. Sin is rebelling against God and His good ways. God is so holy that nothing sinful can come into His presence.

We are all sinners, so how can we ever become God's people? It is only because of Jesus, the holy Son of God. Jesus came to earth and lived a perfect life. He chose to die on the cross to pay for the sins of God's people. He suffered the full punishment for their sins, exchanging their un-holiness (sinfulness) for His perfect holiness. Now all who repent of their sins and trust in Jesus as their Savior are saved. They get to know God and will one day live in His holy presence forever.

God calls His people to live for Him by being holy as He is holy. He wants them to reflect the way He is. God's Holy Spirit helps them do this. He lives in their hearts and helps them to love God and obey Him. God's people will always struggle with sin while they live here on earth. But one day, they will live with their wonderful God in heaven, perfectly good and holy, changed by Him to never sin again! How wonderful that will be!

Understanding the Bible Truth

1. What does it mean that God is "set apart"? *It means that He is like nothing else in His pure holiness. He alone is perfectly good and so very great. He alone never sins.*
2. How is it comforting to know that God never sins in anything He does, thinks, feels or plans, when something happens to us that we don't understand? *Even though we can't know why the thing has happened to us, we can trust that God has only good intended to work through it. He never sins. He never intends evil.*
3. What does God hate? Why does He hate this? *God hates sin because He is perfectly holy and it is always right to obey Him.*
4. Why can't anything sinful come into His presence? *God hates sin. His holiness demands that He punish sin. Anything sinful will be destroyed. God will not tolerate it.*
5. Since God's people are sinners, how is it that they will be able to come into God's holy presence in heaven? *Because Jesus paid for their sins. There is no punishment left for their sins. God treats them as if they were perfectly holy.*
6. How does God call His people to live? *Holy lives, like Jesus.*
7. Who helps God's people live holy lives? *God's Holy Spirit, at work in their hearts.*
8. Can God's people live perfectly holy lives here on earth? *No. God's people will always struggle with sin while they live here on earth.*
9. When will God change His people so that they sin no more? *In heaven.*

Story Connection Questions

1. How does the case story point to the **Bible Truth: The LORD Is Holy**? How did the Israelites not treat the LORD as holy? *They worshiped idols, not just Him. They did not treat the Ark as He told them to.*
2. How did the Philistines not treat the LORD as holy? *They treated the Ark as if it were just the token of an idol. They put it in Dagon's Temple as if the LORD should bow before an idol.*

Bible Verse Connection Question

1. What does our Bible Truth have to do with our Bible Verse: **Isaiah 6:1-3**: "I saw the LORD seated on a throne, high and exalted, and the train of His robe filled the temple. Above him were seraphs, each with six wings...and they were calling to one another: 'Holy, holy, holy is the LORD Almighty; the whole earth is full of his glory!'" *It is a picture of God's holiness. The LORD is set apart from everything else, high and exalted because of His perfect holiness. He is so holy that the seraphs repeat to each other how holy He is. He is so holy that even the whole earth is filled with the glory of His holiness.*

Life Application Questions

1. What should God's people do to live holy lives? *Pray that by the Holy Spirit the Lord would work in their hearts so that they hate sin; so that they honor the LORD; so that they try to do only what is good and loving in everything they think, do, feel or plan.*
2. How can we become God's people? *By turning away from our sins and trusting in Jesus as our Savior.*

ACTS Questions

1. What is something we can praise God for because of this Bible Truth?
Praise God for being holy: perfectly good and so very great.
2. What are sins we can confess to God because of this Bible Truth?
Confess that we are not holy. We choose to rebel against You in so many ways. We like to do things our way, doubting that God's way is best. We need a Savior!!
3. What is something we can thank God for because of this Bible Truth?
Thank God for sending Jesus to die as the perfect payment for the sins of all who would ever turn and trust in Him, making the way for sinful people to become God's holy people.
4. What is something we can ask God for because of this Bible Truth?
We can ask God to work in our hearts that we would want to turn away from disobeying Him and trust in this wonderful Jesus as our own Savior. Ask God to help us be holy in our thoughts, words and actions, like He is holy.

The Gospel

1. God is the holy King and Creator who deserves our worship, but we have all rebelled against Him. We deserve His punishment! Is there any hope? What is the gospel?
God is the good Creator and King of the world. He made people to worship Him and live by His good laws. But we are all sinners who've rebelled against Him. We all deserve death--God's just, eternal punishment for our sins. How terrible! But God has good news for us. In His great mercy, God sent His Son, Jesus to earth as a man to save sinners. He lived the perfect life that pleases God. (He's the only one who's ever done that!) He offered it up to God His Father as the perfect sacrifice for sins when He suffered and died on the cross. Then, on the third day, Jesus rose from the dead in victory. He had fully paid for the sins of God's people, so they wouldn't have to! Now all who turn away from their sins and trust in Jesus as their Savior will receive forgiveness of sins and eternal life with God. They will be His very own special people who will know Him and enjoy Him forever. We can be God's people, too, if we turn from our sins and trust in Jesus as our own Savior.

Game: Omit! Obey!

Materials

Bible Truth Questions

Preparing the Game

1. Choose 20+ questions for your game from the Bible Truth Discussion Questions, or make up your own.
2. Write the Bible Truth questions on small thin strips of paper (or make a photocopy of the Bible Truth Discussion Questions and Simply cut them into strips) and put them in the bag/bowl.

Playing the Game

Divide the children into two teams, having them line up in straight lines, arms' length apart, side to side. The leader stands at one end of the two lines and tells the children that he/she will tell them to do a certain action, saying "Obey" or "Omit" right before doing it. Children are to do the action if the leader says "Obey", but NOT do it if they say "Omit" first. Any child caught moving when the leader has said "Omit" is identified and is the Question Chooser for the class. If the class answers the question correctly, then the child resumes play. If not, then the child must sit out until another round when a correct answer is given.

Game continues as number of questions, time, and attention span allow.

NOTE: Have children who are "Out" help give you ideas for actions.

Non-competitive Option

Let the Question Chooser immediately back into the game, even if the class misses the question. Add the missed question back into the bag for further review.

Optional TAKING IT TO OTHERS Activity: Quiz Questions

Have the children choose a few of the questions from the game to ask the parents/other children during TAKING IT TO OTHERS time. Help pre-readers by whispering the question in their ear and letting them ask it aloud to the parents/other children. Make sure you read the Bible verse aloud before you ask your questions.

Directions:

1. Write words to song in large print before class.
2. Play the song for the children, helping them follow along on the song sheet.
3. Discuss the song, using a few questions from the discussion sheet. *Don't use them all!*
4. Introduce sign language for key words of your choice from sign language sheet for your song. Use as few or as many as you think the children can learn.
5. Sing and sign the song. Sign language as well as large format lyrics and sheet music are found in the PFI Unit Songbook or online.
6. If desired, play the Song Game.

Optional TAKING IT TO OTHERS Activity: Presenting and Singing the Song

1. Sing and sign the song, encouraging the watching children/parents to join in.
2. Ask the class some of the questions listed below. The Bible Truth Connection Question is particularly good to help them understand how the song ties in with the Bible Truth.

Holy, Holy, Holy

Verse 2

Holy, holy, holy!
All the saints adore Thee,
Casting down their golden crowns,
Around the glassy sea;
Cherubim and seraphim,
Falling down before Thee,
Who wert, and art,
And evermore shall be.

Verse 3

Holy, holy, holy!
Tho' the darkness hide Thee,
Tho' the eye of sinful man
They glory may not see;
Only Thou art holy;
There is none beside Thee,
perfect in pow'r,
In love and purity.

Listen to it on PFI NIV Songs 4, Tracks 18,19

Understanding the Song

1. What does holy" mean? *Holy means to be purely good, set apart from all that is evil.*
2. What is a "saint"? *Someone set apart, made holy. Christians are saints. God counts them as holy because of Jesus' payment for their sins on the cross.*
3. How do the saints adore the Lord? *In heaven, the Lord will give each of His people crowns of victory for enduring in faith and good works to death. They will take them off and cast them down before Him because they know that they only had faith and did good works because of His work in them. It was He, not them who is to be praised.*
4. What is the glassy sea? *In Revelation—the last book in the Bible—John sees a vision of the Lord's throne and a large, crystal glass, flat area he calls a sea. It's not a sea like one of water.*
5. What are cherubim and seraphim? *Special angels that surround God's throne.*
6. What does "wert, art, evermore shalt be" mean? *These are old English words that mean was, is and evermore will be. God was, is, and always will be. He is without beginning or end.*
7. What kind of darkness "hides" the LORD? *This is not darkness like night or a dark room. This is a spiritual darkness of sin and evil. This means that the LORD is so holy, so purely good that nothing evil cannot stand in His presence. We are all sinners and live in a world filled with many evil, sinful things. The darkness of this evil "hides" the glorious, perfectly holy LORD from us.*
8. What is sin and what is the "eye of sinful man" not allowed to see? *Sin is rebellion against God, in our heart, our mind, our words or actions. All "men" (people) are sinful. In His mercy, God does not let sinful people see His glory right now. The Bible tells us that even God's glory is so holy that if they saw it they would be destroyed, as punishment for their sin. All who confess their sins and trust in Jesus have their sins forgiven. They will be able to see God's glory and live because Jesus has paid for their sins.*

Bible Truth Connection Question

1. How does this song relate to our Bible Truth: **The LORD Is Holy?**

This song is a picture of God in His splendid holiness in heaven. One day, God's people will come before Him and at last see Him upon His throne in His perfect holiness, just as this song describes.

Story Connection

1. How does this song relate to today's story? *The Israelites did not treat God as the holy God He was. They treated Him like He was just an idol like Dagon. Both the Israelites and the Philistines, in their sinfulness, failed to treat the Lord as He deserved, but the LORD made it clear to each that He indeed was holy and like none other. The Philistines saw this when Dagon fell face down twice before the Ark; and, when He brought tumors and other diseases upon them. The Israelites saw this by losing time & again to the Philistines while they did not worship the LORD.*

Bible Verse Connection Question

1. What does this hymn have to do with our Bible Verse: **Bible Verse: Isaiah 6:1-3:** "I saw the LORD sitting upon a throne, high and lifted up; and the train of his robe filled the temple. Above him stood the seraphim. Each had six wings...And one called to another and said: "Holy, holy, holy is the LORD of hosts; the whole earth is full of his glory!"?

"Holy, holy, holy" are the words the seraphim cry to one another, as they stand before the LORD in heaven. Both they and the saints (God's people) worship the LORD for how perfect in power, love and purity He is.

Life Application Questions

1. How can God's people be affected by the message of this song? *They can praise God for being purely holy. They can ask Him to send the Holy Spirit to work in their hearts so that they might be His holy people, living lives that are loving and good, in thought, words and actions.*

2. How can we become God's people? *By turning away from our sins and trusting in Jesus as our Savior.*

ACTS Questions

1. What is something we can praise God for from this hymn?

Praise God for being holy: perfectly good and so very great.

2. What are sins we can confess to God from this hymn?

Confess that we are all sinners made to reflect God, but we have all chosen to disobey Him and His good ways. We are not holy as He is. We deserve His punishment! We need a Savior!

3. What is something we can thank God for from this hymn?

Thank God for sending Jesus to die as the perfect payment for the sins of all who would ever turn and trust in Him, making the way for sinful people to become God's holy people. God's people will be so thankful for what He has done for them that in heaven any "crowns" of praise they get for what they have done in serving God, they will want to cast down at Jesus' feet, knowing that He is the one who saved them and enabled them to do whatever good works they did.

4. What is something we can ask God for from this hymn?

We can ask God to work in our hearts that we would want to turn away from disobeying Him and trust in this wonderful Jesus as our own Savior. Ask God to help us be holy in our thoughts, words and actions, like He is holy.

Gospel Question

1. All the saints—that is, all God's people—will cast down their crowns of God's reward before Jesus because they know that anything they did was really because of what God did for them through Jesus. What did they deserve? What did God do for them through Jesus? What is the gospel?

God is the good Creator and King of the world. He made people to worship Him and live by His good laws. But we are all sinners who've rebelled against Him. We all deserve death--God's just, eternal punishment for our sins. How terrible! But God has good news for us. In His great mercy, God sent His Son, Jesus to earth as a man to save sinners. He lived the perfect life that pleases God. (He's the only one who's ever done that!) He offered it up to God His Father as the perfect sacrifice for sins when He suffered and died on the cross. Then, on the third day, Jesus rose from the dead in victory. He had fully paid for the sins of God's people, so they wouldn't have to! Now all who turn away from their sins and trust in Jesus as their Savior will receive forgiveness of sins and eternal life with God. They will be His very own special people who will know Him and enjoy Him forever. We can be God's people, too, if we turn from our sins and trust in Jesus as our own Savior.

Song Game: Pass the Secret Sign

Materials

Sign Language signs used in song, particularly choose words with important meanings you want the children to learn, such as “grace”, “redeem”, etc.

Bag or bowl

Blindfold

Preparing the Game

1. Cut out signs and put in bowl.

Playing the Game

1. Practice the song and signs until the children know them well.
2. Have all the children stand in a tight circle, except one, “It” who will stand in the Middle of the circle, blindfolded.
3. Have the children in the circle to put their hands behind their backs. Choose a sign from the bag and hand to a child in the circle, still keeping hands behind their backs, not looking at the sign.
4. When “It” says “Pass the Secret Sign”, the children will begin to pass the sign around behind their backs.
5. When “It” says “Stop the Passing!” the child who has the sign freezes with the sign behind his back.
6. The child with the sign brings it around and looks at it. You can help the child practice the sign.
7. Then take the blindfold off of “It”, watch the child with the card do the sign, then have “It” guess the name of the sign. (If desired, “It” can ask another child in the circle for help with their guess.)
8. The holder of the sign then becomes “It.” Sing the song with all the signs, then repeat.

choose a FEW questions for discussion, then choose the game and/or music activity

Meditation Version: Isaiah 6:1-3

"I saw the LORD seated on a throne, high and exalted, and the train of His robe filled the temple. Above him were seraphs, each with six wings...and they were calling to one another: 'Holy, holy, holy is the LORD Almighty; the whole earth is full of his glory!'"

Alternate Memory Version: Isaiah 6:3

"Holy, holy, holy is the LORD Almighty; the whole earth is full of his glory!"

Understanding the Bible Verse

1. Where did Isaiah see the LORD? *Seated on a throne.*
2. How does Isaiah describe what he saw? *The LORD was high and exalted and the train of His robe filled the temple.*
3. What does "high and exalted" mean? *Majestic, more important, more glorious, more important than anything or anyone else. The greatest king of all.*
4. What is a train of a robe? *Regular robes that we wear are just floor length. We might wear them over our pajamas or when we get out of the bath. Kings have special robes to show they are king. They are made of exquisitely beautiful fabric and even have jewels on them. They are not floor length, but are very, very long so that they trail behind the king as he walks. This long part is called the train of his robe. The more important the king, the longer his robe.*
5. How long was the train of the LORD's robe? What does that tell us about Him? *It filled the temple, it was so long. That tells us that He is by far the most important of all kings.*
6. What are seraphs? *They are a special kind of angel that dwell before God's throne.*
7. Where were the seraphs and what were they doing? *They were flying above the LORD on his throne. They telling each other: "Holy, holy, holy is the LORD Almighty...etc."*
8. What did the seraphs say is full of the LORD's glory? *The whole earth.*
9. How is the whole earth full of the LORD's glory? *Because God made everything, everything is a display of His glory—the skies, the mountains, the oceans, etc. all display a part of His glory. Most of all, God's people, as they love Him and live for Him are a display of His goodness, holiness, love, mercy, etc.*

Bible Truth Connection Question

1. What does this verse have to do with the **Bible Truth: The LORD Is Holy**? *It is a picture of God's holiness. The LORD is set apart from everything else, high and exalted because of His perfect holiness. He is so holy that the seraphs repeat to each other how holy He is. He is so holy that even the whole earth is filled with the glory of His holiness.*

Story Connection Questions

1. What does this verse have to do with our story? *The Israelites and the Philistines both did not treat the LORD like He was the high and exalted, holy King that He is. They treated Him like He was just another idol. The LORD showed them through His actions that He was very, very different. He was to be treated as holy and worshiped alone.*

Life Application Questions

1. Will there ever be a time when we could get to see the LORD on His throne, like Isaiah did in his vision? *When? Yes, in heaven all God's people will see Him in all the fullness of His glory.*
2. What must we do if we are to become one of God's people? *Turn from our sins and trust in Jesus as our Savior.*

ACTS Questions

1. What is something we can praise God for from this Bible verse?

Praise God for being the holy LORD God Almighty.

2. What is something we can confess to God from this Bible verse? *That we are all sinners made to reflect God, but we have all chosen to disobey Him and His good ways. We are not holy as He is. We need a Savior!*

3. What is something we can thank God for from this Bible Verse?

We can thank God for sending Jesus to be the perfect sacrifice for the sins of all those who turn away from disobeying God and trust in Him as their Savior. He paid for their sins so they can know the holy LORD.

4. What is something we can ask God for from this Bible Verse?

We can ask God to work in our hearts that we would want to turn away from disobeying Him and trust in this wonderful Jesus as our own Savior. Ask God to help us be holy in our thoughts, words and actions, like He is holy.

Gospel Question

1. What is the good news of salvation that reflects both God's pure holiness and His merciful love? What is the gospel?

God is the good Creator and King of the world. He made people to worship Him and live by His good laws. But we are all sinners who've rebelled against Him. We all deserve death--God's just, eternal punishment for our sins. How terrible! But God has good news for us. In His great mercy, God sent His Son, Jesus to earth as a man to save sinners. He lived the perfect life that pleases God. (He's the only one who's ever done that!) He offered it up to God His Father as the perfect sacrifice for sins when He suffered and died on the cross. Then, on the third day, Jesus rose from the dead in victory. He had fully paid for the sins of God's people, so they wouldn't have to! Now all who turn away from their sins and trust in Jesus as their Savior will receive forgiveness of sins and eternal life with God. They will be His very own special people who will know Him and enjoy Him forever. We can be God's people, too, if we turn from our sins and trust in Jesus as our own Savior.

Game: Simon Says How

Materials

Bible verse written up in large print so that all can see
A die
Die Number and Action Chart (see below)

Preparing the Game

Make a sign as follows:

- 1 = Head
- 2 = Feet
- 3 = Hands
- 4 = Head and Feet
- 5 = Feet and Hands
- 6 = Whole Body

Learning the Verse

Some or all of your children may be non- or early readers. Teach the verse in sections, having them say it after you. Repeat a few times. Add clapping or other movement as they say it.

Directions

1. If desired, lead the children in a discussion of a **FEW** of the most important questions before beginning game.
2. Explain the game to them as follows:
Have the children spread out facing the leader. Tell the children that they are going to play "Simon Says How", a game in which everyone will take turns making up different actions that they will try to do while trying to say the verse. Explain that "Simon" will roll the die and make up actions that use the parts of the body that correspond to the number on the chart. Everyone else will then recite the verse while doing the actions "Simon" made up. Simon will then choose another person to be Simon in his place.

Game continues until all children get to be Simon, or as time and attention span allow.

Optional TAKING IT TO OTHERS Activity: Quiz Questions

Have the children choose a few of the questions from the game to ask the parents/other children during TAKING IT TO OTHERS time. Help pre-readers by whispering the question in their ear and letting them ask it aloud to the parents/other children. Make sure you read the Bible verse aloud before you ask your questions.

Directions:

1. Write words to the song in large print on a white board or some large paper before class.
2. Play the song for the children, helping them follow along on the song sheet.
3. Discuss the song, using a few questions from the discussion sheet. *Don't use them all!*
4. Introduce sign language for key words of your choice from the sign language sheet for your song. Use as few or as many as you think the children can learn.
5. Sing and sign the song. Sign language as well as large format lyrics and sheet music are found in the PFI Unit Songbook or online.
6. If desired, play the Song Game.

Optional TAKING IT TO OTHERS Activity: Presenting and Singing the Song

1. Sing and sign the song, encouraging the watching children/parents to join in.
2. Ask the class some of the questions listed below. The Bible Truth Connection Question is particularly good to help them understand how the verse ties in with the Bible Truth.

I Saw the LORD

I saw the LORD,
 Seated on a throne,
 High and exalted,
 Seated on a throne,
 Above Him were seraphs,
 Each with six wings,
 They were calling to one another,
 "Holy is the LORD,
 Holy, holy, holy is the LORD.
 Holy, holy, holy is the LORD."
 Isaiah Six, one through three.

Listen to it on PFI NIV Songs 4, Track 20

Song Game: Mimic Me!**Materials**

Sign Language
 Song

Preparing the Game

None.

Playing the Game

1. Practice the song and signs until the children know them well. Choose a person to be the leader and let them decide upon an action for everyone to do as they sing the song, such as jump on one foot, etc.
2. Sing the song while doing the chosen action.
3. Select another child to be the leader.
4. If desired, you can choose a different action for different important words in the song, such as jump on one foot when you sing the word "grace", but clap your hands when you sing the word "Jesus". Ask the children the meaning of each of the words before adding in their action.

Game continues as number of questions, time, and attention span allow.

Directions: Read and discuss Bible Truth, using a FEW of the questions. Play game. Feel free to modify the game to fit your children.

General Story Questions

1. Why were the Philistines wanting the land of the Israelites? *They wanted more land because of how crowded they were..*
2. Why were the Israelites so sure that they would win against the Philistines? *The LORD is stronger than Dagon.*
3. Why didn't the LORD help the Israelites win? *Because they were not treating Him as holy. They weren't worshipping Him alone.*
4. Why did the Israelites decide to bring the Ark out to where the battle was and why was that bad? *They thought that if they brought the symbol of the LORD closer to the battle, He would be stronger. They showed they were not treating Him as the holy God, but just as another idol like the other gods. Also, the Ark was never to be taken from the Tabernacle. It was holy to the LORD.*
5. Why did the Philistines put the Ark in Dagon's Temple? *They believed that Dagon had beat the LORD and so he was now in control of His people and land.*
6. Why was the Dagon face down before the Ark the next day? *The LORD is the only true, holy God. He would not let the Philistines think that Dagon was more powerful than He. Dagon must bow—and so must they—to the LORD.*
7. What did the LORD do to the Philistines as punishment for not treating Him as the holy God He was? *He brought sicknesses upon them through rats; they grew tumors on their bodies & died.*
8. Why did the Philistines finally send the Ark away and make an offering to the LORD? *They understood that they had sinned against Him and only by sending the Ark back to Israel and making some sort of offering was there a chance He would stop punishing them.*
9. What did the people of Israel do when the Ark came back? *They did not treat the Ark as holy. They sent it away to a faraway town in Israel.*
10. Why did the LORD let the Philistines keep attacking the Israelites after the Ark was returned? *Because they still did not stop worshipping their idols.*
12. Why did the people finally get rid of their idols and turn to the LORD for forgiveness and to worship Him? *After they were so sick of being attacked by the Philistines. They finally understood that they must worship the LORD in holiness if He were to protect them.*

Bible Truth Connection Questions

1. What does this story have to do with our **Bible Truth: The LORD Is Holy?** *The Philistines and the Israelites saw that they could not treat the LORD like one of their idols. He was the true, the Holy LORD. He must be worshiped and obeyed. He will not tolerate sin or idolatry.*

Life Application Questions

1. What is something we can learn from this story for our lives? *We should remember the LORD is the holy God who has given us good laws to live by. We should ask Him to help us to live holy lives for Him.*
2. What is the first best step God calls each of us to take in living holy lives? *To turn away from our sins and trust in Jesus as our Savior.*

Bible Verse Connection Question

1. What does the story have to do with our **Bible Verse: Isaiah 6:1-3** "I saw the LORD seated on a throne, high and exalted, and the train of His robe filled the temple. Above him were seraphs, each with six wings...and they were calling to one another: 'Holy, holy, holy is the LORD Almighty; the whole earth is full of his glory!'"? *The Israelites and the Philistines both did not treat the LORD like He was the high and exalted, holy King that He is. They treated Him like He was just another idol. The LORD showed them through His actions that He was very, very different. He was to be treated as holy and worshiped alone.*

ACTS Questions

1. What's something we can praise God for from this story?

Praise God for being holy: perfectly good and greatest of all.

2. What's something we can confess from this story? *Confess that like the Philistines and the Israelites, we choose to forget the LORD and disobey His laws. We need a Savior!*

3. What's something we can thank God for from this story? *We can thank God for His great patience with sinners, like the Israelites and like us. We can thank Him for sending Jesus to save His people.*

4. What is something we can ask God for, from this story?

We can ask God to work in our hearts, helping us to turn away from our sins and trust Jesus as our own Savior. We can ask Him to help us live holy lives that please Him.

The Gospel

1. Like the Israelites and the Philistines we are sinners. We have rebelled against our good and holy God. What hope is there for us? What is the gospel?

God is the good Creator and King of the world. He made people to worship Him and live by His good laws. But we are all sinners who've rebelled against Him. We all deserve death--God's just, eternal punishment for our sins. How terrible! But God has good news for us. In His great mercy, God sent His Son, Jesus to earth as a man to save sinners. He lived the perfect life that pleases God. (He's the only one who's ever done that!) He offered it up to God His Father as the perfect sacrifice for sins when He suffered and died on the cross. Then, on the third day, Jesus rose from the dead in victory. He had fully paid for the sins of God's people, so they wouldn't have to! Now all who turn away from their sins and trust in Jesus as their Savior will receive forgiveness of sins and eternal life with God. They will be His very own special people who will know Him and enjoy Him forever. We can be God's people, too, if we turn from our sins and trust in Jesus as our own Savior.

Game: Secret Agent

Materials

Various detective looking items (a hat, dark glasses, tie, suit, watch, etc)

Paper and Marker

Tape

Story Review Questions

Preparing the Game

1. Choose 20+ questions for your game from the Story Review Discussion Questions, or make up your own.
2. Write out the questions on small, thin strips of paper. (Or photocopy the review questions and cut them apart). Tape (or pin) each of these in secret places on the detective outfit, such as on the bottom of your shoe, underneath your watch band, inside the hat, on the side of the glasses, etc.

Playing the Game

Divide the children into two teams. Teams will take turn having one of their members guess where a location of a Story Review question on your detective outfit. A team gets a point for finding a question and a point for answering the question correctly. Have the children be specific in their guesses, such as: "on top of your hat" or "inside your hat", or "under your left shoe", etc. That makes for more of a challenge.. If a team is unable to answer the question correctly, the other team can try to answer it for a point.

Game continues until the children find all the questions, or as number of questions, time, and attention span allow.

Non-competitive Option

Don't split into teams. Tell the children how many questions you have hidden on your outfit and challenge them to work together to find them all and answer the questions. Keep track of how many questions they've found with tally marks on a piece of paper.

Optional TAKING IT TO OTHERS Activity: Quiz Questions

Have the children choose a few of the questions from the game to ask the parents/other children during TAKING IT TO OTHERS time. Help pre-readers by whispering the question in their ear and letting them ask it aloud to the parents/other children.

CASE REPLAY ACTIVITIES

Use this guide to review the Case Story and act it out for others to enjoy!

CASE REPLAY, JR: YOUNGEST CHILDREN

Description: The children will act out the story together, everyone doing the same action/sound effect at the same time. This activity is most suitable for kindergarteners.

Materials

The Case RePlay, Jr. script for younger children

Preparation

1. Read through the script and write in the blanks along the side possible actions/sound effects the children could do to act it out.

Instructions

1. Tell the children that they will be re-enacting the story together as you tell it.
2. As you read the script, lead the children in actions/sound effects to do with you.
3. If desired, you can read the script and stop at certain sentences and ask them what a good action/sound effect would be to act out what you just read.
4. Repeat the re-enactment one or two times more.

CASE REPLAY, SR: OLDER CHILDREN

Description: The children act out the story as a three-scene play. You will narrate it using the Case RePlay, Sr. script and they will act it out (no spoken words, for the most part), with each child assuming a different character's role. This activity is most suitable for first grade and up. You will review the story, then practice it a few times before performing it for others.

Materials

The Case RePlay, Sr. script
White board or other large format paper
Costumes and props

Preparation

1. Prepare for the play by choosing costumes and props for each character in the story. Decorate the area with any scenery props.
2. Write the words "Beginning," "Middle," "End" on a large piece of paper/whiteboard with plenty of space under each heading. You will use this paper to help the children think about the story as a three-scene play, as it is presented in the script.

Instructions

1. Tell the children that they will get to act out the story as a three-scene play, with a beginning, Middle and end section. Tell them that before they can act it out, they need to think it out. as you narrate it with your script.
2. Take the children's answers as they recount the story, helping them put key incidents in the right order.
3. If desired, when they have filled in their Beginning, Middle, End, read through your whole (real) script, so they hear exactly what you will have them act out.
4. Then tell the children that it's time to practice acting out the story.
5. Assign parts to each child. If you are using costumes, do NOT give them out at this point. They will be a distraction.
6. Have all the children sit on the floor or in chairs on one side of the "stage," then call the characters up in place as their part in the story comes.
7. As you read the script, guide the children in where you want them to move or do to act it out.
8. After going through the whole script once, give out any costumes and props and act out the script once or twice more.

Optional TAKING IT TO OTHERS Activity: Re-enacting the Story

Read the script as the children act out together (younger) or assuming different roles (older) as the other children or the parents watch.

CASE REPLAY, JR--YOUNGER KIDS (KINDERGARTEN) P.2

Welcome to our play! The name of our story is called: The Case of the Flopped Fish God.

This is an Old Testament story. It takes place in Israel and in the land of the Philistines, about 1000 years before Jesus lived on earth.

And now we present: "The Case of the Flopped Fish God."

Scene 1:

Actions:

The Philistines are overcrowded. They attack their neighbors, the Israelites to take some of their land. They make sure to take the standard of their god, Dagon with them to battle, believing that if they do, Dagon will help them win by fighting the LORD in the heavens as they fight the Israelites on earth. The Israelites go to fight the Philistines but with no standard for the LORD because He told them not to make any image of Him. They are sure the LORD will help them win, but are surprised when they are defeated! They decide to take the Ark of the Covenant with them when they go into battle again so that they will win, thinking that is why the LORD let them be beaten. Once more the Philistines defeat them. The LORD is allowing their enemies defeat them because they keep on worshiping other gods as well as Him. But He is the holy God. They should worship only Him. They must turn back and worship only Him if they want Him to defeat their enemies.

Scene 2:

The Philistines capture the Ark and take it back to Dagon's Temple because they think Dagon won the battle over the LORD. They are shocked to find the statue of lying face down before the Ark the next day. They stand the statue up again, but the same thing happens only this time his arms and head have fallen off. The LORD is showing them that He is holy and most powerful, not Dagon. The LORD sends tumors and disease carried by rats upon the Philistines for not treating Him or the Ark as holy. The king of each of the five cities sends the Ark away because to stop their people from dying. When the dying doesn't stop, the kings ask their wise men what to do. They are told to set the Ark on a cart pulled by cows and send it away towards Israel along with an offering of five gold tumors and rats, like the ones bringing the sickness. The cows do go back, the sicknesses do stop.

Scene 3

When the Ark comes to Beth Shemesh the people are so happy to see it back, but still they don't treat it as holy. They send the Ark away to Kiriath Jearim and they kept on worshiping Baal and Ashtoreth. Because of His people's unfaithfulness to Him, the LORD allowed the Philistines to keep on attacking them and taking their land. Finally after twenty years, they were so sick of the Philistines fighting them, they confess their sins against the LORD and stop worshiping idols. The LORD forgives them and brings peace to the land. Samuel and the people set up a pillar of stones to remember how the LORD helped them. The rest of Samuel's days, the LORD brings peace to the people of Israel.

Bible Truth Tie-In:

The Bible Truth we are learning is: **The LORD Is Holy**. Both the Israelites and the Philistines did not treat the LORD as holy until the LORD punished them. When He did, the Philistines gave back the Ark; and, the Israelites put away their idols and worshiped the LORD.

CASE REPLAY, SR--OLDER KIDS (1ST GRADE AND UP) P.3

Welcome to our play! The name of our story is called: The Case of the Flopped Fish God.

This is an Old Testament story. It takes place in Israel and in the land of the Philistines, about 1000 years before Jesus lived on earth.

The characters in our story are: the Philistines and the five kings of their five big cities, Samuel, and the people of Israel.

And now we present: "The Case of the Flopped Fish God."

Scene 1: (Beginning)

The Philistines are overcrowded. They attack their neighbors, the Israelites to take some of their land. They make sure to take the standard of their god, Dagon with them to battle, believing that if they do, Dagon will help them win by fighting the LORD in the heavens as they fight the Israelites on earth. The Israelites go to fight the Philistines but with no standard for the LORD because He told them not to make any image of Him. They are sure the LORD will help them win, but are surprised when they are defeated! They decide to take the Ark of the Covenant with them when they go into battle again so that they will win, thinking that is why the LORD let them be beaten. Once more the Philistines defeat them. The LORD is allowing their enemies defeat them because they keep on worshiping other gods as well as Him. But He is the holy God. They should worship only Him. They must turn back and worship only Him if they want Him to defeat their enemies.

Scene 2: (Middle)

The Philistines capture the Ark and take it back to Dagon's Temple because they think Dagon won the battle over the LORD. They are shocked to find the statue of lying face down before the Ark the next day. They stand the statue up again, but the same thing happens only this time his arms and head have fallen off. The LORD is showing them that He is holy and most powerful, not Dagon. The LORD sends tumors and disease carried by rats upon the Philistines for not treating Him or the Ark as holy. The king of each of the five cities sends the Ark away because to stop their people from dying. When the dying doesn't stop, the kings ask their wise men what to do. They are told to set the Ark on a cart pulled by cows and send it away towards Israel along with an offering of five gold tumors and rats, like the ones bringing the sickness. The cows do go back, the sicknesses do stop.

Scene 3: (End)

When the Ark comes to Beth Shemesh the people are so happy to see it back, but still they don't treat it as holy. They send the Ark away to Kiriath Jearim and they kept on worshiping Baal and Ashtoreth. Because of His people's unfaithfulness to Him, the LORD allowed the Philistines to keep on attacking them and taking their land. Finally after twenty years, they were so sick of the Philistines fighting them, they confess their sins against the LORD and stop worshiping idols. The LORD forgives them and brings peace to the land. Samuel and the people set up a pillar of stones to remember how the LORD helped them. The rest of Samuel's days, the LORD brings peace to the people of Israel.

Bible Truth Tie-In:

The Bible Truth we are learning is: **The LORD is Holy**. Both the Israelites and the Philistines did not treat the LORD as holy until the LORD punished them. When He did, the Philistines gave back the Ark; and, the Israelites put away their idols and worshiped the LORD.

The Ark of the Covenant

Description

Children will make a model of the Ark of the Covenant using a small box and salt dough, containing a copy of the 10 Commandments, Aaron's staff, and a jar of manna. Or, you can just use the coloring sheet of the Ark.

Materials

Salt dough (recipe included)
 Yellow food coloring (and gold glitter)
 1 small box per child, about 3" long x 2" wide x 2" high
 Yellow markers and glitter glue
 2 yellow or metallic gold pipe cleaners per child
 Little twigs, 1 per child
 2 kebab sticks per child, sharp end cut off
 OR, the coloring sheet of the Ark of the Covenant

Preparing the Craft

1. Make salt dough according to recipe, setting aside enough to make a small jar and 2 10 Commandment tablets per child. To the rest, add yellow food coloring to a large make the dough "golden" colored. You can also add gold glitter to the dough to give it more of a golden appearance. Make sure you have enough for each child to make 2 cherubim.
2. Bore two sets of holes big enough for a pipe cleaner to fit through about ½" from each end on the long side of the box. These will be where the pipe cleaner handles for the Ark are inserted.
 OR, just copy the coloring sheet.

Making the Craft

1. Show the sample of the craft you have made.
2. Have children shape their 2 cherubim. You can show them the picture in Figure #1 to give them an idea of what they would have looked like. They may find it easiest to make their figures by making separate pieces for the head, the arm, the wings, etc. and then attaching them together.
3. Have them shape their jar of manna and their 10 Commandments tablets of stone.
4. Have the children color in the outside of the ark with markers and glitter glue.
5. Make pipe cleaner handles by threading a pipe cleaner through a hole on one side of the box, through the inside of the box, then out the other side. Twist the end of the pipe cleaner around the kebab stick "pole" on each side. Cut off excess pipe cleaner with scissors or wind it around the sticks. Repeat with second pipe cleaner and second set of holes.
6. Place the 10 Commandments, Aaron's staff, and the little "jar" of manna inside the Ark. Place the cherubim on top.
 OR, Just color in the coloring sheet.

Making a Bible Truth Connection

Once the children have settled into their craft, use the Bible Truth- Craft Connection Sheet to lead discussion about the craft. Note that most of these questions echo the questions on the case board, providing a review of what the children learned earlier.

Optional TAKING IT TO OTHERS Activity: Craft Presentation

If you are presenting the craft to other children or parents the children can hold up their crafts (or your model craft) and read their Bible Truth Connection answers to explain the importance of the craft.

CASE CRAFT**Discussion Guide****Instructions:**

As the children are settled into making their craft, ask them these questions to help them understand the craft's significance. Use the answers provided to guide the children's answers.

Discussion Questions

1. Where did our story take place?

In Ashdod, a city of the Philistines.

2. What did the Philistines place in Dagon's Temple in Ashdod? Why? *The Ark of the Covenant, as a sign that Dagon had defeated the LORD.*

3. What happened to the people of Ashdod after they put the Ark in Dagon's Temple? Why? *The LORD inflicted them with tumors and lots of rats invaded their city. The LORD did this to show them that He was the one, true, holy God and they must treat Him and His Ark with the honor due His name.*

4. What is the Bible Truth that we are learning?

The LORD Is Holy.

5. What does our craft have to do with our Bible Truth: The LORD Is Holy?

The Ark of the Covenant was to be treated as holy because God had designed it to be a special place of His holy presence. The LORD punished the Philistines for failing to treat Him and the Ark of the Covenant with the honor and obedience His perfect holiness deserved.

6. What can this craft help us remember?

None of us treats God as His holiness deserves. Only through Jesus and His perfect holiness can we have fellowship with God

TAKING IT TO OTHERS**Craft Presentation****Instructions:**

Have children hold up your model craft/their crafts. Choose five children (or you say) the five sections below to explain the craft's importance.

Presentation:

1. Our craft is: The Ark of the Covenant.

2. In Ashdod, the Philistines got rid of the Ark of the Covenant after suffering punishment from mistreating the LORD, the one, true, holy God.

3. Bible Truth 6 is: The LORD Is Holy.

4. The Ark of the Covenant was to be treated as holy because God had designed it to be a special place of His holy presence. The LORD punished the Philistines for failing to treat Him and the Ark of the Covenant with the honor and obedience His perfect holiness deserved.

5. Our craft can help us remember that none of us treats God as His holiness deserves. Only through Jesus and His perfect holiness can we have fellowship with God

Note: Even non-readers can participate in presenting the craft, if you will whisper what they are to say in their ear and let them say it aloud for the others to hear.

SALT DOUGH RECIPE:

2 cups of Plain Flour

1 cup of table salt

1 cup of water

OPTIONAL

1 tablespoon of vegetable oil (makes it a little easier to knead)


1 tablespoon of wallpaper paste (gives the mixture more elasticity)

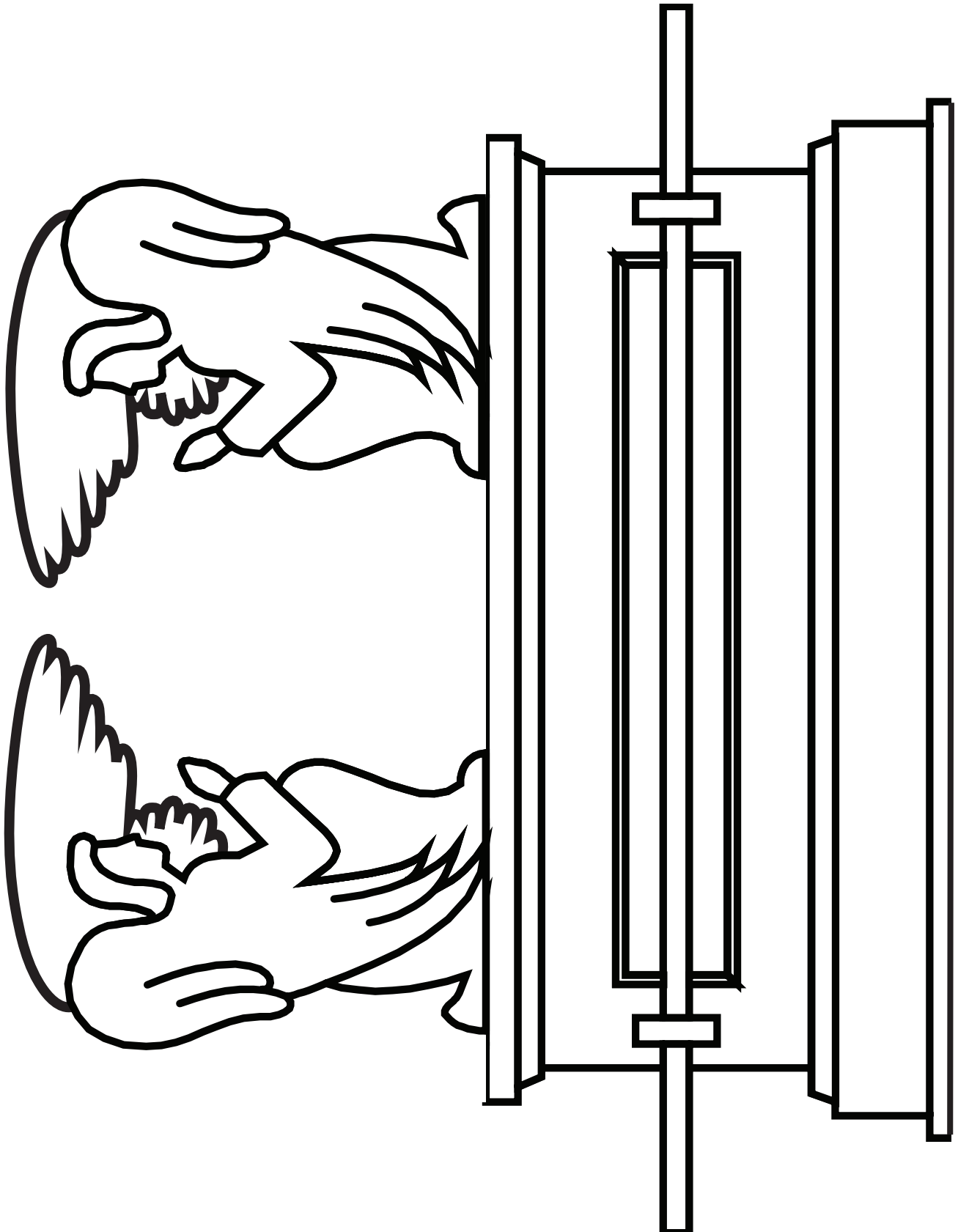
1 tablespoon of lemon juice (makes the finished product harder)

METHOD

Put plain flour, salt and any, or all, of the optional ingredients into a mixing bowl and gradually add the water, mixing to soft dough. This should be neither too sticky, in which case add more flour, nor too dry, in which case add more water. When mixed remove from the bowl, place on a flat surface and knead for 10 minutes to help create a smooth texture. If possible it is best to let the dough stand for approximately twenty minutes before beginning a project. Unused dough can be stored in the fridge, in an airtight container or cling film, for up to a week. Children always love making models, and as long as you don't add wallpaper paste all of the ingredients are natural. So if they are tempted to put it in their mouths, all it will do is taste incredibly salty.

Figure #1 Ark of the Covenant





BEFORE CLASS:**1. PICK YOUR PERSON**

VIPPs can be anyone in your church! Typically, they fall into 6 categories: Church staff, Elders, Deacons/deaconesses, Special Volunteers (people who aren't paid, but spend a lot of time helping out in particular ways), Supported Workers (aka missionaries), and Church Members.

2. GATHER YOUR FACTS

Use the VIPP Information Sheet to write down the facts about your VIPP. The information on this worksheet is used in the VIPP activities, listed in the "Choose an Activity" section below.

DURING THE ACTIVITY:**1. INTRODUCE YOUR VIPP**

Introduce your VIPP to the children, using the VIPP Information Sheet. Fill in a set of VIPP Clue Cards with the information for your VIPP. If desired, you can even have the actual person come into class for the children to meet.

Need help describing what someone does for the church in a kid-friendly way? Check out the list of common VIPPs on the Praise Factory website in the PFI resources. There are lots of kid-friendly descriptions for common VIPP's, such as pastors, elders, deacons and a lot more.

2. PRAY!

Lead the children in praying for the VIPP. Ask the children if they would like to pray for one of the VIPPs prayer requests. Even non-readers can pray for the VIPP if you whisper the prayer request in their ear, then let them say it aloud. Never force a child to pray!

3. CHOOSE AN ACTIVITY

There are two activities you can use to help the children learn about the VIPP:

VIPP Clue Cards: These are nine coloring sheets in which children fill in the nine things they learn about the VIPP from the VIPP Information Sheet. Photocopy a set of each child. Use as few or as many of these Clue Cards as you desire. Clue Cards found at the back of this book.

VIPP Game: This is a game that uses a set of Clue Cards for one or two VIPPs.

Choose a VIPP and fill in his/her information on the VIPP Information Sheet. Fill in a set of VIPP Clue Cards with the information for your VIPP. Tell the children about the VIPP, having them fill in the VIPP Clue Cards with the key facts as they learn them. Write any words the children need to write on a white-board or other piece of paper so they can see how to spell them. Help younger children write these words on their clue cards. Ideas for how to tell the children about many common VIPPs are listed at praisefactory.org with the resources for this Bible Truth.

Optional TAKING IT TO OTHERS Activity: Introduce and Pray for the VIPP

If you are presenting the VIPP to other children or parents you can assign children to hold up the 10 clue cards and say what each card tells about the VIPP. (Or, you can have the children hold them up as you tell what each one means.) Then lead the children in praying for the VIPP.

Game: Mix and Match

Materials

Information for two VIPPs

2 Set of Clue Cards

Bag

Preparing the Game

1. Fill in one set of clue sheets for each of the VIPPs you are using.
2. Put all the Clue Cards in a bag, except for the ones with the names and pictures of the VIPPs.

Playing the Game

Reveal: Tell the children about each VIPP, showing them your filled-in clue cards as you tell about them.

Review: Put all the Clue Cards for both VIPPS in the bag. Mix up. Have children take turns pulling clues out and have the class try to remember which clue goes with which VIPP. You can make this a team game by splitting the children into two teams and giving points when their team players correctly put a clue in the right place.

VIPP INFORMATION SHEET

VIPP NAME:

WHAT VIPP LOOKS LIKE

Man or Woman? _____

Hair color? _____

Eye color? _____

FAVORITE ANIMAL

FAVORITE FOOD

FAVORITE FREE TIME ACTIVITY

WHAT VIPP DOES DURING WEEK

VIPP GROUP OF SERVICE:

- | | |
|-------------------|----------------------------------|
| Church Member | Deacon |
| Elder | Church Staff |
| Special Volunteer | Supported Worker
(Missionary) |

3 WAYS VIPP SERVES CHURCH

3 WAYS TO PRAY FOR THE VIPP

BIBLE TRUTH 6, LESSON 2: PLANNER/OVERVIEW

GETTING STARTED: Welcome and Opening Songs (*introduce unit and get kids moving with these songs*)

Welcome to Praise Factory: PFI: Praise Factory Investigators Theme Song *PFI NIV Songs 4 CD, Track 1*

Rules to Help Us Worship God and Love Others: WoGoLOA Classroom Rules Song
PFI NIV Songs 4 CD, Track 2

Big Question Under Investigation: Big Question 4 Songs *PFI NIV Songs 4 CD, Tracks 3,4*
(*Extra Song: Inspector Graff's Rap: The ABC's of God PFI NIV Songs 4, Track 5*)

Big Question Bible Verse: 1 Kings 8:23 Song *PFI NIV Songs 4 CD, Track 6*

DIGGING DEEP DOWN: Key Concept and Story (*introduce the Bible Truth and tell the related story*)

Bible Truth 6: The LORD Is Holy

Bible Truth Hymn: Holy, Holy, Holy *PFI NIV Songs 4, Tracks 18,19*

Bible Verse: Isaiah 6:1-3

Bible Verse Song: I Saw the LORD *PFI NIV Songs 4, Track 20*

Lesson 2 Story of the Saints: The Case of the Remarkably Merciful Message

TAKING ACTION: Response Activities (*choose from among these activities*)

Snack and Discussion Planner: Food of Burma

ACTS Prayer: Prayer Sheet

Bible Truth Review: Discussion Questions and Game: Sit Ball

Bible Truth Hymn: Holy, Holy, Holy *PFI NIV Songs 4, Tracks 18,19*
Song, Sign Language and Song Game: Word Take Away **PFI NIV Songs 4 BOOK or ONLINE**

Bible Verse Review: Isaiah 6:1-3 Discussion Sheet and Game: Scrambled Eggs

Bible Verse Song: I Saw the LORD: Isaiah 6:1-3 *PFI NIV Songs 4, Track 20*
Song, Sign Language and Song Game: Big Voice, Little Voice **PFI NIV Songs 4 BOOK or ONLINE**

Story Review: Discussion Questions and Game: Four Corners

Case Replay, Jr: Drama Activity for Youngest Children (children do same story actions together)

Case Replay, Sr: Drama Activity for Most Children (children re-tell story with individual parts)

Craft: Adoniram Judson in Prison

VIPP (Very Important Prayer Person) Prayer Time: Coloring Sheets (Back of Book) and Game: Picture Run

TAKING IT HOME: Take Home Sheet for Review and Family Devotions

PFI Pronto: Bible Truth 6, Lesson 2 **PFI NIV Prontos 4 BOOK or ONLINE**

The Case of the Remarkably Merciful Message

by Connie Dever

Our story is called:**The Case of the Remarkably Merciful Message.****As you listen to the story, see if you can figure out:**

1. What was the Merciful Message? Who came to believe it?
2. What was so remarkable about how merciful it was?

This story doesn't take place in Bible times. It starts out on August 9, 1788, in Malden, Massachusetts.

What a happy day this was for Mr. and Mrs. Judson! Mrs. Judson had just given birth to a son. "Thank You, Lord, for our son, Adoniram. Please make him a man who loves You. Please use him to tell many others about You. Do great things through him," they prayed.

It soon was clear that God had given Adoniram some unusual gifts--gifts that could be used to do great things for God. When only three years old, little Adoniram began to read and memorize the Bible. He learned about God's holiness: His perfect goodness and power. About our sinfulness: that we all deserve God's punishment. About God's love for sinners through Christ: who suffered and died as the perfect sacrifice for the sins of all who would turn and trust in Him. And about God's offer of eternal life to all who do trust in Jesus: their sins forgiven, the Holy Spirit in their heart, the promise of life with God forever in heaven.

By the time he was four, Adoniram began to tell others these great truths, too. His favorite game was playing church with the neighborhood children. He, would preach a little sermon and lead the others in singing, "Go, Preach My Gospel," a favorite hymn at their church. "We must go into all the world and tell them about the love of Christ, its height, its depth, its length and breadth!" Adoniram urged the other children, "Oh, that Jesus would suffer and die to save sinners like you and me!"

When Adoniram was old enough to go to school, he amazed his teachers. "We've never had such a smart student!" they told his parents. "You must send him to Providence College so he can finish his education."

His parents happily agreed. It looked like all their prayers for their son were being answered! The Lord was preparing Adoniram to do great things for him.

Adoniram found the work at Providence College

difficult. The other students were very smart. Even so, Adoniram was soon known as one of the college's best students.

Another extremely smart student named Jacob Eames heard about Adoniram. He heard how smart he was and that he came from a godly family. Mr. Eames thought it was silly to believe in God and decided to do something terrible. He would do everything he could to get Adoniram to stop believing in God.

Eames' plan worked. Adoniram was so charmed by his new friend that he rejected all that he had learned about God. For you see, it's one thing to know about the love of Christ and the forgiveness He offers; but it's another thing to believe in Christ and ask for forgiveness for yourself. Adoniram had been a "knower" as a child; but had not been a "believer." He had yet to trust in Jesus as His own Savior.

"I don't believe in God as you do," he told his parents. "I'm not going to spend my life telling other about Jesus. I want to be rich and famous," he told them. "But first, I am going to travel. I want to see America," Adoniram got on his horse and set off down the road, ready to live life his own way.

One evening Adoniram came to a little country inn. "Do you have any rooms available?" he asked.

"I do, but it's next to the room of a dying man. He's in a lot of pain and makes a lot of noise. You might not want it," the innkeeper replied.

"I'll take it. Death doesn't bother me," Adoniram said.

But listening to that poor, dying man all night did bother Adoniram... a lot! Questions about this dying man filled his mind: "What kind of man was he? Was he

Story-telling Tips**Ahead of time:**

1. Read the Bible verses and story. Pray!
2. Create story cue cards on index cards (or highlight text).
3. Practice telling story dramatically, timing your presentation. Shorten, if necessary to fit your allotted time.
4. Decorate area with story props that help bring your story alive.

During your presentation:

1. Maintain as much eye contact as possible as you tell the story. Point to/use props at important points in the story. Include the kids in your story with a few questions about what they think will happen or words/concepts that might be new to them.
2. Watch the kids for signs that their attention span has been reached. Shorten, if necessary.

ready to stand before the holy LORD? Did he trust in Jesus' death as payment for his sins? Where would he spend eternity?" Adoniram wondered. Then he scolded himself: "You're thinking about death as a Christian would! Eames would think that was ridiculous."

That night, the man died. "What was the man's name?" Adoniram asked the next morning.

"Jacob Eames," the innkeeper replied.

Adoniram gasped in horror. "It was my friend! Eames! Now he's dead!" he said. "He died unprepared to meet the holy Lord. He never confessed his sins or trusted in Jesus for forgiveness. He died without hope!" he exclaimed. "I will, too, if I don't give up my rebellious ways and turn to Him! What a fool I've been!"

Right then, Adoniram confessed his sins and trusted in Jesus as his Savior! God forgave Adoniram and filled his heart with His love. Adoniram was overcome with God's kindness to him! "How great is God's love for sinners that He would choose to forgive me even though I chose to reject Him all these years!" Adoniram thought.

Adoniram rode straight home to tell his parents the change the Lord had brought to his heart. How they rejoiced! Adoniram's life plans changed, too. He made it his one goal to live a holy life. Every day he lived by asking, "Does this please the Lord?"

He also decided to go to Burma to tell people about Jesus. "How will these people be saved if no one will go?" Adoniram thought. "They have to face the holy God like the rest of us. Surely the love of God through Christ must reach to people in all parts of the world. I will go and tell them, that they might turn from their sins and trust in Christ and be saved."

A few years later, Adoniram and Ann--his new bride of just seven days--said goodbye to their friends and families and set sail for India and then Rangoon, Burma. How different Rangoon was from Massachusetts! They had left the snowy, cold winters of New England for the steamy tropics and rainy season floods of Burma. Back home, there had been churches in every town. Now there were only Buddhist pagodas (temples) with giant statues of Buddha in them.

Adoniram and Ann stared up at the massive Shwedagon Pagoda of Rangoon. It was covered with 60 tons of gold and over 5000 diamonds. Its spire alone was

over 300 feet tall! It was the pride of the Burmese people, but it made the Judsons so sad. There was nothing in Buddha's teachings to point the Burmese people to Jesus. Buddha taught there was no God who people could know and love, only a great invisible force that people who follow Buddha's teachings will become a part of. Many of the people lived in fear of evil spirits that they believed must be pleased by sacrifices to keep them from doing harmful things to them. Oh, how the Burmans needed to know about the height, the depth, the length and breadth of the love of Christ! Adoniram knew this more than ever.

"The still, small voice of God will come and replace your power," Adoniram vowed as he stood looking at the huge pagoda. "The churches of Jesus Christ will take the place of these monuments to idols. Voices will sing hymns of praise to Jesus Christ!"

The only place Adoniram and Ann could find to live in was a small mud hut, built on a swamp outside of the city wall. On one side was the trash dump and on the other was the cemetery. Yet even in these horrible conditions, the Judsons eagerly set to work on learning Burmese--one of the most difficult languages in the world--so they could tell the people of Burma about the love of Christ.

The Judsons prayed and worked for six, long years before the first Burman came to believe in Jesus. The Judsons rejoiced at God's blessing and kept praying and working. Slowly others came to believe, too.

As the number of Burmese Christians grew, so did anger from the Burmese government. They didn't want their people to believe in Jesus! They accused Adoniram of being a spy, though they knew he wasn't one. They threw him into prison, even forcing him to live in an abandoned lion's cage for a while. Ann and their child suffered greatly, too; but, never did they regret coming to Burma.

"Think much on the love of Christ, think much on the love of Christ!" Adoniram would tell everyone. Nothing--not even their lives--was too much to give up so that the Burmese might know God's great love offered to sinners through Christ. After thirty-four years, Adoniram boarded a ship for America. It was time to go home for good. He had translated the entire Bible into Burmese,

started sixty-three churches, and seen over seven thousand Burmese come to know the Lord. But his body, sick and worn from years of difficulties, was never to make it back to America. Adoniram died on board the ship and his body was buried at sea.

What were the last words of this man? They were "Think much on the love of Christ; think much on the love of Christ!"

Even at the very end, all he could think of was the love Christ showed by coming to be the payment for sins, that many might know the wonderful fellowship with the holy God, rather than face His just punishment for their sins.

Cracking the Case:

It's time to answer our Case Questions.

1. What was the Merciful Message? Who came to believe it? That the Lord, though He is perfectly holy, loved us so much that He sent His Son Jesus to take the punishment for all who turn from their sins and trust in Jesus. Through Him, we have forgiveness of sins and eternal life.

2. What was so remarkable about how merciful it was? Because it came from God, who is holy, and was made to sinners who deserved His punishment, not His mercy.

Something For You and Me

**Our Bible Truth is:
The LORD Is Holy**

Our Bible Verse is: Isaiah 6:1-3

"I saw the LORD seated on a throne, high and exalted, and the train of His robe filled the temple. Above him were seraphs, each with 6 wings. . .and they were calling to one another: 'Holy, holy, holy is the LORD Almighty; the whole earth is full of his glory!'"

Adoniram Judson lived a life thinking much on the love of Christ, for he knew how he had no hope before a holy God without Christ's loving sacrifice made on his behalf. He gave his whole life as an offering of thanksgiving in return. Nothing was too much to do for His Lord.

What about you and me? Do we think much on the

love of Christ? Do we realize that it is only through Him that we shall receive forgiveness for our sins and enjoy fellowship with the holy God rather than punishment? Like Adoniram Judson, like the people of Burma; like all people, everywhere, we need Jesus to be our Savior. It is God's free gift to all who turn from their sins, confess them to God and trust Jesus as their own Savior.

Let's praise God for loving sinful people like us so much that He would send Jesus to save us. Let's ask Him to help us to live out our lives thinking much on His love; and to create in us a willingness to serve Him, however He desires.

Close in prayer.

Closing ACTS Prayer

A God, we praise You for being purely holy and full of love.

C God, we confess that like Adoniram Judson, we have heard that God is holy, yet we sin against Him. We need Jesus to be our Savior.

T God, we thank You for Your great patience with sinners, like Adoniram Judson and like us. Thank You for sending Jesus to save all sinners who turn from their sins and trust in You as their Savior.

S God, we ask that You would work in our hearts that we might turn away from our sins and trust in Jesus as our Savior. Help us to tell others about God's great love shown through Jesus, that they might be saved, too.

Special Words

Pagoda: A place of worship for Buddhists or Hindus, found in Asia and India. Usually a many tiered, pointy-topped tower.

Buddha: A religion based on the ideas of a man called, the Buddha. Buddhists don't believe in a god, but follow teachings that they believe free them from suffering until they reach a happy state of oneness with the universe called "nirvana." Buddhism is practiced by people in all parts of the world, but especially Asian countries, like Japan.

Burma: A country in Asia that lies east of India. Officially the Republic of the Union of Myanmar or just Myanmar.

ACTS PRAYER ACTIVITY

Use this sheet to write down your ACTS Prayer

Instructions:

Use this sheet to help the children apply the Bible Truth into a prayer. You can use the ACTS provided or even better, have the kids think of their own applications. Also have the children add their personal requests to the prayer, too. Lead the children in the prayer or let them pray sections, with your help. Never force a child to pray! Non-readers can participate by you whispering a section of the prayer into their ear and allowing them to pray it aloud for the group.

ADORATION:

God, we praise You for being holy: perfectly good and so very great! You are without sin!

God, we praise You for being.....

Add your own Adorations:

CONFESSION:

God, we confess that we are not holy. We choose to rebel against You in so many ways. We like to do things our way, doubting that Your way is best. We need a Savior!

God, we have sinned against You....

Add your own Confessions:

THANKSGIVING:

Thank You, God for sending Jesus to die as the perfect payment for the sins of all who would ever repent and trust in Him as their Savior. He made the way for sinful people to become God's holy people.

God, we thank You for...

Add your own Thanksgivings:

SUPPLICATION:

God, work in our hearts. Help us to turn away from our sins and trust in Jesus as our Savior. Help us to be holy --knowing You, loving You and obeying You with our whole life.

God, we need Your help...

Add your own Supplication:

SNEAKY SNACK

Can you figure out how this snack relates to the story?

Snack: Food of Burma

Burmese food such as: Fresh or dried mangos; or mango chutney (comes in a jar in the international food section of the grocery store) with pita or afghan bread; and/or rice with "fish sauce" (in a jar, international food section)

This is only a suggestion. Feel free to modify. Be mindful of allergy issues among your children!

Case Tie-in: Adoniram Judson was amazed that the Lord would mercifully save him after he had rebelled so terribly against Him and the message of the gospel he had known from a child. He went to Burma to tell this message to people there, enduring many difficult things so that they, too, might come to believe this merciful message from the holy Lord.

SOUL FOOD

Food for thought during snack time

1. What does the snack have to do with the story?

Choose a few questions from the other activity discussion sheets to talk about during this snack time.

2.

3.

4.

5.

6.

7.

Directions: Read and discuss Bible Truth, using a FEW of the questions. Play game. Feel free to modify the game to fit your children.

The LORD Is Holy

God is holy. He set apart from everything and everyone else. He is good and He is great. He never sins in anything He thinks, says, does or plans. Because He is holy, He hates sin. Sin is rebelling against God and His good ways. God is so holy that nothing sinful can come into His presence.

We are all sinners, so how can we ever become God's people? It is only because of Jesus, the holy Son of God. Jesus came to earth and lived a perfect life. He chose to die on the cross to pay for the sins of God's people. He suffered the full punishment for their sins, exchanging their un-holiness (sinfulness) for His perfect holiness. Now all who repent of their sins and trust in Jesus as their Savior are saved. They get to know God and will one day live in His holy presence forever.

God calls His people to live for Him by being holy as He is holy. He wants them to reflect the way He is. God's Holy Spirit helps them do this. He lives in their hearts and helps them to love God and obey Him. God's people will always struggle with sin while they live here on earth. But one day, they will live with their wonderful God in heaven, perfectly good and holy, changed by Him to never sin again! How wonderful that will be!

Understanding the Bible Truth

1. What does it mean that God is "set apart"? *It means that He is like nothing else in His pure holiness. He alone is perfectly good and so very great. He alone never sins.*
2. How is it comforting to know that God never sins in anything He does, thinks, feels or plans, when something happens to us that we don't understand? *Even though we can't know why the thing has happened to us, we can trust that God has only good intended to work through it. He never sins. He never intends evil.*
3. What does God hate? Why does He hate this? *God hates sin because He is perfectly holy and it is always right to obey Him.*
4. Why can't anything sinful come into His presence? *God hates sin. His holiness demands that He punish sin. Anything sinful will be destroyed. God will not tolerate it.*
5. Since God's people are sinners, how is it that they will be able to come into God's holy presence in heaven? *Because Jesus paid for their sins. There is no punishment left for their sins. God treats them as if they were perfectly holy.*
6. How does God call His people to live? *Holy lives, like Jesus.*
7. Who helps God's people live holy lives? *God's Holy Spirit, at work in their hearts.*
8. Can God's people live perfectly holy lives here on earth? *No. God's people will always struggle with sin while they live here on earth.*
9. When will God change His people so that they sin no more? *In heaven.*

Story Connection Questions

1. How does the case story point to the **Bible Truth: The LORD Is Holy**? Why did Adoniram Judson especially feel his sinfulness before the holy God after his friend died?
From childhood, he had known about the holiness of the Lord and how all people are sinners who need Jesus' forgiveness for their sins if they were to be spared the Lord's just punishment. Yet, he had let his friend die without knowing this; and he, himself, had acted so terribly to the Lord even though he did know this.

Bible Verse Connection Question

1. What does our Bible Truth have to do with our Bible Verse: **Isaiah 6:1-3**: "I saw the LORD seated on a throne, high and exalted, and the train of His robe filled the temple. Above him were seraphs, each with six wings...and they were calling to one another: 'Holy, holy, holy is the LORD Almighty; the whole earth is full of his glory!'"
It is a picture of God's holiness. The LORD is set apart from everything else, high and exalted because of His perfect holiness. He is so holy that the seraphs repeat to each other how holy He is. He is so holy that even the whole earth is filled with the glory of His holiness.

Life Application Questions

1. What should God's people do to live holy lives? *Pray that by the Holy Spirit the Lord would work in their hearts so that they hate sin; so that they honor the LORD; so that they try to do only what is good and loving in everything they think, do, feel or plan.*
2. How can we become God's people? *By turning away from our sins and trusting in Jesus as our Savior.*

ACTS Questions

1. What is something we can praise God for because of this Bible Truth?
Praise God for being holy: perfectly good and so very great.
2. What are sins we can confess to God because of this Bible Truth?
Confess that we are not holy. We choose to rebel against You in so many ways. We like to do things our way, doubting that God's way is best. We need a Savior!!
3. What is something we can thank God for because of this Bible Truth?
Thank God for sending Jesus to die as the perfect payment for the sins of all who would ever turn and trust in Him, making the way for sinful people to become God's holy people.
4. What is something we can ask God for because of this Bible Truth?
We can ask God to work in our hearts that we would want to turn away from disobeying Him and trust in this wonderful Jesus as our own Savior. Ask God to help us be holy in our thoughts, words and actions, like He is holy.

The Gospel

1. God is the holy King and Creator who deserves our worship, but we have all rebelled against Him. We deserve His punishment! Is there any hope? What is the gospel?
God is the good Creator and King of the world. He made people to worship Him and live by His good laws. But we are all sinners who've rebelled against Him. We all deserve death--God's just, eternal punishment for our sins. How terrible! But God has good news for us. In His great mercy, God sent His Son, Jesus to earth as a man to save sinners. He lived the perfect life that pleases God. (He's the only one who's ever done that!) He offered it up to God His Father as the perfect sacrifice for sins when He suffered and died on the cross. Then, on the third day, Jesus rose from the dead in victory. He had fully paid for the sins of God's people, so they wouldn't have to! Now all who turn away from their sins and trust in Jesus as their Savior will receive forgiveness of sins and eternal life with God. They will be His very own special people who will know Him and enjoy Him forever. We can be God's people, too, if we turn from our sins and trust in Jesus as our own Savior.

Game: Sit Ball

Materials

Two or Three soft baseball sized balls. Or, could use beach balls
Bible Truth Questions

Preparing the Game

1. Choose 20+ questions for your game from the Bible Truth Discussion Questions, or make up your own.
2. Write the Bible Truth questions on small thin strips of paper (or make a photocopy of the Bible Truth Discussion Questions and Simply cut them into strips) and put them in the bag/bowl.

Playing the Game

Have children sit in a circle on the ground, with about 2' spacing. Give them two or three soft indoor baseballs and are to throw them from one to another, avoiding "It" who is moving around trying to catch one. When a ball is caught, the child who threw the ball chooses a question for the class to answer. If correctly answered, the player becomes the new "It". If not, then the old "It" remains in place.

Game continues as number of questions, time, and attention span allow.

Optional TAKING IT TO OTHERS Activity: Quiz Questions

Have the children choose a few of the questions from the game to ask the parents/other children during TAKING IT TO OTHERS time. Help pre-readers by whispering the question in their ear and letting them ask it aloud to the parents/other children. Make sure you read the Bible verse aloud before you ask your questions.

Directions:

1. Write words to song in large print before class.
2. Play the song for the children, helping them follow along on the song sheet.
3. Discuss the song, using a few questions from the discussion sheet. *Don't use them all!*
4. Introduce sign language for key words of your choice from sign language sheet for your song. Use as few or as many as you think the children can learn.
5. Sing and sign the song. Sign language as well as large format lyrics and sheet music are found in the PFI Unit Songbook or online.
6. If desired, play the Song Game.

Optional TAKING IT TO OTHERS Activity: Presenting and Singing the Song

1. Sing and sign the song, encouraging the watching children/parents to join in.
2. Ask the class some of the questions listed below. The Bible Truth Connection Question is particularly good to help them understand how the song ties in with the Bible Truth.

Holy, Holy, Holy

Verse 2

Holy, holy, holy!
All the saints adore Thee,
Casting down their golden crowns,
Around the glassy sea;
Cherubim and seraphim,
Falling down before Thee,
Who wert, and art,
And evermore shall be.

Verse 3

Holy, holy, holy!
Tho' the darkness hide Thee,
Tho' the eye of sinful man
Thy glory may not see;
Only Thou art holy;
There is none beside Thee,
perfect in pow'r,
In love and purity.

Listen to it on PFI NIV Songs 4, Tracks 18,19

Understanding the Song

1. What does holy" mean? *Holy means to be purely good, set apart from all that is evil.*
2. What is a "saint"? *Someone set apart, made holy. Christians are saints. God counts them as holy because of Jesus' payment for their sins on the cross.*
3. How do the saints adore the Lord? *In heaven, the Lord will give each of His people crowns of victory for enduring in faith and good works to death. They will take them off and cast them down before Him because they know that they only had faith and did good works because of His work in them. It was He, not them who is to be praised.*
4. What is the glassy sea? *In Revelation—the last book in the Bible—John sees a vision of the Lord's throne and a large, crystal glass, flat area he calls a sea. It's not a sea like one of water.*
5. What are cherubim and seraphim? *Special angels that surround God's throne.*
6. What does "wert, art, evermore shalt be" mean? *These are old English words that mean was, is and evermore will be. God was, is, and always will be. He is without beginning or end.*
7. What kind of darkness "hides" the LORD? *This is not darkness like night or a dark room. This is a spiritual darkness of sin and evil. This means that the LORD is so holy, so purely good that nothing evil cannot stand in His presence. We are all sinners and live in a world filled with many evil, sinful things. The darkness of this evil "hides" the glorious, perfectly holy LORD from us.*
8. What is sin and what is the "eye of sinful man" not allowed to see? *Sin is rebellion against God, in our heart, our mind, our words or actions. All "men" (people) are sinful. In His mercy, God does not let sinful people see His glory right now. The Bible tells us that even God's glory is so holy that if they saw it they would be destroyed, as punishment for their sin. All who confess their sins and trust in Jesus have their sins forgiven. They will be able to see God's glory and live because Jesus has paid for their sins.*

Bible Truth Connection Question

1. How does this song relate to our Bible Truth: **The LORD Is Holy?**

This song is a picture of God in His splendid holiness in heaven. One day, God's people will come before Him and at last see Him upon His throne in His perfect holiness, just as this song describes.

Story Connection

1. How does this song relate to today's story? *After his friend died, Adoniram Judson was grieved to think how he had sinned against the holy Lord. From that point on, he strove to live a holy life that would please God. Nothing was too much to do for the Lord who was holy, yet who had paid for his sins through Jesus. He adored the Lord for what He had done for him. Even though many would say that Adoniram Judson lived a life doing much for the Lord, he no doubt would very humbly desire to cast his crown before the Lord, knowing that it was only because of His work in his life that anything holy and good was done at all.*

Bible Verse Connection Question

1. What does this hymn have to do with our Bible Verse: **Bible Verse: Isaiah 6:1-3**: "I saw the LORD sitting upon a throne, high and lifted up; and the train of his robe filled the temple. Above him stood the seraphim. Each had six wings...And one called to another and said: "Holy, holy, holy is the LORD of hosts; the whole earth is full of his glory!"?

"Holy, holy, holy" are the words the seraphim cry to one another, as they stand before the LORD in heaven. Both they and the saints (God's people) worship the LORD for how perfect in power, love and purity He is.

Life Application Questions

1. How can God's people be affected by the message of this song? *They can praise God for being purely holy. They can ask Him to send the Holy Spirit to work in their hearts so that they might be His holy people, living lives that are loving and good, in thought, words and actions.*

2. How can we become God's people? *By turning away from our sins and trusting in Jesus as our Savior.*

ACTS Questions

1. What is something we can praise God for from this hymn?

Praise God for being holy: perfectly good and so very great.

2. What are sins we can confess to God from this hymn?

Confess that we are all sinners made to reflect God, but we have all chosen to disobey Him and His good ways. We are not holy as He is. We deserve His punishment! We need a Savior!

3. What is something we can thank God for from this hymn?

Thank God for sending Jesus to die as the perfect payment for the sins of all who would ever turn and trust in Him, making the way for sinful people to become God's holy people. God's people will be so thankful for what He has done for them that in heaven any "crowns" of praise they get for what they have done in serving God, they will want to cast down at Jesus' feet, knowing that He is the one who saved them and enabled them to do whatever good works they did.

4. What is something we can ask God for from this hymn?

We can ask God to work in our hearts that we would want to turn away from disobeying Him and trust in this wonderful Jesus as our own Savior. Ask God to help us be holy in our thoughts, words and actions, like He is holy.

Gospel Question

1. All the saints—that is, all God's people—will cast down their crowns of God's reward before Jesus because they know that anything they did was really because of what God did for them through Jesus. What did they deserve? What did God do for them through Jesus? What is the gospel?

God is the good Creator and King of the world. He made people to worship Him and live by His good laws. But we are all sinners who've rebelled against Him. We all deserve death--God's just, eternal punishment for our sins. How terrible! But God has good news for us. In His great mercy, God sent His Son, Jesus to earth as a man to save sinners. He lived the perfect life that pleases God. (He's the only one who's ever done that!) He offered it up to God His Father as the perfect sacrifice for sins when He suffered and died on the cross. Then, on the third day, Jesus rose from the dead in victory. He had fully paid for the sins of God's people, so they wouldn't have to! Now all who turn away from their sins and trust in Jesus as their Savior will receive forgiveness of sins and eternal life with God. They will be His very own special people who will know Him and enjoy Him forever. We can be God's people, too, if we turn from our sins and trust in Jesus as our own Savior.

Song Game: Word Take Away

Materials

Sign Language Signs and Song
White board and marker
Eraser

Preparing the Game

1. Write the words to the song on a white board.

Playing the Game

1. After children have learned the song and signs well, then tell the children that you are going to leave out words from the song (that you've learned signs for) and just do the sign in its place.
2. Have the children help you choose a word to take out. Erase the word from the board. Review the sign the for erased word.
3. Sing the song, trying to remember to NOT sing the word and do only the sign.
4. Continue to take out words until all of the words (with signs) have been taken out.

Game continues as number of questions, time, and attention span allow.

choose a FEW questions for discussion, then choose the game and/or music activity

Meditation Version: Isaiah 6:1-3

"I saw the LORD seated on a throne, high and exalted, and the train of His robe filled the temple. Above him were seraphs, each with six wings...and they were calling to one another: 'Holy, holy, holy is the LORD Almighty; the whole earth is full of his glory!'"

Alternate Memory Version: Isaiah 6:3

"Holy, holy, holy is the LORD Almighty; the whole earth is full of his glory!"

Understanding the Bible Verse

1. Where did Isaiah see the LORD? *Seated on a throne.*
2. How does Isaiah describe what he saw? *The LORD was high and exalted and the train of His robe filled the temple.*
3. What does "high and exalted" mean? *Majestic, more important, more glorious, more important than anything or anyone else. The greatest king of all.*
4. What is a train of a robe? *Regular robes that we wear are just floor length. We might wear them over our pajamas or when we get out of the bath. Kings have special robes to show they are king. They are made of exquisitely beautiful fabric and even have jewels on them. They are not floor length, but are very, very long so that they trail behind the king as he walks. This long part is called the train of his robe. The more important the king, the longer his robe.*
5. How long was the train of the LORD's robe? What does that tell us about Him? *It filled the temple, it was so long. That tells us that He is by far the most important of all kings.*
6. What are seraphs? *They are a special kind of angel that dwell before God's throne.*
7. Where were the seraphs and what were they doing? *They were flying above the LORD on his throne. They telling each other: "Holy, holy, holy is the LORD Almighty...etc."*
8. What did the seraphs say is full of the LORD's glory? *The whole earth.*
9. How is the whole earth full of the LORD's glory? *Because God made everything, everything is a display of His glory—the skies, the mountains, the oceans, etc. all display a part of His glory. Most of all, God's people, as they love Him and live for Him are a display of His goodness, holiness, love, mercy, etc.*

Bible Truth Connection Question

1. What does this verse have to do with the **Bible Truth: The LORD Is Holy?** *It is a picture of God's holiness. The LORD is set apart from everything else, high and exalted because of His perfect holiness. He is so holy that the seraphs repeat to each other how holy He is. He is so holy that even the whole earth is filled with the glory of His holiness.*

Story Connection Questions

1. What does this verse have to do with our story? *Adoniram Judson was struck with God's holiness and his sinfulness after he learned of the death of his friend. He cried out to God to forgive him for his rebellion against Him and trusted in Jesus' death on the cross as the full payment for his sins against the holy Lord.*

Life Application Questions

1. Will there ever be a time when we could get to see the LORD on His throne, like Isaiah did in his vision? *When? Yes, in heaven all God's people will see Him in all the fullness of His glory.*
2. What must we do if we are to become one of God's people? *Turn from our sins and trust in Jesus as our Savior.*

ACTS Questions

1. What is something we can praise God for from this Bible verse?

Praise God for being the holy LORD God Almighty.

2. What is something we can confess to God from this Bible verse? *That we are all sinners made to reflect God, but we have all chosen to disobey Him and His good ways. We are not holy as He is. We need a Savior!*

3. What is something we can thank God for from this Bible Verse?

We can thank God for sending Jesus to be the perfect sacrifice for the sins of all those who turn away from disobeying God and trust in Him as their Savior. He paid for their sins so they can know the holy LORD.

4. What is something we can ask God for from this Bible Verse?

We can ask God to work in our hearts that we would want to turn away from disobeying Him and trust in this wonderful Jesus as our own Savior. Ask God to help us be holy in our thoughts, words and actions, like He is holy.

Gospel Question

1. What is the good news of salvation that reflects both God's pure holiness and His merciful love? What is the gospel?

God is the good Creator and King of the world. He made people to worship Him and live by His good laws. But we are all sinners who've rebelled against Him. We all deserve death--God's just, eternal punishment for our sins. How terrible! But God has good news for us. In His great mercy, God sent His Son, Jesus to earth as a man to save sinners. He lived the perfect life that pleases God. (He's the only one who's ever done that!) He offered it up to God His Father as the perfect sacrifice for sins when He suffered and died on the cross. Then, on the third day, Jesus rose from the dead in victory. He had fully paid for the sins of God's people, so they wouldn't have to! Now all who turn away from their sins and trust in Jesus as their Savior will receive forgiveness of sins and eternal life with God. They will be His very own special people who will know Him and enjoy Him forever. We can be God's people, too, if we turn from our sins and trust in Jesus as our own Savior.

Game: Scrambled Eggs

Materials

Bible Verse written up in large print so that all can see
 Plastic Hollow Easter Eggs, 10 of one color for each team
 Pen and paper
 2 carpet squares or other base marker

Preparing the Game

1. Clearly print out the words to the verse on paper and cut it into 10+ sections. Number each section in sequence. Place each section in Easter eggs of the same color. Print out another copy of the verse, also numbered sequentially on another piece of paper. Repeat for each team.
2. Hide the eggs around the classroom. Place the two carpet squares down in opposite ends of the classroom.

Learning the Verse

Some or all of your children may be non- or early readers. Teach the verse in sections, having them say it after you. Repeat a few times. Add clapping or other movement as they say it.

Directions

1. If desired, lead the children in a discussion of a **FEW** of the most important questions before beginning game.
2. Explain the game to them as follows:
 Have the children form two teams seated at their bases. Give each team a written out copy of the verse and place it on their base. Assign each team a particular color of Easter egg and tell them that pieces to the verse are hidden in eggs around the room. They are to find all their eggs, remove the verse section from the egg and put it in order. They can use the copy of the verse (and numbers on each section—especially helpful for pre- and early readers) to help them put it in order. The first team to find all the verse, put it in order and recite it as a group wins.

Game continues until all the eggs have been found or as time allows.

Non-competitive Option

Don't split the children into teams. Use any color Easter egg for the pieces of the verse. Hide them around the room. Have the children take turns finding an egg and bringing it back to the group. Have the child open the egg and read (or have you read) the word/s on the piece of paper. Stick them in place on the copy of the verse. If desired, have the children say the verse each time before each "hunt", reinforcing the verse.

Optional TAKING IT TO OTHERS Activity: Quiz Questions

Have the children choose a few of the questions from the game to ask the parents/other children during TAKING IT TO OTHERS time. Help pre-readers by whispering the question in their ear and letting them ask it aloud to the parents/other children. Make sure you read the Bible verse aloud before you ask your questions.

Directions:

1. Write words to song in large print before class.
2. Play the song for the children, helping them follow along on the song sheet.
3. Discuss the song, using a few questions from the discussion sheet. *Don't use them all!*
4. Introduce sign language for key words of your choice from sign language sheet for your song. Use as few or as many as you think the children can learn.
5. Sing and sign the song. Sign language as well as large format lyrics and sheet music are found in the PFI Unit Songbook or online.
6. If desired, play the Song Game.

Optional TAKING IT TO OTHERS Activity: Presenting and Singing the Song

1. Sing and sign the song, encouraging the watching children/parents to join in.
2. Ask the class some of the questions listed below. The Bible Truth Connection Question is particularly good to help them understand how the song ties in with the Bible Truth.

I Saw the LORD

I saw the LORD,
 Seated on a throne,
 High and exalted,
 Seated on a throne,
 Above Him were seraphs,
 Each with six wings,
 They were calling to one another,
 "Holy is the LORD,
 Holy, holy, holy is the LORD.
 Holy, holy, holy is the LORD."
 Isaiah Six, one through three.

Listen to it on PFI NIV Songs 4, Track 20

Song Game: Big Voice, Little Voice

Materials

Song
 Sign language signs used in the song printed out onto little cards
 Blindfold

Preparing the Game

None.

Playing the Game

1. Practice the song and signs until the children know them well. Then tell them: "Children, we are going to hide a sign language sign and see if one of you can find it... with a little help from the rest of us!"
2. Choose someone to be "It" and blindfold them. Choose another child to hide one of the sign language cards. When it's hidden, "It" can remove the blindfold and begin to look.
3. The rest of the children will sing the song in a louder voice when "It" gets closer to the hidden sign and quieter when "It" gets further from the sign.
4. When "It" finds the hidden clue, another "It" is chosen and play begins again.

Game continues as number of questions, time, and attention span allow.

STORY REVIEW

Directions: Read and discuss Bible Truth, using a FEW of the questions. Play game. Feel free to modify the game to fit your children.

General Story Questions

1. What did the Judson's pray for their son from birth? *That he would have a great love for God.*
2. What unusual things did Adoniram do as a very little boy? *He began to read and memorize the Bible at three years old. He played church and preached at four years old to other children.*
3. What was Adoniram like as a student? *He was the best in his class. Even the best his teachers had ever had.*
4. Why did Jacob Eames want to become friends with Adoniram? *He wanted to turn him from Christianity and believing in God.*
5. What did Adoniram decide to do when he rejected Christianity? *He wanted to use his intelligence to become rich and famous. He wanted to travel around America.*
6. What did Adoniram think about all night as he listened to the dying man in the inn? What was strange about this? *If the man was saved or not. Adoniram wasn't supposed to still believe in Christianity. He was supposed to be an atheist. (Someone who believes there is no god at all.)*
7. What did Adoniram think about when he heard that the dying man was his friend? *That his friend had died in his sins and he would, too, if he did not repent and ask forgiveness for his sins. He realized how terribly he had been rebelling against the holy Lord, even though he knew the good news of Jesus.*
8. What changes did Adoniram decide to make in his life? *He would try to live a holy life, doing what God would want him to do. He wanted to be trained to become a pastor.*
9. What was different about Burma from Massachusetts? *Tropical climate; no Christians or churches; people very slow to believe the good news of Jesus; no Bible in their language.*
10. What hardships did Adoniram and Ann face where they lived? *Next to the dump and cemetery.*
11. Why did Adoniram go to jail? *Accused of being a spy.*
12. What did Adoniram think about through all his sufferings? *The love of Christ that He would suffer and die that all who turn and trust in Him would be forgiven of their sins against the holy God and know perfect, eternal life with God forever.*
13. What amazing thing did the Lord use Adoniram's great intelligence to do in Burma? *Translate the Bible into Burmese, one of the most difficult languages in the world.*

Bible Truth Connection Questions

1. What does this story have to do with our **Bible Truth: The LORD Is Holy?** *When Adoniram Judson finally understood his sin before the holy God, he cried out for forgiveness. When he received it, he turned to live a holy life that would please God and to tell others how they, too, could receive forgiveness for their sins.*

Bible Verse Connection Question

1. What does the story have to do with our **Bible Verse: Isaiah 6:1-3:** "I saw the LORD seated on a throne, high and exalted, and the train of His robe filled the temple. Above him were seraphs, each with six wings...and they were calling to one another: 'Holy, holy, holy is the LORD Almighty; the whole earth is full of his glory!'"? *Adoniram Judson was struck with God's holiness and his sinfulness after he learned of the death of his friend. He cried out to God to forgive him for his rebellion against Him and trusted in Jesus' death on the cross as the full payment for his sins against the holy Lord.*

Life Application Questions

1. What can we learn from Adoniram Judson? *Just because we know the right things about God does not mean that we love or trust Him. We should ask the Lord to soften our hearts so that we truly turn to Him for forgiveness and for His Holy Spirit to live in our hearts to help us love and live for Him.*
2. How can we become God's people like Adoniram Judson did? *By turning away from our sins and trusting in Jesus as our Savior.*

ACTS Questions

1. What is something we can praise God for being that we learned in our story?

Praise God for being purely holy, yet full of love!

2. What is something we can confess as sin that we learned in our story?

Confess that like Adoniram Judson we have heard that God is holy and good, yet we have still chosen to disobey Him and live life our own way. We need a Savior!

3. What is something we can thank God for that we learned in our story?

We can thank God for His great patience with sinners, like Adoniram Judson and like us. We can thank Him for sending Jesus to save all sinners who turn from their sins and trust in Him as their Savior.

4. What is something we can ask God for that we learned in our story?

We can ask God to work in our hearts, helping us to turn away from our sins and trust Jesus as our own Savior, like Adoniram Judson. We can ask Him to help us tell others about God's great love shown through Jesus, that they might be saved.

The Gospel

1. What is the good news of Jesus that Adoniram believed and told to the people of Burma? What is the gospel?

God is the good Creator and King of the world. He made people to worship Him and live by His good laws. But we are all sinners who've rebelled against Him. We all deserve death--God's just, eternal punishment for our sins. How terrible! But God has good news for us. In His great mercy, God sent His Son, Jesus to earth as a man to save sinners. He lived the perfect life that pleases God. (He's the only one who's ever done that!) He offered it up to God His Father as the perfect sacrifice for sins when He suffered and died on the cross. Then, on the third day, Jesus rose from the dead in victory. He had fully paid for the sins of God's people, so they wouldn't have to! Now all who turn away from their sins and trust in Jesus as their Savior will receive forgiveness of sins and eternal life with God. They will be His very own special people who will know Him and enjoy Him forever. We can be God's people, too, if we turn from our sins and trust in Jesus as our own Savior.

Game: Four Corners

Materials

Red and Green Construction paper
 2 rulers
 4 Large pieces of paper and a Marker
 Masking Tape
 Four small pieces of paper
 Cup or bag
 Story Review Questions
 Optional: Team Pennies to differentiate each team

Preparing the Game

1. Make up story review questions that answer the questions: Why? What? How? What would you do? You will want to have 20+ questions. Many of the Story Review Discussion Questions can be modified to fit one of these four questions.
2. Make a stop sign and a green light out of the red and green construction paper and tape them each to the end of a ruler.
3. Make four signs out of the paper: Why? What? How? What would you do? Tape these signs in 4 different locations, such as corners of the room.
4. Write these 4 names also on four small pieces of paper of equal size and place in the cup/bag.

Playing the Game

Divide the children into two teams. At the leader's signal, all the children will run to one of the four signs and place their hand on it or near it. When leader yells "Freeze" then the children must stay at their station. The leader then pulls one of the pieces of paper out of the cup and asks the children at that particular station a Story Review question. If they get it right, then they gain as many points as children from that team who were at that station. Play then resumes again.

Game continues as number of questions, time, and attention span allow.

Non-competitive Option

Don't split into teams. Simply ask the children at the particular station the question and let them work together to answer it.

Optional TAKING IT TO OTHERS Activity: Quiz Questions

Have the children choose a few of the questions from the game to ask the parents/other children during TAKING IT TO OTHERS time. Help pre-readers by whispering the question in their ear and letting them ask it aloud to the parents/other children.

CASE REPLAY ACTIVITIES

Use this guide to review the Case Story and act it out for others to enjoy!

CASE REPLAY, JR: YOUNGEST CHILDREN

Description: The children will act out the story together, everyone doing the same action/sound effect at the same time. This activity is most suitable for kindergarteners.

Materials

The Case RePlay, Jr. script for younger children

Preparation

1. Read through the script and write in the blanks along the side possible actions/sound effects the children could do to act it out.

Instructions

1. Tell the children that they will be re-enacting the story together as you tell it.
2. As you read the script, lead the children in actions/sound effects to do with you.
3. If desired, you can read the script and stop at certain sentences and ask them what a good action/sound effect would be to act out what you just read.
4. Repeat the re-enactment one or two times more.

CASE REPLAY, SR: OLDER CHILDREN

Description: The children act out the story as a three-scene play. You will narrate it using the Case RePlay, Sr. script and they will act it out (no spoken words, for the most part), with each child assuming a different character's role. This activity is most suitable for first grade and up. You will review the story, then practice it a few times before performing it for others.

Materials

The Case RePlay, Sr. script
White board or other large format paper
Costumes and props

Preparation

1. Prepare for the play by choosing costumes and props for each character in the story. Decorate the area with any scenery props.
2. Write the words "Beginning," "Middle," "End" on a large piece of paper/whiteboard with plenty of space under each heading. You will use this paper to help the children think about the story as a three-scene play, as it is presented in the script.

Instructions

1. Tell the children that they will get to act out the story as a three-scene play, with a beginning, Middle and end section. Tell them that before they can act it out, they need to think it out. as you narrate it with your script.
2. Take the children's answers as they recount the story, helping them put key incidents in the right order.
3. If desired, when they have filled in their Beginning, Middle, End, read through your whole (real) script, so they hear exactly what you will have them act out.
4. Then tell the children that it's time to practice acting out the story.
5. Assign parts to each child. If you are using costumes, do NOT give them out at this point. They will be a distraction.
6. Have all the children sit on the floor or in chairs on one side of the "stage," then call the characters up in place as their part in the story comes.
7. As you read the script, guide the children in where you want them to move or do to act it out.
8. After going through the whole script once, give out any costumes and props and act out the script once or twice more.

Optional TAKING IT TO OTHERS Activity: Re-enacting the Story

Read the script as the children act out together (younger) or assuming different roles (older) as the other children or the parents watch.

CASE REPLAY, JR--YOUNGER KIDS (KINDERGARTEN) P.2

Welcome to our play! The name of our story is called: The Case of the Remarkably Merciful Message.

Our story starts out on August 9, 1788, in Malden, Massachusetts.

And now we present: "The Case of the Remarkably Merciful Message."

Scene 1:

From birth, Adoniram Judson's parents prayed that he would grow to be a godly man. Adoniram was very smart. He started reading and memorizing the Bible at 3 years old. At 4, he played church with his friends, telling them about Jesus and urging them to go tell others about Him, too. Adoniram was the best student at school. He amazed his teachers. Everyone thought he should go on to college. His parents were sure that the Lord was going to use his time at college to prepare him to do great things for the gospel.

Actions:

Scene 2:

At college, Adoniram soon becomes the best student in his class. Jacob Eames, another very smart young man decides to make friends with Adoniram in order to turn him away from believing in God. His plan works! Adoniram decides he isn't a Christian. He says he doesn't believe in God at all, just like Eames. His parents are very, very sad. After college, Adoniram decides to take a trip around America. Stopping at an inn one night, Adoniram sleeps in the room next to a dying man. He listens as the man moans in pain all night before dying. Adoniram begins to worry about the man's soul. He hopes the man trusts in Jesus as his Savior, then gets upset with himself for still acting like he believes in God. In the morning Adoniram finds out the man who died was his friend Jacob Eames. Adoniram realizes that he has been living in rebellion against God and deserves the same end as his friend. He cries out to God to forgive him through Jesus. Adoniram becomes a Christian. His parents are delighted.

Scene 3

Adoniram begins to live a holy life for God. He goes to school to become a minister and decides to go overseas to Asia to tell people about Jesus.. He and his wife, Ann, sail to Burma. They are deeply troubled by all the idol worship and temples to Buddha, while there is no one to tell the people about Jesus. They work hard and suffer much as they tell others about Jesus. They live next to the dump and the cemetery. They work six, long years before anyone became a Christian. Adoniram is falsely accused of being a spy and is sent to prison. He even has to sleep in a lion's cage. Despite all these difficulties, Adoniram kept thinking about the love of God through Christ. It was this love that saved him from the punishment he deserved for his sins. He wanted others to know that love and forgiveness, too. Adoniram stayed in Burma 34 years and finally died on the ship sailing home. Even to the end, he only thought of the love of Christ.

Bible Truth Tie-In:

The Bible Truth we are learning is: **The LORD Is Holy.** When Adoniram Judson realized his sin before a holy God and the love Jesus showed by dying for his sins, he gave his whole life to tell others. He wanted them to know the same love and forgiveness.

CASE REPLAY, SR--OLDER KIDS (1ST GRADE AND UP) P.3

Welcome to our play! The name of our story is called: The Case of the Remarkably Merciful Message.

Our story starts out on August 9, 1788, in Malden, Massachusetts.

The characters in our story are: Adoniram Judson and his parents, students and teachers at his local school, students and teachers at Providence College, Jacob Eames, Inn keeper, Ann Judson, Burmese officials, People of Burma

And now we present: "The Case of the Remarkably Merciful Message."

Scene 1: (Beginning)

From birth, Adoniram Judson's parents prayed that he would grow to be a godly man. Adoniram was very smart. He started reading and memorizing the Bible at 3 years old. At 4, he played church with his friends, telling them about Jesus and urging them to go tell others about Him, too. Adoniram was the best student at school. He amazed his teachers. Everyone thought he should go on to college. His parents were sure that the Lord was going to use his time at college to prepare him to do great things for the gospel.

Scene 2: (Middle)

At college, Adoniram soon becomes the best student in his class. Jacob Eames, another very smart young man decides to make friends with Adoniram in order to turn him away from believing in God. His plan works! Adoniram decides he isn't a Christian. He says he doesn't believe in God at all, just like Eames. His parents are very, very sad. After college, Adoniram decides to take a trip around America. Stopping at an inn one night, Adoniram sleeps in the room next to a dying man. He listens as the man moans in pain all night before dying. Adoniram begins to worry about the man's soul. He hopes the man trusts in Jesus as his Savior, then gets upset with himself for still acting like he believes in God. In the morning Adoniram finds out the man who died was his friend Jacob Eames. Adoniram realizes that he has been living in rebellion against God and deserves the same end as his friend. He cries out to God to forgive him through Jesus. Adoniram becomes a Christian. His parents are delighted.

Scene 3: (End)

Adoniram begins to live a holy life for God. He goes to school to become a minister and decides to go overseas to Asia to tell people about Jesus.. He and his wife, Ann, sail to Burma. They are deeply troubled by all the idol worship and temples to Buddha, while there is no one to tell the people about Jesus. They work hard and suffer much as they tell others about Jesus. They live next to the dump and the cemetery. They work six, long years before anyone became a Christian. Adoniram is falsely accused of being a spy and is sent to prison. He even has to sleep in a lion's cage. Despite all these difficulties, Adoniram kept thinking about the love of God through Christ. It was this love that saved him from the punishment he deserved for his sins. He wanted others to know that love and forgiveness, too. Adoniram stayed in Burma 34 years and finally died on the ship sailing home. Even to the end, he only thought of the love of Christ.

Bible Truth Tie-In:

The Bible Truth we are learning is: **The LORD Is Holy**. When Adoniram Judson realized his sin before a holy God and the love Jesus showed by dying for his sins, he gave his whole life to tell others. He wanted them to know the same love and forgiveness.

Adoniram Judson in Prison

Description

Children will make a pop-up puppet of Adoniram Judson, being joyful to tell others about the love of God, both in prison and out of prison.

Materials

1 16 oz. plastic cup per child, preferably brown, black or grey
 1 wooden spoon per child
 Scissors
 Black yarn for hair
 Jiggly eyes
 Markers
 White Cardstock or Poster board
 Craft glue
 1 Rubber band per child
 1 Pipe cleaner per child
 Scissors
 Packing tape

Preparing the Craft

1. Carefully cut five or six long, skinny rectangular slits in each cup, stopping about ½" from the top and bottom of cup. These will be the openings between the bars of the prison "cup."
2. Bore a hole in the Middle of the bottom of the cup wide enough for the handle of the wooden spoon to fit.
3. Cut black yarn into hair-sized pieces.
4. Cut out 1 small heart and 1 small cross per child, using Templates #1 and #2 as guides.
5. Make 1 copy of Template #3 per child, cutting out along the slit marks for younger children.

Making the Craft

1. Show the sample of the craft you have made.
2. Have the children twist the rubber band around the handle of the spoon until good and tight. Scoot the rubber band up the handle until it is about ½' below the base of the head of the spoon.
3. Twist the Middle of the pipe cleaner around the Middle of the spoon handle in the space between the rubber band and the head of the spoon. This makes Adoniram's arms and hands. Use the hole in the heart and the cross to slip them onto the end of the pipe cleaner, twisting the ends to secure. 3. Have the children decorate the head of the wooden spoon with facial features and hair for Adoniram Judson. Allow to dry. Also have them decorate their Template #3 which will be the roof of the prison.
4. Slip Adoniram down into his cup "prison" sticking the handle of the spoon through the hole in the bottom of the cup.
5. Use the packing tape to secure the prison roof in place around the edge of the cup.
6. Children can have AJ move in and out of prison by pushing the handle of the spoon up and down.

NOTE: Make sure Adoniram Judson's arms are very short and point up or else they will keep getting caught out of the prison bars and he will not move up and down out of prison easily.

Optional TAKING IT TO OTHERS Activity: Craft Presentation

If you are presenting the craft to other children or parents the children can hold up their crafts (or your model craft) and read their Bible Truth Connection answers to explain the importance of the craft.

CASE CRAFT**Discussion Guide****Instructions:**

As the children are settled into making their craft, ask them these questions to help them understand the craft's significance. Use the answers provided to guide the children's answers.

Discussion Questions

1. Where did Adoniram Judson go to tell others the good news of Jesus?

He went to Burma.

2. What was life like for Judson in Burma? What happened to him when he was accused of being a spy? *He suffered terribly in Burma. They put him in prison. The conditions were terrible. They even kept him in a lion's cage part of the time.*

3. What was Adoniram's response to his suffering? Why?

He had a heart filled with joy because he kept thinking of how great the love God had shown him, a sinner, through Jesus' death on the cross to save him. He was so happy to be able to tell the people of Burma how they could be saved from their sins, too.

4. What is Bible Truth that we are learning?

The LORD Is Holy.

5. What does our craft have to do with our Bible Truth: The LORD Is Holy?

Adoniram Judson did not like to suffer, just like we do not like to suffer. But he counted no suffering too great if it meant that he could share about the great love of God through Jesus with others that they might not have to face the judgment of His perfect holiness but could be saved, too.

6. What can our craft help us remember?

God so loved the world that He sent Jesus to receive the judgment for our sins that God's perfect holiness requires. All who turn from their sins and trust in Jesus will be forgiven.

TAKING IT TO OTHERS**Craft Presentation****Instructions:**

Have children hold up your model craft/their crafts. Choose five children (or you say) the five sections below to explain the craft's importance.

Presentation:

1. Our craft is: Adoniram Judson in Prison

2. In Burma, Adoniram Judson was filled with joy even though he suffered terribly in prison, because he thought much of the love of God who through Jesus had saved him from his sins instead of facing the judgment of His holiness that he deserved.

3. Our Bible Truth is: The LORD Is Holy.


4. Adoniram Judson did not like to suffer, just like we do not like to suffer. But he counted no suffering too great if it meant that he could share about the great love of God through Jesus with others that they might not have to face the judgment of His perfect holiness but could be saved, too.

5. Our craft can help us remember that God so loved the world that He sent Jesus to receive the judgment for our sins that God's perfect holiness requires. All who turn from their sins and trust in Jesus will be forgiven.

Note: Even non-readers can participate in presenting the craft, if you will whisper what they are to say in their ear and let them say it aloud for the others to hear.


Template #1

Cross



Template #2

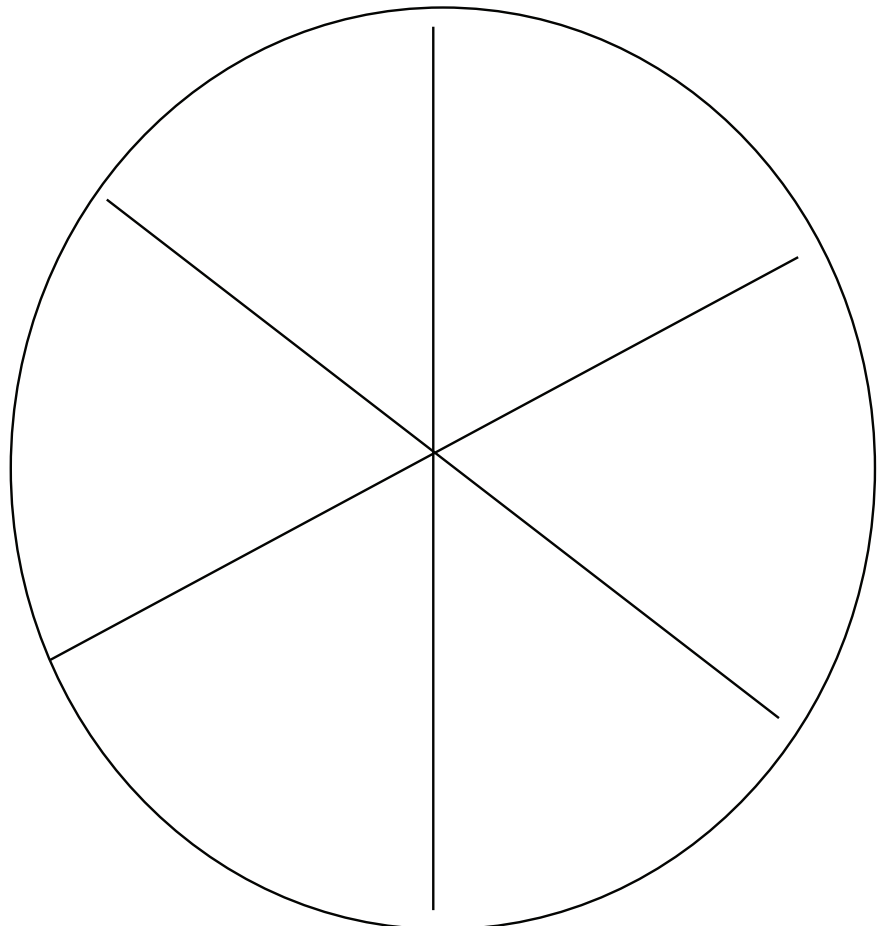
Heart



Template #3

Roof of the
prison

Cut along
dashed lines



BEFORE CLASS:**1. PICK YOUR PERSON**

VIPPs can be anyone in your church! Typically, they fall into 6 categories: Church staff, Elders, Deacons/deaconesses, Special Volunteers (people who aren't paid, but spend a lot of time helping out in particular ways), Supported Workers (aka missionaries), and Church Members.

2. GATHER YOUR FACTS

Use the VIPP Information Sheet to write down the facts about your VIPP. The information on this worksheet is used in the VIPP activities, listed in the "Choose an Activity" section below.

DURING THE ACTIVITY:**1. INTRODUCE YOUR VIPP**

Introduce your VIPP to the children, using the VIPP Information Sheet. Fill in a set of VIPP Clue Cards with the information for your VIPP. If desired, you can even have the actual person come into class for the children to meet.

Need help describing what someone does for the church in a kid-friendly way? Check out the list of common VIPPs on the Praise Factory website in the PFI resources. There are lots of kid-friendly descriptions for common VIPP's, such as pastors, elders, deacons and a lot more.

2. PRAY!

Lead the children in praying for the VIPP. Ask the children if they would like to pray for one of the VIPPs prayer requests. Even non-readers can pray for the VIPP if you whisper the prayer request in their ear, then let them say it aloud. Never force a child to pray!

3. CHOOSE AN ACTIVITY

There are two activities you can use to help the children learn about the VIPP:

VIPP Clue Cards: These are nine coloring sheets in which children fill in the nine things they learn about the VIPP from the VIPP Information Sheet. Photocopy a set of each child. Use as few or as many of these Clue Cards as you desire. Clue Cards found at the back of this book.

VIPP Game: This is a game that uses a set of Clue Cards for one or two VIPPs.

Choose a VIPP and fill in his/her information on the VIPP Information Sheet. Fill in a set of VIPP Clue Cards with the information for your VIPP. Tell the children about the VIPP, having them fill in the VIPP Clue Cards with the key facts as they learn them. Write any words the children need to write on a white-board or other piece of paper so they can see how to spell them. Help younger children write these words on their clue cards. Ideas for how to tell the children about many common VIPPs are listed at praisefactory.org with the resources for this Bible Truth.

Optional TAKING IT TO OTHERS Activity: Introduce and Pray for the VIPP

If you are presenting the VIPP to other children or parents you can assign children to hold up the 10 clue cards and say what each card tells about the VIPP. (Or, you can have the children hold them up as you tell what each one means.) Then lead the children in praying for the VIPP.

Game: Picture Run

Materials

Information for two VIPPs

2 Sets of Clue Cards

Tape

Different color construction paper for each picture.

Preparing the Game

1. Fill in one set of clue sheets for each VIPP you are using.
2. Put all the Clue Cards in a bag, except for the ones with the names and pictures of the VIPPs.
3. Use tape to put up the pictures of each VIPP on a piece of construction paper. Tape each up in a different location/wall around the room.

Playing the Game

Reveal: Tell the children about the VIPPs, showing them your filled-in clue cards as you tell about them.

Review: Put the Clue Cards for the VIPPS put in a bag. Mix up. Have children stand together in Middle of the room. Tell them that you will pull out a clue card, show it to them, and they are to run to the picture of the person who it belongs to. Give them the answer after everyone has run to their guessed person. Continue until all clues have been used up. (If you have a slick floor, you may want to avoid running. Make it fun by giving them a different way to go to each picture, such as skip or hop.)

VIPP INFORMATION SHEET

VIPP NAME:

WHAT VIPP LOOKS LIKE

Man or Woman? _____

Hair color? _____

Eye color? _____

FAVORITE ANIMAL

FAVORITE FOOD

FAVORITE FREE TIME ACTIVITY

WHAT VIPP DOES DURING WEEK

VIPP GROUP OF SERVICE:

Church Member

Deacon

Elder

Church Staff

Special Volunteer

Supported Worker
(Missionary)

3 WAYS VIPP SERVES CHURCH

3 WAYS TO PRAY FOR THE VIPP

BIBLE TRUTH 6, LESSON 3: PLANNER/OVERVIEW

GETTING STARTED: Welcome and Opening Songs (*introduce unit and get kids moving with these songs*)

Welcome to Praise Factory: PFI: Praise Factory Investigators Theme Song *PFI NIV Songs 4 CD, Track 1*

Rules to Help Us Worship God and Love Others: WoGoLOA Classroom Rules Song
PFI NIV Songs 4 CD, Track 2

Big Question Under Investigation: Big Question 4 Songs *PFI NIV Songs 4 CD, Tracks 3,4*
(*Extra Song: Inspector Graff's Rap: The ABC's of God PFI NIV Songs 4, Track 5*)

Big Question Bible Verse: 1 Kings 8:23 Song *PFI NIV Songs 4 CD, Track 6*

DIGGING DEEP DOWN: Key Concept and Story (*introduce the Bible Truth and tell the related story*)

Bible Truth 6: The LORD Is Holy

Bible Truth Hymn: Holy, Holy, Holy *PFI NIV Songs 4, Tracks 18,19*

Bible Verse: Isaiah 6:1-3

Bible Verse Song: I Saw the LORD *PFI NIV Songs 4, Track 20*

Lesson 3 New Testament Story: The Case of the Very, Vivid Vision
Revelation 1-7

TAKING ACTION: Response Activities (*choose from among these activities*)

Snack and Discussion Planner: Heaven and Earth Praise the Lord

ACTS Prayer: Prayer Sheet

Bible Truth Review: Discussion Questions and Game: Red Light, Green Light for Storks

Bible Truth Hymn: Holy, Holy, Holy *PFI NIV Songs 4, Tracks 18,19*
Song, Sign Language and Song Game: Sign It, Say It, What Does It Mean? **PFI NIV Songs 4 BOOK or ONLINE**

Bible Verse Review: Isaiah 6:1-3 Discussion Sheet and Game: Ball Circle Toss

Bible Verse Song: I Saw the LORD: Isaiah 6:1-3 *PFI NIV Songs 4, Track 20*
Song, Sign Language and Song Game: Pass the Secret Sign **PFI NIV Songs 4 BOOK or ONLINE**

Story Review: Discussion Questions and Game: Tell the Truth Basketball

Case Replay, Jr: Drama Activity for Youngest Children (children do same story actions together)

Case Replay, Sr: Drama Activity for Most Children (children re-tell story with individual parts)

Craft: Letter to the Seven Churches

VIPP (Very Important Prayer Person) Prayer Time: Coloring Sheets (Back of Book) & Game: Crabbin' Around

TAKING IT HOME: Take Home Sheet for Review and Family Devotions

PFI Pronto: Bible Truth 6, Lesson 3 **PFI NIV Prontos 4 BOOK or ONLINE**

The Case of the Very, Vivid Vision Revelation 1-7

by Connie Dever

Our story is:**The Case of the Very, Vivid Vision.****As you listen to the story, see if you can figure out:**

1. Who got to see the vision? Who was he supposed to share the vision with?
2. Why did these people need encouraging? What about God did they find encouraging?

This story takes place in New Testament times, about sixty years after Jesus died on the cross and rose from the dead.

An old man named John sat writing a letter on a scroll on the lonely island of Patmos. The Romans had put him here, trying to stop him from telling more people about Jesus and from encouraging the Christians who were part of the seven churches of Turkey. It was true, John certainly couldn't share about Jesus in person anymore, but he could still write. So that he did.

"How are you, believers in Philadelphia, in Ephesus, Laodicea; Smyrna, Pergamum, Thyatira and Sardis?" John wanted to know. "Are you being persecuted? Are you holding onto your faith in Jesus?" he asked them.

John was saddened, but not surprised by the news he received from them: the Romans had increased their persecution of the Christians again. The emperor Domitian was requiring everyone to confess Him as Lord and God. Whoever refused would be punished. The Christians were being arrested, hurt and killed. Their houses and their belongings were being taken.

Many believers were scared and discouraged, but they held on to their faith. Domitian was nothing like God! They knew that! The LORD was holy and good. Domitian was only a wicked, proud man. How could they dream of worshiping Him instead of Jesus! But the persecutions were terrible! The believers worried that they would not have strength to endure their sufferings to the end.

John cared for these seven little churches of Turkey and longed to encourage them. He did all that he could do: he prayed long hours for them and wrote them words of wisdom and encouragement.

But John was not the only one who cared for these poor, suffering, scared believers. The greatest

Someone of all--the Lord Jesus, Himself--knew what they were enduring; and He, Himself, wanted to give them special encouragement. So one Sunday, Jesus came to John in a vision and gave him a special message in words and pictures for the seven churches of Turkey. It was this very vision that John was busy writing down on his scroll just then. A vision of things far more beautiful and wonderful than anything that could ever be seen on earth.

John wrote: "One Sunday, while here on Patmos, I heard behind me a very loud voice say, 'Write on a scroll what you see and send it to the seven churches: to Ephesus, Smyrna, Pergamum, Thyatira, Sardis, Philadelphia and Laodicea.'

"When I turned around to see who was speaking to me, I saw a glorious-looking person standing among seven lampstands. He was dressed in a long robe with a golden sash around his chest. He was prepared for battle. His head and hair were snowy white. His eyes, feet and face shone bright with God's glory. And when he spoke, his voice was loud and powerful like a crashing waterfall. His words were powerful like a sword sharp on both sides. They could protect God's people and they could punish their enemies," John wrote.

Who was this glorious, powerful Person? It was Jesus, the Holy Son of God, in all His glory! To each of the seven churches of Turkey, Jesus gave special instructions. Some He warned: "Remember your Holy God. Stop sinning!" Others He praised: "You have lived holy lives that please your holy God, Well done!" He encouraged all: "Keep going, even though it's very hard. The holy Lord reigns! He won't leave the sins of rebellious people unpunished forever. He won't let His people endure

Story-telling Tips**Ahead of time:**

1. Read the Bible verses and story. Pray!
2. Create story cue cards on index cards (or highlight text).
3. Practice telling story dramatically, timing your presentation. Shorten, if necessary to fit your allotted time.
4. Decorate area with story props that help bring your story alive.

During your presentation:

1. Maintain as much eye contact as possible as you tell the story. Point to/use props at important points in the story. Include the kids in your story with a few questions about what they think will happen or words/concepts that might be new to them.
2. Watch the kids for signs that their attention span has been reached. Shorten, if necessary.

these hard times forever. Don't be scared. Don't be discouraged. Keep going! He who overcomes all these terrible days will live and reign with Me forever just as I overcame when I suffered and died on the cross, but now have sat down with my Father on His throne," Jesus said.

What wonderful words! What wonderful promises the Lord had for those seven churches of Turkey! But there was more. In his vision, John looked up and there before him was a door standing open to heaven, itself! "Come up here," Jesus said to John, "and I will show you what must take place after this."

As John entered the door, he saw the most unbelievably beautiful things. There was a magnificent throne and on it sat God the Father Himself, in inapproachable, glorious light that kept you from seeing Him, yet shown out from Him in beautiful, jewel-like colors. Completely surrounding the throne was what looked like a rainbow of emerald green. And right in front of the throne was a huge lampstand with seven flames that stood for the full, powerful presence of the Holy Spirit. Then spreading out from the lampstand was a huge circle of made of spotless, priceless, sparkling crystal. Four cherubim were perched on each of the four corners of the throne: one with the face of a lion, another with the face of an ox, the third with the face of a man and the fourth with a face of an eagle. They all had six, magnificent wings and many eyes with which to see everything in every direction. Day and night they never stop saying: "Holy, holy, holy is the Lord God Almighty, who was, and is, and is to come." John was overwhelmed with this picture of God's perfect, majestic holiness.

John was not the only one to be hearing and seeing these glorious things. There were twenty-four elders there, too. Each sat upon a golden throne that together formed a circle all the way around God's throne. They were dressed in white and they had crowns of gold on their heads. Whenever the cherubim sang out their words of glory, honor and thanks to the Lord who reigns and lives forever, the twenty-four elders would fall down before the Lord, laying their crowns before Him and say: "You are worthy, our Lord and God, to receive glory, honor and power, for by Your will You created all things and cause them to live."

John saw picture after picture of the wonderful things to come. He saw Jesus approach His Father's throne and receive the loud shouts of praise from millions of angels and creatures.

But John also learned about the terrible sufferings that the world would face as judgments for their sins against the holy God. He learned about the hard times that God's people would endure as people persecuted them for their faith. John listened as some of God's people who had been killed, cry out: "How long, Sovereign Lord, holy and true, until you judge the earth for how people have treated us?"

"The holy Lord reigns!" they were told. "He won't leave the sins of rebellious people unpunished forever. Keep going! You must wait a little longer. Still more of God's people will first suffer and die for their faith."

More who must suffer and die?! The believers in the seven churches of Turkey knew all about that. They were those who were suffering and dying right then. Oh, how they longed for it to be over! Jesus knew how hard it would be to hear these words and so He gave John a peek into of what they would enjoy when their sufferings were over. John looked and he saw that now there before the throne with the cherubim and the twenty-four elders and the ten thousands of ten thousands angels, a great multitude of people that no one could count, from every nation, tribe, people and language, standing before the throne and in front of Jesus had come. They were wearing white robes and holding palm branches in their hands. They shouted: "Salvation belongs to our God, who sits on the throne, and to Jesus." Again, all the angels and the twenty-four godly men fell down on their faces before the throne and worshiped, saying: "Amen! Praise, glory, wisdom, thanksgiving, honor, power and strength be to our God forever. Amen!"

"These people are those who suffered and died for their faith in Jesus," John was told. "They will get to come before God's throne and serve Him day and night in his temple and God will, Himself, take care of them forever. Never again will they hunger or thirst or suffer at all. God will wipe away every tear from their eyes. They will have eternal life through Jesus."

How loving of God to give the believers in Turkey this

heavenly hope! The holy Lord reigned! They didn't need to be scared or discouraged. He wouldn't let His people endure suffering forever. He would bring an end to those terrible times at just the right time.

Cracking the Case:

It's time to answer our Case Questions.

1. Who got to see the vision? Who was he supposed to share the vision with?

The apostle John. The Christians in the seven churches of Turkey.

2. Why did these people need encouraging? What about God did they find encouraging? They were being terribly persecuted by the Romans for their faith in Jesus. That He was holy and one day would bring justice. He would take them home to live with Him in heaven. He would do away with sin, suffering and death forever.

Something For You and Me

**Our Bible Truth is:
The LORD Is Holy**

Our Bible Verse is: Isaiah 6:1-3

"I saw the LORD seated on a throne, high and exalted, and the train of His robe filled the temple. Above him were seraphs, each with 6 wings...and they were calling to one another: 'Holy, holy, holy is the LORD Almighty; the whole earth is full of his glory!'"

John saw a picture of the Lord on His throne. He understood that the Lord is the holy God. He won't always leave sin unpunished. One day it will be gone forever and God's people will live in heaven with Him, where there will be nothing but perfect holiness. How happy John must have been to bring these words of encouragement to those suffering believers!

But what about you and me? What does this story mean for us? It is a warning and an encouragement. It is a warning to take our sins as seriously as God does. He is holy and He hates sins. We should turn from our sins and trust in Jesus as our Savior. When we do, we will receive God's forgiveness instead of facing His judgment.

But it's also an encouragement. For not only does God offer full forgiveness through Jesus, but He also promises to help us endure any sufferings we may face as His people. And best yet, He will make us among

those whose tears He will wipe away and welcome to live in His glorious presence forever....if we will repent of our sins and put our trust in Him as our Savior.

Let's praise God for not only being perfectly holy and promising one day to bring the end to all sin and suffering. Let's ask Him to work in our hearts that we might confess our sins and turn to Him for forgiveness. Let's ask Him to help us to brave when facing suffering and to remember the wonderful blessings of His presence He promises us in heaven.

Close in prayer.

Closing ACTS Prayer

A God, we praise You for being the Overcomer of all evil and the Savior of His people.

C God, we confess that many times we choose not to trust God in hard times, afraid that He won't take care of us.

T God, we thank You for offering salvation through Jesus. Thank You for the wonderful home that all Your people will enjoy with You forever.

S God, work in our hearts! Help us to turn from our sins and trust in Jesus as our Savior. Help us to trust You and help us to endure any suffer we might face because we believe in You. Please help the Christians facing terrible suffering from enemies even today. Give them relief. Help them to endure them with joy and peace.

Special Words

Scroll: A rolled up piece of writing paper.

Vision: A special dream, often of the future or heavenly things.

Emperor Domitian: A Roman king who ruled over many lands and was known for his cruelty to Jews and Christians.

Persecute: To harm or make trouble for someone because of something they believe.

ACTS PRAYER ACTIVITY

Use this sheet to write down your ACTS Prayer

Instructions:

Use this sheet to help the children apply the Bible Truth into a prayer. You can use the ACTS provided or even better, have the kids think of their own applications. Also have the children add their personal requests to the prayer, too. Lead the children in the prayer or let them pray sections, with your help. Never force a child to pray! Non-readers can participate by you whispering a section of the prayer into their ear and allowing them to pray it aloud for the group.

ADORATION:

God, we praise You for being holy: perfectly good and so very great! You are without sin!

God, we praise You for being.....

Add your own Adorations:

CONFESSION:

God, we confess that we are not holy. We choose to rebel against You in so many ways. We like to do things our way, doubting that Your way is best. We need a Savior!

God, we have sinned against You....

Add your own Confessions:

THANKSGIVING:

Thank You, God for sending Jesus to die as the perfect payment for the sins of all who would ever repent and trust in Him as their Savior. He made the way for sinful people to become God's holy people.

God, we thank You for...

Add your own Thanksgivings:

SUPPLICATION:

God, work in our hearts. Help us to turn away from our sins and trust in Jesus as our Savior. Help us to be holy --knowing You, loving You and obeying You with our whole life.

God, we need Your help...

Add your own Supplication:

SNEAKY SNACK

Can you figure out how this snack ties in with our case?

Snack: Heaven and Earth Praise the Holy Lord

Angel sugar cookies made from sugar cookie dough in the refrigerator section of the grocery store, to remind them of all the thousands of angels praising the Lord. Could also add teddy graham "people" and animal crackers and gold fish to represent the creatures in heaven, in earth and in the sea who join in the praises of the Lord.

This is only a suggestion. Feel free to modify. Be mindful of allergy issues among your children!

Case Tie-in: In John's dream, he saw all the creatures of heaven and earth join together and praise the Lord in all His glorious holiness.

SOUL FOOD

Food for thought during snack time

1. What does the snack have to do with the story?

Choose a few questions from the other activity discussion sheets to talk about during this snack time.

2.

3.

4.

5.

6.

7.

Directions: Read and discuss Bible Truth, using a FEW of the questions. Play game. Feel free to modify the game to fit your children.

The LORD Is Holy

God is holy. He set apart from everything and everyone else. He is good and He is great. He never sins in anything He thinks, says, does or plans. Because He is holy, He hates sin. Sin is rebelling against God and His good ways. God is so holy that nothing sinful can come into His presence.

We are all sinners, so how can we ever become God's people? It is only because of Jesus, the holy Son of God. Jesus came to earth and lived a perfect life. He chose to die on the cross to pay for the sins of God's people. He suffered the full punishment for their sins, exchanging their un-holiness (sinfulness) for His perfect holiness. Now all who repent of their sins and trust in Jesus as their Savior are saved. They get to know God and will one day live in His holy presence forever.

God calls His people to live for Him by being holy as He is holy. He wants them to reflect the way He is. God's Holy Spirit helps them do this. He lives in their hearts and helps them to love God and obey Him. God's people will always struggle with sin while they live here on earth. But one day, they will live with their wonderful God in heaven, perfectly good and holy, changed by Him to never sin again! How wonderful that will be!

Understanding the Bible Truth

1. What does it mean that God is "set apart"? *It means that He is like nothing else in His pure holiness. He alone is perfectly good and so very great. He alone never sins.*
2. How is it comforting to know that God never sins in anything He does, thinks, feels or plans, when something happens to us that we don't understand? *Even though we can't know why the thing has happened to us, we can trust that God has only good intended to work through it. He never sins. He never intends evil.*
3. What does God hate? Why does He hate this? *God hates sin because He is perfectly holy and it is always right to obey Him.*
4. Why can't anything sinful come into His presence? *God hates sin. His holiness demands that He punish sin. Anything sinful will be destroyed. God will not tolerate it.*
5. Since God's people are sinners, how is it that they will be able to come into God's holy presence in heaven? *Because Jesus paid for their sins. There is no punishment left for their sins. God treats them as if they were perfectly holy.*
6. How does God call His people to live? *Holy lives, like Jesus.*
7. Who helps God's people live holy lives? *God's Holy Spirit, at work in their hearts.*
8. Can God's people live perfectly holy lives here on earth? *No. God's people will always struggle with sin while they live here on earth.*
9. When will God change His people so that they sin no more? *In heaven.*

Story Connection Questions

1. How does the case story point to the **Bible Truth: The LORD Is Holy**? How would John's vision of the holiness of God be a comfort to the churches in Turkey? *They would know that the holy LORD would one day bring just punishment to their enemies who were treated them so terribly; and that the LORD, Himself, would welcome them into heaven never to know pain or suffering again, and to forever delight in the beauty and perfect delight of His holy presence.*

Bible Verse Connection Question

1. What does our Bible Truth have to do with our Bible Verse: **Isaiah 6:1-3**: "I saw the LORD seated on a throne, high and exalted, and the train of His robe filled the temple. Above him were seraphs, each with six wings...and they were calling to one another: 'Holy, holy, holy is the LORD Almighty; the whole earth is full of his glory!'" *It is a picture of God's holiness. The LORD is set apart from everything else, high and exalted because of His perfect holiness. He is so holy that the seraphs repeat to each other how holy He is. He is so holy that even the whole earth is filled with the glory of His holiness.*

Life Application Questions

1. What should God's people do to live holy lives? *Pray that by the Holy Spirit the Lord would work in their hearts so that they hate sin; so that they honor the LORD; so that they try to do only what is good and loving in everything they think, do, feel or plan.*
2. How can we become God's people? *By turning away from our sins and trusting in Jesus as our Savior.*

ACTS Questions

1. What is something we can praise God for because of this Bible Truth?
Praise God for being holy: perfectly good and so very great.
2. What are sins we can confess to God because of this Bible Truth?
Confess that we are not holy. We choose to rebel against You in so many ways. We like to do things our way, doubting that God's way is best. We need a Savior!!
3. What is something we can thank God for because of this Bible Truth?
Thank God for sending Jesus to die as the perfect payment for the sins of all who would ever turn and trust in Him, making the way for sinful people to become God's holy people.
4. What is something we can ask God for because of this Bible Truth?
We can ask God to work in our hearts that we would want to turn away from disobeying Him and trust in this wonderful Jesus as our own Savior. Ask God to help us be holy in our thoughts, words and actions, like He is holy.

The Gospel

1. God is the holy King and Creator who deserves our worship, but we have all rebelled against Him. We deserve His punishment! Is there any hope? What is the gospel?
God is the good Creator and King of the world. He made people to worship Him and live by His good laws. But we are all sinners who've rebelled against Him. We all deserve death--God's just, eternal punishment for our sins. How terrible! But God has good news for us. In His great mercy, God sent His Son, Jesus to earth as a man to save sinners. He lived the perfect life that pleases God. (He's the only one who's ever done that!) He offered it up to God His Father as the perfect sacrifice for sins when He suffered and died on the cross. Then, on the third day, Jesus rose from the dead in victory. He had fully paid for the sins of God's people, so they wouldn't have to! Now all who turn away from their sins and trust in Jesus as their Savior will receive forgiveness of sins and eternal life with God. They will be His very own special people who will know Him and enjoy Him forever. We can be God's people, too, if we turn from our sins and trust in Jesus as our own Savior.

Game: Red Light, Green Light...for Storks

Materials

Beanbags, 1 per child
Masking Tape
Bible Truth Questions

Preparing the Game

1. Choose 20+ questions for your game from the Bible Truth Discussion Questions, or make up your own.
2. Write the Bible Truth questions on small thin strips of paper (or make a photocopy of the Bible Truth Discussion Questions and Simply cut them into strips) and put them in the bag/bowl.
3. Tape a circle about 2' in diameter on the floor. Tape a large X in the Middle of it.
4. Mark one team's set of beanbags with a small piece of masking tape or other distinguishing mark.

Playing the Game

Divide the children into two teams, giving the members of each team a beanbag of the same color or marking. Have all the children stand outside of the circle, about 6' back. At your signal, have the children toss their beanbags into the circle, trying to make them land on the taped X. Count up the beanbags for each team that landed on it. That's how many points their quiz question is worth. Choose a question for each team from the bag/bowl. If a team gets it wrong, the question goes to the other team for 1 point, if they can get the correct answer. Gather up the beanbags and continue play.

Game continues as number of questions, time, and attention span allow.

Non-competitive Option

Set a target number of points for the whole group. Challenge the children to see how many turns it takes score the target number of points. Once the target has been reached, start the game over and see how many turns it takes to reach the target the second time.

Optional TAKING IT TO OTHERS Activity: Quiz Questions

Have the children choose a few of the questions from the game to ask the parents/other children during TAKING IT TO OTHERS time. Help pre-readers by whispering the question in their ear and letting them ask it aloud to the parents/other children. Make sure you read the Bible verse aloud before you ask your questions.

Directions:

1. Write words to song in large print before class.
2. Play the song for the children, helping them follow along on the song sheet.
3. Discuss the song, using a few questions from the discussion sheet. *Don't use them all!*
4. Introduce sign language for key words of your choice from sign language sheet for your song. Use as few or as many as you think the children can learn.
5. Sing and sign the song. Sign language as well as large format lyrics and sheet music are found in the PFI Unit Songbook or online.
6. If desired, play the Song Game.

Optional TAKING IT TO OTHERS Activity: Presenting and Singing the Song

1. Sing and sign the song, encouraging the watching children/parents to join in.
2. Ask the class some of the questions listed below. The Bible Truth Connection Question is particularly good to help them understand how the song ties in with the Bible Truth.

Holy, Holy, Holy

Verse 2

Holy, holy, holy!
All the saints adore Thee,
Casting down their golden crowns,
Around the glassy sea;
Cherubim and seraphim,
Falling down before Thee,
Who wert, and art,
And evermore shall be.

Verse 3

Holy, holy, holy!
Tho' the darkness hide Thee,
Tho' the eye of sinful man
Thy glory may not see;
Only Thou art holy;
There is none beside Thee,
perfect in pow'r,
In love and purity.

Listen to it on PFI NIV Songs 4, Tracks 18,19

Understanding the Song

1. What does holy" mean? *Holy means to be purely good, set apart from all that is evil.*
2. What is a "saint"? *Someone set apart, made holy. Christians are saints. God counts them as holy because of Jesus' payment for their sins on the cross.*
3. How do the saints adore the Lord? *In heaven, the Lord will give each of His people crowns of victory for enduring in faith and good works to death. They will take them off and cast them down before Him because they know that they only had faith and did good works because of His work in them. It was He, not them who is to be praised.*
4. What is the glassy sea? *In Revelation—the last book in the Bible—John sees a vision of the Lord's throne and a large, crystal glass, flat area he calls a sea. It's not a sea like one of water.*
5. What are cherubim and seraphim? *Special angels that surround God's throne.*
6. What does "wert, art, evermore shalt be" mean? *These are old English words that mean was, is and evermore will be. God was, is, and always will be. He is without beginning or end.*
7. What kind of darkness "hides" the LORD? *This is not darkness like night or a dark room. This is a spiritual darkness of sin and evil. This means that the LORD is so holy, so purely good that nothing evil cannot stand in His presence. We are all sinners and live in a world filled with many evil, sinful things. The darkness of this evil "hides" the glorious, perfectly holy LORD from us.*
8. What is sin and what is the "eye of sinful man" not allowed to see? *Sin is rebellion against God, in our heart, our mind, our words or actions. All "men" (people) are sinful. In His mercy, God does not let sinful people see His glory right now. The Bible tells us that even God's glory is so holy that if they saw it they would be destroyed, as punishment for their sin. All who confess their sins and trust in Jesus have their sins forgiven. They will be able to see God's glory and live because Jesus has paid for their sins.*

Bible Truth Connection Question

1. How does this song relate to our Bible Truth: **The LORD Is Holy?**

This song is a picture of God in His splendid holiness in heaven. One day, God's people will come before Him and at last see Him upon His throne in His perfect holiness, just as this song describes.

Story Connection

1. How does this song relate to today's story? *This song is a picture of the vision the Lord gave John of Him in His majestic holiness. John wrote down all he saw and heard and send it to the churches in Turkey that they might be encouraged that indeed the LORD was holy. He would one day come to judge their enemies and bring an end to all their pain and suffering. He would bring them into His presence where they could delight in Him forever.*

Bible Verse Connection Question

1. What does this hymn have to do with our Bible Verse: **Bible Verse: Isaiah 6:1-3:** "I saw the LORD sitting upon a throne, high and lifted up; and the train of his robe filled the temple. Above him stood the seraphim. Each had six wings...And one called to another and said: "Holy, holy, holy is the LORD of hosts; the whole earth is full of his glory!"?

"Holy, holy, holy" are the words the seraphim cry to one another, as they stand before the LORD in heaven. Both they and the saints (God's people) worship the LORD for how perfect in power, love and purity He is.

Life Application Questions

1. How can God's people be affected by the message of this song? *They can praise God for being purely holy. They can ask Him to send the Holy Spirit to work in their hearts so that they might be His holy people, living lives that are loving and good, in thought, words and actions.*

2. How can we become God's people? *By turning away from our sins and trusting in Jesus as our Savior.*

ACTS Questions

1. What is something we can praise God for from this hymn?

Praise God for being holy: perfectly good and so very great.

2. What are sins we can confess to God from this hymn?

Confess that we are all sinners made to reflect God, but we have all chosen to disobey Him and His good ways. We are not holy as He is. We deserve His punishment! We need a Savior!

3. What is something we can thank God for from this hymn?

Thank God for sending Jesus to die as the perfect payment for the sins of all who would ever turn and trust in Him, making the way for sinful people to become God's holy people. God's people will be so thankful for what He has done for them that in heaven any "crowns" of praise they get for what they have done in serving God, they will want to cast down at Jesus' feet, knowing that He is the one who saved them and enabled them to do whatever good works they did.

4. What is something we can ask God for from this hymn?

We can ask God to work in our hearts that we would want to turn away from disobeying Him and trust in this wonderful Jesus as our own Savior. Ask God to help us be holy in our thoughts, words and actions, like He is holy.

Gospel Question

1. All the saints—that is, all God's people—will cast down their crowns of God's reward before Jesus because they know that anything they did was really because of what God did for them through Jesus. What did they deserve? What did God do for them through Jesus? What is the gospel?

God is the good Creator and King of the world. He made people to worship Him and live by His good laws. But we are all sinners who've rebelled against Him. We all deserve death--God's just, eternal punishment for our sins. How terrible! But God has good news for us. In His great mercy, God sent His Son, Jesus to earth as a man to save sinners. He lived the perfect life that pleases God. (He's the only one who's ever done that!) He offered it up to God His Father as the perfect sacrifice for sins when He suffered and died on the cross. Then, on the third day, Jesus rose from the dead in victory. He had fully paid for the sins of God's people, so they wouldn't have to! Now all who turn away from their sins and trust in Jesus as their Savior will receive forgiveness of sins and eternal life with God. They will be His very own special people who will know Him and enjoy Him forever. We can be God's people, too, if we turn from our sins and trust in Jesus as our own Savior.

Song Game: Sign It, Say It, What Does It Mean?

Materials

Sign Language signs used in song, particularly choose words with important meanings you want the children to learn, such as “grace”, “redeem”, etc.

Bag or bowl

Preparing the Game

1. Cut out signs and put in bowl.

Playing the Game

1. Practice the song and signs until the children know them well. Then put all the signs we’ve learned in this bag/ bowl and mix them up.
2. Ask one of the children to choose a sign, but not show it to anyone...but you, if they need some help.
3. Ask the child to do the sign for the rest of the children and see if the other children can guess which one it is. Do the sign with the child, if desired.
4. When the children guess the sign, ask them the meaning of the word. If no one guesses the sign, put it back in the bowl to be picked again.
5. Choose another child to pick a new sign from the bag and continue.

NOTE: You might want to sing the song after you do each word or couple of words.

Game continues as number of questions, time, and attention span allow.

choose a FEW questions for discussion, then choose the game and/or music activity

Meditation Version: Isaiah 6:1-3

"I saw the LORD seated on a throne, high and exalted, and the train of His robe filled the temple. Above him were seraphs, each with six wings...and they were calling to one another: 'Holy, holy, holy is the LORD Almighty; the whole earth is full of his glory!'"

Alternate Memory Version: Isaiah 6:3

"Holy, holy, holy is the LORD Almighty; the whole earth is full of his glory!"

Understanding the Bible Verse

1. Where did Isaiah see the LORD? *Seated on a throne.*
2. How does Isaiah describe what he saw? *The LORD was high and exalted and the train of His robe filled the temple.*
3. What does "high and exalted" mean? *Majestic, more important, more glorious, more important than anything or anyone else. The greatest king of all.*
4. What is a train of a robe? *Regular robes that we wear are just floor length. We might wear them over our pajamas or when we get out of the bath. Kings have special robes to show they are king. They are made of exquisitely beautiful fabric and even have jewels on them. They are not floor length, but are very, very long so that they trail behind the king as he walks. This long part is called the train of his robe. The more important the king, the longer his robe.*
5. How long was the train of the LORD's robe? What does that tell us about Him? *It filled the temple, it was so long. That tells us that He is by far the most important of all kings.*
6. What are seraphs? *They are a special kind of angel that dwell before God's throne.*
7. Where were the seraphs and what were they doing? *They were flying above the LORD on his throne. They telling each other: "Holy, holy, holy is the LORD Almighty...etc."*
8. What did the seraphs say is full of the LORD's glory? *The whole earth.*
9. How is the whole earth full of the LORD's glory? *Because God made everything, everything is a display of His glory—the skies, the mountains, the oceans, etc. all display a part of His glory. Most of all, God's people, as they love Him and live for Him are a display of His goodness, holiness, love, mercy, etc.*

Bible Truth Connection Question

1. What does this verse have to do with the **Bible Truth: The LORD Is Holy?** *It is a picture of God's holiness. The LORD is set apart from everything else, high and exalted because of His perfect holiness. He is so holy that the seraphs repeat to each other how holy He is. He is so holy that even the whole earth is filled with the glory of His holiness.*

Story Connection Questions

1. What does this verse have to do with our story? *John's vision of the LORD in heaven was much like that of Isaiah. The LORD gave him this vision to encourage the churches in Turkey facing such terrible persecution that He was indeed the holy Lord. He would one day punish their enemies for their cruelty & He bring them before His throne to delight in Him forever, with no more sadness or pain ever again.*

Life Application Questions

1. Will there ever be a time when we could get to see the LORD on His throne, like Isaiah did in his vision? *When? Yes, in heaven all God's people will see Him in all the fullness of His glory.*
2. What must we do if we are to become one of God's people? *Turn from our sins and trust in Jesus as our Savior.*

ACTS Questions

1. What is something we can praise God for from this Bible verse?

Praise God for being the holy LORD God Almighty.

2. What is something we can confess to God from this Bible verse? *That we are all sinners made to reflect God, but we have all chosen to disobey Him and His good ways. We are not holy as He is. We need a Savior!*

3. What is something we can thank God for from this Bible Verse?

We can thank God for sending Jesus to be the perfect sacrifice for the sins of all those who turn away from disobeying God and trust in Him as their Savior. He paid for their sins so they can know the holy LORD.

4. What is something we can ask God for from this Bible Verse?

We can ask God to work in our hearts that we would want to turn away from disobeying Him and trust in this wonderful Jesus as our own Savior. Ask God to help us be holy in our thoughts, words and actions, like He is holy.

Gospel Question

1. What is the good news of salvation that reflects both God's pure holiness and His merciful love? What is the gospel?

God is the good Creator and King of the world. He made people to worship Him and live by His good laws. But we are all sinners who've rebelled against Him. We all deserve death--God's just, eternal punishment for our sins. How terrible! But God has good news for us. In His great mercy, God sent His Son, Jesus to earth as a man to save sinners. He lived the perfect life that pleases God. (He's the only one who's ever done that!) He offered it up to God His Father as the perfect sacrifice for sins when He suffered and died on the cross. Then, on the third day, Jesus rose from the dead in victory. He had fully paid for the sins of God's people, so they wouldn't have to! Now all who turn away from their sins and trust in Jesus as their Savior will receive forgiveness of sins and eternal life with God. They will be His very own special people who will know Him and enjoy Him forever. We can be God's people, too, if we turn from our sins and trust in Jesus as our own Savior.

Game: Ball Circle Toss

Materials

Bible Verse written up in large print so that all can see
Foam or other soft surface ball

Preparing the Game

None.

Learning the Verse

Some or all of your children may be non- or early readers. Teach the verse in sections, having them say it after you. Repeat a few times. Add clapping or other movement as they say it.

Directions

1. If desired, lead the children in a discussion of a **FEW** of the most important questions before beginning game.
2. Explain the game to them as follows:
Have the children spread out in a circle, arm's length apart. Explain that everyone together will chant the verse slowly, word by word, and toss the ball to another child with each word chanted. They want to try to chant the whole verse without dropping the ball. Speed up the pace of the chanting as the children get good at chanting and catching.

Game continues as time and attention span allow.

Alternative Game Version:

- 1) Individual chant version: After the children can get through the verse without dropping the ball and chanting the verse together, have them try to get through the entire verse with only the person throwing the ball saying the next word.
- 2) No Hands Version: Have the children sit on the floor and roll the ball to each other. They must try to trap the ball with their legs, etc. (no hands) instead of trying to catch it.

Optional TAKING IT TO OTHERS Activity: Quiz Questions

Have the children choose a few of the questions from the game to ask the parents/other children during TAKING IT TO OTHERS time. Help pre-readers by whispering the question in their ear and letting them ask it aloud to the parents/other children. Make sure you read the Bible verse aloud before you ask your questions.

Directions:

1. Write words to song in large print before class.
2. Play the song for the children, helping them follow along on the song sheet.
3. Discuss the song, using a few questions from the discussion sheet. *Don't use them all!*
4. Introduce sign language for key words of your choice from sign language sheet for your song. Use as few or as many as you think the children can learn.
5. Sing and sign the song. Sign language as well as large format lyrics and sheet music are found in the PFI Unit Songbook or online.
6. If desired, play the Song Game.

Optional TAKING IT TO OTHERS Activity: Presenting and Singing the Song

1. Sing and sign the song, encouraging the watching children/parents to join in.
2. Ask the class some of the questions listed below. The Bible Truth Connection Question is particularly good to help them understand how the song ties in with the Bible Truth.

I Saw the LORD

I saw the LORD,
 Seated on a throne,
 High and exalted,
 Seated on a throne,
 Above Him were seraphs,
 Each with six wings,
 They were calling to one another,
 "Holy is the LORD,
 Holy, holy, holy is the LORD.
 Holy, holy, holy is the LORD."
 Isaiah Six, one through three.

Listen to it on PFI NIV Songs 4, Track 20

Song Game: Pass the Secret Sign

Materials

Sign Language signs used in song, particularly choose words with important meanings you want the children to learn, such as "grace", "redeem", etc.

Bag or bowl

Blindfold

Preparing the Game

1. Cut out signs and put in bowl.

Playing the Game

1. Practice the song and signs until the children know them well.
2. Have all the children stand in a tight circle, except one, "It" who will stand in the Middle of the circle, blindfolded.
3. Have the children in the circle to put their hands behind their backs. Choose a sign from the bag and hand to a child in the circle, still keeping hands behind their backs, not looking at the sign.
4. When "It" says "Pass the Secret Sign", the children will begin to pass the sign around behind their backs.
5. When "It" says "Stop the Passing!" the child who has the sign freezes with the sign behind his back.
6. The child with the sign brings it around and looks at it. You can help the child practice the sign.
7. Then take the blindfold off of "It", watch the child with the card do the sign, then have "It" guess the name of the sign. (If desired, "It" can ask another child in the circle for help with their guess.)
8. The holder of the sign then becomes "It." Sing the song with all the signs, then repeat.

STORY REVIEW

Directions: Read and discuss Bible Truth, using a FEW of the questions. Play game. Feel free to modify the game to fit your children.

General Story Questions

1. Why was John on the island of Patmos? *The Romans had exiled him there for spreading the good news of Jesus.*
2. Who did John most want to encourage? *The seven churches in Turkey.*
3. How did John encourage them even though he couldn't be with them? *He wrote to them.*
4. Why did those churches need special encouragement? *They were going through times of terrible persecution.*
5. What did Jesus do to encourage the seven churches? *Gave John a special vision to write down and tell them about heaven and things to come.*
6. What did Jesus look like in the vision? *Gloriously white face and hair, blazing eyes and feet, in a long robe and a sash, dressed for battle.*
7. What special words did He have for the churches? *Stop sinning to some, praise to others for a good job; encouragement to all to keep persevering.*
8. What did Jesus show on the other side of the open door? *A vision of the heaven.*
9. What did God look like in the vision? *Seated on His throne in inapproachable light of many colors.*
10. What did the throne and around the throne look like? *Emerald rainbow around it. Four seraphim, one of each corner. Glassy, crystal "sea" in front of it.*
11. What did the seraphim look like? *Had different faces, lots of eyes and six wings. Always crying out, "Holy, holy, holy is the Lord Almighty."*
12. What were the twenty-four elders like? *They each sat on a throne, had a crown that they would cast before the Lord as they bowed down in worship when the seraphim praised the Lord.*
13. What did the angels, the elders and all of the creatures in heaven, in earth and in the sea do when Jesus approached the throne of His Father? *They praised and worshiped Him along with the Father for His great work in saving His sinful people.*
14. What did the people who had suffered and died for their faith in Jesus want to know? *How much longer before the holy Lord would punish their enemies and bring an end to all the suffering.*
15. What did the Lord say to encourage the people who had suffered and died? *That the Lord would judge and punish their enemies at just the right time and He, Himself, would wipe away the tears of all His people and they would serve before His presence forever, never to know pain again.*

Bible Truth Connection Questions

1. What does this story have to do with our **Bible Truth: The LORD Is Holy**?
John's vision is a wonderful glimpse into God's perfect holiness.

Life Application Questions

1. How can this story be an encouragement to God's people? *When they suffer for Jesus' sake, they can know that God will one day, in His holiness, bring just punishment upon sin; and that He will, Himself, take them to live with Him in His wonderful presence forever.*
2. How can we become God's people? *By turning away from our sins and trusting in Jesus as our Savior.*

Bible Verse Connection Question

1. What does the story have to do with our **Bible Verse: Isaiah 6:1-3**: "I saw the LORD seated on a throne, high and exalted, and the train of His robe filled the temple. Above him were seraphs, each with six wings...and they were calling to one another: 'Holy, holy, holy is the LORD Almighty; the whole earth is full of his glory!'"
In his vision, John saw the Lord Jesus in all His glory, praised by a countless number of angels as the holy, glorious Lord and Savior of His people.

ACTS Questions

1. What is something we can praise God for being that we learned in our story?

Praise God for being the Overcomer of all evil and Savior of His people.

2. What is something we can confess as sin that we learned in our story?

Confess that many times we choose to not trust God in hard times, but are afraid that He would not take care of us. We need a Savior!

3. What is something we can thank God for that we learned in our story?

We can thank God for promising to overcome all evil and to help His people through any hard times they face.

4. What is something we can ask God for that we learned in our story?

We can ask God to work in our hearts, helping us to turn away from our sins and trust Jesus as our own Savior, like John and the Christians in the seven churches of Turkey. We can ask Him to help us to keep trusting Him all our lives, even in very hard times. We can pray for Christians in the world today that face terrible persecution, just like the Christians in John's day.

The Gospel

1. Why could God's sinful people stand before the holy LORD in all His glory in heaven? What had Jesus done to make this possible? What is the gospel?

God is the good Creator and King of the world. He made people to worship Him and live by His good laws. But we are all sinners who've rebelled against Him. We all deserve death--God's just, eternal punishment for our sins. How terrible! But God has good news for us. In His great mercy, God sent His Son, Jesus to earth as a man to save sinners. He lived the perfect life that pleases God. (He's the only one who's ever done that!) He offered it up to God His Father as the perfect sacrifice for sins when He suffered and died on the cross. Then, on the third day, Jesus rose from the dead in victory. He had fully paid for the sins of God's people, so they wouldn't have to! Now all who turn away from their sins and trust in Jesus as their Savior will receive forgiveness of sins and eternal life with God. They will be His very own special people who will know Him and enjoy Him forever. We can be God's people, too, if we turn from our sins and trust in Jesus as our own Savior.

Tell the Truth Basketball

Materials

- 3 baskets
- A ball
- Paper and marker
- Masking Tape
- 20+ statements that are true, false or not in the story

Preparing the Game

1. Use the Story Review Questions to come up with 20+ statements about the story that are true, false, or not in the story.
2. Write the words "true", "false", and "not in the story" on separate pieces of paper and tape each to a basket. Use the masking tape to make a throw line. Place the baskets in a line, a reasonable throwing distance from the throwing line.

Playing the Game

Divide the children into two teams and have them line up at the throw line. Ask a child to come up to the throw line. Read him one of the statements and ask him to give his answer: true, false, not in the story by throwing the ball into the basket with the right answer card on it. If correct, then he scores 2 points for his team. If incorrect or accidentally goes into the wrong basket, the statement is read to the first person in line for the other team. If he tosses the ball into the right basket, then he scores one point for his team.

Play continues as statement cards last, or as time and attention span allow.

Non-competitive Option

Don't split into teams. Have the children take turns making baskets and answering the questions.

Optional TAKING IT TO OTHERS Activity: Quiz Questions

Have the children choose a few of the questions from the game to ask the parents/other children during TAKING IT TO OTHERS time. Help pre-readers by whispering the question in their ear and letting them ask it aloud to the parents/other children.

CASE REPLAY ACTIVITIES

Use this guide to review the Case Story and act it out for others to enjoy!

CASE REPLAY, JR: YOUNGEST CHILDREN

Description: The children will act out the story together, everyone doing the same action/sound effect at the same time. This activity is most suitable for kindergarteners.

Materials

The Case RePlay, Jr. script for younger children

Preparation

1. Read through the script and write in the blanks along the side possible actions/sound effects the children could do to act it out.

Instructions

1. Tell the children that they will be re-enacting the story together as you tell it.
2. As you read the script, lead the children in actions/sound effects to do with you.
3. If desired, you can read the script and stop at certain sentences and ask them what a good action/sound effect would be to act out what you just read.
4. Repeat the re-enactment one or two times more.

CASE REPLAY, SR: OLDER CHILDREN

Description: The children act out the story as a three-scene play. You will narrate it using the Case RePlay, Sr. script and they will act it out (no spoken words, for the most part), with each child assuming a different character's role. This activity is most suitable for first grade and up. You will review the story, then practice it a few times before performing it for others.

Materials

The Case RePlay, Sr. script
White board or other large format paper
Costumes and props

Preparation

1. Prepare for the play by choosing costumes and props for each character in the story. Decorate the area with any scenery props.
2. Write the words "Beginning," "Middle," "End" on a large piece of paper/whiteboard with plenty of space under each heading. You will use this paper to help the children think about the story as a three-scene play, as it is presented in the script.

Instructions

1. Tell the children that they will get to act out the story as a three-scene play, with a beginning, Middle and end section. Tell them that before they can act it out, they need to think it out. as you narrate it with your script.
2. Take the children's answers as they recount the story, helping them put key incidents in the right order.
3. If desired, when they have filled in their Beginning, Middle, End, read through your whole (real) script, so they hear exactly what you will have them act out.
4. Then tell the children that it's time to practice acting out the story.
5. Assign parts to each child. If you are using costumes, do NOT give them out at this point. They will be a distraction.
6. Have all the children sit on the floor or in chairs on one side of the "stage," then call the characters up in place as their part in the story comes.
7. As you read the script, guide the children in where you want them to move or do to act it out.
8. After going through the whole script once, give out any costumes and props and act out the script once or twice more.

Optional TAKING IT TO OTHERS Activity: Re-enacting the Story

Read the script as the children act out together (younger) or assuming different roles (older) as the other children or the parents watch.

CASE REPLAY, JR--YOUNGER KIDS (KINDERGARTEN) P.2

Welcome to our play! The name of our story is called: The Case of the Very, Vivid Vision.

This story takes place in New Testament times, on the island of Patmos, about sixty years after Jesus died on the cross and rose from the dead.

And now we present: "The Case of the Very, Vivid Vision."

Actions:

Scene 1:

The Apostle John, last of all the original, twelve disciples, is exiled on Patmos for his faith in Jesus. Even though he is separated from his beloved seven churches of Turkey, he still can write and encourage them. The Lord gives John a vision to write down for these churches of Turkey for their encouragement. In the vision, John sees Jesus, in all his glory, in a long robe and a sash, dressed for battle, standing upon seven lampstands—one for each of the seven churches. Jesus gives John special words of warning and encouragement for each of the churches. He urges them not to give up even though they were being terribly persecuted. He will reward them all for their faithfulness to Him.

Scene 2:

Jesus takes John through a door standing open to heaven and showed John a beautiful picture of heaven. John sees God the Father on His throne in inapproachable light of many jewel colors, and an emerald-colored rainbow that encircled the throne and a large, sparkling crystal floor in front of it. Four seraphim stand on the corners of the throne, constantly speaking of God's holiness and of His worthiness to be praised. Twenty-four elders all dressed in white sit on thrones around God's throne. They praise Him and bowed down before Him. Jesus approaches the throne of His Father and tens of thousands of angels, the elders and all the creatures in heaven, earth and the sea praise Him and bow down before Him for being the Savior of God's sinful people.

Scene 3

The people who have already suffered and died for their faith in Jesus ask how long it would be before God, in His holiness, will judge their enemies and bring an end to all the suffering. The Lord comforts them and tells them it would be as soon as all of God's people who are to suffer and die for His name have done so. He promises them that then He will bring an end to all their suffering and will Himself wipe away all their tears. They will get the honor of serving in God's wonderful presence forever. John writes down all these words and many more for the seven churches of Turkey to encourage them to keep on persevering. God has everything under control. He will bring an end to their suffering at just the right time.

Bible Truth Tie-In:

The Bible Truth we are learning is: **The LORD Is Holy**. The Lord gave John a vision of His holiness and of heaven as an encouragement to the suffering believers in the seven churches of Turkey.

CASE REPLAY, SR--OLDER KIDS (1ST GRADE AND UP) P.3

Welcome to our play! The name of our story is called: The Case of the Very, Vivid Vision.

This story takes place in New Testament times, on the island of Patmos, about sixty years after Jesus died on the cross and rose from the dead.

The characters in our story are: John, Roman soldiers, Christians in the seven churches of Turkey, Jesus, 24 elders, Angels, all the creatures of heaven, earth and sea God's people in heaven who had already suffered and died for loving Jesus.

And now we present: "The Case of the Very, Vivid Vision."

Scene 1: (Beginning)

The Apostle John, last of all the original, twelve disciples, is exiled on Patmos for his faith in Jesus. Even though he is separated from his beloved seven churches of Turkey, he still can write and encourage them. The Lord gives John a vision to write down for these churches of Turkey for their encouragement. In the vision, John sees Jesus, in all his glory, in a long robe and a sash, dressed for battle, standing upon seven lampstands—one for each of the seven churches. Jesus gives John special words of warning and encouragement for each of the churches. He urges them not to give up even though they were being terribly persecuted. He will reward them all for their faithfulness to Him.

Scene 2: (Middle)

Jesus takes John through a door standing open to heaven and showed John a beautiful picture of heaven. John sees God the Father on His throne in inapproachable light of many jewel colors, and an emerald-colored rainbow that encircled the throne and a large, sparkling crystal floor in front of it. Four seraphim stand on the corners of the throne, constantly speaking of God's holiness and of His worthiness to be praised. Twenty-four elders all dressed in white sit on thrones around God's throne. They praise Him and bowed down before Him. Jesus approaches the throne of His Father and tens of thousands of angels, the elders and all the creatures in heaven, earth and the sea praise Him and bow down before Him for being the Savior of God's sinful people.

Scene 3: (End)

The people who have already suffered and died for their faith in Jesus ask how long it would be before God, in His holiness, will judge their enemies and bring an end to all the suffering. The Lord comforts them and tells them it would be as soon as all of God's people who are to suffer and die for His name have done so. He promises them that then He will bring an end to all their suffering and will Himself wipe away all their tears. They will get the honor of serving in God's wonderful presence forever. John writes down all these words and many more for the seven churches of Turkey to encourage them to keep on persevering. God has everything under control. He will bring an end to their suffering at just the right time.

Bible Truth Tie-In:

The Bible Truth we are learning is: **The LORD Is Holy**. The Lord gave John a vision of His holiness and of heaven as an encouragement to the suffering believers in the seven churches of Turkey.

A Letter to the Seven Churches in Turkey

Description

Children will make a “leather” scroll like what John would have written and sent to the churches in Turkey.

Materials

9” side by 2’ long piece of leather, fake leather, or canvas/denim

2 1” thick x 9” long dowels

Stapler or glue gun

Markers (permanent would be best, but be careful to protect the children’s clothes! Could also use calligraphy-type markers/pens for older children)

Poster board or other large sheet of paper (or a white board)

Yarn or leather lacing

Preparing the Craft

1. Cut a piece of cloth, 9” by 2’ per child

2. Attach the dowels to each end of the scroll

3. Write out excerpt from Revelation that you want the children to use. You might want to use all or part of Revelation 7:9-17. You also might want to include part of Revelation 1:1-11 and end with Revelation 22:20-21. These are all included on the following page for you to copy off for the children to have, if desired. For youngest children, you may want to trace the letters out onto the scroll with pencil and let them go over your letters with markers.

Making the Craft

1. Show the children your sample of the craft.

2. Have the children write out the words from Revelation. Then they can add pictures or other decorations that go with it around the edges of the scroll.

3. When done, children can tie up their scroll with a piece of yarn or leather lacing, making sure that their writing is dry first.

Making a Bible Truth Connection

Once the children have settled into their craft, use the Bible Truth- Craft Connection Sheet to lead discussion about the craft. Note that most of these questions echo the questions on the case board, providing a review of what the children learned earlier.

Optional TAKING IT TO OTHERS Activity: Craft Presentation

If you are presenting the craft to other children or parents the children can hold up their crafts (or your model craft) and read their Bible Truth Connection answers to explain the importance of the craft.

CASE CRAFT**Discussion Guide****Instructions:**

As the children are settled into making their craft, ask them these questions to help them understand the craft's significance. Use the answers provided to guide the children's answers.

Discussion Questions

1. Where was John when he wrote down his letter? Where were the churches he wrote his letter to?
On the island of Patmos. The churches were in Turkey.
2. What did John write down in his letter? *All the words and pictures of the amazing vision Jesus gave him about things that were to happen before Jesus came back.*
3. How was this letter to be an encouragement to the seven churches? *That the Lord is the holy God who reigns and will bring a glorious, victorious end to their suffering at just the right time.*
4. What is Bible Truth that we are learning?
The LORD Is Holy.
5. What does our craft have to do with our Bible Truth: The LORD Is Holy?
The believers in the Turkey churches were suffering terribly under Emperor Domitian. The Lord knew their suffering and promised them that He would judge their enemies according to His perfect holiness and bring His people to live with Him forever, never to suffer again.
6. What can our craft help us remember?
God is holy. He sees the sufferings of His people even today. He will bring justice for their sufferings at just the right time and bring them into His presence to live forever and ever.

TAKING IT TO OTHERS**Craft Presentation****Instructions:**

Have children hold up your model craft/their crafts. Choose five children (or you say) the five sections below to explain the craft's importance.

Presentation:

1. Our craft is: A Letter to the Seven Churches in Turkey.
2. On the island of Patmos, the Lord Jesus commanded John to write down all the words and pictures of the amazing vision He gave him for the seven churches in Turkey to encourage them that the Lord is the holy God who reigns and will bring a glorious, victorious end to their suffering at just the right time.
3. Our Bible Truth is: The LORD Is Holy.
4. The believers in the Turkey churches were suffering terribly under Emperor Domitian. The Lord knew their suffering and promised them that He would judge their enemies according to His perfect holiness and bring His people to live with Him forever, never to suffer again.
5. Our craft can help us remember that God is holy. He sees the sufferings of His people even today. He will bring justice for their sufferings at just the right time and bring them into His presence to live forever and ever.

Note: Even non-readers can participate in presenting the craft, if you will whisper what they are to say in their ear and let them say it aloud for the others to hear.

BEFORE CLASS:**1. PICK YOUR PERSON**

VIPPs can be anyone in your church! Typically, they fall into 6 categories: Church staff, Elders, Deacons/deaconesses, Special Volunteers (people who aren't paid, but spend a lot of time helping out in particular ways), Supported Workers (aka missionaries), and Church Members.

2. GATHER YOUR FACTS

Use the VIPP Information Sheet to write down the facts about your VIPP. The information on this worksheet is used in the VIPP activities, listed in the "Choose an Activity" section below.

DURING THE ACTIVITY:**1. INTRODUCE YOUR VIPP**

Introduce your VIPP to the children, using the VIPP Information Sheet. Fill in a set of VIPP Clue Cards with the information for your VIPP. If desired, you can even have the actual person come into class for the children to meet.

Need help describing what someone does for the church in a kid-friendly way? Check out the list of common VIPPs on the Praise Factory website in the PFI resources. There are lots of kid-friendly descriptions for common VIPP's, such as pastors, elders, deacons and a lot more.

2. PRAY!

Lead the children in praying for the VIPP. Ask the children if they would like to pray for one of the VIPPs prayer requests. Even non-readers can pray for the VIPP if you whisper the prayer request in their ear, then let them say it aloud. Never force a child to pray!

3. CHOOSE AN ACTIVITY

There are two activities you can use to help the children learn about the VIPP:

VIPP Clue Cards: These are nine coloring sheets in which children fill in the nine things they learn about the VIPP from the VIPP Information Sheet. Photocopy a set of each child. Use as few or as many of these Clue Cards as you desire. Clue Cards found at the back of this book.

VIPP Game: This is a game that uses a set of Clue Cards for one or two VIPPs.

Choose a VIPP and fill in his/her information on the VIPP Information Sheet. Fill in a set of VIPP Clue Cards with the information for your VIPP. Tell the children about the VIPP, having them fill in the VIPP Clue Cards with the key facts as they learn them. Write any words the children need to write on a white-board or other piece of paper so they can see how to spell them. Help younger children write these words on their clue cards. Ideas for how to tell the children about many common VIPPs are listed at praisefactory.org with the resources for this Bible Truth.

Optional TAKING IT TO OTHERS Activity: Introduce and Pray for the VIPP

If you are presenting the VIPP to other children or parents you can assign children to hold up the 10 clue cards and say what each card tells about the VIPP. (Or, you can have the children hold them up as you tell what each one means.) Then lead the children in praying for the VIPP.

Game: Crabbin' Around

Materials

Information Sheet for two VIPPs

2 Sets of Clue Cards

Tape

A Bag

Preparing the Game

1. Fill in one set of clue sheets for the VIPP you are using.
2. Put all the Clue Cards in a bag, except for the ones with the names and pictures of the VIPPs.
3. Tape the picture and name of each VIPP to the wall, about 3 feet from the ground.

Playing the Game

Reveal: Tell the children about the VIPPs, showing them your filled-in clue cards as you tell about them.

Review: Put the Clue Cards for both VIPPS put in one bag. Mix up. Have children sit down, with their legs in front of them and their hands propped behind them. Show them how to get in crab position and try moving around. (Moving on hands and feet, with front side facing up). Tell them that you will pull out a clue, tell them what it is and they are to crab-crawl their way to the picture of the person who it belongs to. Give them the answer after everyone has run to their guessed person. Continue until all clues have been used up.

VIPP INFORMATION SHEET

VIPP NAME:

WHAT VIPP LOOKS LIKE

Man or Woman? _____

Hair color? _____

Eye color? _____

FAVORITE ANIMAL

FAVORITE FOOD

FAVORITE FREE TIME ACTIVITY

WHAT VIPP DOES DURING WEEK

VIPP GROUP OF SERVICE:

Church Member

Deacon

Elder

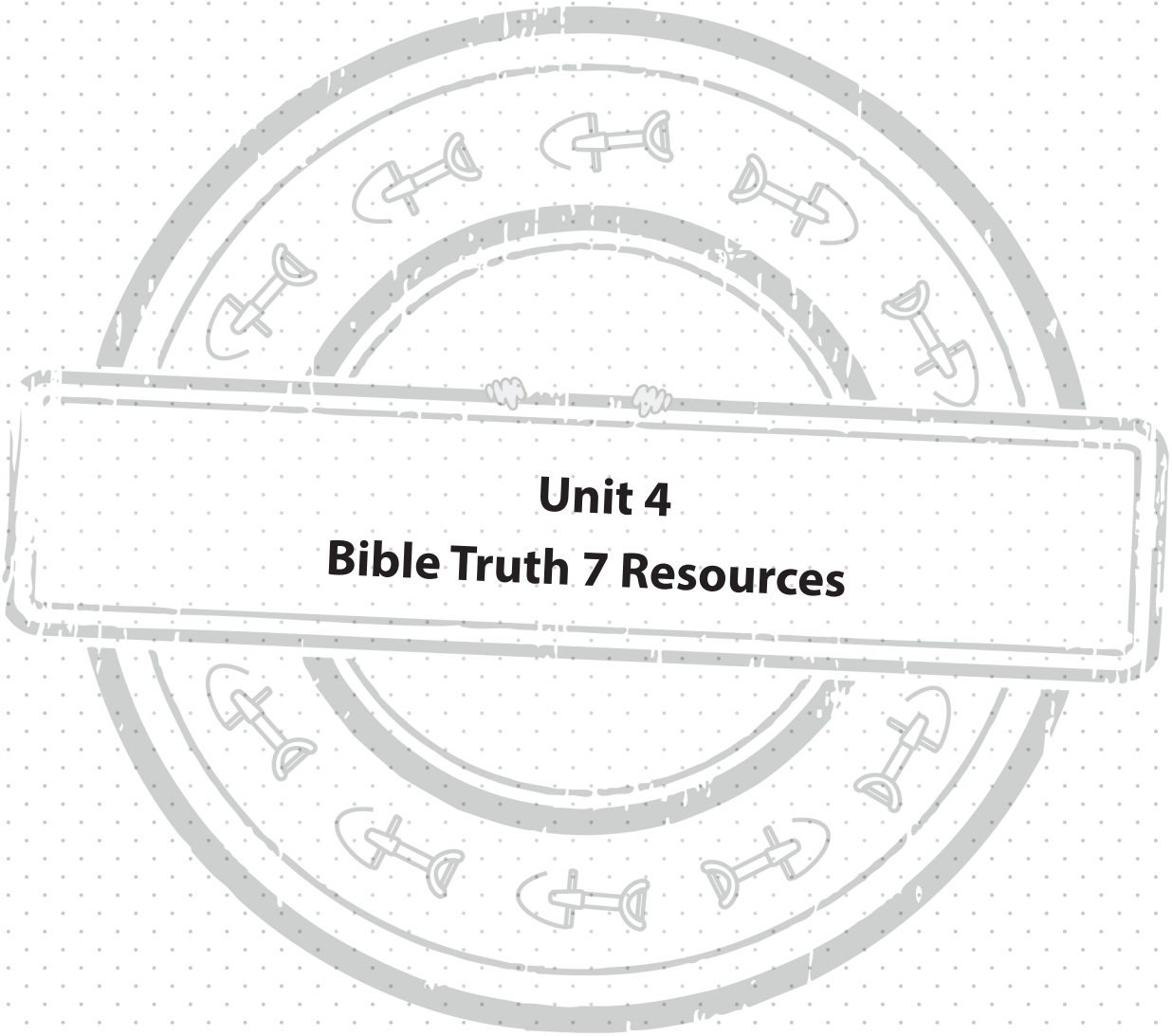
Church Staff

Special Volunteer

Supported Worker
(Missionary)

3 WAYS VIPP SERVES CHURCH

3 WAYS TO PRAY FOR THE VIPP



BIBLE TRUTH 7 OVERVIEW

Unit 4: The God Who Reveals Himself

Big Question and Answer: “Can Anybody Tell Me What the LORD Is Like? He’s Not Like Anyone Else!”

Bible Verse: “O LORD, there is no God like you.” 1 King 8:23

Bible Truth 7 Concept: The LORD Is Omnipotent

“Omnipotent” means “all” (omni) “powerful” (potens). The LORD is all powerful. There are no limits on God’s power to do what He wants to do. God uses His omnipotent power to carry out all His holy will and rule perfectly over all His creation.

In the beginning, God used His omnipotent power to create everything He wanted to create, just the way He wanted it created. By His omnipotent power, He sustains everything He’s made so that it keeps on living as He wants it to and to carry out His wonderful plans.

This doesn’t mean that we have no control over the things we do. God created all living creatures with a will. They make decisions and carry them out. This is especially true of people, to whom God has given a spirit to know Him and to know what is right and wrong. We are each responsible for our own actions. And yet at the same time, God uses His omnipotent power to work in and through all His creations so that His good plans are perfectly fulfilled.

God is all-powerful, yet there is something He will not and cannot do. He will not use His omnipotent power to do anything that is evil. He always acts according to the perfectly holy way He is.

Bible Truth 7 Bible Verse

Meditation Version: Psalm 135:5-6

“I know that the LORD is great, that our Lord is greater than all gods. The LORD does whatever pleases Him, in the heavens and on the earth, in the seas and all their depths.”

Alternate Memory Version: Psalm 135:5,6

“I know that the LORD is great, that our Lord is greater than all gods. The LORD does whatever pleases Him.”

Bible Truth 7 ACTS Prayer

A God, we praise You for being more powerful than anyone else. We praise You for always being able to do whatever You want to do.

C God, we confess that many times we want to rebel against You and do things our own way. We confess that many times when we’re in trouble, we doubt that You really are powerful enough to help us. We need a Savior to forgive us!

T Thank You, God for being so powerful that You can always rescue those who turn from their sins and depend upon You. Thank You for all Your promises You give us in the Bible and for always having the power to fulfill them.

S God, use Your almighty power to work in our hearts. Help us to turn away from our sins and trust in Jesus as our Savior. Help us to love You and live for You.

Bible Truth 7 Stories

Lesson 1: The Case of the King’s Eye (Old Testament)

Esther 1-9

Lesson 2: The Case of the Heavenly Hopeful Boy (Story of the Saints)

Lesson 3: The Case of the Forbidden Visitor (New Testament)

Matthew 8:5-13; Luke 7:1-10

1. GETTING STARTED: Welcome and Opening Songs (*introduce unit and get kids moving with these songs*)

<p>Welcome</p>	<p>“Welcome to Praise Factory. We’re so glad you’ve joined us! Here at the PFI we are investigators. (That’s what the “I” stands for!) Investigators look for answers to questions. In PFI, we look for answers to big questions about God. We dig deep down in the truths of God’s Word to find them.”</p>
<p>Praise Factory Theme Song</p>	<p>“Let’s sing our Praise Factory Investigator’s theme song.”</p> <p>PFI: Praise Factory Investigators <i>PFI NIV Songs 4, Track 1</i></p> <p>We’re PFI: Praise Factory Investigators, Diggin’ deep down for truths in God’s Word, That’s PFI: Praise Factory Investigators, Diggin’ deep down for truths in God’s Word, We’re looking for answers to very big questions, Big questions about God, If you’re looking for answers to very big questions ‘bout God, come along, Join PFI: Praise Factory Investigators, Diggin’ deep down for truths in God’s Word, That’s PFI: Praise Factory Investigators, Diggin’ deep down for truths in God’s Word. Deep down, diggin’ down, Let’s go diggin’ down, Deep down, diggin’ down, ‘Til answers to all our Big Questions we’ve found. We’re PFI: Praise Factory Investigators, Diggin’ deep down for truths in God’s Word, That’s PFI: Praise Factory Investigators, Diggin’ deep down for truths in God’s Word.</p>
<p>Classroom Rules Song</p>	<p>An important part of Praise Factory is helping us worship God and love one another. Our WoGoLOA song reminds us how we should act. Let’s sing it.”</p> <p>WoGoLOA Rules Song <i>PFI NIV Songs 4, Track 2</i></p> <p>Refrain: WoGoLOA means “Worship God and love one another,” WoGoLOA means “Worship God and love one another.”</p> <p>WoGo means “Worship God.” Sound off, 1,2,3, Joyfully take part, Listen to others, Obey your teachers. (<i>Refrain</i>)</p> <p>LOA means “Love One Another.” Sound off, 1,2,3, Be kind, Be encouraging, Help others, help others. (<i>Refrain twice</i>)</p>

1. GETTING STARTED, continued

Opening Prayer	"Let's ask God to help us obey these rules, and to help us worship Him and love one another as we learn more about Him today. Let's pray." <i>Pray.</i>
Big Question Under Investigation:	<p>"Now it's time to turn to today's Big Question Under Investigation.</p> <p>It's: Can Anybody Tell Me What the LORD Is Like?</p> <p>"There are many gods that people worship, but none are like the LORD. He is the one, true God. He's not like anyone else! He's always been alive--and He will never die. He's completely good and loving. He's all-powerful and all-wise. And that's just the beginning of what the LORD is like. He is so great! There will always be more of Him to know.</p> <p>So the answer to our Big Question, 'Can Anybody Tell Me What the LORD Is Like?' is: He's Not Like Anyone Else!</p>
Big Question 4 and Songs	<p>"Let's sing our Big Question Song(s): <i>choose one or both</i></p> <p>Big Q & A 4 Song <i>PFI NIV Songs 4, Track 3</i> <i>(adapted version of "Have You Ever Seen a Lassie?")</i> Can anybody tell me, Tell me, tell me, Can anybody tell me, What the LORD is like? He's not like anyone else, Anyone else, anyone else, He's not like anyone else, That's what the LORD is like.</p> <p>Big Question 4 Song: Tell Me <i>PFI NIV Songs 4, Track 4</i> <i>Refrain:</i> Tell me, can anybody tell me, Tell me, what the LORD is like? Tell me, can anybody tell me, Tell me, what the LORD is like? He's not like anyone else, He's not like anyone else, He's not like anyone else, He's not like anyone else,</p> <p>He's Omniscient! <i>(He knows all things)</i> Omnipresent! <i>(He's everywhere you can be)</i> Omni-benevolent! <i>(He's always good!)</i> and Omnipotent! <i>(He can do all things!)</i> <i>Refrain</i></p> <p>He's Immutable! <i>(He never changes!)</i> He's Infallible! <i>(He makes no mistakes!)</i> He's Infinite! <i>(There's always more of Him to know!)</i> And purely Righteous! <i>(He has no sin! Not even a teeny, tiny speck!)</i> <i>Refrain</i></p> <p><i>You may also enjoy singing Inspector Graff's ABC's of God</i> <i>PFI NIV Songs 4, Track 5</i></p>

1. GETTING STARTED, continued**Unit 4
Bible Verse**

"How do I know this is true? The Bible tells me so!

1 Kings 8:23 tells us: "O LORD there is no God like you."

Big Question 4 Bible Verse Song*PFI NIV Songs 4, Track 6***O, O LORD: 1 Kings 8:23**

O, O LORD, there is no, no God like You,

O, O LORD, there is no God like You!

O, O LORD, there is no, no God like You,

O, O LORD, there is no God like You!

First Kings Eight, twenty-three.

"There may be many gods that people worship, but none is like the LORD. Why? Because He is the one, true God."

2. DIGGING DEEP DOWN: Key Concept and Story (*introduce the Bible Truth and tell the related story*)**Bible Truth 7**

"It's time for us to dig down deeper for answers to our Big Question. We're learning **NINE** Bible Truths that all tell us something about what the LORD is like. Can you tell me which ones we have already learned? (The LORD Is a Glorious Spirit; The LORD Is the Only, True God; the LORD is Everywhere, All the Time; the LORD Knows Everything There Is to Know; The LORD Is Three Persons, But Just One God--Father, Son and Holy Spirit; and the LORD Is Holy.)

The Bible Truth we are going to be thinking about today is:

The LORD Is Omnipotent.

"Omnipotent" means "all" (omni) "powerful" (potens). The LORD is all powerful. There are no limits on God's power to do what He wants to do. God uses His omnipotent power to carry out all His holy will and rule perfectly over all His creation.

In the beginning, God used His omnipotent power to create everything He wanted to create, just the way He wanted it created. By His omnipotent power, He sustains everything He's made so that it keeps on living as He wants it to and to carry out His wonderful plans.

This doesn't mean that we have no control over the things we do. God created all living creatures with a will. They make decisions and carry them out. This is especially true of people, to whom God has given a spirit to know Him and to know what is right and wrong. We are each responsible for our own actions. And yet at the same time, God uses His omnipotent power to work in and through all His creations so that His good plans are perfectly fulfilled.

God is all-powerful, yet there is something He will not and cannot do. He will not use His omnipotent power to do anything that is evil. He always acts according to the perfectly holy way He is."

2. DIGGING DEEP DOWN, continued**Bible Truth 7
Hymn**

"Long ago, a man named Malthie Babcock was thinking about this Bible truth, too. He wrote the words to a hymn called "This Is My Father's World." We're going to learn a verse from it.

This Is My Father's World*PFI NIV Songs 4, Track 21***Verse 3**

This is my Father's world,
O let me ne'er forget,
That though the wrong
Seems oft so strong,
God is the Ruler yet.
This is my Father's world.
The battle is not done.
Jesus who died shall be satisfied,
And earth and heaven be one.

This world belongs to God, because in His omnipotence He created it all, just as He desired; and He sustains it and all the creations in it by His omnipotent power. While sin and death are still allowed for now, one day, He will accomplish all He has planned for this world and will bring an end all that is evil. He will win the battle once and for all, at just the perfect time He has planned.

**Bible Truth 7
Bible Verse
and Song**

"The Bible verse we are going to be digging down into for this Bible Truth is:

Psalm 135:5-6

"I know that the LORD is great, that our Lord is greater than all gods. The LORD does whatever pleases Him, in the heavens and on the earth, in the seas and all their depths."

Omnipotent means all powerful. The LORD is all powerful. He is greater than all gods. He is all powerful over all His creation. That is why in the heavens, the earth, and the seas, He will always do whatever pleases Him.

We've said our Bible verse, now let's sing it!

I Know that the LORD is Great*PFI NIV Songs 4, Track 22*

I know that the LORD is great,
That our Lord is greater than all gods.
The LORD does whatever pleases him.
In the heavens and on the earth,
In the seas and all their depths,
In the heavens and on the earth,
In the seas and all their depths.
The LORD does whatever pleases Him.
Psalm One-thirty-five, five and six.

2. DIGGING DEEP DOWN, continued**LESSON 1 STORY****Old Testament
Story:****The Case of the
King's Eye**
Esther 1-9

"Now it's time for today's story called: **The Case of the King's Eye.**

As you listen to the story, see if you can figure out:

- 1. Who was the King's Eye? What made him so powerful?**
- 2. Who was more powerful than the King's Eye? How did he show that?**

(If desired, write these questions on a sheet of paper to refer to when the story is finished.)

Read story.

After reading story, ask for the children's answers to the questions.

- 1. Who was the King's Eye? What made him so powerful?** Haman. The Persian king made him his most powerful servant. He was also powerful because he was deceitful. He used the king's trust in his to (try to) fulfill his own evil plans.
- 2. Who was more powerful than the King's Eye? How did he show that?** The LORD. He overruled Haman's evil plans and worked His own, good plans out of them instead.

Close in prayer. (prayer suggestions included at end of story)

LESSON 2 STORY**Story of the Saints:****The Case of the
Heavenly Hopeful
Boy**

"Now it's time for today's story called: **The Case of the Heavenly Hopeful Boy.**

As you listen to the story, see if you can figure out:

- 1. Who was the Heavenly Hopeful Boy? What did it mean that he was heavenly hopeful?**
- 2. Why was he so heavenly hopeful? What kinds of things did heaven provide?**

(If desired, write these questions on a sheet of paper to refer to when the story is finished.)

Read story.

After reading story, ask for the children's answers to the questions.

- 1. Who was the Heavenly Hopeful Boy? What did it mean that he was heavenly hopeful?** Little Peter. It mean that he depended upon God to take care of his needs.
- 2. Why was he so heavenly hopeful? What kinds of things did heaven provide?** He had no father or mother. He had learned from an early age to ask God to provide for his needs and God had always answered him. The Lord provided him with food, with a job, with help in times of trouble, and even with a new father and good life.

Close in prayer. (prayer suggestions included at end of story)

2. DIGGING DEEP DOWN, continued**LESSON 3****New Testament Story:****The Case of the Forbidden Visitor**

Matthew 8:5-13;

Luke 7:1-10

"Now it's time for today's story called: **The Case of the Forbidden Visitor.**

As you listen to the story, see if you can figure out:

- 1. Who was the forbidden visitor? Who forbid him to do something?**
- 2. What was he forbidden to do? Why?**

(If desired, write these questions on a sheet of paper to refer to when the story is finished.)

Read story.

After reading story, ask for the children's answers to the questions.

- 1. Who was the forbidden visitor? Who forbid him to do something?**

Jesus. The centurion with the sick servant.

2. What was he forbidden to do? Why? He was forbidden to come to enter the centurion's house to see his sick servant. Because the centurion believed it was too great of an honor for Jesus, the Messiah, to enter his house. And, because he believed that Jesus had complete power over sickness and death. He did not even need to come to his house to heal his servant. He only needed to speak the word and it would happen.

Close in prayer. (prayer suggestions included at end of story)

3. TAKING ACTION: Response Activities *(choose from among these activities)***Response Activities**

- **ACTS Prayer Activity:** Add your own prayer requests to the ACTS prayer
- **Sneaky Snack:** Story-related snack
- **Bible Truth Review Activity:** Game with questions related to the Bible Truth
- **Bible Truth Hymn:** Music activities to learn a portion of a Bible Truth-related hymn
- **Bible Verse Review Activity:** Game with questions related to Bible Truth Bible verse
- **Bible Verse Song:** Music activities to learn the Bible Verse song
- **Story Review Activity:** Game with questions related to the Bible Truth and Case
- **Case RePlay, Jr. and Sr.:** Two drama activities that review the story: one for younger children, one for older children.
- **Craft:** Story-related craft
- **VIPP (Very Important Prayer Person):** Game and a coloring activity to help children learn about people in your church and how to pray for them.

(VIP resources: found online or at back of this book)

4. TAKING IT TO OTHERS *Optional presentations for the last few minutes of class***Presenting to Other Children**

If you split the children into different response activities, you can gather the children together again and have each small group make presentations to show the other children what they learned. Presentation ideas are included in the resources for each activity.

Presenting to Parents

If you keep your children together for response activities, you can have them make a presentation of something they have learned to their parents when they come to pick them up from class. Presentation ideas are included in the resources for each activity.

5. TAKING IT HOME *(Take Home Sheet)***PFI Pronto**

Give out the PFI Pronto for the case story as well as any other materials as the children are dismissed.

BIBLE TRUTH 7, LESSON 1: PLANNER/OVERVIEW

GETTING STARTED: Welcome and Opening Songs (*introduce unit and get kids moving with these songs*)

Welcome to Praise Factory: PFI: Praise Factory Investigators Theme Song *PFI NIV Songs 4 CD, Track 1*

Rules to Help Us Worship God and Love Others: WoGoLOA Classroom Rules Song
PFI NIV Songs 4 CD, Track 2

Big Question Under Investigation: Big Question 4 Songs *PFI NIV Songs 4 CD, Tracks 3,4*
(*Extra Song: Inspector Graff's Rap: The ABC's of God PFI NIV Songs 4, Track 5*)

Big Question Bible Verse: 1 Kings 8:23 Song *PFI NIV Songs 4 CD, Track 6*

DIGGING DEEP DOWN: Key Concept and Story (*introduce the Bible Truth and tell the related story*)

Bible Truth 7: The LORD Is Omnipotent

Bible Truth Hymn: This Is My Father's World *PFI NIV Songs 4, Track 21*

Bible Verse: Psalm 135:5-6

Bible Verse Song: I Know that the LORD Is Great *PFI NIV Songs 4, Track 22*

Lesson 1 Old Testament: The Case of the King's Eye
Esther 1-9

TAKING ACTION: Response Activities (*choose from among these activities*)

Snack and Discussion Planner: Purim Food

ACTS Prayer: Prayer Sheet

Bible Truth Review: Discussion Questions and Game: Beanbag Scramble

Bible Truth Hymn: This Is My Father's World *PFI NIV Songs 4, Track 21*
Song, Sign Language and Song Game: Mimic Me!

PFI NIV Songs 4 BOOK or ONLINE

Bible Verse Review: Psalm 135:5-6 Discussion Sheet and Game: Cross the Raging River

Bible Verse Song: I Know that the LORD Is Great: Psalm 135:5-6 *PFI NIV Songs 4, Track 22*
Song, Sign Language and Song Game: Word Take Away

PFI NIV Songs 4 BOOK or ONLINE

Story Review: Discussion Questions and Game: Go Fish

Case Replay, Jr: Drama Activity for Youngest Children (children do same story actions together)

Case Replay, Sr: Drama Activity for Most Children (children re-tell story with individual parts)

Craft: Honoring Mordecai

VIPP (Very Important Prayer Person) Prayer Time: Coloring Sheets (back of book) and Game: Hit the Wall

TAKING IT HOME: Take Home Sheet for Review and Family Devotions

PFI Pronto: Bible Truth 7, Lesson 1 **PFI NIV Prontos 4 BOOK or ONLINE**

The Case of the King's Eye Esther 1-9

by Connie Dever

Our story is called:
The Case of the King's Eye.

As you listen to the story, see if you can figure out:

1. Who was the King's Eye? What made him so powerful?
2. Who was more powerful than the King's Eye? How did he show that?

This is an Old Testament story. It takes place back in the days of Xerxes, King of Persia, about 500 years before Jesus lived on earth.

Xerxes was one of the most powerful kings the world has ever known. His kingdom included many peoples and stretched from Africa to India. Xerxes expected people to do things his way and do them fast. Servants jumped at his commands. The laws he made could never be broken. People came into his presence only by special approval. To make sure these things happened, Xerxes had a special, very powerful servant he called the King's Eye. This man made sure the king's laws were followed, scheduled all his meetings, and kept watch for and got rid of all of the king's enemies.

Xerxes chose a man named Haman to be the King's Eye. Haman was usually very busy taking care of the king's business. But right now, as our story begins, he was up to some business of his own--and bad business it was.

"Gods of Persia, tell me upon what day I should get rid of my enemy, Mordecai the Jew," he prayed, as he threw lots (little wooden sticks) on the fortune-telling board. The lots first landed on the number thirteen, then on the month of Adar. "Ah ha! The thirteenth of Adar! On that day I will punish Mordecai for refusing to bow down to me. I will kill him and all the other Jews with him," he plotted. "Now all I have to do is fool the king into approving my plan."

Haman managed to trick the king with just one lie: "Great King, I have terrible news for you. There's a people called the Jews who don't live by our customs or obey your laws. You should get rid of them. It will take 333 tons of silver (about six million dollars' worth!) to do the job," Haman said.

"Very well," the king agreed, as simply as that. Do

what you think best. When you take care of this problem, come back and we will celebrate this great danger from which you have spared me."

Haman happily agreed. He sent out messengers throughout the land with the new law: "By the command of King Xerxes," it said, "My loyal subjects are ordered to get rid of all the Jews on the thirteenth day of the twelfth month, the month of Adar. Take all of their belongings, too. Prepare yourself for that day," the people were told.

Haman was delighted! Soon he would be rid of Mordecai and all his people! He went to celebrate with the king. But the Jews were horrified. They wept and fasted. They put on itchy sackcloth, rubbed ashes on their skin and they prayed and prayed to the one who could rescue them-- the LORD. Perhaps Xerxes was a very powerful king and Haman was his very powerful servant, but the LORD was omnipotent--all powerful! He could help them when no one else could.

Like the rest of the Jews, Mordecai wept, fasted and prayed; but he did something else, too. He sent a message to his niece, Queen Esther, Xerxes' new bride. "Esther, there's a new law ordering the death of all our people! It's Haman's doing. You must go to the king and beg mercy for us," he wrote.

Esther read the dreadful news, but didn't know what to do. "Dear Uncle Mordecai," Esther wrote back, "I want to help, but the law says that anyone who goes to the king without being invited will be put to death, unless the king holds out his golden scepter to them. It's been a whole month since the king has asked to see me. How do I know he will spare my life if I go before him now?"

Story-telling Tips

Ahead of time:

1. Read the Bible verses and story. Pray!
2. Create story cue cards on index cards (or highlight text).
3. Practice telling story dramatically, timing your presentation. Shorten, if necessary to fit your allotted time.
4. Decorate area with story props that help bring your story alive.

During your presentation:

1. Maintain as much eye contact as possible as you tell the story. Point to/use props at important points in the story. Include the kids in your story with a few questions about what they think will happen or words/concepts that might be new to them.
2. Watch the kids for signs that their attention span has been reached. Shorten, if necessary.

Esther wrote back.

Mordecai knew what Esther said was true. It seemed like a very chancy thing to approach the king uninvited. But Mordecai didn't believe in chance. He believed in the LORD. He knew He was omnipotent--all-powerful. He was in complete control of what happened to Esther. "Esther, don't think you will escape from this law. You will be killed with the rest of the Jews. You will be doing this to save your life as well as everyone else's. But, don't look at the chances. Rely upon the LORD, His plans and His power. It may be that He's made you queen for such a time as this!" he urged her.

Esther agreed. "You're right, Uncle. I'll do it, but gather all the Jews of the city together. Fast and pray to the LORD for three days for me. I and my maidservants will do the same. Then I will go to the king, even though it's against the law. If I die, I die," she wrote him. Esther knew that only by the overruling power of the omnipotent LORD would she survive this daring plan.

All the Jews fasted and prayed. Then, on Day Three, Esther put on her royal robes, went to the king, and hoped in the LORD. The LORD answered their prayers! The king raised his scepter to Esther and invited her to come near. "What do you want, Queen Esther? Ask for what you want, up to half my kingdom and I'll give it to you," he told her.

"I would like you and Haman to come today to a banquet I've prepared."

The king happily agreed. At the banquet, as he and Haman were enjoying their wine, he asked Esther again, "What else can I give you, Esther, up to half my kingdom?" he asked her.

"Will you and Haman come to another banquet tomorrow night. I will give you my answer then," she replied.

Haman left the banquet in a good mood. How good it felt to be honored by the queen like this! But all that changed when on his way home he passed by Mordecai and Mordecai refused to bow down and honor him.

Telling his troubles to his wife and friends, they came up with a plan. "Built a tall gallows. Make it seventy-five feet high. In the morning, ask the king's permission to hang Mordecai; then in the evening, go enjoy your dinner with the queen and him," they suggested. Haman

agreed. All that night, you could hear the bang, banging of hammers as the gallows was being prepared. The evil plans of the powerful King's Eye seemed certain to succeed.

But there was someone far more powerful than the King's Eye at work that night: The LORD. He is omnipotent--all-powerful. He can defeat the plans of even the most powerful plan. And that's what He did that night.

Sleep is a gift from the LORD and it was one gift He withheld from King Xerxes that night, as part of His good plan. Since he couldn't sleep, Xerxes decided to read. "Bring me the Book of Deeds from my reign," he ordered a servant. Xerxes opened the book and what did he read? The story of how Mordecai the Jew once saved his life from two men who planned to kill him.

"I want to honor Mordecai for what he did for me, but how?" the king said. "Call Haman! He'll know what's best," he ordered.

When Haman arrived, the king asked, "What should be done for the man the king delights to honor?"

Haman was sure the king was thinking of honoring himself so he came up with a really fancy answer. "Give him one of the king's royal robes, put him on the king's horse and have one of the king's most important men lead him around the city, shouting, 'This is what is done for the man the king delights to honor!'"

The king loved the idea. "Haman, go right now and do all that for Mordecai the Jew. And I want you to be the man who leads him through the streets of Susa."

Haman obeyed the king, but hated every moment of it. How hard it was to honor the man he most hated! But as terrible as this was, the worst was yet to come for Haman, that night at dinner with the king and queen. As they drank their wine, the king said to the queen: "Esther, give me your request."

"O king, please save the lives of my people and myself from the man who plans to destroy us," she pleaded.

"Who is he? Where is the man who has dared to do such a thing?" the king demanded.

"He's right here, O king. It's Haman," she replied.

Haman believed he had a plan for revenge that would not fail, he thought he could trick the king into thinking Mordecai needed to die, he thought he could do away with the Jews, but he was wrong. Perhaps he was the

powerful King's Eye, but he was nothing compared with the LORD, the Omnipotent God. No one is like Him! The LORD had the power to do whatever He pleases...or to stop whatever He pleases. He works in all peoples and happenings, according to His good plan. He takes even the schemes of wicked men and the laws of powerful kings and weaves them into His own good plans, by His wise, omnipotent hand. He, not the King's Eye, would have the final say. Haman, the man who had once been confident in his own power, now stood terrified and powerless before the king and queen. He had planned to destroy Mordecai and his people; but instead, he would be destroyed.

"Guards, take this man away to the gallows to die!" the king ordered. Haman was taken away and hung.

That very day, the LORD turned over all of Haman's plans and worked out His own good plans, And Mordecai was given Haman's position as the King's Eye, and another law was sent out that would protect the Jews from being wiped out on the 13th of Adar.

Cracking the Case:

1. Who was the King's Eye? What made him so powerful? Haman. The Persian king made him his most powerful servant. He was also powerful because he was deceitful. He used the king's trust in his to (try to) fulfill his own evil plans.

2. Who was more powerful than the King's Eye? How did he show that? The LORD. He overruled Haman's evil plans and worked His own, good plans out of them instead.

Something For You and Me

Our Bible Truth is:
The LORD Is Omnipotent

Our Bible Verse is: Psalm 135:5-6

"I know that the LORD is great, that our Lord is greater than all gods. The LORD does whatever pleases Him, in the heavens and on the earth, in the seas and all their depths."

Haman trusted in lots, tricks and the king's laws to destroy the Mordecai and Jews. He didn't understand that his plans could never stand up against the

omnipotent LORD, who uses even the schemes of evil men to fulfill His good and wise plan for His people.

But God's people know this is true. Why? Because God has already sent Jesus to save them from the worst thing they will ever have to face: God's just punishment for their sins! That's right! If God has done this, they know that He is surely powerful enough to take care of any other trouble they face.

Let's praise the LORD right now! Let's praise Him for being the Omnipotent God who can do whatever pleases Him, as our Scripture verse say. Let's ask Him to help us to work in our hearts, helping us turn from our sins and trusting in Him as our Savior. Let's ask Him to help us not to worry when we face troubles, but in trust in Him and His omnipotent power to take care of us and work out all things for our good and His glory.

Close in prayer.

Closing ACTS Prayer

A God, we praise You for being Omnipotent--more powerful than any enemy or trouble we will ever face.

C God, we confess that many times we think You won't or can't take care of us. We choose to worry or fear instead. We need Jesus to save us!

T God, we thank You for working out Your wonderful plans, even out of the most terrible things that could happen. You always work out everything for Your people's good and Your glory.

S God, we ask that You would work in our hearts that we might turn away from our sins and trust in Jesus as our Savior. Help us to trust You in everything we go through, instead of worrying or being afraid.

Special Words

Empire: A large number of countries or peoples ruled by one ruler.

Omnipotent: All powerful.

Scepter: A decorated rod that a ruler carried as the sign of his/her power.

Gallows: A temporary, wooden structure that is built off the ground to make a high place to hang the rope by which a man could be hung to die.

ACTS PRAYER ACTIVITY

Use this sheet to write down your ACTS Prayer

Instructions:

Use this sheet to help the children apply the Bible Truth into a prayer. You can use the ACTS provided or even better, have the kids think of their own applications. Also have the children add their personal requests to the prayer, too. Lead the children in the prayer or let them pray sections, with your help. Never force a child to pray! Non-readers can participate by you whispering a section of the prayer into their ear and allowing them to pray it aloud for the group.

ADORATION:

God, we praise You for being more powerful than anyone else. We praise You for always being able to do whatever You want to do.

God, we praise You for being.....

Add your own Adorations:

CONFESSION:

God, we confess that many times we want to rebel against You and do things our own way. We confess that many times when we're in trouble, we doubt that You really are powerful enough to help us. We need a Savior to forgive us!

God, we have sinned against You....

Add your own Confessions:

THANKSGIVING:

Thank You, God for being so powerful that You can always rescue those who turn from their sins and depend upon You. Thank You for all Your promises You give us in the Bible and for always having the power to fulfill them.

God, we thank You for...

Add your own Thanksgivings:

SUPPLICATION:

God, use Your almighty power to work in our hearts. Help us to turn away from our sins and trust in Jesus as our Savior. Help us to love You and live for You.

God, we need Your help...

Add your own Supplication:

SNEAKY SNACK

Can you figure out how this snack ties in with our case?

Snack: Purim Food

Traditional food from Purim, the Jewish annual celebration of Esther: Lemon Poppyseed Cake or muffins OR Hamantaschen: cookie filled with a surprise filling (like Haman's plot was filled with a sweet surprise from the LORD): recipe for cookie dough: 4 large eggs, 1 cup oil, 1-1/2 cups sugar, 2 teaspoons vanilla, 1 tablespoon baking powder, 1/2 teaspoon salt, 4 cups flour, pinch of lemon rind Beat eggs, then add remaining ingredients, beating well after each addition. Roll out dough and cut out circles. (I use the rimmed end of a drinking glass, dipped in flour each time.) Put one teaspoon of filling in center. Fold over edges in three sections. Bake at 350F for about 20 min. Recipe for filling: 1/4 pound grated feta cheese, 1 tablespoon cream cheese, 1 egg, 1 tablespoon flour Combine all ingredients and fill prepared dough.

This is only a suggestion. Feel free to modify. Be mindful of allergy issues among your children!

Case Tie-in: Every year the Jews have a special meal to celebrate God's great power that triumphed over the evil plans of Haman.

SOUL FOOD

Food for thought during snack time

1. What does the snack have to do with the story?

Choose a few questions from the other activity discussion sheets to talk about during this snack time.

2.

3.

4.

5.

6.

7.

Directions: Read and discuss Bible Truth, using a FEW of the questions. Play game. Feel free to modify the game to fit your children.

The LORD Is Omnipotent

“Omnipotent” means “all” (omni) “powerful” (potens). The LORD is all powerful. There are no limits on God’s power to do what He wants to do. God uses His omnipotent power to carry out all His holy will and rule perfectly over all His creation.

In the beginning, God used His omnipotent power to create everything He wanted to create, just the way He wanted it created. By His omnipotent power, He sustains everything He’s made so that it keeps on living as He wants it to and to carry out His wonderful plans.

This doesn’t mean that we have no control over the things we do. God created all living creatures with a will. They make decisions and carry them out. This is especially true of people, to whom God has given a spirit to know Him and to know what is right and wrong. We are each responsible for our own actions. And yet at the same time, God uses His omnipotent power to work in and through all His creations so that His good plans are perfectly fulfilled.

God is all-powerful, yet there is something He will not and cannot do. He will not use His omnipotent power to do anything that is evil. He always acts according to the perfectly holy way He is.

Understanding the Bible Truth

1. What does “omnipotent” mean? *All powerful.*
2. What does He use His omnipotent power to do? *All His holy will. Create things just as He wants them created; Sustains everything so it keeps living just as He wants; and uses His power in and through all His creations so that they all fulfill His plans just as He desires.*
3. Does God’s omnipotent power mean that we have no control over what we do? Why not? *No. God created us with a will. We make our own choices and are responsible for them.*
4. Even though we have a will and make our own choices, what does God work in and through us all? *He uses His omnipotent power to bring about His good plans so that they are perfectly fulfilled.*
5. What is it that God cannot and will not do with His omnipotent power? *Anything that is against the perfectly, holy way He is. He will never use it to do anything evil.*

Story Connection Questions

1. How does the case story point to the **Bible Truth: The LORD Is Omnipotent**? How did the LORD show that He was omnipotent over even Haman’s evil plans and the king’s laws?
He used them to bring about good for His people and glory for His name. He did whatever He wanted with Haman and Xerxes—everything from sleepless nights, to reading the right passages in the Book of Deeds, to Haman being forced to honor Mordecai and building the gallows on which he, himself, was to die upon.
2. How did Mordecai show that he believed that the LORD was omnipotent over the situation?
He encouraged Esther, his beloved niece, to go before the King, even though “chances” would make most think that she would be killed; that the LORD placed her as queen so that she would be able to do be a in position to beg for her people’s protection, not a matter of luck.

Bible Verse Connection Question

1. What does our Bible Truth have to do with our Bible Verse: **Psalms 135:5-6**: “I know that the LORD is great, that our Lord is greater than all gods. The LORD does whatever pleases Him, in the heavens and on the earth, in the seas and all their depths.”?
Omnipotent means all powerful. The LORD is all powerful. He is greater than all gods. He is all powerful over all His creation. That is why in the heavens, the earth, and the seas, He will always do whatever pleases Him.

Life Application Questions

1. Why is it frightening to people who rebel against the LORD that He does whatever pleases Him? *They are choosing to rebel against Him, but one day He will finally use His power to judge and punish them justly if they do not confess their sins and turn for forgiveness through Jesus.*
2. Why is it encouraging to God's people that the LORD does whatever pleases Him? *They know that it doesn't matter how terrible their problems, the LORD is always working in the to do good for them and bring glory to His name. They know that He is always able to deliver them.*
3. How can we become God's people? *By turning away from our sins and trusting in Jesus as our Savior.*

ACTS Questions

1. What is something we can praise God for because of this Bible Truth?
Praise God for being more powerful than anyone else and always being able to do what He wants to do.
2. What are sins we can confess to God because of this Bible Truth?
Confess that many times we want to rebel against His ways, His power and do things our own way. Confess that many times when we're in trouble, we doubt that God is really powerful enough to help us. We need a Savior!!
3. What is something we can thank God for because of this Bible Truth?
Thank God for being so powerful that He can always rescue His people and always keep all His promises to them.
4. What is something we can ask God for because of this Bible Truth?
We can ask God to work in our hearts that we would want to turn away from disobeying Him and trust in this wonderful Jesus as our own Savior. Work in our hearts so that we are people who trust Him and His great power to do good and bring glory to His name, in everything that happens to us.

The Gospel

1. God has shown His great power to do good to His people and bring glory to His name through Jesus. What is the gospel?
God is the good Creator and King of the world. He made people to worship Him and live by His good laws. But we are all sinners who've rebelled against Him. We all deserve death--God's just, eternal punishment for our sins. How terrible! But God has good news for us. In His great mercy, God sent His Son, Jesus to earth as a man to save sinners. He lived the perfect life that pleases God. (He's the only one who's ever done that!) He offered it up to God His Father as the perfect sacrifice for sins when He suffered and died on the cross. Then, on the third day, Jesus rose from the dead in victory. He had fully paid for the sins of God's people, so they wouldn't have to! Now all who turn away from their sins and trust in Jesus as their Savior will receive forgiveness of sins and eternal life with God. They will be His very own special people who will know Him and enjoy Him forever. We can be God's people, too, if we turn from our sins and trust in Jesus as our own Savior.

Game: Beanbag Scramble

Materials

Beanbags, enough for the all the children, minus 1
Drum, guitar or just your hands!
Tape
Small bowl or bag
Bible Truth Questions

Preparing the Game

1. Choose 20+ questions for your game from the Bible Truth Discussion Questions, or make up your own.
2. Write the Bible Truth questions on small thin strips of paper (or make a photocopy of the Bible Truth Discussion Questions and Simply cut them into strips) and put them in the bag/bowl.

Playing the Game

Beanbags are placed in a circle on the floor, with children forming a circle just outside the beanbags. Tell the children that you will beat a beat on the drum, strum a strum on the guitar, or clap your hands and they are to march to the beat. As the beat gets faster, they march faster. As it gets slower, they march slower, etc. Suddenly stop the music and the children scramble for the beanbags. The child who has no beanbag picks a question for the class to answer.

Game continues as number of questions, time, and attention span allow.

Optional TAKING IT TO OTHERS Activity: Quiz Questions

Have the children choose a few of the questions from the game to ask the parents/other children during TAKING IT TO OTHERS time. Help pre-readers by whispering the question in their ear and letting them ask it aloud to the parents/other children. Make sure you read the Bible verse aloud before you ask your questions.

Directions:

1. Write words to song in large print before class.
2. Play the song for the children, helping them follow along on the song sheet.
3. Discuss the song, using a few questions from the discussion sheet. *Don't use them all!*
4. Introduce sign language for key words of your choice from sign language sheet for your song. Use as few or as many as you think the children can learn.
5. Sing and sign the song. Sign language as well as large format lyrics and sheet music are found in the PFI Unit Songbook or online.
6. If desired, play the Song Game.

Optional TAKING IT TO OTHERS Activity: Presenting and Singing the Song

1. Sing and sign the song, encouraging the watching children/parents to join in.
2. Ask the class some of the questions listed below. The Bible Truth Connection Question is particularly good to help them understand how the song ties in with the Bible Truth.

This Is My Father's World

Verse 3

This is my Father's world,
O let me ne'er forget,
That though the wrong
Seems oft so strong,
God is the Ruler yet.
This is my Father's world.
The battle is not done.
Jesus who died shall be satisfied,

Listen to it on PFI NIV Songs 4, Track 21

Understanding the Song

1. Who can call the Lord his/her Father?
All who confess their sins to Him and trust in Him for forgiveness through Jesus' death on the cross.
2. What belongs to "my Father"? *The world.*
3. What does it mean that "wrong seem oft so strong" in this world? *There are many bad and painful things that happen. When we look just at them, it can seem like they are stronger than God and His plan.*
4. Even though wrong seems often so strong, what should believers remember?
That God is the Ruler of the world still.
5. What battle isn't done yet? *The Lord's battle over all that is evil in this world.*
6. What does it mean that Jesus shall be satisfied? *Jesus died for the sins of all who would ever turn and trust in Him for forgiveness. He rose again and then ascended into heaven as the conqueror over sin and death for His people. For now, until all of God's plan on earth is complete and all His people from every nation and people have come to Him in faith, the battle against sin and death will continue. But one day, when all of God's plan for this earth is finished, the Lord Jesus will come back, bring an end to of sin, death and Satan in a final and everlasting victory. Then all that He had planned to accomplish with His death, will be completed, satisfied.*
7. What does it mean for heaven and earth to be one? *God's will is perfectly done here on earth as it is in heaven. This will happen when Jesus is satisfied, when there is the final end to sin and death.*

Bible Truth Connection Question

1. How does this song relate to our Bible Truth: **The LORD Is Omnipotent?**
This world does belong to God, because in His omnipotence He created it all, just as He desired; and He sustains it and all the creations in it by His omnipotent power. While sin and death are still allowed for now, one day, He will accomplish all He has planned for this world and will bring an end all that is evil. He will win the battle once and for all, at just the perfect time He has planned.

Story Connection

1. How does this song relate to today's story? *Haman plotted hatefully against Mordecai and all the Jews. He thought he was powerful enough to use the king to do whatever he wanted. He even boasted about it and all that he had to his family and friends. But, the Lord is the omnipotent God. Haman's evil schemes seemed so strong, but they were nothing compared to the Lord. He easily turned all that Haman plotted into good for His people and for His glory.*

Bible Verse Connection Question

1. What does this hymn have to do with our Bible Verse: **Bible Verse: Psalm 135:5-6:** "I know that the LORD is great, that our Lord is greater than all gods. The LORD does whatever pleases Him, in the heavens and on the earth, in the seas and all their depths."?

This is God's world. He made it and sustains it. He makes sure that His plans for it will succeed. Why is this so? Because God is omnipotent—all powerful. He is able to do all that He, in His perfect good and wise plan, has decided.

Life Application Questions

1. How can God's people be affected by the message of this song?

They can praise God for being omnipotent. They can ask Him to help them trust that no matter how big the problems they are in, how evil are plans that are made against them, that the Lord will finally win the battle. He will use His omnipotence to care for His people and bring Him glory.

2. How can we become God's people? *By turning away from our sins and trusting in Jesus as our Savior.*

ACTS Questions

1. What is something we can praise God for from this hymn?

Praise God for being the Ruler of this world who will overcome all evil.

2. What are sins we can confess to God from this hymn?

Confess that many times we, like all people, do evil that God will one day finally punish and get rid of. We deserve God's punishment! We need a Savior!

3. What is something we can thank God for from this hymn?

We can thank God that He has beaten death through Jesus, for all who turn away from disobeying Him and trust in Jesus as their own Savior. We can thank Him for His promise to do away with sin and evil forever one day.

4. What is something we can ask God for from this hymn?

That God would work in our hearts that we might turn from our sins and trust Jesus as our Savior. That we might be not be discouraged by the evil in the world and the sin in our hearts, but remember that He saves all those who trust in Him and that one day all evil will be gone for good.

Gospel Question

1. God is the Ruler of this world who will one day will punish and do away with all evil and sin. What hope is there for sinners like you and me? What is the gospel?

God is the good Creator and King of the world. He made people to worship Him and live by His good laws. But we are all sinners who've rebelled against Him. We all deserve death--God's just, eternal punishment for our sins. How terrible! But God has good news for us. In His great mercy, God sent His Son, Jesus to earth as a man to save sinners. He lived the perfect life that pleases God. (He's the only one who's ever done that!) He offered it up to God His Father as the perfect sacrifice for sins when He suffered and died on the cross. Then, on the third day, Jesus rose from the dead in victory. He had fully paid for the sins of God's people, so they wouldn't have to! Now all who turn away from their sins and trust in Jesus as their Savior will receive forgiveness of sins and eternal life with God. They will be His very own special people who will know Him and enjoy Him forever. We can be God's people, too, if we turn from our sins and trust in Jesus as our own Savior.

Song Game: Mimic Me!

Materials

Sign Language

Song

Preparing the Game

None.

Playing the Game

1. Practice the song and signs until the children know them well. Choose a person to be the leader and let them decide upon an action for everyone to do as they sing the song, such as jump on one foot, etc.
2. Sing the song while doing the chosen action.
3. Select another child to be the leader.
4. If desired, you can choose a different action for different important words in the song, such as jump on one foot when you sing the word "grace", but clap your hands when you sing the word "Jesus". Ask the children the meaning of each of the words before adding in their action.

Game continues as number of questions, time, and attention span allow.

choose a FEW questions for discussion, then choose the game and/or music activity

Meditation Version: Psalm 135:5-6

"I know that the LORD is great, that our Lord is greater than all gods. The LORD does whatever pleases Him, in the heavens and on the earth, in the seas and all their depths."

Alternate Memory Version: Psalm 135:5,6

"I know that the LORD is great, that our Lord is greater than all gods. The LORD does whatever pleases Him."

Understanding the Bible Verse

1. Who is the LORD greater than? *All gods.*
2. What does the LORD do? *Whatever pleases Him.*
3. What will it never please the LORD to do?

Anything that is against His perfectly holy, good will and self. The LORD may transform the evil schemes of men and Satan to bring about His good will, but He never use His power to do evil.

4. Where does the LORD do whatever pleases Him? *In the heavens and on the earth, in the seas and all their depths.*
5. How does the LORD use His omnipotent power in the world? *He uses it to create all things; to sustain all things; to work in all things to bring about His good and holy plan.*

Bible Truth Connection Question

1. What does this verse have to do with the **Bible Truth: The LORD Is Omnipotent?**

Omnipotent means all powerful. The LORD is all powerful. He is greater than all gods. He is all powerful over all His creation. That is why in the heavens, the earth, and the seas, He will always do whatever pleases Him.

Story Connection Questions

1. What does this verse have to do with our story? *Haman was a powerful man and Xerxes was a powerful king. But, Haman's schemes and Xerxes' laws could never stand up against the Omnipotent LORD. He did whatever He wanted with Haman and Xerxes—everything from sleepless nights, to reading the right passages in the Book of Deeds, to Haman building the gallows on which he, himself, was to die upon.*

Life Application Questions

1. Why is it frightening to people who rebel against the LORD that He does whatever pleases Him?
They are choosing to rebel against Him, but one day He will finally use His power to judge and punish them justly if they do not confess their sins and turn to Him for forgiveness through Jesus.
2. Why is it encouraging to God's people that the LORD does whatever pleases Him?
They know that it doesn't matter how terrible their problems, the LORD is always working in the to do good for them and bring glory to His name. They know that He is always able to deliver them.
3. How can we become God's people? *By turning away from our sins and trusting in Jesus as our Savior.*

ACTS Questions

1. What is something we can praise God for from this Bible verse?
Praise God for being so great that He does whatever pleases Him.
2. What is something we can confess to God from this Bible verse?
That even though we know that the LORD does whatever pleases Him—all His good and perfect plans—that we have all chosen to disobey Him and His good ways. We deserve His punishment! We need a Savior!
3. What is something we can thank God for from this Bible Verse?
We can thank God for being pleased to send Jesus to save His people from their sins! And not just being pleased to do it, but doing it perfectly and completely—even defeating death itself!
4. What is something we can ask God for from this Bible Verse?
We can ask God to work in our hearts that we would want to turn away from disobeying Him and trust in this wonderful Jesus as our own Savior. We can ask Him to work in our hearts and do in our lives whatever pleases Him, according to His great power and perfect plans.

Gospel Question

1. What is the greatest show of God's power on behalf of His sinful people, that God has pleased to do? What is the gospel?

God is the good Creator and King of the world. He made people to worship Him and live by His good laws. But we are all sinners who've rebelled against Him. We all deserve death--God's just, eternal punishment for our sins. How terrible! But God has good news for us. In His great mercy, God sent His Son, Jesus to earth as a man to save sinners. He lived the perfect life that pleases God. (He's the only one who's ever done that!) He offered it up to God His Father as the perfect sacrifice for sins when He suffered and died on the cross. Then, on the third day, Jesus rose from the dead in victory. He had fully paid for the sins of God's people, so they wouldn't have to! Now all who turn away from their sins and trust in Jesus as their Savior will receive forgiveness of sins and eternal life with God. They will be His very own special people who will know Him and enjoy Him forever. We can be God's people, too, if we turn from our sins and trust in Jesus as our own Savior.

Game: Cross the Raging River

Materials

Bible verse written up in large print so that all can see

Two yardsticks or long pieces of rope

Preparing the Game

Make up some questions about the verse and/or story (use the Bible verse Discussion and Story Review Discussion Questions).

Learning the Verse

Some or all of your children may be non- or early readers. Teach the verse in sections, having them say it after you. Repeat a few times. Add clapping or other movement as they say it.

Directions

1. If desired, lead the children in a discussion of a **FEW** of the most important questions before beginning game.

2. Explain the game to them as follows:

Have the children line up in a straight line behind the leader. Explain to them that there's a river to cross and they get to jump the bank without getting wet. Each child will say the verse and then jump across the two yardsticks/ropes lying next to each other on the floor. After each round, the sticks/ropes will be separated by more space, making it a wider river to jump across. As the river gets wider, some children will not make it but "fall in". Explain to them that they are stuck in the river unless they can answer a question (that you make up) about the Bible verse or the story. Feel free to let a child "stuck in the river" ask another child for a "lifeline" and help them answer their question.

Game continues as time and attention span allow.

Caution: Avoid accidents by not letting the "river" get too wide.

Optional **TAKING IT TO OTHERS** Activity: Quiz Questions

Have the children choose a few of the questions from the game to ask the parents/other children during **TAKING IT TO OTHERS** time. Help pre-readers by whispering the question in their ear and letting them ask it aloud to the parents/other children. Make sure you read the Bible verse aloud before you ask your questions.

Directions:

1. Write words to song in large print before class.
2. Play the song for the children, helping them follow along on the song sheet.
3. Discuss the song, using a few questions from the discussion sheet. *Don't use them all!*
4. Introduce sign language for key words of your choice from sign language sheet for your song. Use as few or as many as you think the children can learn.
5. Sing and sign the song. Sign language as well as large format lyrics and sheet music are found in the PFI Unit Songbook or online.
6. If desired, play the Song Game.

Optional TAKING IT TO OTHERS Activity: Presenting and Singing the Song

1. Sing and sign the song, encouraging the watching children/parents to join in.
2. Ask the class some of the questions listed below. The Bible Truth Connection Question is particularly good to help them understand how the verse ties in with the Bible Truth.

I Know that the LORD Is Great

I know that the LORD is great,
 That our Lord is greater than all gods.
 The LORD does whatever pleases him.
 In the heavens and on the earth,
 In the seas and all their depths,
 In the heavens and on the earth,
 In the seas and all their depths.
 The LORD does whatever pleases Him.
 Psalm One-thirty-five, five and six.

Listen to it on PFI NIV Songs 4, Track 22

Song Game: Word Take Away**Materials**

Sign Language Signs and Song
 White board and marker
 Eraser

Preparing the Game

1. Write the words to the song on a white board.

Playing the Game

1. After children have learned the song and signs well, then tell the children that you are going to leave out words from the song (that you've learned signs for) and just do the sign in its place.
2. Have the children help you choose a word to take out. Erase the word from the board. Review the sign the for erased word.
3. Sing the song, trying to remember to NOT sing the word and do only the sign.
4. Continue to take out words until all of the words (with signs) have been taken out.

Game continues as number of questions, time, and attention span allow.

Directions: Read and discuss Bible Truth, using a FEW of the questions. Play game. Feel free to modify the game to fit your children.

General Story Questions

1. Why was Haman so angry with Mordecai? *He would not bow to show honor to him in front of the other officials.*
2. Why was Haman casting lots? *To have the "gods" show him what day to have the Jews killed on.*
3. What was Haman's job and why could he use his job to make Xerxes believe the Jews were dangerous? *As the King's Eye, he was to keep up with activities of the peoples in the 127 provinces. He could give the king a false report about the Jews and make him think they were dangerous.*
4. What did Xerxes give Haman his signing ring to do? *Get 6 million dollars of silver and send out order for killing of the Jews to all 127 provinces.*
5. What did the Jews and many Persians do when they heard the new law? *Jews wept and wailed; put on sackcloth. Persians were shocked.*
6. What did Mordecai want Queen Esther to do and why didn't she want to do it? *He wanted her to go to the King and beg mercy for her people. She didn't want to do it because she would likely be killed if she went to him w/o being requested.*
7. Why did Mordecai think that Esther had been chosen queen? *The Lord's will to rescue His people through her.*
8. What did Esther, her attendants, and the Jews of Susa do for three days before she went to see the king? *Fasted and prayed.*
9. What is fasting and why did they fast and pray before Esther went to the king? *Fasting is not eating for a time as a sign to God that His answer to what you are praying about is even more important to you than eating. They knew that only if the omnipotent Lord acted in Esther's behalf would the King have mercy on her and hear her request.*
10. How did the king show he would not kill Esther? *Held out his scepter to her when she appeared.*
11. What did the king offer Esther and what was her request? *Up to half the kingdom; bring Haman and come to a banquet she had prepared.*
12. What made Haman mad the night of the first banquet? *Mordecai not bowing in honor of him, once more.*
13. What did Haman boast about when he went home to his family and friends? *His great wealth, all his sons, favor with king and queen above all the other officials.*
14. Why was it wrong of Haman to boast about the things he had? *They were all things that God had given him, but Haman acted as if he had them because he was so great.*
15. What did Haman's wife and friends encourage to do to Mordecai before the next banquet? *Have 70' gallows built to hang Mordecai and ask the king the next day to let him hang Mordecai.*
16. How did the LORD show His omnipotent power the night after the first banquet? *Did not let the king sleep, led the attendant unknowingly to read the part about Mordecai's good deed to him, timed Haman's entry to the inner court with Xerxes' wanting advice on how to honor Mordecai.*
17. How did the LORD use the wicked plans of Haman and the laws of the king to do His will? *He had Haman punished on the gallows made for Mordecai; He had Mordecai given Haman's job; He allowed Mordecai and Esther to make a new law to actually protect the Jews.*

Bible Truth Connection Questions

1. What does this story have to do with our **Bible Truth: The LORD Is Omnipotent?** How did the LORD show that He was omnipotent over even Haman's evil plans and the king's laws? *He used them to bring about good for His people and glory for His name. He did whatever He wanted with Haman and Xerxes—everything from sleepless nights, to reading the right passages in the Book of Deeds, to Haman being forced to honor Mordecai and building the gallows on which he, himself, was to die upon.*
2. How did Mordecai show that he believed that the LORD was omnipotent over the situation? *He encouraged Esther, his beloved niece, to go before the King, even though "chances" would make most think that she would be killed; that the LORD placed her as queen so that she would be able to do be a in position to beg for her people's protection, not a matter of luck.*

Life Application Questions

1. What's something God's people can remember from this story? *That even the most powerful man in the world with the most terrible plans, is nothing compared with the omnipotent LORD. God's people can always trust Him to take care of them.*
2. How can we become God's people? *By turning away from our sins and trusting in Jesus as our Savior.*

Bible Verse Connection Question

1. What does the story have to do with our **Bible Verse: Psalm 135:5-6**: "I know that the LORD is great, that our Lord is greater than all gods. The LORD does whatever pleases Him, in the heavens and on the earth, in the seas and all their depths:"?

Haman was a powerful man and Xerxes was a powerful king. But, Haman's schemes and Xerxes' laws could never stand up against the Omnipotent LORD. He did whatever He wanted with Haman and Xerxes—everything from sleepless nights, to reading the right passages in the Book of Deeds, to Haman building the gallows on which he, himself, was to die upon.

ACTS Questions

1. What's something we can praise God for from this story?

Praise God for being Omnipotent—more powerful than any enemy or trouble God's people will ever face.

2. What's something we can confess from this story? Confess that many times we do not think God can or will take care of us, when we trust in Him. Many times we choose to worry or doubt Him instead. We need a Savior!

3. What's something we can thank God for from this story?

We can thank God for working out His wonderful plans, even out the of the most terrible things.

4. What is something we can ask God for, from this story?

We can ask God to work in our hearts, helping us to turn away from our sins and trust Jesus as our own Savior. We can ask Him to help us to trust Him in everything we go through, instead of worrying or doubting.

The Gospel

1. Haman was a very powerful, evil man, but Satan, the enemy of God, is even more powerful. How has God shown that He is even more powerful than Satan? What has God done to rescue His people from Satan's evil plans? What is the gospel?

God is the good Creator and King of the world. He made people to worship Him and live by His good laws. But we are all sinners who've rebelled against Him. We all deserve death--God's just, eternal punishment for our sins. How terrible! But God has good news for us. In His great mercy, God sent His Son, Jesus to earth as a man to save sinners. He lived the perfect life that pleases God. (He's the only one who's ever done that!) He offered it up to God His Father as the perfect sacrifice for sins when He suffered and died on the cross. Then, on the third day, Jesus rose from the dead in victory. He had fully paid for the sins of God's people, so they wouldn't have to! Now all who turn away from their sins and trust in Jesus as their Savior will receive forgiveness of sins and eternal life with God. They will be His very own special people who will know Him and enjoy Him forever. We can be God's people, too, if we turn from our sins and trust in Jesus as our own Savior.

Game: Go Fish

Materials

Broom stick or pole
String
U-shaped magnet
Paper clips, 1 per question
Construction paper
Scissors
Basket/Pail
Story Review Questions

Preparing the Game

1. Choose 20+ questions for your game from the Story Review Discussion Questions, or make up your own.
2. Cut out fish (different sizes and shapes, if desired), one per question. Write a question on each fish. And assign a point value to each fish based on difficulty. Attach a paper clip to the mouth of each fish. Place the fish in the basket. Attach the magnet to one end of the string and the pole to the other end.

Playing the Game

Divide the children into two teams. Teams will take turns catching fish by hooking them with the magnet and the paper clip. The question is then read to the child/team. A correct answer is worth as many points as is indicated on the fish. If answered incorrectly, the question goes to the other team for a possible one point.

Play continues as questions last, or as time and attention span allow.

Non-competitive Option

Don't split into teams. Have the children take turns catching fish and answering the questions together.

Optional TAKING IT TO OTHERS Activity: Quiz Questions

Have the children choose a few of the questions from the game to ask the parents/other children during TAKING IT TO OTHERS time. Help pre-readers by whispering the question in their ear and letting them ask it aloud to the parents/other children.

CASE REPLAY ACTIVITIES

Use this guide to review the Case Story and act it out for others to enjoy!

CASE REPLAY, JR: YOUNGEST CHILDREN

Description: The children will act out the story together, everyone doing the same action/sound effect at the same time. This activity is most suitable for kindergarteners.

Materials

The Case RePlay, Jr. script for younger children

Preparation

1. Read through the script and write in the blanks along the side possible actions/sound effects the children could do to act it out.

Instructions

1. Tell the children that they will be re-enacting the story together as you tell it.
2. As you read the script, lead the children in actions/sound effects to do with you.
3. If desired, you can read the script and stop at certain sentences and ask them what a good action/sound effect would be to act out what you just read.
4. Repeat the re-enactment one or two times more.

CASE REPLAY, SR: OLDER CHILDREN

Description: The children act out the story as a three-scene play. You will narrate it using the Case RePlay, Sr. script and they will act it out (no spoken words, for the most part), with each child assuming a different character's role. This activity is most suitable for first grade and up. You will review the story, then practice it a few times before performing it for others.

Materials

The Case RePlay, Sr. script
White board or other large format paper
Costumes and props

Preparation

1. Prepare for the play by choosing costumes and props for each character in the story. Decorate the area with any scenery props.
2. Write the words "Beginning," "Middle," "End" on a large piece of paper/whiteboard with plenty of space under each heading. You will use this paper to help the children think about the story as a three-scene play, as it is presented in the script.

Instructions

1. Tell the children that they will get to act out the story as a three-scene play, with a beginning, Middle and end section. Tell them that before they can act it out, they need to think it out. as you narrate it with your script.
2. Take the children's answers as they recount the story, helping them put key incidents in the right order.
3. If desired, when they have filled in their Beginning, Middle, End, read through your whole (real) script, so they hear exactly what you will have them act out.
4. Then tell the children that it's time to practice acting out the story.
5. Assign parts to each child. If you are using costumes, do NOT give them out at this point. They will be a distraction.
6. Have all the children sit on the floor or in chairs on one side of the "stage," then call the characters up in place as their part in the story comes.
7. As you read the script, guide the children in where you want them to move or do to act it out.
8. After going through the whole script once, give out any costumes and props and act out the script once or twice more.

Optional TAKING IT TO OTHERS Activity: Re-enacting the Story

Read the script as the children act out together (younger) or assuming different roles (older) as the other children or the parents watch.

CASE REPLAY, JR--YOUNGER KIDS (KINDERGARTEN) P.2

Welcome to our play! The name of our story is called: The Case of the King’s Eye.

This is an Old Testament story. It takes place back in the days of Xerxes, King of Persia, about 500 years before Jesus lived on earth.

And now we present: “The Case of the King’s Eye.”

Scene 1:

Haman hates Mordecai the Jew for not honoring him, the King’s Eye. Haman plots to have him and all the Jews killed. He casts lots to decide on which day the Jews and Mordecai should die. The thirteenth of Adar is chosen. Haman tells King Xerxes that the Jews all over the 127 provinces are not obeying his laws and should be put to death. He asks for 6 million dollars’ worth of silver to carry out this new order. The king agrees. Haman sends out couriers to have the new decree read in all 127 provinces. The people don’t understand what the Jews have done to deserve this. The Jews weep and pray. Mordecai sends word to his niece, Queen Esther, about the decree and urges her to talk to the king, her husband.

Actions:

Scene 2:

Esther writes Mordecai telling him that she can’t go to the king uninvited. She will be put to death unless he holds out his golden scepter. Mordecai tells her that it may very well have been God’s plan to make her queen just to speak to the king and spare the Jews. Esther agrees to go. All the Jews fast and pray for three days, then Esther goes to the king. He holds out his scepter and spares her life. He offers to give her whatever she wants, up to half his kingdom. She asks that he and Haman come to a banquet she has prepared. At the banquet, Xerxes asks her again what she wants. She asks that they both come back to another banquet the next night.

Scene 3

Later that night, Haman’s wife and friends encourage Haman to build 70’ high gallows to hang Mordecai upon after Mordecai again refused to bow down to honor him. The workers build the gallows all night. Haman looks forward to getting rid of Mordecai the next day. But the LORD is at work. This same night, King Xerxes can’t sleep. An attendant reads to him from the Book of Deeds and Xerxes hears about Mordecai saving him from being killed by an enemy. Xerxes asks Haman how he should reward such a man. Haman thinks the king wants to reward him and tells him to have him honored by riding the king’s horse, wearing the king’s robe and an important man shouting out the man’s praises. To his horror, the king has Haman do these things for Mordecai. That night, Haman’s wife and friends warn him that Mordecai will be his ruin. The king’s attendants interrupt them and take Haman to dine with the king and queen. At dinner, Esther begs Xerxes for the lives of her people which are endangered because of Haman’s evil plan. Xerxes has Haman hung on the gallows, Mordecai made the King’s Eye, and a new law made so the Jews could protect themselves.

Bible Truth Tie-In:

The Bible Truth we are learning is: **The LORD Is Omnipotent.** Haman thought he had unbeatable plans to destroy Mordecai and the Jews, but the LORD used His mighty powerful to defeat Haman and his plans.

CASE REPLAY, SR--OLDER KIDS (1ST GRADE AND UP) P.3

Welcome to our play! The name of our story is called: The Case of the King's Eye.

This is an Old Testament story. It takes place back in the days of Xerxes, King of Persia, about 500 years before Jesus lived on earth.

The characters in our story are: Mordecai, Haman, King Xerxes, His attendants, Haman's wife and friends, Esther, the people in the provinces and the Jews in the provinces.

And now we present: "The Case of the King's Eye."

Scene 1: (Beginning)

Haman hates Mordecai the Jew for not honoring him, the King's Eye. Haman plots to have him and all the Jews killed. He casts lots to decide on which day the Jews and Mordecai should die. The thirteenth of Adar is chosen. Haman tells King Xerxes that the Jews all over the 127 provinces are not obeying his laws and should be put to death. He asks for 6 million dollars' worth of silver to carry out this new order. The king agrees. Haman sends out couriers to have the new decree read in all 127 provinces. The people don't understand what the Jews have done to deserve this. The Jews weep and pray. Mordecai sends word to his niece, Queen Esther, about the decree and urges her to talk to the king, her husband.

Scene 2: (Middle)

Esther writes Mordecai telling him that she can't go to the king uninvited. She will be put to death unless he holds out his golden scepter. Mordecai tells her that it may very well have been God's plan to make her queen just to speak to the king and spare the Jews. Esther agrees to go. All the Jews fast and pray for three days, then Esther goes to the king. He holds out his scepter and spares her life. He offers to give her whatever she wants, up to half his kingdom. She asks that he and Haman come to a banquet she has prepared. At the banquet, Xerxes asks her again what she wants. She asks that they both come back to another banquet the next night.

Scene 3: (End)

Later that night, Haman's wife and friends encourage Haman to build 70' high gallows to hang Mordecai upon after Mordecai again refused to bow down to honor him. The workers build the gallows all night. Haman looks forward to getting rid of Mordecai the next day. But the LORD is at work. This same night, King Xerxes can't sleep. An attendant reads to him from the Book of Deeds and Xerxes hears about Mordecai saving him from being killed by an enemy. Xerxes asks Haman how he should reward such a man. Haman thinks the king wants to reward him and tells him to have him honored by riding the king's horse, wearing the king's robe and an important man shouting out the man's praises. To his horror, the king has Haman do these things for Mordecai. That night, Haman's wife and friends warn him that Mordecai will be his ruin. The king's attendants interrupt them and take Haman to dine with the king and queen. At dinner, Esther begs Xerxes for the lives of her people which are endangered because of Haman's evil plan. Xerxes has Haman hung on the gallows, Mordecai made the King's Eye, and a new law made so the Jews could protect themselves.

Bible Truth Tie-In:

The Bible Truth we are learning is: **The LORD Is Omnipotent.** Haman thought he had unbeatable plans to destroy Mordecai and the Jews, but the LORD used His mighty power to defeat Haman and his plans.

Honoring Mordecai

Description

Children will make a puppet of Mordecai on King Xerxes' horse.

Materials

Horse:

Adult-size socks the color of the horse desired

2" Styrofoam balls

3/8-inch dowels

Paper or plastic cups, 8 oz. size

Pairs of wiggly eyes

Felt: brown for mane, white for blaze down nose, pink for nostrils, felt the same color as sock for ears

Yarn: brown for bridle

Pipe cleaners

Glue stick or craft glue

Cotton balls or batting

Mordecai:

Clothespin (spring kind)

White card stock

Markers

Scissors

Preparing the Craft

1. Use Templates #1- 4 to cut out ears, mane, nostrils, and blaze.
2. Copy Template #5 onto card stock.

Making the Craft

Horse:

1. Push a cup into the toe of a yellow sock. This makes the horse's nose section.
2. Push end of dowel firmly into Styrofoam ball (may want to do this in advance for younger children).
3. Pull the sock over the ball and stick. This makes the back portion of the horse's head.
4. Glue ears, nostrils, blaze and mane in place. Glue jiggly eyes in place.
5. To make the bridle, tie a loop of yarn around the nose; tie a second loop around the forehead. Use two pipe-cleaner rings for the bit. Tie a piece of yarn to one ring and loop it over the head to the other. Lastly, tie yarn reins to the rings.
6. Stuff the sock with batting and slip over another cup, the dowel running through the Middle of the cup. This gives shape to the end of the horse.

Mordecai:

1. Color in the Mordecai for each side.
2. Clamp clothespin down on horse/dowel right above cup.
3. Glue the 2 Mordecais together at the top and then split so that one is glued to a side of the clothespin so that his "seat" is lined up with the horse's back and his legs hang down.

Making a Bible Truth Connection

Once the children have settled into their craft, use the Bible Truth- Craft Connection Sheet to lead discussion about the craft. Note that most of these questions echo the questions on the case board, providing a review of what the children learned earlier.

Optional TAKING IT TO OTHERS Activity: Craft Presentation

If you are presenting the craft to other children or parents the children can hold up their crafts (or your model craft) and read their Bible Truth Connection answers to explain the importance of the craft.

CASE CRAFT**Discussion Guide****Instructions:**

As the children are settled into making their craft, ask them these questions to help them understand the craft's significance. Use the answers provided to guide the children's answers.

Discussion Questions

1. Where did our story take place?

In Persia.

2. What did Haman use to decide when to kill the Jews? Why did he want to kill them? *Lots. He wanted to get rid of Mordecai and all his people because Mordecai refused to honor him.*

3. What happened instead? Why?

Haman was forced to honor Mordecai and wound up being hung upon the gallows he had made for Mordecai because the LORD, not lots, decides what will happen. He is all-powerful.

4. What is the Bible Truth that we are learning?

The LORD Is Omnipotent.

5. What does our craft have to do with our Bible Truth: The LORD Is Omnipotent?

Haman thought his plan against Mordecai and the Jews was unstoppable, but the LORD is omnipotent. He used Haman's evil plan against himself

6. What can this craft help us remember?

No matter how out of control things look, God is always in control.

TAKING IT TO OTHERS**Craft Presentation****Instructions:**

Have children hold up your model craft/their crafts. Choose five children (or you say) the five sections below to explain the craft's importance.

Presentation:

1. Our craft is: Honoring Mordecai.

2. In Persia, evil Haman put his trust in lots to tell him what day to kill his enemy and his people, the Jews. But instead of killing Mordecai, Haman had to honor him and was killed himself, because the LORD is omnipotent. It is He, not lots, who decides when and how things will turn out.

3. Bible Truth 7 is: The LORD Is Omnipotent.

4. Haman thought his plan against Mordecai and the Jews was unstoppable, but the LORD is omnipotent. He used Haman's evil plan against himself

5. Our craft can help us remember that no matter how out of control things look to us, God is still always in control, working out everything for the good of His people and the glory of His name.

Note: Even non-readers can participate in presenting the craft, if you will whisper what they are to say in their ear and let them say it aloud for the others to hear.


Template #1 Ears Cut 2

Figure #1 Picture of horse





Template #2 Mane Cut 1

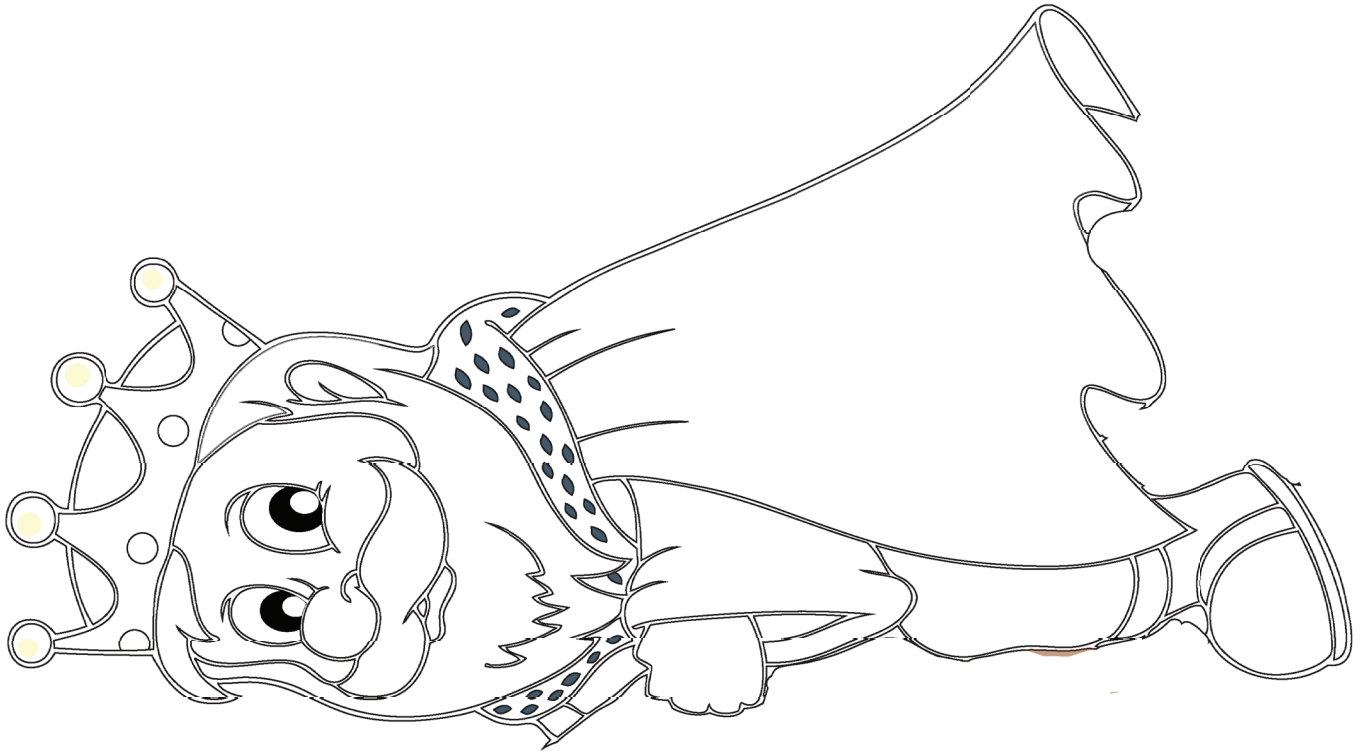
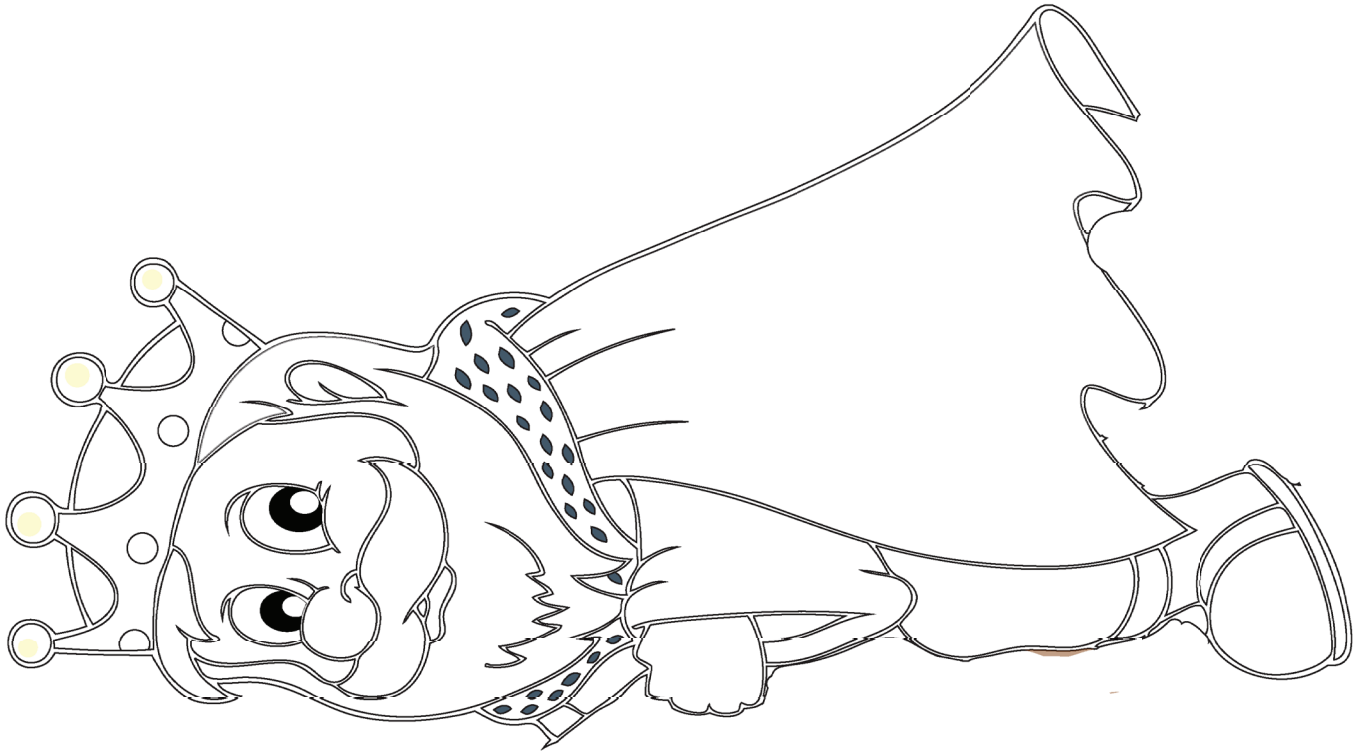
Cut along dashed lines to make fringed effect



Template #3 Blaze Cut 1



Template #4 Nostrils Cut 2





BEFORE CLASS:**1. PICK YOUR PERSON**

VIPPs can be anyone in your church! Typically, they fall into 6 categories: Church staff, Elders, Deacons/deaconesses, Special Volunteers (people who aren't paid, but spend a lot of time helping out in particular ways), Supported Workers (aka missionaries), and Church Members.

2. GATHER YOUR FACTS

Use the VIPP Information Sheet to write down the facts about your VIPP. The information on this worksheet is used in the VIPP activities, listed in the "Choose an Activity" section below.

DURING THE ACTIVITY:**1. INTRODUCE YOUR VIPP**

Introduce your VIPP to the children, using the VIPP Information Sheet. Fill in a set of VIPP Clue Cards with the information for your VIPP. If desired, you can even have the actual person come into class for the children to meet.

Need help describing what someone does for the church in a kid-friendly way? Check out the list of common VIPPs on the Praise Factory website in the PFI resources. There are lots of kid-friendly descriptions for common VIPP's, such as pastors, elders, deacons and a lot more.

2. PRAY!

Lead the children in praying for the VIPP. Ask the children if they would like to pray for one of the VIPPs prayer requests. Even non-readers can pray for the VIPP if you whisper the prayer request in the their ear, then let them say it aloud. Never force a child to pray!

3. CHOOSE AN ACTIVITY

There are two activities you can use to help the children learn about the VIPP:

VIPP Clue Cards: These are nine coloring sheets in which children fill in the nine things they learn about the VIPP from the VIPP Information Sheet. Photocopy a set of each child. Use as few or as many of these Clue Cards as you desire.

VIPP Game: This is a game that uses a set of Clue Cards for one or two VIPPs.

Choose a VIPP and fill in his/her information on the VIPP Information Sheet. Fill in a set of VIPP Clue Cards with the information for your VIPP. Tell the children about the VIPP, having them fill in the VIPP Clue Cards with the key facts as they learn them. Write any words the children need to write on a white-board or other piece of paper so they can see how to spell them. Help younger children write these words on their clue cards. Ideas for how to tell the children about many common VIPPs are listed at praisefactory.org with the resources for this Bible Truth.

Optional TAKING IT TO OTHERS Activity: Introduce and Pray for the VIPP

If you are presenting the VIPP to other children or parents you can assign children to hold up the 10 clue cards and say what each card tells about the VIPP. (Or, you can have the children hold them up as you tell what each one means.) Then lead the children in praying for the VIPP.

Game: Hit the Wall

Materials

Information Sheet for one VIPP
2 Set of Clue Cards
8 8.5" x 11" Manila Envelopes
Nerf Ball or other soft ball for indoor use

Preparing the Game

1. Fill in one set of clue sheets for the VIPP you are using.
2. Tape the other (blank) set of Clue Cards to the outside of the manila envelopes.
3. Put the filled-in clue cards in the corresponding envelope.
4. Tape the envelopes to the wall.

Playing the Game

Reveal, then Review Version:

Reveal: Tell the children about the VIPP, showing them your filled-in clue cards as you tell about them.

Review: Have the children take turns trying to hit an envelope with the ball. The teacher (or the child) tells the Clue Card category. The other children try to remember what the VIPP's answer was. Open it up and see if they got it right. If they did, the Clue Card is retired. If not, it can be added back into the Clue Cards to be aimed at.

VIPP INFORMATION SHEET

VIPP NAME:

WHAT VIPP LOOKS LIKE

Man or Woman? _____

Hair color? _____

Eye color? _____

FAVORITE ANIMAL

FAVORITE FOOD

FAVORITE FREE TIME ACTIVITY

WHAT VIPP DOES DURING WEEK

VIPP GROUP OF SERVICE:

Church Member

Deacon

Elder

Church Staff

Special Volunteer

Supported Worker
(Missionary)

3 WAYS VIPP SERVES CHURCH

3 WAYS TO PRAY FOR THE VIPP

BIBLE TRUTH 7, LESSON 2: PLANNER/OVERVIEW

GETTING STARTED: Welcome and Opening Songs (*introduce unit and get kids moving with these songs*)

Welcome to Praise Factory: PFI: Praise Factory Investigators Theme Song *PFI NIV Songs 4 CD, Track 1*

Rules to Help Us Worship God and Love Others: WoGoLOA Classroom Rules Song
PFI NIV Songs 4 CD, Track 2

Big Question Under Investigation: Big Question 4 Songs *PFI NIV Songs 4 CD, Tracks 3,4*
(*Extra Song: Inspector Graff's Rap: The ABC's of God PFI NIV Songs 4, Track 5*)

Big Question Bible Verse: 1 Kings 8:23 Song *PFI NIV Songs 4 CD, Track 6*

DIGGING DEEP DOWN: Key Concept and Story (*introduce the Bible Truth and tell the related story*)

Bible Truth 7: The LORD Is Omnipotent

Bible Truth Hymn: This Is My Father's World *PFI NIV Songs 4, Track 21*

Bible Verse: Psalm 135:5-6

Bible Verse Song: I Know that the LORD Is Great *PFI NIV Songs 4, Track 22*

Lesson 2 Story of the Saints: The Case of the Heavenly Hopeful Boy

TAKING ACTION: Response Activities (*choose from among these activities*)

Snack and Discussion Planner: French Food and Peter Stuck in the Mud

ACTS Prayer: Prayer Sheet

Bible Truth Review: Discussion Questions and Game: Storks

Bible Truth Hymn: This Is My Father's World *PFI NIV Songs 4, Track 21*
Song, Sign Language and Song Game: Big Voice, Little Voice

PFI NIV Songs 4 BOOK or ONLINE

Bible Verse Review: Psalm 135:5-6 Discussion Sheet and Game: Duck, Duck, Goose

Bible Verse Song: I Know that the LORD Is Great: Psalm 135:5-6 *PFI NIV Songs 4, Track 22*

Song, Sign Language and Song Game: Sign It, Say It, What Does It Mean? **PFI NIV Songs 4 BOOK or ONLINE**

Story Review: Discussion Questions and Game: Windssock Wall Ball

Case Replay, Jr: Drama Activity for Youngest Children (children do same story actions together)

Case Replay, Sr: Drama Activity for Most Children (children re-tell story with individual parts)

Craft: It Comes from Above

VIPP (Very Important Prayer Person) Prayer Time: Coloring Sheets (back of book); Game: Beanbag Toss In

TAKING IT HOME: Take Home Sheet for Review and Family Devotions

PFI Pronto: Bible Truth 7, Lesson 2 **PFI NIV Prontos 4 BOOK or ONLINE**

The Case of the Heavenly Hopeful Boy

Our story is called:

The Case of the Heavenly Hopeful Boy.

As you listen to the story, see if you can figure out:

1. Who was the Heavenly Hopeful Boy? What did it mean that he was heavenly hopeful?
2. Why was he so heavenly hopeful? What kinds of things did heaven provide?

This story doesn't take place in Bible times. It takes place around 1800, in France.

A young boy named Peter sat quietly by the bed of his dying father. This poor boy had lost his mother and now he was losing his father, too. With no brothers or sisters or even aunts, uncles, or grandparents to take care of him, what would happen to him? Back then, the French government didn't do much to take care of orphans (children with no mother or father) like Peter. How would this little boy get food or clothes? Who would take care of him when he was sick? Who would be with him when he was lonely or scared?

The boy's father knew his son's mind must be filled with worried questions like this, so he spent his last moments reminding his boy about God, his Heavenly Father. "Little Peter, you will soon be alone in this world and you will have to face many troubles. But remember: 'All things come from above.' This will make it easier for you to endure all the hard times," he said.

What did Peter's father mean: "All things come from above"? Peter's father was a Christian. He believed that God was omnipotent. He always took care of His people's needs and He made all things in their lives work for their good. He wanted Peter to put his trust in the Lord to take care of him. If he did, then everything could be truly trusted as coming from the good and holy God above.

Little Peter was very little. He couldn't understand everything his father told him, but he understood enough to trust the Lord to take care of him. He repeated the words "It comes from Above" over and over to himself so he wouldn't forget them.

After his father died, Little Peter began to do what he could to survive. He had a beautiful voice and would often go door-to-door or stand in the street, offering to sing in return for food or money. Each time someone

adapted from Spiritual Stories for the Young and Old, Joel Beeke, editor

gave him something, he thanked them and said, "It comes from Above," as his father had told him to remember.

When Little Peter became older, he better understood the meaning of his father's words. He began to truly believe that he could trust God to take care of his needs. He believed God's promise to use all things for his good, since he trusted in Him as his Savior.

Not only did Peter just understand the meaning of the words, but he began to see God's omnipotent power and good plan at work in all things in his life. One day, as Peter walked through a town, suddenly a clay roof tile was snatched from a nearby house by a gust of wind. The wind lifted it through the air and then down, hitting Little Peter's shoulder and knocking him down to the ground. The first words he spoke after recovering from the blow were, "It comes from Above."

The people who had gathered around Peter laughed at his words, "Why, of course it came from above. The wind brought it down upon you!"

But Peter wasn't talking about the direction from which the tile came. He was talking about Who had allowed it to happen to him. Peter had learned to trust God to take care of him. He knew that God was in control of all things and at work in all things. He only used His omnipotent power to work all that His good and holy will desired. He knew that whatever the troubles came to him— even this painful one—the Lord allowed and somehow always used them for Peter's good and His own glory. Everything could be truly trusted as coming from the good and holy God Above.

Only a few minutes later, Little Peter was to see just

Story-telling Tips

Ahead of time:

1. Read the Bible verses and story. Pray!
2. Create story cue cards on index cards (or highlight text).
3. Practice telling story dramatically, timing your presentation. Shorten, if necessary to fit your allotted time.
4. Decorate area with story props that help bring your story alive.

During your presentation:

1. Maintain as much eye contact as possible as you tell the story. Point to/use props at important points in the story. Include the kids in your story with a few questions about what they think will happen or words/concepts that might be new to them.
2. Watch the kids for signs that their attention span has been reached. Shorten, if necessary.

how true this was. Suddenly another, far bigger gust of wind swept across the rooftops causing some houses only steps down from where Peter lay to crash down onto the sidewalk and in the street.

"Truly the tile did come from Above! God even used it for my good!" Peter exclaimed. "If it hadn't knocked me down, then I would have been caught in the middle of that house when it fell down! The tile hurt me, the house could have killed me!" Peter thanked God once more for His omnipotent power used for his good.

As Peter grew up, sometimes he was hired by businessmen as a messenger boy. One day a gentleman asked him to take a letter to another town for him. "You must hurry. This letter contains very important business that must be taken care of right now! Much depends upon this letter. Take it safely! Take it fast! Make sure that it gets in the hands of the businessman in the other town," the businessman told Peter.

"I will go as fast as I can," Little Peter.

So, rather than taking the road to the other town, Little Peter took a short cut across the countryside. Past farmers working their fields, over the water ditches, Little Peter went as fast as he could go, tightly onto the important letter the whole time. Peter sped along until he went to leap one particularly wide ditch. Instead of reaching the other side, he fell into the mud. When finally he had pulled himself out and up the other side of the ditch, he was one, big, muddy mess. Worst of all, Peter had lost the letter!

"Oh, no! What will the businessman say?" Peter couldn't help but wonder. "What will happen if the letter is not delivered? Surely the man won't pay me for this job." Would Peter be without money to buy food now?

But as quick as these thoughts came to mind, so did the words of his father: "Remember: it comes from Above." Once more Peter trusted the Lord, even with this terrible situation.

Peter went straight back to the businessman and told him everything that had happened. The man was furious, especially when Peter tried to encourage him by telling him that "It comes from Above."

"How could something like this come from God, as if some good could come from it?" the man told Peter.

He chased Peter out of the room. Peter would not be hired by this man again, that was certain! But nonetheless, Peter kept trusting the Lord.

Sure enough, the next day but that very same gentleman found Little Peter and said: "Little Peter, I want to pay you well for what you did yesterday. It has turned out for the good that the letter was lost yesterday! Some things in my business changed so much from yesterday to today that I would have been ruined if that letter had been delivered. Thank you!"

Little Peter gratefully took the money and said once more to the man, "It comes from Above." And now even the man could see that it had.

Many more things like this happened in the life of Little Peter. As he grew to be a young man, Peter's trust in the Lord grew as he kept seeing the Lord's omnipotent hand at work in his life for his good. Not only that, but the Lord got great glory as more and more people watched Him work in Little Peter's life and could see how worthy He was of all Peter's trust.

One day a certain rich Englishman visited the town where Little Peter lived. He also had heard the story of this boy who trusted in God. He had come to see and meet him, himself. "Could it really be that such a young man who had lived such a hard life could really trust God to take care of him?" the rich Englishman thought to himself. "Could he really know that God was in control of all things and at work in all things for his good? 'If Little Peter is truly like this, then I would love to help him,'" he decided.

When the Englishman met Little Peter he asked him, "Little Peter, why do you think I've asked to meet you?"

Little Peter had no real idea what to answer. How could he have guessed what the Englishman had in mind? But he trusted that somehow it must be part of God's good plan, so he answered, "It comes from Above."

How pleased the Englishman was with this answer! Everything he had heard about Little Peter was true!

"I agree!" he replied. "Peter, will you come home with me to England? I want to take care of you like you were my son," he asked. Little Peter happily agreed.

So the Englishman took Peter home with him to Birmingham, England. He took care of him and paid for

him to go to school. He taught him how to be a good businessman. And what good friends the two became!

The rich Englishman grew old and died. He left a lot of his money to Little Peter, making Peter one of the richest business men in Birmingham.

But even though Peter became a very great man, he never thought of himself as Great, Important Peter--only Little Peter. Why? Because he knew that everything he had came from Above. It was always God who gave him everything he needed. It was His omnipotent power that had worked all things for his good.

Cracking the Case:

It's time to answer our Case Questions.

1. Who was the Heavenly Hopeful Boy? What did it mean that he was heavenly hopeful? Little Peter. It mean that he depended upon God to take care of his needs.

2. Why was he so heavenly hopeful? What kinds of things did heaven provide? He had no father or mother. He had learned from an early age to ask God to provide for his needs and God had always answered him. The Lord provided him with food, with a job, with help in times of trouble, and even with a new father and good life.

Something For You and Me

Our Bible Truth is:
The LORD Is Omnipotent

Our Bible Verse is: Psalm 135:5-6

"I know that the LORD is great, that our Lord is greater than all gods. The LORD does whatever pleases Him, in the heavens and on the earth, in the seas and all their depths."

How could Little Peter trust God's power to work for his good and God's glory in all things? Because Peter knew that the Lord had already taken care of his greatest need: He had sent Jesus to save him from his sins. If we turn from our sins and trust in Jesus as our own Savior, God will make us His people, too. Like Little Peter we can know that He will use His great power for our good and His glory.

Let's praise God for His omnipotent power that He always and only uses to fulfill all His good and holy will.

Let's ask Him work in our hearts that we might turn away from our sins and trust in Jesus as our own Savior. Let's ask Him help us to not complain or worry in hard times, but trust like Little Peter, that "It all comes from Above."

Close in prayer.

Closing ACTS Prayer

A God, we praise You for being Omnipotent. You make everything to work for the good of Your people.

C God, we confess that many times we don't want God to do far more than use all things in our lives for our good and His glory. We just want Him to make everything easy for us.

T God, we thank You that always do what's best, even if it's something other than what we think we want. Thank You that You go ahead and give Your people what's best and use their lives for Your glory.

S God, we ask that You would work in our hearts that we might turn away from our sins and trust in Jesus as our Savior, like Little Peter did. Help us to trust You when we go through hard things to use them for our good and Your glory.

Special Words

Orphan: A child whose mother and father have died and they have no one to take care of them.

Omnipotent: All-powerful.

For God's Glory: Something that shows how great the Lord is.

ACTS PRAYER ACTIVITY

Use this sheet to write down your ACTS Prayer

Instructions:

Use this sheet to help the children apply the Bible Truth into a prayer. You can use the ACTS provided or even better, have the kids think of their own applications. Also have the children add their personal requests to the prayer, too. Lead the children in the prayer or let them pray sections, with your help. Never force a child to pray! Non-readers can participate by you whispering a section of the prayer into their ear and allowing them to pray it aloud for the group.

ADORATION:

God, we praise You for being more powerful than anyone else. We praise You for always being able to do whatever You want to do.

God, we praise You for being.....

Add your own Adorations:

CONFESSION:

God, we confess that many times we want to rebel against You and do things our own way. We confess that many times when we're in trouble, we doubt that You really are powerful enough to help us. We need a Savior to forgive us!

God, we have sinned against You....

Add your own Confessions:

THANKSGIVING:

Thank You, God for being so powerful that You can always rescue those who turn from their sins and depend upon You. Thank You for all Your promises You give us in the Bible and for always having the power to fulfill them.

God, we thank You for...

Add your own Thanksgivings:

SUPPLICATION:

God, use Your almighty power to work in our hearts. Help us to turn away from our sins and trust in Jesus as our Savior. Help us to love You and live for You.

God, we need Your help...

Add your own Supplication:

SNEAKY SNACK

Can you figure out how this snack relates to the story?

Snack: French Food and Peter Stuck in the Mud

French bread or crescent rolls (from refrigerator section of grocery store); or, sugar-free chocolate pudding “mud” with a Teddy graham “Little Peter” and a piece of white cracker “letter” stuck in the “mud.”

This is only a suggestion. Feel free to modify. Be mindful of allergy issues among your children!

Case Tie-in: Little Peter lived in France and would have often eaten French bread. Little Peter lived each day trusting that the Lord was all-powerful and would provide for him everything he needed. Even when bad things happened and he wasn’t sure how things would work out, he kept on trusting that the Lord was in control of everything and would use everything for Peter’s good and His (God’s) glory.

SOUL FOOD

Food for thought during snack time

1. What does the snack have to do with the story?

Choose a few questions from the other activity discussion sheets to talk about during this snack time.

2.

3.

4.

5.

6.

7.

Directions: Read and discuss Bible Truth, using a FEW of the questions. Play game. Feel free to modify the game to fit your children.

The LORD Is Omnipotent

“Omnipotent” means “all” (omni) “powerful” (potens). The LORD is all powerful. There are no limits on God’s power to do what He wants to do. God uses His omnipotent power to carry out all His holy will and rule perfectly over all His creation.

In the beginning, God used His omnipotent power to create everything He wanted to create, just the way He wanted it created. By His omnipotent power, He sustains everything He’s made so that it keeps on living as He wants it to and to carry out His wonderful plans.

This doesn’t mean that we have no control over the things we do. God created all living creatures with a will. They make decisions and carry them out. This is especially true of people, to whom God has given a spirit to know Him and to know what is right and wrong. We are each responsible for our own actions. And yet at the same time, God uses His omnipotent power to work in and through all His creations so that His good plans are perfectly fulfilled.

God is all-powerful, yet there is something He will not and cannot do. He will not use His omnipotent power to do anything that is evil. He always acts according to the perfectly holy way He is.

Understanding the Bible Truth

1. What does “omnipotent” mean? *All powerful.*
2. What does He use His omnipotent power to do? *All His holy will. Create things just as He wants them created; Sustains everything so it keeps living just as He wants; and uses His power in and through all His creations so that they all fulfill His plans just as He desires.*
3. Does God’s omnipotent power mean that we have no control over what we do? Why not? *No. God created us with a will. We make our own choices and are responsible for them.*
4. Even though we have a will and make our own choices, what does God work in and through us all? *He uses His omnipotent power to bring about His good plans so that they are perfectly fulfilled.*
5. What is it that God cannot and will not do with His omnipotent power? *Anything that is against the perfectly, holy way He is. He will never use it to do anything evil.*

Story Connection Questions

1. How does the case story point to the **Bible Truth: The LORD Is Omnipotent**? How did the LORD show that He was omnipotent over Little Peter’s troubles?
He always provided for his needs (sustained him), so that he had food to eat. He allowed in Little Peter’s life only what would be for his good and His own glory, whether it was a roof tile to save him from being harmed when the houses fell over, or being rewarded for the letter he accidentally let fall in the mud when the businessman’s business changed over night. He even provided him with a wonderful new “father” to take care of him the rest of his life.
2. What was Peter trusting that God was like, when he said that all things “Come from Above?”
That the Lord would never use His omnipotent power to do anything evil or against the perfectly holy way He is. He could trust the Lord was working out His good plan in everything.

Bible Verse Connection Question

1. What does our Bible Truth have to do with our Bible Verse: **Psalms 135:5-6**: “I know that the LORD is great, that our Lord is greater than all gods. The LORD does whatever pleases Him, in the heavens and on the earth, in the seas and all their depths.”?
Omnipotent means all powerful. The LORD is all powerful. He is greater than all gods. He is all powerful over all His creation. That is why in the heavens, the earth, and the seas, He will always do whatever pleases Him.

Life Application Questions

1. Why is it frightening to people who rebel against the LORD that He does whatever pleases Him? *They are choosing to rebel against Him, but one day He will finally use His power to judge and punish them justly if they do not confess their sins and turn for forgiveness through Jesus.*
2. Why is it encouraging to God's people that the LORD does whatever pleases Him? *They know that it doesn't matter how terrible their problems, the LORD is always working in the to do good for them and bring glory to His name. They know that He is always able to deliver them.*
3. How can we become God's people? *By turning away from our sins and trusting in Jesus as our Savior.*

ACTS Questions

1. What is something we can praise God for because of this Bible Truth?
Praise God for being more powerful than anyone else and always being able to do what He wants to do.
2. What are sins we can confess to God because of this Bible Truth?
Confess that many times we want to rebel against His ways, His power and do things our own way. Confess that many times when we're in trouble, we doubt that God is really powerful enough to help us. We need a Savior!!
3. What is something we can thank God for because of this Bible Truth?
Thank God for being so powerful that He can always rescue His people and always keep all His promises to them.
4. What is something we can ask God for because of this Bible Truth?
We can ask God to work in our hearts that we would want to turn away from disobeying Him and trust in this wonderful Jesus as our own Savior. Work in our hearts so that we are people who trust Him and His great power to do good and bring glory to His name, in everything that happens to us.

The Gospel

1. God has shown His great power to do good to His people and bring glory to His name through Jesus. What is the gospel?
God is the good Creator and King of the world. He made people to worship Him and live by His good laws. But we are all sinners who've rebelled against Him. We all deserve death--God's just, eternal punishment for our sins. How terrible! But God has good news for us. In His great mercy, God sent His Son, Jesus to earth as a man to save sinners. He lived the perfect life that pleases God. (He's the only one who's ever done that!) He offered it up to God His Father as the perfect sacrifice for sins when He suffered and died on the cross. Then, on the third day, Jesus rose from the dead in victory. He had fully paid for the sins of God's people, so they wouldn't have to! Now all who turn away from their sins and trust in Jesus as their Savior will receive forgiveness of sins and eternal life with God. They will be His very own special people who will know Him and enjoy Him forever. We can be God's people, too, if we turn from our sins and trust in Jesus as our own Savior.

Game: Storks

Materials

Three large, but soft balls

Tape

Bible Truth Questions

Preparing the Game

1. Choose 20+ questions for your game from the Bible Truth Discussion Questions, or make up your own.
2. Write the Bible Truth questions on small thin strips of paper (or make a photocopy of the Bible Truth Discussion Questions and Simply cut them into strips) and put them in the bag/bowl.

Playing the Game

Divide the children into two teams, each on opposite sides of the room, facing each other. One team is "The Hunters". The other team is "The Storks." The hunters have three balls and they are to stand about twenty feet away from the storks, who are lined up, similarly to ten bowling pins. Storks are to balance on one leg without leaning on anything. They can switch from leg to leg, but must not stand on both at the same time. Read a question to the hunters. If they get it right, then one of the hunters gets three chances (3 balls) to roll the ball at the storks FAIRLY GENTLY and try to get them to put their other foot down. The Hunters score as many points as storks who lost their balance and put their foot down. Sides get switched when all the Hunters have had a turn: or, when they have been stumped by a question.

Game continues as number of questions, time, and attention span allow.

Non-competitive Option

Set a target number of points for the whole group. Challenge the children to see how many turns it takes score the target number of points. Once the target has been reached, start the game over and see how many turns it takes to reach the target the second time.

Optional TAKING IT TO OTHERS Activity: Quiz Questions

Have the children choose a few of the questions from the game to ask the parents/other children during TAKING IT TO OTHERS time. Help pre-readers by whispering the question in their ear and letting them ask it aloud to the parents/other children. Make sure you read the Bible verse aloud before you ask your questions.

Directions:

1. Write words to song in large print before class.
2. Play the song for the children, helping them follow along on the song sheet.
3. Discuss the song, using a few questions from the discussion sheet. *Don't use them all!*
4. Introduce sign language for key words of your choice from sign language sheet for your song. Use as few or as many as you think the children can learn.
5. Sing and sign the song. Sign language as well as large format lyrics and sheet music are found in the PFI Unit Songbook or online.
6. If desired, play the Song Game.

Optional TAKING IT TO OTHERS Activity: Presenting and Singing the Song

1. Sing and sign the song, encouraging the watching children/parents to join in.
2. Ask the class some of the questions listed below. The Bible Truth Connection Question is particularly good to help them understand how the song ties in with the Bible Truth.

This Is My Father's World

Verse 3

This is my Father's world,
O let me ne'er forget,
That though the wrong
Seems oft so strong,
God is the Ruler yet.
This is my Father's world.
The battle is not done.
Jesus who died shall be satisfied,

Listen to it on PFI NIV Songs 4, Track 2'

Understanding the Song

1. Who can call the Lord his/her Father?
All who confess their sins to Him and trust in Him for forgiveness through Jesus' death on the cross.
2. What belongs to "my Father"? *The world.*
3. What does it mean that "wrong seem oft so strong" in this world? *There are many bad and painful things that happen. When we look just at them, it can seem like they are stronger than God and His plan.*
4. Even though wrong seems often so strong, what should believers remember?
That God is the Ruler of the world still.
5. What battle isn't done yet? *The Lord's battle over all that is evil in this world.*
6. What does it mean that Jesus shall be satisfied? *Jesus died for the sins of all who would ever turn and trust in Him for forgiveness. He rose again and then ascended into heaven as the conqueror over sin and death for His people. For now, until all of God's plan on earth is complete and all His people from every nation and people have come to Him in faith, the battle against sin and death will continue. But one day, when all of God's plan for this earth is finished, the Lord Jesus will come back, bring an end to of sin, death and Satan in a final and everlasting victory. Then all that He had planned to accomplish with His death, will be completed, satisfied.*
7. What does it mean for heaven and earth to be one? *God's will is perfectly done here on earth as it is in heaven. This will happen when Jesus is satisfied, when there is the final end to sin and death.*

Bible Truth Connection Question

1. How does this song relate to our Bible Truth: **The LORD Is Omnipotent?**
This world does belong to God, because in His omnipotence He created it all, just as He desired; and He sustains it and all the creations in it by His omnipotent power. While sin and death are still allowed for now, one day, He will accomplish all He has planned for this world and will bring an end all that is evil. He will win the battle once and for all, at just the perfect time He has planned.

Story Connection

1. How does this song relate to today's story? *Little Peter's father warned him that there would be many hard things he would have to suffer after he died, but to remember that the Lord was always ruler over the world and everything that happened to him. He could always trust in Him. Little Peter remembered and lived by this his whole life. Whether it was a falling tile, a lost letter, or anything else, he learned to see it as coming from the Lord, above and trust in His good plan.*

Bible Verse Connection Question

1. What does this hymn have to do with our Bible Verse: **Bible Verse: Psalm 135:5-6:** "I know that the LORD is great, that our Lord is greater than all gods. The LORD does whatever pleases Him, in the heavens and on the earth, in the seas and all their depths?"

This is God's world. He made it and sustains it. He makes sure that His plans for it will succeed. Why is this so? Because God is omnipotent—all powerful. He is able to do all that He, in His perfect good and wise plan, has decided.

Life Application Questions

1. How can God's people be affected by the message of this song?

They can praise God for being omnipotent. They can ask Him to help them trust that no matter how big the problems they are in, how evil are plans that are made against them, that the Lord will finally win the battle. He will use His omnipotence to care for His people and bring Him glory.

2. How can we become God's people? *By turning away from our sins and trusting in Jesus as our Savior.*

ACTS Questions

1. What is something we can praise God for from this hymn?

Praise God for being the Ruler of this world who will overcome all evil.

2. What are sins we can confess to God from this hymn?

Confess that many times we, like all people, do evil that God will one day finally punish and get rid of. We deserve God's punishment! We need a Savior!

3. What is something we can thank God for from this hymn?

We can thank God that He has beaten death through Jesus, for all who turn away from disobeying Him and trust in Jesus as their own Savior. We can thank Him for His promise to do away with sin and evil forever one day.

4. What is something we can ask God for from this hymn?

That God would work in our hearts that we might turn from our sins and trust Jesus as our Savior. That we might be not be discouraged by the evil in the world and the sin in our hearts, but remember that He saves all those who trust in Him and that one day all evil will be gone for good.

Gospel Question

1. God is the Ruler of this world who will one day will punish and do away with all evil and sin. What hope is there for sinners like you and me? What is the gospel?

God is the good Creator and King of the world. He made people to worship Him and live by His good laws. But we are all sinners who've rebelled against Him. We all deserve death--God's just, eternal punishment for our sins. How terrible! But God has good news for us. In His great mercy, God sent His Son, Jesus to earth as a man to save sinners. He lived the perfect life that pleases God. (He's the only one who's ever done that!) He offered it up to God His Father as the perfect sacrifice for sins when He suffered and died on the cross. Then, on the third day, Jesus rose from the dead in victory. He had fully paid for the sins of God's people, so they wouldn't have to! Now all who turn away from their sins and trust in Jesus as their Savior will receive forgiveness of sins and eternal life with God. They will be His very own special people who will know Him and enjoy Him forever. We can be God's people, too, if we turn from our sins and trust in Jesus as our own Savior.

Song Game: Big Voice, Little Voice

Materials

Sign Language Signs and Song

White board and marker

Eraser

Preparing the Game

1. Write the words to the song on a white board.

Playing the Game

1. After children have learned the song and signs well, then tell the children that you are going to leave out words from the song (that you've learned signs for) and just do the sign in its place.

2. Have the children help you choose a word to take out. Erase the word from the board. Review the sign the for erased word.

3. Sing the song, trying to remember to NOT sing the word and do only the sign.

4. Continue to take out words until all of the words (with signs) have been taken out.

Game continues as number of questions, time, and attention span allow.

choose a FEW questions for discussion, then choose the game and/or music activity

Meditation Version: Psalm 135:5-6

"I know that the LORD is great, that our Lord is greater than all gods. The LORD does whatever pleases Him, in the heavens and on the earth, in the seas and all their depths."

Alternate Memory Version: Psalm 135:5,6

"I know that the LORD is great, that our Lord is greater than all gods. The LORD does whatever pleases Him."

Understanding the Bible Verse

1. Who is the LORD greater than? *All gods.*
2. What does the LORD do? *Whatever pleases Him.*
3. What will it never please the LORD to do?

Anything that is against His perfectly holy, good will and self. The LORD may transform the evil schemes of men and Satan to bring about His good will, but He never use His power to do evil.

4. Where does the LORD do whatever pleases Him? *In the heavens and on the earth, in the seas and all their depths.*
5. How does the LORD use His omnipotent power in the world? *He uses it to create all things; to sustain all things; to work in all things to bring about His good and holy plan.*

Bible Truth Connection Question

1. What does this verse have to do with the **Bible Truth: The LORD Is Omnipotent?**

Omnipotent means all powerful. The LORD is all powerful. He is greater than all gods. He is all powerful over all His creation. That is why in the heavens, the earth, and the seas, He will always do whatever pleases Him.

Story Connection Questions

1. What does this verse have to do with our story? *From even the time Little Peter was just a boy, he trusted that everything that happened to him was always part of the Lord's good plan for him. He could believe this because he knew that the Lord was Omnipotent—He did whatever pleased Him, in the heavens, on the earth, in the seas and all their depths. Nothing could limit His power to do His good and holy will.*

Life Application Questions

1. Why is it frightening to people who rebel against the LORD that He does whatever pleases Him?
They are choosing to rebel against Him, but one day He will finally use His power to judge and punish them justly if they do not confess their sins and turn to Him for forgiveness through Jesus.
2. Why is it encouraging to God's people that the LORD does whatever pleases Him?
They know that it doesn't matter how terrible their problems, the LORD is always working in the to do good for them and bring glory to His name. They know that He is always able to deliver them.
3. How can we become God's people? *By turning away from our sins and trusting in Jesus as our Savior.*

ACTS Questions

1. What is something we can praise God for from this Bible verse?
Praise God for being so great that He does whatever pleases Him.
2. What is something we can confess to God from this Bible verse?
That even though we know that the LORD does whatever pleases Him—all His good and perfect plans—that we have all chosen to disobey Him and His good ways. We deserve His punishment! We need a Savior!
3. What is something we can thank God for from this Bible Verse?
We can thank God for being pleased to send Jesus to save His people from their sins! And not just being pleased to do it, but doing it perfectly and completely—even defeating death itself!
4. What is something we can ask God for from this Bible Verse?
We can ask God to work in our hearts that we would want to turn away from disobeying Him and trust in this wonderful Jesus as our own Savior. We can ask Him to work in our hearts and do in our lives whatever pleases Him, according to His great power and perfect plans.

Gospel Question

1. What is the greatest show of God's power on behalf of His sinful people, that God has pleased to do? What is the gospel?

God is the good Creator and King of the world. He made people to worship Him and live by His good laws. But we are all sinners who've rebelled against Him. We all deserve death--God's just, eternal punishment for our sins. How terrible! But God has good news for us. In His great mercy, God sent His Son, Jesus to earth as a man to save sinners. He lived the perfect life that pleases God. (He's the only one who's ever done that!) He offered it up to God His Father as the perfect sacrifice for sins when He suffered and died on the cross. Then, on the third day, Jesus rose from the dead in victory. He had fully paid for the sins of God's people, so they wouldn't have to! Now all who turn away from their sins and trust in Jesus as their Savior will receive forgiveness of sins and eternal life with God. They will be His very own special people who will know Him and enjoy Him forever. We can be God's people, too, if we turn from our sins and trust in Jesus as our own Savior.

Game: Duck, Duck, Goose

Materials

Bible verse written up in large print so that all can see

Preparing the Game

None.

Learning the Verse

Some or all of your children may be non- or early readers. Teach the verse in sections, having them say it after you. Repeat a few times. Add clapping or other movement as they say it.

Directions

1. If desired, lead the children in a discussion of a **FEW** of the most important questions before beginning game.
2. Explain the game to them as follows:
Have the children sit in a circle, cross-legged on the floor. Choose a child to be "it". "It" will walk around behind the seated children, tapping each one on the head, the whole group recites the verse, saying one word for each head tap. The child whose head is the last one to be tapped must get up and chase "It", hoping to tag "It" before "It" can get around the circle and sit down in the open spot in the circle. If the child does tag "It" then he may take his place in the circle. If not, then the new child is "It." Repeat as frequently as desired.

Game continues until all children are out; or, as time and attention span allow.

Optional TAKING IT TO OTHERS Activity: Quiz Questions

Have the children choose a few of the questions from the game to ask the parents/other children during TAKING IT TO OTHERS time. Help pre-readers by whispering the question in their ear and letting them ask it aloud to the parents/other children. Make sure you read the Bible verse aloud before you ask your questions.

Directions:

1. Write words to song in large print before class.
2. Play the song for the children, helping them follow along on the song sheet.
3. Discuss the song, using a few questions from the discussion sheet. *Don't use them all!*
4. Introduce sign language for key words of your choice from sign language sheet for your song. Use as few or as many as you think the children can learn.
5. Sing and sign the song. Sign language as well as large format lyrics and sheet music are found in the PFI Unit Songbook or online.
6. If desired, play the Song Game.

Optional TAKING IT TO OTHERS Activity: Presenting and Singing the Song

1. Sing and sign the song, encouraging the watching children/parents to join in.
2. Ask the class some of the questions listed below. The Bible Truth Connection Question is particularly good to help them understand how the song ties in with the Bible Truth.

I Know that the LORD Is Great

I know that the LORD is great,
That our Lord is greater than all gods.
The LORD does whatever pleases him.
In the heavens and on the earth,
In the seas and all their depths,
In the heavens and on the earth,
In the seas and all their depths.
The LORD does whatever pleases Him.
Psalm One-thirty-five, five and six.

Listen to it on PFI NIV Songs 4, Track 21

Song Game: Sign It, Say It, What Does It Mean?

Materials

Sign Language signs used in song, particularly choose words with important meanings you want the children to learn, such as "grace", "redeem", etc.

Bag or bowl

Preparing the Game

1. Cut out signs and put in bowl.

Playing the Game

1. Practice the song and signs until the children know them well. Then put all the signs we've learned in this bag/bowl and mix them up.
2. Ask one of the children to choose a sign, but not show it to anyone...but you, if they need some help.
3. Ask the child to do the sign for the rest of the children and see if the other children can guess which one it is. Do the sign with the child, if desired.
4. When the children guess the sign, ask them the meaning of the word. If no one guesses the sign, put it back in the bowl to be picked again.
5. Choose another child to pick a new sign from the bag and continue.

NOTE: You might want to sing the song after you do each word or couple of words.

Game continues as number of questions, time, and attention span allow.

STORY REVIEW

Directions: Read and discuss Bible Truth, using a FEW of the questions. Play game. Feel free to modify the game to fit your children.

General Story Questions

1. What did Little Peter's father tell him as he was dying? *That he would have many troubles, but to remember that everything comes from Above—the good hand of the Omnipotent Lord.*
2. Why would Little Peter have so many troubles when his father died?
Because everyone else in his family had died, too, leaving Little Peter all alone to take care of himself.
3. What did Little Peter do at first to take care of himself? *Sing in the streets and at people's houses for money or food.*
4. What did Little Peter say each time someone gave him something? *"It comes from Above."*
5. What does "It comes from Above" mean?
That the Omnipotent Lord was in control over everything in his life. As Peter trusted in Him, he could be sure that the Lord would be at work in everything that happened to him, for Peter's good and His own glory.
6. What happened to Peter in the windstorm that encouraged him that the Lord was even at work in the troubles he faced?
The tile that hit him and knocked him to the ground was used by the Lord to protect Peter from being crushed when the wind blew over the houses.
7. How did Peter react when he lost the businessman's letter in the ditch in the mud?
He trusted that the Lord would use it for his good and His own glory somehow. He also did not hide what happened from the businessman, but went straight to him and took responsibility for what happened.
8. What happened to the businessman that showed him that Little Peter was right to trust that the Lord had allowed the letter to be lost for a good reason? *A change in business meant it was actually very good that the letter was lost.*
9. How did the Lord use Little Peter's trust in His goodness in everything that happened to him?
People from the town and from other places began to hear about Little Peter and hear stories of how faithful the Lord had been to him, even in all his troubles.
10. How did the Englishman hear about Little Peter?
Stories that people told about Little Peter and how he trusted God's omnipotent, good hand in everything in his life.
11. What did the Englishman say he believed like Little Peter did?
That everything comes from Above, the Omnipotent, good hand of the Lord.
12. What did the Englishman offer to do for Little Peter? *Have him live w/ him and take care of him.*
13. What happened to Little Peter when he went to England? *He learned how to read, he became like a son to the Englishman, he became a great businessman, he inherited much money from the Englishman when he died.*
14. Why do you think Little Peter never became prideful after he became so rich and successful?
He never forgot that everything came from Above—from the Lord.

Bible Truth Connection Questions

1. What does this story have to do with our **Bible Truth: The LORD Is Omnipotent?** How did the LORD show that He was omnipotent over Little Peter's troubles?
He always provided for his needs (sustained him), so that he had food to eat. He allowed in Little Peter's life only what would be for his good and His own glory, whether it was a roof tile to save him from being harmed when the houses fell over, or being rewarded for the letter he accidentally let fall in the mud when the businessman's business changed over night. He even provided him with a wonderful new "father" to take care of him the rest of his life.
2. What was Peter trusting that God was like, when he said that all things "Come from Above?"
That the LORD would never use His omnipotent power to do anything evil or against the perfectly holy way He is. He could trust the LORD was working out His good plan in everything.

Bible Verse Connection Question

1. What does the story have to do with our **Bible Verse: Psalm 135:5-6:** "I know that the LORD is great, that our Lord is greater than all gods. The LORD does whatever pleases Him, in the heavens and on the earth, in the seas and all their depths." ?
Peter believed that the LORD does whatever pleases Him. He believed all the things that happened to him were part of God's good plan for him. Even things that were bad or difficult, Peter believed that the LORD could and would use them for his own good and God's own glory. That is why he thanked God for them all as things that came "from Above." Each time God showed Himself faithful to Peter and this made Peter praise God even more.

Life Application Questions

1. What is a difficulty people like you and me face that it will help to remember that "It comes from Above?"

Answers will vary. You may actually want to add these to ACTS time.

2. When is it especially helpful for God's people to think about the Lord being omnipotent?

When they or someone they love are facing problems that seem so very hard, they can remember that the Lord is completely able to work all of His good and holy will. He is able to rescue them, He is able to take care of them. They don't ever have to worry or be afraid.

3. How can we become God's people? *By turning away from our sins and trusting in Jesus as our Savior.*

ACTS Questions

1. What is something we can praise God for being that we learned in our story?

Praise God for His omnipotent power that He always and only uses to fulfill all His good and holy will.

2. What is something we can confess as sin that we learned in our story?

Confess that many times we do not want God's good and holy will. We want to do things our own way. We like things to always be easy and just the way we want them to be. We deserve God's punishment. We need a Savior!

3. What is something we can thank God for that we learned in our story?

We can thank God for everything that comes from Above, even this past week.

4. What is something we can ask God for that we learned in our story?

We can ask God to work in our hearts, helping us to turn away from our sins and trust Jesus as our own Savior, like Little Peter did. We can ask Him to help us to not complain or worry in hard times, but trust like Little Peter, that "It all comes from Above."

The Gospel

1. What is the good news of Jesus that Little Peter heard and believed? What is the gospel?

God is the good Creator and King of the world. He made people to worship Him and live by His good laws. But we are all sinners who've rebelled against Him. We all deserve death--God's just, eternal punishment for our sins. How terrible! But God has good news for us. In His great mercy, God sent His Son, Jesus to earth as a man to save sinners. He lived the perfect life that pleases God. (He's the only one who's ever done that!) He offered it up to God His Father as the perfect sacrifice for sins when He suffered and died on the cross. Then, on the third day, Jesus rose from the dead in victory. He had fully paid for the sins of God's people, so they wouldn't have to! Now all who turn away from their sins and trust in Jesus as their Savior will receive forgiveness of sins and eternal life with God. They will be His very own special people who will know Him and enjoy Him forever. We can be God's people, too, if we turn from our sins and trust in Jesus as our own Savior.

Game: Windsock Wall Ball

Materials

Small ball such as a tennis ball, Nerf or foam ball
 The bottom half of a pantyhose leg
 16 sheets of variously colored construction paper
 Paper and marker
 Masking Tape
 Story Review Questions or other story review questions

Preparing the Game

1. Choose 20+ questions for your game from the Story Review Discussion Questions, or make up your own.
2. Make a windsock ball by placing the ball in the pantyhose leg and tying a knot right above the ball.
3. Choose three different point values for questions and write each value on three sheets of the construction paper. On the last four sheets draw a question mark shape. Tape these sheets of paper to the wall (or on the floor, if no wall is available) in the shape of a square, mixing up all of the point values. Make a shooting line with the masking tape.

Playing the Game

Divide the children into two teams and have them line up at the throw line. Ask a child from Team A to come up to the throw line. Hand him the windsock ball and let him throw it at the point cards on the wall. If he hits a point value, then the leader reads a Story Review question to his team. If they answer it correctly, they get the points. If not, then Team B can get the points for a correct answer. If he hits a star instead of a point value, then Team B gets to think up a question to ask Team A. If Team A gets it right, then they get double the highest point value on the board. If Team B stumps them—and can answer the question, themselves—then THEY get the double point value.

Play then resumes as the first player for Team B throws the windsock ball. Read him one of the statements and ask him to give his answer: true, false, not in the story by throwing the ball into the basket with the right answer card on it. If correct, then he scores 2 points for his team. If incorrect or accidentally goes into the wrong basket, the statement is read to the first person in line for the other team. If he tosses the ball into the right basket, then he scores one point for his team.

Play continues until everyone gets a chance to toss the windsock ball, as Story Review questions last; or, as time and attention span allow.

Non-competitive Option

Don't split into teams. Have the children take turns throwing the ball and answering the questions together. Tally up the points as a group number.

Optional TAKING IT TO OTHERS Activity: Quiz Questions

Have the children choose a few of the questions from the game to ask the parents/other children during TAKING IT TO OTHERS time. Help pre-readers by whispering the question in their ear and letting them ask it aloud to the parents/other children.

CASE REPLAY ACTIVITIES

Use this guide to review the Case Story and act it out for others to enjoy!

CASE REPLAY, JR: YOUNGEST CHILDREN

Description: The children will act out the story together, everyone doing the same action/sound effect at the same time. This activity is most suitable for kindergarteners.

Materials

The Case RePlay, Jr. script for younger children

Preparation

1. Read through the script and write in the blanks along the side possible actions/sound effects the children could do to act it out.

Instructions

1. Tell the children that they will be re-enacting the story together as you tell it.
2. As you read the script, lead the children in actions/sound effects to do with you.
3. If desired, you can read the script and stop at certain sentences and ask them what a good action/sound effect would be to act out what you just read.
4. Repeat the re-enactment one or two times more.

CASE REPLAY, SR: OLDER CHILDREN

Description: The children act out the story as a three-scene play. You will narrate it using the Case RePlay, Sr. script and they will act it out (no spoken words, for the most part), with each child assuming a different character's role. This activity is most suitable for first grade and up. You will review the story, then practice it a few times before performing it for others.

Materials

The Case RePlay, Sr. script
White board or other large format paper
Costumes and props

Preparation

1. Prepare for the play by choosing costumes and props for each character in the story. Decorate the area with any scenery props.
2. Write the words "Beginning," "Middle," "End" on a large piece of paper/whiteboard with plenty of space under each heading. You will use this paper to help the children think about the story as a three-scene play, as it is presented in the script.

Instructions

1. Tell the children that they will get to act out the story as a three-scene play, with a beginning, Middle and end section. Tell them that before they can act it out, they need to think it out. as you narrate it with your script.
2. Take the children's answers as they recount the story, helping them put key incidents in the right order.
3. If desired, when they have filled in their Beginning, Middle, End, read through your whole (real) script, so they hear exactly what you will have them act out.
4. Then tell the children that it's time to practice acting out the story.
5. Assign parts to each child. If you are using costumes, do NOT give them out at this point. They will be a distraction.
6. Have all the children sit on the floor or in chairs on one side of the "stage," then call the characters up in place as their part in the story comes.
7. As you read the script, guide the children in where you want them to move or do to act it out.
8. After going through the whole script once, give out any costumes and props and act out the script once or twice more.

Optional TAKING IT TO OTHERS Activity: Re-enacting the Story

Read the script as the children act out together (younger) or assuming different roles (older) as the other children or the parents watch.

CASE REPLAY, JR--YOUNGER KIDS (KINDERGARTEN) P.2

Welcome to our play! The name of our story is called: The Case of the Heavenly Hopeful Boy.

Our story takes place around 1800, in France.

And now we present: "The Case of the Heavenly Hopeful Boy."

Scene 1:

Little Peter sits at his father's side as he is dying. The rest of Little Peter's family have already died and he will be left alone when his father dies. His father tells his son that he will have many troubles, but to always remember "It Comes from Above"—the Lord is in control over everything that happens to him. He can trust in the Lord to help him. Little Peter does not really understand his father's words, but keeps repeating them with everything that happens to him. He gets enough food to live on by singing for people in the streets or at their door. God takes care of his needs.

Actions:

Scene 2:

As Little Peter grows up, he begins to understand what it really means that everything Comes from Above. He begins to trust deeply in God's good, omnipotent control over what happens to him, good or bad. He knows that it is always pray of God's good plan. Walking down a street on a windy day, a roof tile strikes his shoulder and knocks him to the ground. Little Peter says, "It Comes from Above," meaning that even it was part of God's good plan. The people around him don't understand and laugh that of course the tile came from above. Only moments later a stronger gust of wind knocks down some houses near where Little Peter was. He realizes that he would have been seriously injured in that crash, if the tile hadn't hit him down to the ground. It shows Peter God's omnipotent goodness in even the tile falling on him. When he grows older, Peter is hired by a businessman to rush a letter from his town to another. Peter crosses the fields as a short cut, only to fall into one of the muddy ditches and lose the letter. The man is furious with Little Peter, especially when he tried to tell the man that the Lord had allowed this for some good reason—It came from above. The man fires Peter and sends him away. Yet the next day the man comes to Little Peter's hut to give him money and to tell him that it was best for his business that the letter was lost. Peter sees again the Lord is in control over every situation.

Scene 3

Many people hear about Little Peter and his trust in the Lord, including a rich, Christian Englishman. He meets Little Peter and invites him to come home to England with him so he could take care of him. Little Peter is surprised and praises God saying, "It comes from Above," The Englishman treats Little Peter as his own son. He pays for him to get an education, he works in business and becomes one of the most famous businessmen in Birmingham. The Englishman dies and leaves Little Peter lots of money. Even still, Little Peter never becomes proud. He always remembers that everything he has comes from Above.

Bible Truth Tie-In:

The Bible Truth we are learning is: **The LORD Is Omnipotent.** Little Peter lived each day trusting that everything that happened to him came as part of the good plan of the Omnipotent LORD above.

CASE REPLAY, SR--OLDER KIDS (1ST GRADE AND UP) P.3

Welcome to our play! The name of our story is called: The Case of the Heavenly Hopeful Boy.

Our story takes place around 1800, in France.

The characters in our story are: Peter and his father, townspeople, businessman, and a rich, Englishman.

And now we present: "The Case of the Heavenly Hopeful Boy."

Scene 1: (Beginning)

Little Peter sits at his father's side as he is dying. The rest of Little Peter's family have already died and he will be left alone when his father dies. His father tells his son that he will have many troubles, but to always remember "It Comes from Above"—the Lord is in control over everything that happens to him. He can trust in the Lord to help him. Little Peter does not really understand his father's words, but keeps repeating them with everything that happens to him. He gets enough food to live on by singing for people in the streets or at their door. God takes care of his needs.

Scene 2: (Middle)

As Little Peter grows up, he begins to understand what it really means that everything Comes from Above. He begins to trust deeply in God's good, omnipotent control over what happens to him, good or bad. He knows that it is always pray of God's good plan. Walking down a street on a windy day, a roof tile strikes his shoulder and knocks him to the ground. Little Peter says, "It Comes from Above," meaning that even it was part of God's good plan. The people around him don't understand and laugh that of course the tile came from above. Only moments later a stronger gust of wind knocks down some houses near where Little Peter was. He realizes that he would have been seriously injured in that crash, if the tile hadn't hit him down to the ground. It shows Peter God's omnipotent goodness in even the tile falling on him. When he grows older, Peter is hired by a businessman to rush a letter from his town to another. Peter crosses the fields as a short cut, only to fall into one of the muddy ditches and lose the letter. The man is furious with Little Peter, especially when he tried to tell the man that the Lord had allowed this for some good reason—It came from above. The man fires Peter and sends him away. Yet the next day the man comes to Little Peter's hut to give him money and to tell him that it was best for his business that the letter was lost. Peter sees again the Lord is in control over every situation.

Scene 3: (End)

Many people hear about Little Peter and his trust in the Lord, including a rich, Christian Englishman. He meets Little Peter and invites him to come home to England with him so he could take care of him. Little Peter is surprised and praises God saying, "It comes from Above," The Englishman treats Little Peter as his own son. He pays for him to get an education, he works in business and becomes one of the most famous businessmen in Birmingham. The Englishman dies and leaves Little Peter lots of money. Even still, Little Peter never becomes proud. He always remembers that everything he has comes from Above.

Bible Truth Tie-In:

The Bible Truth we are learning is: **The LORD Is Omnipotent.** Little Peter lived each day trusting that everything that happened to him came as part of the good plan of the Omnipotent LORD above.

It Comes From Above

Description

Children will make a mosaic picture of Little Peter's saying, "It Comes from Above."

Materials

Construction paper of different colors OR scraps of wrapping paper with interesting designs

Optional:

Sequins

Glue

White paper or card stock

Markers or Crayons

Preparing the Craft

1. Cut the construction or wrapping paper into tiny squares, $\frac{1}{4}$ " to $\frac{1}{2}$ " (Smaller squares for older children, larger squares for younger children.)
2. If using sequins, too. Set them out.
3. Copy Template #1 onto paper, one per child.

Making the Craft

1. Show the sample of the craft you have made.
2. Have children color in the frame with markers/crayons.
3. Then, glue the paper and/or sequins around the words inside the frame to make the mosaic.

Optional **TAKING IT TO OTHERS** Activity: Craft Presentation

If you are presenting the craft to other children or parents the children can hold up their crafts (or your model craft) and read their Bible Truth Connection answers to explain the importance of the craft.

CASE CRAFT**Discussion Guide****Instructions:**

As the children are settled into making their craft, ask them these questions to help them understand the craft's significance. Use the answers provided to guide the children's answers.

Discussion Questions

1. Where did Little Peter live?

France.

2. What happened to his father? What did his father tell him to always remember? His father died, leaving Little Peter all alone. He told Little Peter to always remember "It Comes from Above."

3. What did Little Peter come to fully understand about what his father taught him?

He could always trust in God's omnipotent power to use all things for his own good and God's own glory.-even the worst things.

4. What is Bible Truth that we are learning?

The LORD Is Omnipotent.

5. What does our craft have to do with our Bible Truth: The LORD Is Omnipotent?

Little Peter believed God was omnipotent and loved him. He trusted that even things that seemed bad, the LORD in His omnipotent power had allowed for a good purpose.

6. What can our craft help us remember?

God's people can always trust that whatever happens to them "Comes from above," because God loves them and is all powerful.

TAKING IT TO OTHERS**Craft Presentation****Instructions:**

Have children hold up your model craft/their crafts. Choose five children (or you say) the five sections below to explain the craft's importance.

Presentation:

1. Our craft is: It Comes from Above.

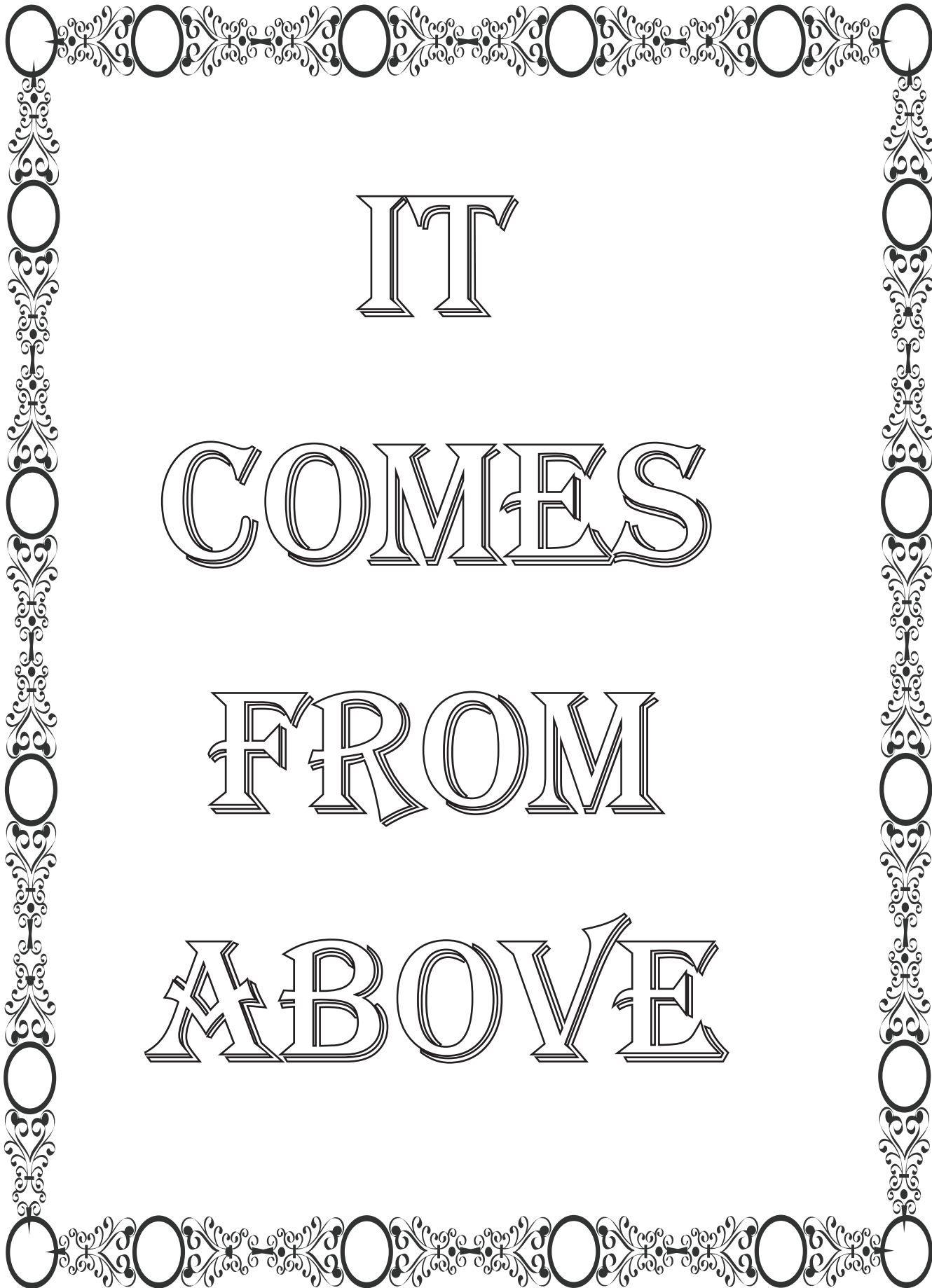
2. In France, Little Peter always said, "It Comes from Above" no matter what happened to him, because he had faith that all things would always turn out to be used by God for his good.

3. Our Bible Truth is: The LORD Is Omnipotent.

4. Little Peter believed God was omnipotent and loved him. He trusted that even things that seemed bad, the LORD in His omnipotent power had allowed for a good purpose.

5. Our craft can help us remember that God's people can always trust that whatever happens to them "Comes from above," because God loves them and is all powerful.

Note: Even non-readers can participate in presenting the craft, if you will whisper what they are to say in their ear and let them say it aloud for the others to hear.



IT
COMES
FROM
ABOVE

BEFORE CLASS:**1. PICK YOUR PERSON**

VIPPs can be anyone in your church! Typically, they fall into 6 categories: Church staff, Elders, Deacons/deaconesses, Special Volunteers (people who aren't paid, but spend a lot of time helping out in particular ways), Supported Workers (aka missionaries), and Church Members.

2. GATHER YOUR FACTS

Use the VIPP Information Sheet to write down the facts about your VIPP. The information on this worksheet is used in the VIPP activities, listed in the "Choose an Activity" section below.

DURING THE ACTIVITY:**1. INTRODUCE YOUR VIPP**

Introduce your VIPP to the children, using the VIPP Information Sheet. Fill in a set of VIPP Clue Cards with the information for your VIPP. If desired, you can even have the actual person come into class for the children to meet.

Need help describing what someone does for the church in a kid-friendly way? Check out the list of common VIPPs on the Praise Factory website in the PFI resources. There are lots of kid-friendly descriptions for common VIPP's, such as pastors, elders, deacons and a lot more.

2. PRAY!

Lead the children in praying for the VIPP. Ask the children if they would like to pray for one of the VIPPs prayer requests. Even non-readers can pray for the VIPP if you whisper the prayer request in the their ear, then let them say it aloud. Never force a child to pray!

3. CHOOSE AN ACTIVITY

There are two activities you can use to help the children learn about the VIPP:

VIPP Clue Cards: These are nine coloring sheets in which children fill in the nine things they learn about the VIPP from the VIPP Information Sheet. Photocopy a set of each child. Use as few or as many of these Clue Cards as you desire.

VIPP Game: This is a game that uses a set of Clue Cards for one or two VIPPs.

Choose a VIPP and fill in his/her information on the VIPP Information Sheet. Fill in a set of VIPP Clue Cards with the information for your VIPP. Tell the children about the VIPP, having them fill in the VIPP Clue Cards with the key facts as they learn them. Write any words the children need to write on a white-board or other piece of paper so they can see how to spell them. Help younger children write these words on their clue cards. Ideas for how to tell the children about many common VIPPs are listed at praisefactory.org with the resources for this Bible Truth.

Optional TAKING IT TO OTHERS Activity: Introduce and Pray for the VIPP

If you are presenting the VIPP to other children or parents you can assign children to hold up the 10 clue cards and say what each card tells about the VIPP. (Or, you can have the children hold them up as you tell what each one means.) Then lead the children in praying for the VIPP.

Game: Beanbag Toss In

Materials

Information for one VIPP

2 Sets of Clue Cards

8 Letter-sized Envelopes or folders

Bean Bag(s), one per child

Tape

Preparing the Game

1. Fill in one set of clue sheets for the VIPP you are using.
2. Tape the other (blank) set of Clue Cards to the outside of the manila envelopes.
3. Put the filled-in clue cards in the corresponding envelope.
4. Tape each down to the floor, fairly close together.

Playing the Game

Reveal: Tell the children about the VIPP, showing them your filled-in clue cards as you tell about them.

Review: At your signal, have the children take toss their bean bags onto the envelopes. Then one that has the most bean bags on it./near it is the one you will open. (The children may have fun taking turns designating one as the target before tossing.) The teacher (or the child) tells the Clue Card category. The other children try to remember what the VIPP's answer was. Open it up and see if they got it right. If they did, the Clue Card is retired. If not, it can be added back into the Clue Cards to be tossed at.

VIPP INFORMATION SHEET

VIPP NAME:

WHAT VIPP LOOKS LIKE

Man or Woman? _____

Hair color? _____

Eye color? _____

FAVORITE ANIMAL

FAVORITE FOOD

FAVORITE FREE TIME ACTIVITY

WHAT VIPP DOES DURING WEEK

VIPP GROUP OF SERVICE:

Church Member

Deacon

Elder

Church Staff

Special Volunteer

Supported Worker
(Missionary)

3 WAYS VIPP SERVES CHURCH

3 WAYS TO PRAY FOR THE VIPP

BIBLE TRUTH 7, LESSON 3: PLANNER/OVERVIEW

GETTING STARTED: Welcome and Opening Songs (*introduce unit and get kids moving with these songs*)

Welcome to Praise Factory: PFI: Praise Factory Investigators Theme Song *PFI NIV Songs 4 CD, Track 1*

Rules to Help Us Worship God and Love Others: WoGoLOA Classroom Rules Song
PFI NIV Songs 4 CD, Track 2

Big Question Under Investigation: Big Question 4 Songs *PFI NIV Songs 4 CD, Tracks 3,4*
(*Extra Song: Inspector Graff's Rap: The ABC's of God PFI NIV Songs 4, Track 5*)

Big Question Bible Verse: 1 Kings 8:23 Song *PFI NIV Songs 4 CD, Track 6*

DIGGING DEEP DOWN: Key Concept and Story (*introduce the Bible Truth and tell the related story*)

Bible Truth 7: The LORD Is Omnipotent

Bible Truth Hymn: This Is My Father's World *PFI NIV Songs 4, Track 21*

Bible Verse: Psalm 135:5-6

Bible Verse Song: I Know that the LORD Is Great *PFI NIV Songs 4, Track 22*

Lesson 3 New Testament: The Case of the Forbidden Visitor
Matthew 8:5-13; Luke 7:1-10

TAKING ACTION: Response Activities (*choose from among these activities*)

Snack and Discussion Planner: Centurion's Money and Sick Servant

ACTS Prayer: Prayer Sheet

Bible Truth Review: Discussion Questions and Game: Silly Grand March

Bible Truth Hymn: This Is My Father's World *PFI NIV Songs 4, Track 21*
Song, Sign Language and Song Game: Pass the Secret Sign **PFI NIV Songs 4 BOOK or ONLINE**

Bible Verse Review: Psalm 135:5-6 Discussion Sheet and Game: Mr. Freezie Ball

Bible Verse Song: I Know that the LORD Is Great: Psalm 135:5-6 *PFI NIV Songs 4, Track 22*
Song, Sign Language and Song Game: Mimic Me! **PFI NIV Songs 4 BOOK or ONLINE**

Story Review: Discussion Questions and Game: Obstacle Course Quiz

Case Replay, Jr: Drama Activity for Youngest Children (children do same story actions together)

Case Replay, Sr: Drama Activity for Most Children (children re-tell story with individual parts)

Craft: Roman Centurion

VIPP (Very Important Prayer Person) Prayer Time: Coloring Sheets (back of book), Game: Hot and Cold Hide

TAKING IT HOME: Take Home Sheet for Review and Family Devotions

PFI Pronto: Bible Truth 7, Lesson 3 **PFI NIV Prontos 4 BOOK or ONLINE**

The Case of the Forbidden Visitor Matthew 8:5-13; Luke 7:1-10

by Connie Dever

Our story is:**The Case of the Forbidden Visitor.****As you listen to the story, see if you can figure out:**

1. Who was the forbidden visitor? Who forbid him to do something?
2. What was he forbidden to do? Why?

This story takes place in New Testament times, when Jesus lived on the earth, in the Galilean town of Capernaum.

A strong man dressed in the glittering, bronze breastplate and red cape of a Roman centurion, knelt near the mat where his dearly-loved servant lay. The centurion had watched as the man grew sicker, day after day. Now he was about to die.

How sad was the centurion! How he loved this servant! By Roman law, centurions were not allowed to marry. So, for many of these officers, their servants became more like family than workers. This is how was with this centurion and his servant. He treasured his servant not just for his work, but also for his close friendship.

The centurion was desperate to save this man's life! But what could he do?! "Here I am a centurion. I'm in charge of sixty men who run to obey my least command. When I say go, they go. When I say come, they come. Yet here I am completely powerless over the sickness of my dear servant!" he exclaimed.

"This is not a matter for men. It's one for the gods," his Roman friends would have likely told him. "Only the gods have the power to make sickness and death come and go in the same way that you command your soldiers," they would have said. "Ask the gods for help! Make an offering to Apollo, the god of healing. Perhaps he will accept your offering and heal your servant. That is your only hope."

While this centurion would have completely agreed that his servant's life was a matter needing the power of a god, he knew better than to ask the Roman god, Apollo who was thought to have command over sickness and death. This centurion had the beginnings of faith in the one true God, the LORD, the God of Israel. Perhaps he had been raised as a Roman, but he had

come to love Israel. By himself, he given the Jews of Capernaum enough money to build their synagogue where the Bible was preached and the LORD worshiped. He worshiped Him, too. So it was to the LORD, not any Roman false god, that he turned to for the power to heal his servant and rescue him from death.

Suddenly the centurion's face lit up with an idea, "Jesus, the Jewish teacher! He's the one who can help my dear servant! Why, the townspeople can hardly stop talking about the powerful way He teaches and the amazing healings He does! He has the power of God to heal. No sickness seems to stand against His power!" the centurion decided.

"Somehow I must bring Jesus here to heal my servant, but how? I am a Roman and He is a famous and powerful Jewish teacher. By their laws He should have nothing to do with me. How can I ever expect Him to help me or even speak to Him," he thought. "But still, my servant is near death. Jesus is his only hope. Perhaps I can think of some way..." the centurion thought.

As a plan came to mind, the centurion leapt up and left the house in a rush. "Maybe Jesus wouldn't come with me if I asked Him and maybe I don't deserve to speak to Him, but what if Jews asked Him to help my servant? Perhaps then He would come. It's certainly worth a try."

Before long, the centurion had gathered together some of the Jewish leaders of Capernaum. "Listen, I need your help," he told them. "My dear servant is near death and only your teacher, Jesus, can possibly save him now. As a Roman, Jesus surely would not want to have anything to do with me, but you are Jews. Perhaps if you ask Jesus would come and help my servant. Would

Story-telling Tips**Ahead of time:**

1. Read the Bible verses and story. Pray!
2. Create story cue cards on index cards (or highlight text).
3. Practice telling story dramatically, timing your presentation. Shorten, if necessary to fit your allotted time.
4. Decorate area with story props that help bring your story alive.

During your presentation:

1. Maintain as much eye contact as possible as you tell the story. Point to/use props at important points in the story. Include the kids in your story with a few questions about what they think will happen or words/concepts that might be new to them.
2. Watch the kids for signs that their attention span has been reached. Shorten, if necessary.

you please do this for me?" he pleaded with them.

Now if it had been most any other Roman, these Jews would have quickly refused to help. The Jews hated the Romans, especially the Roman soldiers, and with good reason. After all, hadn't it been the Roman soldiers who had fought their people and taken over their land? Didn't they make their lives miserable? Why would the Jews ever want to help a Roman—especially a Roman soldier?

But there was something very different about this Roman centurion. For he had the beginnings of faith in the one true God: the LORD, the God of Israel. This man had come to love Israel and had, by himself, given the Jews of Capernaum enough money to build their synagogue where the Bible was preached and the LORD worshiped. They could see that it wasn't to Roman gods, but to the LORD he turned for the power to heal his servant and rescue him from death.

"We will do what we can for you," they told him. "Go home and wait with your servant while we go talk to Jesus."

It didn't take long for these leaders to find Jesus. As usual, a large crowd swarmed around Him, many of them seeking Jesus' commanding power to heal their own sicknesses. As quickly as they could, the elders made their way through the crowd and up to Jesus. "Jesus, come with us. There is a centurion who begs You to come and heal his servant," they pleaded earnestly.

"Yes, it's true, he is Roman, not a Jew," they continued, "but we urge You to help him and his servant. There is something very different about him. He has come to love Israel and has, by himself, given us, the Jews of Capernaum, enough money to build our synagogue where the Bible is preached and the LORD worshiped. He isn't turning to the Roman gods, but to the LORD for the power to heal his servant and rescue him from death," they told Jesus.

Jesus listened and agreed. He followed them down the streets of Capernaum towards the centurion's house, the crowd of people trailing after Him.

Back at his house, the centurion waited hopefully by his servant's side, listening for the sound of voices and approaching footsteps. As he waited, he thought more and more about Jesus and what he was asking Jesus to

do. "Only God has the power over sickness and death; yet, Jesus orders them about just as easily as I order my soldiers. Surely it is only by God's power that He can do this. I am not worthy to have someone as great as Jesus come to my house! I must send word to stop Him from coming here!" he decided. He quickly sent some of his friends to find Jesus and give Him his message before it was too late.

They soon ran into Jesus as He, the Jewish leaders and the crowd neared the centurion's house. "Our friend, the centurion asks You not to come to his house, Sir," they told Jesus. He says to tell You, 'Lord, don't trouble yourself, for I do not deserve to have you come under my roof. That is why I did not even consider myself worthy to come to you. But say the word, and my servant will be healed. For I myself am a man under authority, with soldiers under me. I tell this one, 'Go,' and he goes; and that one, 'Come,' and he comes. I say to my servant, 'Do this,' and he does it."

How shocked the Jews were! Here they had urged Jesus to come help this Roman and now he refused to even let him come into his house!

Jesus was also amazed at the centurion's words, but for a very different reason. Jesus could see that this centurion had more than a love of Israel and the beginnings of faith in the LORD. This centurion had the greatest faith in Him and His omnipotent power over sickness and death, than even any of the Jews! Many might have believed Jesus had power to heal them when He was with them, but to believe that, like God, He had the power to Simply give the word to heal wherever He was, was absolutely astonishing—even to Jesus, the very Son of God!

Jesus turned to the crowd following him and said, "I tell you the truth, I've not found such great faith among any of the Jews." Then the men who had been sent returned to the centurion's house and found the servant well.

Cracking the Case:

It's time to answer our Case Questions.

1. Who was the forbidden visitor? Who forbid him to do something?

Jesus. The centurion with the sick servant.

2. What was he forbidden to do? Why? He was forbidden to come to enter the centurion's house to see his sick servant. Because the centurion believed it was too great of an honor for Jesus, the Messiah, to enter his house. And, because he believed that Jesus had complete power over sickness and death. He did not even need to come to his house to heal his servant. He only needed to speak the word and it would happen.

Something For You and Me

Our Bible Truth is:

The LORD Is Omnipotent

Our Bible Verse is: Psalm 135:5-6

"I know that the LORD is great, that our Lord is greater than all gods. The LORD does whatever pleases Him, in the heavens and on the earth, in the seas and all their depths."

The centurion heard about Jesus' powerful teaching and amazing miracles and he recognized that this was the LORD's omnipotent power at work in Him. He believed that Jesus had to the power to do Simply speak His will and it would come about. No wonder Jesus was amazed at his faith! It was a great gift, indeed!

What about you and me? We have heard far greater things about Jesus than this centurion had. We know that not only did He command sickness and death, but He had the power to endure on the cross all God's just and eternal punishment for the sins of all who would ever turn and trust in Him. He had the power to conquer death by rising from the dead. And one day, He will come back and with just the power of His word, bring an end to sin, evil and death, and reign forever as King of Kings and Lord of Lords. Knowing all these things about the power of Jesus, do we not have even more reason to put our faith in Him?

Let's praise Jesus, the all-powerful Son of God. Let's ask Him to help us to give us the gift of great faith in Him. Let's ask Him to help us trust Him with our whole lives.

Close in prayer.

Closing ACTS Prayer

A God, we praise You for being all-powerful over sickness, sin and death.

C God, we confess that many times we don't respond in faith, like the centurion did. Many times we doubt whether God is able to help us or others.

T God, we thank You for caring about our needs. Thank You for all the ways You use Your omnipotent power to do good to us and others.

S God, work in our hearts! Help us to turn from our sins and trust in Jesus as our Savior. Give us greater faith in You and Your omnipotent power. Give us faith like the centurion had.

Special Words

Centurion: An officer in the Roman army who is in charge of one hundred soldiers.

Omnipotent: All-powerful.

Synagogue: A local gathering place where Jews and others worshiped the LORD and heard preaching from the Bible.

ACTS PRAYER ACTIVITY

Use this sheet to write down your ACTS Prayer

Instructions:

Use this sheet to help the children apply the Bible Truth into a prayer. You can use the ACTS provided or even better, have the kids think of their own applications. Also have the children add their personal requests to the prayer, too. Lead the children in the prayer or let them pray sections, with your help. Never force a child to pray! Non-readers can participate by you whispering a section of the prayer into their ear and allowing them to pray it aloud for the group.

ADORATION:

God, we praise You for being more powerful than anyone else. We praise You for always being able to do whatever You want to do.

God, we praise You for being.....

Add your own Adorations:

CONFESSION:

God, we confess that many times we want to rebel against You and do things our own way. We confess that many times when we're in trouble, we doubt that You really are powerful enough to help us. We need a Savior to forgive us!

God, we have sinned against You....

Add your own Confessions:

THANKSGIVING:

Thank You, God for being so powerful that You can always rescue those who turn from their sins and depend upon You. Thank You for all Your promises You give us in the Bible and for always having the power to fulfill them.

God, we thank You for...

Add your own Thanksgivings:

SUPPLICATION:

God, use Your almighty power to work in our hearts. Help us to turn away from our sins and trust in Jesus as our Savior. Help us to love You and live for You.

God, we need Your help...

Add your own Supplication:

SNEAKY SNACK

Can you figure out how this snack ties in with our case?

Snack: Centurion's Money and Sick Servant

Oyster cracker "coins" like what the centurion used to pay for the building of the synagogue with chicken noodle soup "sick food". OR, Teddy graham "servant" lying on a graham cracker mat spread with peanut butter, etc. "blanket."

This is only a suggestion. Feel free to modify. Be mindful of allergy issues among your children!

Case Tie-in: The centurion loved the LORD and gave money to build a synagogue to worship Him. He had faith to believe that Jesus was who He claimed to be and had God's omnipotent power to do whatever He wanted to do--and do it by only giving the command. Even Jesus was amazed at this man's faith in God and His power at work in Him.

SOUL FOOD

Food for thought during snack time

1. What does the snack have to do with the story?

Choose a few questions from the other activity discussion sheets to talk about during this snack time.

2.

3.

4.

5.

6.

7.

Directions: Read and discuss Bible Truth, using a FEW of the questions. Play game. Feel free to modify the game to fit your children.

The LORD Is Omnipotent

“Omnipotent” means “all” (omni) “powerful” (potens). The LORD is all powerful. There are no limits on God’s power to do what He wants to do. God uses His omnipotent power to carry out all His holy will and rule perfectly over all His creation.

In the beginning, God used His omnipotent power to create everything He wanted to create, just the way He wanted it created. By His omnipotent power, He sustains everything He’s made so that it keeps on living as He wants it to and to carry out His wonderful plans.

This doesn’t mean that we have no control over the things we do. God created all living creatures with a will. They make decisions and carry them out. This is especially true of people, to whom God has given a spirit to know Him and to know what is right and wrong. We are each responsible for our own actions. And yet at the same time, God uses His omnipotent power to work in and through all His creations so that His good plans are perfectly fulfilled.

God is all-powerful, yet there is something He will not and cannot do. He will not use His omnipotent power to do anything that is evil. He always acts according to the perfectly holy way He is.

Understanding the Bible Truth

1. What does “omnipotent” mean? *All powerful.*
2. What does He use His omnipotent power to do? *All His holy will. Create things just as He wants them created; Sustains everything so it keeps living just as He wants; and uses His power in and through all His creations so that they all fulfill His plans just as He desires.*
3. Does God’s omnipotent power mean that we have no control over what we do? Why not? *No. God created us with a will. We make our own choices and are responsible for them.*
4. Even though we have a will and make our own choices, what does God work in and through us all? *He uses His omnipotent power to bring about His good plans so that they are perfectly fulfilled.*
5. What is it that God cannot and will not do with His omnipotent power? *Anything that is against the perfectly, holy way He is. He will never use it to do anything evil.*

Story Connection Questions

1. How does the case story point to the **Bible Truth: The LORD Is Omnipotent**? What did the centurion do that showed he believed about the omnipotence of Jesus? *By not even thinking that Jesus needed to be with his servant to heal him, but only needed to give the command, he showed that he believed that Jesus had God’s power to know all things—even what was wrong with his servant w/o seeing him—and God’s omnipotent power to Simply, by His word, to bring healing to the dying servant.*

Bible Verse Connection Question

1. What does our Bible Truth have to do with our Bible Verse: **Psalms 135:5-6**: “I know that the LORD is great, that our Lord is greater than all gods. The LORD does whatever pleases Him, in the heavens and on the earth, in the seas and all their depths.”?

Omnipotent means all powerful. The LORD is all powerful. He is greater than all gods. He is all powerful over all His creation. That is why in the heavens, the earth, and the seas, He will always do whatever pleases Him.

Life Application Questions

1. Why is it frightening to people who rebel against the LORD that He does whatever pleases Him? *They are choosing to rebel against Him, but one day He will finally use His power to judge and punish them justly if they do not confess their sins and turn for forgiveness through Jesus.*
2. Why is it encouraging to God’s people that the LORD does whatever pleases Him? *They know that it doesn’t matter how terrible their problems, the LORD is always working in the to do good for them and bring glory to His name. They know that He is always able to deliver them.*
3. How can we become God’s people? *By turning away from our sins and trusting in Jesus as our Savior.*

ACTS Questions

1. What is something we can praise God for because of this Bible Truth?

Praise God for being more powerful than anyone else and always being able to do what He wants to do.

2. What are sins we can confess to God because of this Bible Truth?

Confess that many times we want to rebel against His ways, His power and do things our own way. Confess that many times when we're in trouble, we doubt that God is really powerful enough to help us. We need a Savior!!

3. What is something we can thank God for because of this Bible Truth?

Thank God for being so powerful that He can always rescue His people and always keep all His promises to them.

4. What is something we can ask God for because of this Bible Truth?

We can ask God to work in our hearts that we would want to turn away from disobeying Him and trust in this wonderful Jesus as our own Savior. Work in our hearts so that we are people who trust Him and His great power to do good and bring glory to His name, in everything that happens to us.

The Gospel

1. God has shown His great power to do good to His people and bring glory to His name through Jesus. What is the gospel?

God is the good Creator and King of the world. He made people to worship Him and live by His good laws. But we are all sinners who've rebelled against Him. We all deserve death--God's just, eternal punishment for our sins. How terrible! But God has good news for us. In His great mercy, God sent His Son, Jesus to earth as a man to save sinners. He lived the perfect life that pleases God. (He's the only one who's ever done that!) He offered it up to God His Father as the perfect sacrifice for sins when He suffered and died on the cross. Then, on the third day, Jesus rose from the dead in victory. He had fully paid for the sins of God's people, so they wouldn't have to! Now all who turn away from their sins and trust in Jesus as their Savior will receive forgiveness of sins and eternal life with God. They will be His very own special people who will know Him and enjoy Him forever. We can be God's people, too, if we turn from our sins and trust in Jesus as our own Savior.

Game: Silly Grand March

Materials

CD and CD player
Small bowl or bag
Bible Truth Questions

Preparing the Game

1. Choose 20+ questions for your game from the Bible Truth Discussion Questions, or make up your own.
2. Write the Bible Truth questions on small thin strips of paper (or make a photocopy of the Bible Truth Discussion Questions and Simply cut them into strips) and put them in the bag/bowl.

Playing the Game

Have the children form partners, then form a big double circle. Tell the children to move however you command them to move, such as march, walk, skip, tip toes, big knee bends, pat head, fly like a bird, etc. (BUT NOT RUN!!!) when you play the music. But when the music stops, they and their partner are to grab hands and sit down as quickly as possibly. The last pair to sit down become the Question Choosers for the class. If the class answers it correctly, then the pair is added back into the group immediately. If not, then the pair stays out until another round when a correct answer is given to a question. (Feel free to add back incorrectly answered questions into the bag).

Game continues as number of questions, time, and attention span allow.

NOTE: Have the children who are "out" help make up actions for the other children to do, put them in charge of the music, etc. along with you. This will keep them happily occupied as they continue.

Non-competitive Option

Don't exclude the Question Choosers from the game, even if class gets the wrong answer.

Optional TAKING IT TO OTHERS Activity: Quiz Questions

Have the children choose a few of the questions from the game to ask the parents/other children during TAKING IT TO OTHERS time. Help pre-readers by whispering the question in their ear and letting them ask it aloud to the parents/other children. Make sure you read the Bible verse aloud before you ask your questions.

Directions:

1. Write words to song in large print before class.
2. Play the song for the children, helping them follow along on the song sheet.
3. Discuss the song, using a few questions from the discussion sheet. *Don't use them all!*
4. Introduce sign language for key words of your choice from sign language sheet for your song. Use as few or as many as you think the children can learn.
5. Sing and sign the song. Sign language as well as large format lyrics and sheet music are found in the PFI Unit Songbook or online.
6. If desired, play the Song Game.

Optional TAKING IT TO OTHERS Activity: Presenting and Singing the Song

1. Sing and sign the song, encouraging the watching children/parents to join in.
2. Ask the class some of the questions listed below. The Bible Truth Connection Question is particularly good to help them understand how the song ties in with the Bible Truth.

This Is My Father's World

Verse 3

This is my Father's world,
O let me ne'er forget,
That though the wrong
Seems oft so strong,
God is the Ruler yet.
This is my Father's world.
The battle is not done.
Jesus who died shall be satisfied,

Listen to it on PFI NIV Songs 4, Track 21

Understanding the Song

1. Who can call the Lord his/her Father?
All who confess their sins to Him and trust in Him for forgiveness through Jesus' death on the cross.
2. What belongs to "my Father"? *The world.*
3. What does it mean that "wrong seem oft so strong" in this world? *There are many bad and painful things that happen. When we look just at them, it can seem like they are stronger than God and His plan.*
4. Even though wrong seems often so strong, what should believers remember?
That God is the Ruler of the world still.
5. What battle isn't done yet? *The Lord's battle over all that is evil in this world.*
6. What does it mean that Jesus shall be satisfied? *Jesus died for the sins of all who would ever turn and trust in Him for forgiveness. He rose again and then ascended into heaven as the conqueror over sin and death for His people. For now, until all of God's plan on earth is complete and all His people from every nation and people have come to Him in faith, the battle against sin and death will continue. But one day, when all of God's plan for this earth is finished, the Lord Jesus will come back, bring an end to of sin, death and Satan in a final and everlasting victory. Then all that He had planned to accomplish with His death, will be completed, satisfied.*
7. What does it mean for heaven and earth to be one? *God's will is perfectly done here on earth as it is in heaven. This will happen when Jesus is satisfied, when there is the final end to sin and death.*

Bible Truth Connection Question

1. How does this song relate to our Bible Truth: **The LORD Is Omnipotent?**
This world does belong to God, because in His omnipotence He created it all, just as He desired; and He sustains it and all the creations in it by His omnipotent power. While sin and death are still allowed for now, one day, He will accomplish all He has planned for this world and will bring an end all that is evil. He will win the battle once and for all, at just the perfect time He has planned.

Story Connection

1. How does this song relate to today's story? *The centurion had so much faith that Jesus was omnipotently in control over sickness and death that He did not even need to come to his house to heal his dying servant. All He had to do was to give the command and the servant would be healed. Jesus was amazed at such great faith in His omnipotence.*

Bible Verse Connection Question

1. What does this hymn have to do with our Bible Verse: **Bible Verse: Psalm 135:5-6:** "I know that the LORD is great, that our Lord is greater than all gods. The LORD does whatever pleases Him, in the heavens and on the earth, in the seas and all their depths.?"

This is God's world. He made it and sustains it. He makes sure that His plans for it will succeed. Why is this so? Because God is omnipotent—all powerful. He is able to do all that He, in His perfect good and wise plan, has decided.

Life Application Questions

1. How can God's people be affected by the message of this song?

They can praise God for being omnipotent. They can ask Him to help them trust that no matter how big the problems they are in, how evil are plans that are made against them, that the Lord will finally win the battle. He will use His omnipotence to care for His people and bring Him glory.

2. How can we become God's people? *By turning away from our sins and trusting in Jesus as our Savior.*

ACTS Questions

1. What is something we can praise God for from this hymn?

Praise God for being the Ruler of this world who will overcome all evil.

2. What are sins we can confess to God from this hymn?

Confess that many times we, like all people, do evil that God will one day finally punish and get rid of. We deserve God's punishment! We need a Savior!

3. What is something we can thank God for from this hymn?

We can thank God that He has beaten death through Jesus, for all who turn away from disobeying Him and trust in Jesus as their own Savior. We can thank Him for His promise to do away with sin and evil forever one day.

4. What is something we can ask God for from this hymn?

That God would work in our hearts that we might turn from our sins and trust Jesus as our Savior. That we might be not be discouraged by the evil in the world and the sin in our hearts, but remember that He saves all those who trust in Him and that one day all evil will be gone for good.

Gospel Question

1. God is the Ruler of this world who will one day will punish and do away with all evil and sin. What hope is there for sinners like you and me? What is the gospel?

God is the good Creator and King of the world. He made people to worship Him and live by His good laws. But we are all sinners who've rebelled against Him. We all deserve death--God's just, eternal punishment for our sins. How terrible! But God has good news for us. In His great mercy, God sent His Son, Jesus to earth as a man to save sinners. He lived the perfect life that pleases God. (He's the only one who's ever done that!) He offered it up to God His Father as the perfect sacrifice for sins when He suffered and died on the cross. Then, on the third day, Jesus rose from the dead in victory. He had fully paid for the sins of God's people, so they wouldn't have to! Now all who turn away from their sins and trust in Jesus as their Savior will receive forgiveness of sins and eternal life with God. They will be His very own special people who will know Him and enjoy Him forever. We can be God's people, too, if we turn from our sins and trust in Jesus as our own Savior.

Song Game: Pass the Secret Sign

Materials

Sign Language signs used in song, particularly choose words with important meanings you want the children to learn, such as “grace”, “redeem”, etc.

Bag or bowl

Blindfold

Preparing the Game

1. Cut out signs and put in bowl.

Playing the Game

1. Practice the song and signs until the children know them well.
2. Have all the children stand in a tight circle, except one, “It” who will stand in the Middle of the circle, blindfolded.
3. Have the children in the circle to put their hands behind their backs. Choose a sign from the bag and hand to a child in the circle, still keeping hands behind their backs, not looking at the sign.
4. When “It” says “Pass the Secret Sign”, the children will begin to pass the sign around behind their backs.
5. When “It” says “Stop the Passing!” the child who has the sign freezes with the sign behind his back.
6. The child with the sign brings it around and looks at it. You can help the child practice the sign.
7. Then take the blindfold off of “It”, watch the child with the card do the sign, then have “It” guess the name of the sign. (If desired, “It” can ask another child in the circle for help with their guess.)
8. The holder of the sign then becomes “It.” Sing the song with all the signs, then repeat.

choose a FEW questions for discussion, then choose the game and/or music activity

Meditation Version: Psalm 135:5-6

"I know that the LORD is great, that our Lord is greater than all gods. The LORD does whatever pleases Him, in the heavens and on the earth, in the seas and all their depths."

Alternate Memory Version: Psalm 135:5,6

"I know that the LORD is great, that our Lord is greater than all gods. The LORD does whatever pleases Him."

Understanding the Bible Verse

1. Who is the LORD greater than? *All gods.*
2. What does the LORD do? *Whatever pleases Him.*
3. What will it never please the LORD to do?

Anything that is against His perfectly holy, good will and self. The LORD may transform the evil schemes of men and Satan to bring about His good will, but He never use His power to do evil.

4. Where does the LORD do whatever pleases Him? *In the heavens and on the earth, in the seas and all their depths.*
5. How does the LORD use His omnipotent power in the world? *He uses it to create all things; to sustain all things; to work in all things to bring about His good and holy plan.*

Bible Truth Connection Question

1. What does this verse have to do with the **Bible Truth: The LORD Is Omnipotent?**

Omnipotent means all powerful. The LORD is all powerful. He is greater than all gods. He is all powerful over all His creation. That is why in the heavens, the earth, and the seas, He will always do whatever pleases Him.

Story Connection Questions

1. What does this verse have to do with our story? *The centurion believed that Jesus could do whatever pleased Him, wherever He was. There was nothing that could limit His power. Because he believed this, he did not think he was even worthy to have Jesus enter his house. He also did not think—like most in those days—that Jesus needed to be with his servant to heal him. All He had to do was to give the word and the sickness would leave at His command.*

Life Application Questions

1. Why is it frightening to people who rebel against the LORD that He does whatever pleases Him?
They are choosing to rebel against Him, but one day He will finally use His power to judge and punish them justly if they do not confess their sins and turn to Him for forgiveness through Jesus.
2. Why is it encouraging to God's people that the LORD does whatever pleases Him?
They know that it doesn't matter how terrible their problems, the LORD is always working in the to do good for them and bring glory to His name. They know that He is always able to deliver them.
3. How can we become God's people? *By turning away from our sins and trusting in Jesus as our Savior.*

ACTS Questions

1. What is something we can praise God for from this Bible verse?
Praise God for being so great that He does whatever pleases Him.
2. What is something we can confess to God from this Bible verse?
That even though we know that the LORD does whatever pleases Him—all His good and perfect plans—that we have all chosen to disobey Him and His good ways. We deserve His punishment! We need a Savior!
3. What is something we can thank God for from this Bible Verse?
We can thank God for being pleased to send Jesus to save His people from their sins! And not just being pleased to do it, but doing it perfectly and completely—even defeating death itself!
4. What is something we can ask God for from this Bible Verse?
We can ask God to work in our hearts that we would want to turn away from disobeying Him and trust in this wonderful Jesus as our own Savior. We can ask Him to work in our hearts and do in our lives whatever pleases Him, according to His great power and perfect plans.

Gospel Question

1. What is the greatest show of God's power on behalf of His sinful people, that God has pleased to do? What is the gospel?

God is the good Creator and King of the world. He made people to worship Him and live by His good laws. But we are all sinners who've rebelled against Him. We all deserve death--God's just, eternal punishment for our sins. How terrible! But God has good news for us. In His great mercy, God sent His Son, Jesus to earth as a man to save sinners. He lived the perfect life that pleases God. (He's the only one who's ever done that!) He offered it up to God His Father as the perfect sacrifice for sins when He suffered and died on the cross. Then, on the third day, Jesus rose from the dead in victory. He had fully paid for the sins of God's people, so they wouldn't have to! Now all who turn away from their sins and trust in Jesus as their Savior will receive forgiveness of sins and eternal life with God. They will be His very own special people who will know Him and enjoy Him forever. We can be God's people, too, if we turn from our sins and trust in Jesus as our own Savior.

Game: Mr. Freezie Ball

Materials

Bible verse written up in large print so that all can see
Medium size foam or other soft surfaced ball, or tennis ball

Preparing the Game

None.

Learning the Verse

Some or all of your children may be non- or early readers. Teach the verse in sections, having them say it after you. Repeat a few times. Add clapping or other movement as they say it.

Directions

1. If desired, lead the children in a discussion of a **FEW** of the most important questions before beginning game.
2. Explain the game to them as follows:
Have the children spread out around the leader, who will be the first Mr. Freezie. Everyone says the Bible verse together. Then, Mr. Freezie throws the ball up in the air as he calls out the name of one child. That child runs to get the ball, while everyone else spreads out. When the child gets the ball, he yells "freeze" to the other children. He then rolls the ball to gently hit another child. That child tries to say the memory verse, getting the assistance of one other person if desired. If he says it correctly, he becomes the new Mr. Freezie and will be the next to toss the ball. If not, then the child who rolled the ball remains Mr. Freezie for another turn. The person who rolled the ball would then become the new Mr. Freezie and be next to toss the ball. Class says verse together each time before Mr. Freezie says the next child's name.

Game continues as time and attention span allow.

Optional TAKING IT TO OTHERS Activity: Quiz Questions

Have the children choose a few of the questions from the game to ask the parents/other children during TAKING IT TO OTHERS time. Help pre-readers by whispering the question in their ear and letting them ask it aloud to the parents/other children. Make sure you read the Bible verse aloud before you ask your questions.

Directions:

1. Write words to song in large print before class.
2. Play the song for the children, helping them follow along on the song sheet.
3. Discuss the song, using a few questions from the discussion sheet. *Don't use them all!*
4. Introduce sign language for key words of your choice from sign language sheet for your song. Use as few or as many as you think the children can learn.
5. Sing and sign the song. Sign language as well as large format lyrics and sheet music are found in the PFI Unit Songbook or online.
6. If desired, play the Song Game.

Optional TAKING IT TO OTHERS Activity: Presenting and Singing the Song

1. Sing and sign the song, encouraging the watching children/parents to join in.
2. Ask the class some of the questions listed below. The Bible Truth Connection Question is particularly good to help them understand how the verse ties in with the Bible Truth.

I Know that the LORD Is Great

I know that the LORD is great,
That our Lord is greater than all gods.
The LORD does whatever pleases him.
In the heavens and on the earth,
In the seas and all their depths,
In the heavens and on the earth,
In the seas and all their depths.
The LORD does whatever pleases Him.
Psalm One-thirty-five, five and six.

Listen to it on PFI NIV Songs 4, Track 22

Song Game: Mimic Me!

Materials

Sign Language
Song

Preparing the Game

None.

Playing the Game

1. Practice the song and signs until the children know them well. Choose a person to be the leader and let them decide upon an action for everyone to do as they sing the song, such as jump on one foot, etc.
2. Sing the song while doing the chosen action.
3. Select another child to be the leader.
4. If desired, you can choose a different action for different important words in the song, such as jump on one foot when you sing the word "grace", but clap your hands when you sing the word "Jesus". Ask the children the meaning of each of the words before adding in their action.

Game continues as number of questions, time, and attention span allow.

STORY REVIEW

Directions: Read and discuss Bible Truth, using a FEW of the questions. Play game. Feel free to modify the game to fit your children.

General Story Questions

1. Why was the centurion so worried about his servant?

He had gotten so sick that he was paralyzed and was about to die.

2. Why was the servant so dear to the centurion? *Centurion could not marry. Good servants were not only prized for their good work, but often became like family to them.*

3. What would his Roman friends probably told him to do to help his servant?

Make an offering to Apollo, the god of healing.

3. Who did the centurion turn to for help? Why? *To the Lord, the God of Israel. He had the kernels of faith in Him.*

4. Why did the centurion think he shouldn't go to Jesus to ask for help, himself?

Because Jesus was a great Jewish leaders and he was a Roman, he did not think he was worthy to go to Jesus.

5. Why did the centurion go to the Jewish leaders for help?

Because they were Jews, he thought maybe if they asked Jesus to help, He would.

6. Why would the Jewish leaders not want to help most Romans and why did they help this one?

The Romans had invaded and conquered their land. The Jews wanted their own land. They hated the Romans for ruling over them. But, this Roman loved Israel and he had even given all the money needed to build a synagogue in Capernaum. He had faith in the Lord, not the Roman gods.

7. What did the Jewish leaders tell Jesus as the reason He should help the centurion's servant?

All of the things the centurion had done for them and because of his love of Israel.

8. What did the centurion begin to think about while he waited at home for Jesus to come?

How unworthy he was for Jesus to even enter his house.

9. What did the centurion send his friends to do? *Tell Jesus to not come to his house, but just give the command to heal him where he was, since he was unworthy for Him to come to his house.*

10. What amazed Jesus about the centurion? *He had such great faith that he believed that Jesus was omnipotent over sickness and death, wherever he was. He had not even such faith among the Jews*

Bible Truth Connection Questions

1. What does this story have to do with our **Bible Truth: The LORD Is Omnipotent**?

Jesus was amazed at the centurion's faith in Him, that indeed He was omnipotent over sickness and death. He believed that just like God, Jesus only needed to give the commanding word and the sickness would leave his servant.

Life Application Questions

1. Why is it encouraging to God's people that the LORD does whatever pleases Him? *They know that it doesn't matter how terrible their problems, the LORD is always working in the to do good for them and bring glory to His name. They know that He is always able to deliver them.*

2. How can we become God's people? *By turning away from our sins and trusting in Jesus as our Savior.*

Bible Verse Connection Question

1. What does the story have to do with our **Bible Verse: Psalm 135:5-6**: "I know that the LORD is great, that our Lord is greater than all gods. The LORD does whatever pleases Him, in the heavens and on the earth, in the seas and all their depths."?

The centurion believed that Jesus could do whatever pleased Him, wherever He was. There was nothing that could limit His power. Because he believed this, he did not think he was even worthy to have Jesus enter his house. He also did not think—like most in those days—that Jesus needed to be with his servant to heal him. All He had to do was to give the word and the sickness would leave at His command.

ACTS Questions

1. What is something we can praise God for being that we learned in our story?

Praise Jesus for being the powerful Son of God.

2. What is something we can confess as sin that we learned in our story?

Confess that many times we do not act like the centurion, who had such great faith in God. Many times we doubt whether God is able to help us or others. We need a Savior!

3. What is something we can thank God for that we learned in our story?

We can thank God for being the giver of more faith in Him to all who ask and truly seek Him.

4. What is something we can ask God for that we learned in our story?

We can ask God to work in our hearts, helping us to turn away from our sins and trust in Jesus as our Savior. We can ask Him to give us great faith in Him, like the centurion had.

The Gospel

1. The centurion had faith in Jesus, even before Jesus had died on the cross and was raised by God from the dead. That was one of the most amazing things about his faith. God calls us to have faith in Jesus, too. What is the gospel that God calls us to believe?

God is the good Creator and King of the world. He made people to worship Him and live by His good laws. But we are all sinners who've rebelled against Him. We all deserve death--God's just, eternal punishment for our sins. How terrible! But God has good news for us. In His great mercy, God sent His Son, Jesus to earth as a man to save sinners. He lived the perfect life that pleases God. (He's the only one who's ever done that!) He offered it up to God His Father as the perfect sacrifice for sins when He suffered and died on the cross. Then, on the third day, Jesus rose from the dead in victory. He had fully paid for the sins of God's people, so they wouldn't have to! Now all who turn away from their sins and trust in Jesus as their Savior will receive forgiveness of sins and eternal life with God. They will be His very own special people who will know Him and enjoy Him forever. We can be God's people, too, if we turn from our sins and trust in Jesus as our own Savior.

Game: Obstacle Course Quiz

Materials

Various materials, such as jump ropes, balls, inner tubes, carpet squares, boxes, tunnels made from chairs and bedspreads, etc. to make a simple obstacle course for each team.

Masking Tape

20+ Story Review Questions and other story review questions, 1+ per child

Paper/post-it notes and marker/pencil

Preparing the Game

1. Choose 20+ questions for your game from the Story Review Discussion Questions, or make up your own.
2. Set up two identical obstacle courses, one for each team, that both end up at the same wall of your room.
3. Write a question on the back of a post-it note. On the front, write a point amount, such as 5, 10, 25 points, depending upon the difficulty of the question. Place these questions on the wall at the end of the obstacle courses.
4. Use the masking tape to make starting lines.

Playing the Game

Divide the children into two teams and have them sit down in a line. Demonstrate how they are to go through the obstacle course. At the leader's command, the first person in each line goes through the obstacle course. Whoever reaches the question wall first wins 1 point for their team and gets to take down one question to give to the teacher. The teacher will ask the question to both teams, calling on the team who raises their hand first. If that team is correct in their answer, they get 2 points. If not, then the question goes to the other team. Process in repeated with next 2 children in line, etc.

Game continues until all have had a chance to run the course, or as question cards, time and attention span allow.

Non-competitive Option

Send the children through two at a time, each child choosing a question from the wall. Have the children ask their question to the whole group and work together on the answer. Have the two children come back through the obstacle course and go to the back of their own lines. Repeat with next two children.

Optional TAKING IT TO OTHERS Activity: Quiz Questions

Have the children choose a few of the questions from the game to ask the parents/other children during TAKING IT TO OTHERS time. Help pre-readers by whispering the question in their ear and letting them ask it aloud to the parents/other children.

CASE REPLAY ACTIVITIES

Use this guide to review the Case Story and act it out for others to enjoy!

CASE REPLAY, JR: YOUNGEST CHILDREN

Description: The children will act out the story together, everyone doing the same action/sound effect at the same time. This activity is most suitable for kindergarteners.

Materials

The Case RePlay, Jr. script for younger children

Preparation

1. Read through the script and write in the blanks along the side possible actions/sound effects the children could do to act it out.

Instructions

1. Tell the children that they will be re-enacting the story together as you tell it.
2. As you read the script, lead the children in actions/sound effects to do with you.
3. If desired, you can read the script and stop at certain sentences and ask them what a good action/sound effect would be to act out what you just read.
4. Repeat the re-enactment one or two times more.

CASE REPLAY, SR: OLDER CHILDREN

Description: The children act out the story as a three-scene play. You will narrate it using the Case RePlay, Sr. script and they will act it out (no spoken words, for the most part), with each child assuming a different character's role. This activity is most suitable for first grade and up. You will review the story, then practice it a few times before performing it for others.

Materials

The Case RePlay, Sr. script
White board or other large format paper
Costumes and props

Preparation

1. Prepare for the play by choosing costumes and props for each character in the story. Decorate the area with any scenery props.
2. Write the words "Beginning," "Middle," "End" on a large piece of paper/whiteboard with plenty of space under each heading. You will use this paper to help the children think about the story as a three-scene play, as it is presented in the script.

Instructions

1. Tell the children that they will get to act out the story as a three-scene play, with a beginning, Middle and end section. Tell them that before they can act it out, they need to think it out. as you narrate it with your script.
2. Take the children's answers as they recount the story, helping them put key incidents in the right order.
3. If desired, when they have filled in their Beginning, Middle, End, read through your whole (real) script, so they hear exactly what you will have them act out.
4. Then tell the children that it's time to practice acting out the story.
5. Assign parts to each child. If you are using costumes, do NOT give them out at this point. They will be a distraction.
6. Have all the children sit on the floor or in chairs on one side of the "stage," then call the characters up in place as their part in the story comes.
7. As you read the script, guide the children in where you want them to move or do to act it out.
8. After going through the whole script once, give out any costumes and props and act out the script once or twice more.

Optional TAKING IT TO OTHERS Activity: Re-enacting the Story

Read the script as the children act out together (younger) or assuming different roles (older) as the other children or the parents watch.

CASE REPLAY, JR--YOUNGER KIDS (KINDERGARTEN) P.2

Welcome to our play! The name of our story is called: The Case of the Forbidden Visitor.

This story takes place in New Testament times, when Jesus lived on the earth, in the Galilean town of Capernaum.

And now we present: "The Case of the Forbidden Visitor."

Actions:

Scene 1:

A Roman centurion knelt by the mat of his dying servant, wondering what he could do to help him. He remembers what he has heard about Jesus, the famous teacher and powerful healer. He knows that Jesus is his servant's only hope for getting well. Being a Roman, the centurion does not think that Jesus as a Jewish teacher would even associate with him, nor does he think himself worthy of even talking with Jesus. He decides to ask some of the Jewish leaders of Capernaum to ask Jesus to heal his servant.

Scene 2:

While the Jewish leaders would have little desire to help most of the hated Romans, this centurion was different. He loved Israel and had even given them enough of his own money to build a synagogue where they could listen to the Bible and worship the Lord. They agree to talk to Jesus and tell the centurion to go home to wait. The Jewish leaders find Jesus with a crowd of people. They ask Him to come quickly to help the centurion's servant. They tell Him all that the centurion has done for them.

Scene 3

Jesus agrees to go with them, the crowd following behind Him. The centurion decides he is not worthy for Jesus to even come under his roof. He sends friends to tell Jesus to not come, but just give the word to his servant's sickness, since He has control over sickness and death, just like a centurion has command over his soldiers. Jesus is amazed at the centurion's faith. He remarks that this Roman has more faith in Him than any of the Jews.

Bible Truth Tie-In:

The Bible Truth we are learning is: **The LORD Is Omnipotent.** Jesus was amazed at the centurion's faith in His omnipotent power over sickness and death. He did not even think that Jesus needed to come to see his servant in order for him to be healed by Him.

CASE REPLAY, SR--OLDER KIDS (1ST GRADE AND UP) P.3

Welcome to our play! The name of our story is called: The Case of the Forbidden Visitor.

This story takes place in New Testament times, when Jesus lived on the earth, in the Galilean town of Capernaum

The characters in our story are: the centurion and his servant, the Jewish leaders of Capernaum, Jesus, the crowd, the centurion's friends

And now we present: "The Case of the Forbidden Visitor."

Scene 1: (Beginning)

A Roman centurion knelt by the mat of his dying servant, wondering what he could do to help him. He remembers what he has heard about Jesus, the famous teacher and powerful healer. He knows that Jesus is his servant's only hope for getting well. Being a Roman, the centurion does not think that Jesus as a Jewish teacher would even associate with him, nor does he think himself worthy of even talking with Jesus. He decides to ask some of the Jewish leaders of Capernaum to ask Jesus to heal his servant.

Scene 2: (Middle)

While the Jewish leaders would have little desire to help most of the hated Romans, this centurion was different. He loved Israel and had even given them enough of his own money to build a synagogue where they could listen to the Bible and worship the Lord. They agree to talk to Jesus and tell the centurion to go home to wait. The Jewish leaders find Jesus with a crowd of people. They ask Him to come quickly to help the centurion's servant. They tell Him all that the centurion has done for them.

Scene 3: (End)

Jesus agrees to go with them, the crowd following behind Him. The centurion decides he is not worthy for Jesus to even come under his roof. He sends friends to tell Jesus to not come, but just give the word to his servant's sickness, since He has control over sickness and death, just like a centurion has command over his soldiers. Jesus is amazed at the centurion's faith. He remarks that this Roman has more faith in Him than any of the Jews.

Bible Truth Tie-In:

The Bible Truth we are learning is: **The LORD Is Omnipotent.** Jesus was amazed at the centurion's faith in His omnipotent power over sickness and death. He did not even think that Jesus needed to come to see his servant in order for him to be healed by Him.

A Roman Centurion

Description

Children will make a Roman Centurion's helmet out of paper and foil.

Materials

Poster board
 Card stock
 Staplers and/or tape (preferably clear packing tape)
 Foil
 Markers
 Glitter Glue (optional)
 Scissors

Preparing the Craft

1. Cut 1 strip out of poster board, 1 ½" x 23" long per child. This will be the headband for the helmet.
2. Cut 2 strips out of poster board, 1" x 13" long per child. This will be the cross pieces that form the cap part of the helmet.
3. Copy Templates #1-3 onto card stock.
4. Cut two 16" (or larger) squares of heavy-duty foil, per child.

Making the Craft

1. Show the children your sample of the craft.
2. Overlap slightly and staple together the ends of the 23" long piece.
3. Make an + with the two 13" pieces and staple them together where they cross in the Middle.
4. Staple the four ends to the headband.
5. Set cap upside down on the double layer of foil. Bring foil up and carefully wrap around frame of cap and to the underneath side.
6. Have children decorate Templates #1-3 with flourishes and/or other designs with markers and glitter glue. (You will need to glue/tape the two Template #2's together to make a 2-sided flourish.)
7. Staple/tape Template #1 to the front of the cap. Staple/tape Template #2 onto top of helmet. Staple/tape a Template #3 along the back and sides of the cap, attaching along the inside bottom of the cap.

NOTE: Younger children may have difficulty with steps 2-5. If so, add these steps to your preparation and have them spend the craft time decorating the Templates and attaching them.

Making a Bible Truth Connection

Once the children have settled into their craft, use the Bible Truth- Craft Connection Sheet to lead discussion about the craft. Note that most of these questions echo the questions on the case board, providing a review of what the children learned earlier.

Optional TAKING IT TO OTHERS Activity: Craft Presentation

If you are presenting the craft to other children or parents the children can hold up their crafts (or your model craft) and read their Bible Truth Connection answers to explain the importance of the craft.

CASE CRAFT**Discussion Guide****Instructions:**

As the children are settled into making their craft, ask them these questions to help them understand the craft's significance. Use the answers provided to guide the children's answers.

Discussion Questions

1. Where did our story take place? *In Capernaum.*
2. Who was looking for Jesus? Why? *A Roman centurion was looking for Jesus to heal his dying servant.*
3. What amazed Jesus about this centurion? Why? *He was amazed at his faith in Him to heal the dying servant by just giving the command. It showed he believed that Jesus had God's omnipotent power. He showed more faith than any of the Jews.*
4. What is Bible Truth that we are learning?
The LORD Is Omnipotent.
5. What does our craft have to do with our Bible Truth: The LORD Is Omnipotent?
The Roman centurion believed that Jesus had such complete power over sickness that He need only say the word and his servant would be healed.
6. What can our craft help us remember?
We can never have too much faith in God's power. He is omnipotent. There is no end to what He can do as part of His holy, perfect will.

TAKING IT TO OTHERS**Craft Presentation****Instructions:**

Have children hold up your model craft/their crafts. Choose five children (or you say) the five sections below to explain the craft's importance.

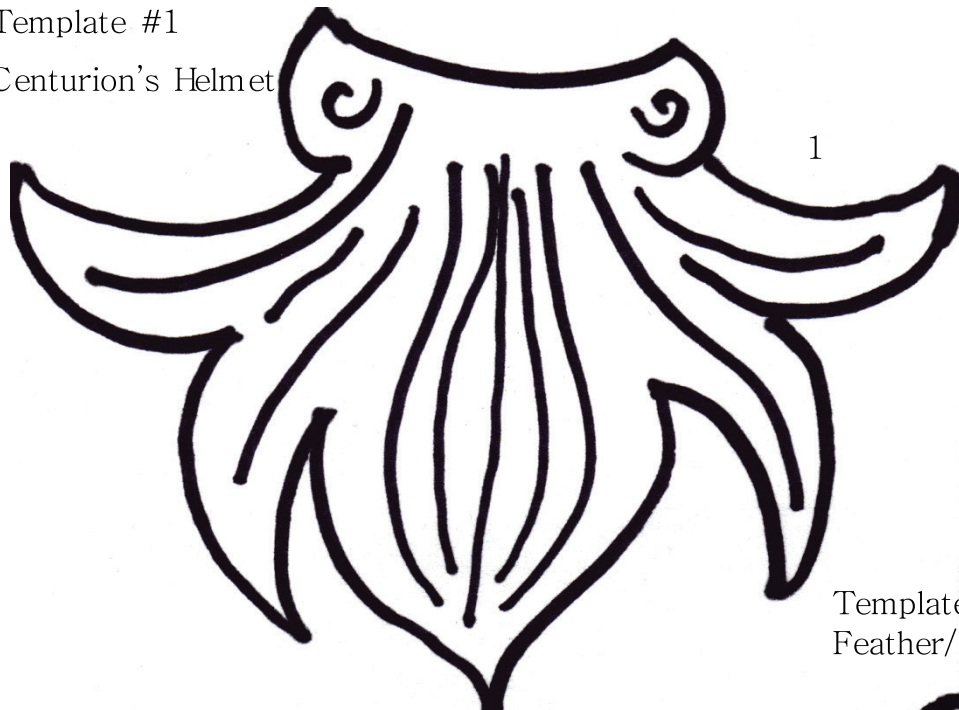
Presentation:

1. Our craft is: A Roman Centurion.
2. In Capernaum, Jesus was amazed at the words of a Roman centurion because he had such great faith in Him and His power.
3. Our Bible Truth is: The LORD Is Omnipotent.
4. The Roman centurion believed that Jesus had such complete power over sickness that He need only say the word and his servant would be healed.
5. Our craft can help us remember that we can never have too much faith in God's power. He is omnipotent. There is no end to what He can do as part of His holy, perfect will.

Note: Even non-readers can participate in presenting the craft, if you will whisper what they are to say in their ear and let them say it aloud for the others to hear.


Template #1

Centurion's Helmet



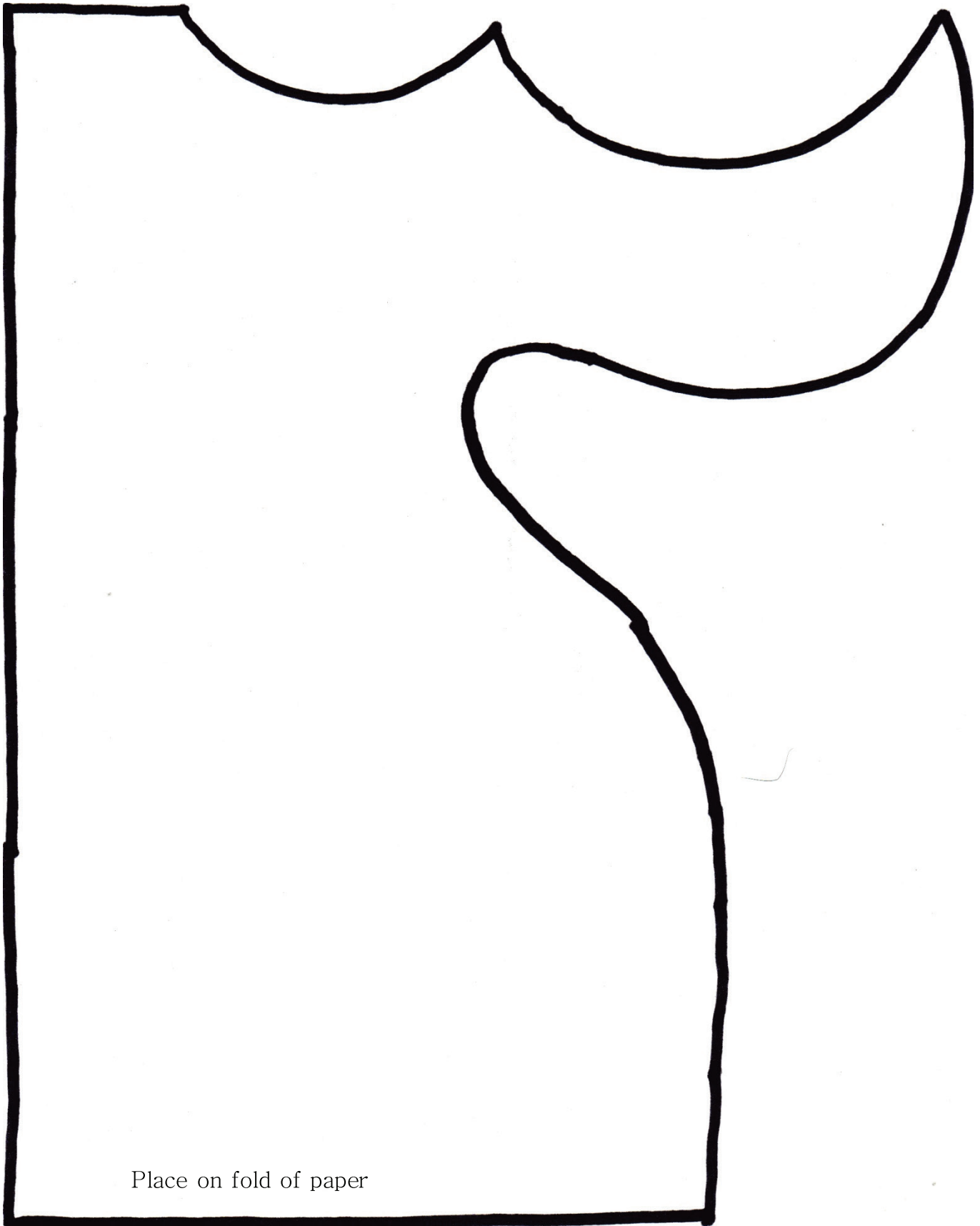
Template #2A Top
Feather/Flourish one side Cut

Template #2B Top
Feather/Flourish other side
Cut 1



Place on fold of paper

Template #1 Front headband
piece Cut 1



Place on fold of paper

Template #3 Back and Side
piece Cut 1

BEFORE CLASS:**1. PICK YOUR PERSON**

VIPPs can be anyone in your church! Typically, they fall into 6 categories: Church staff, Elders, Deacons/deaconesses, Special Volunteers (people who aren't paid, but spend a lot of time helping out in particular ways), Supported Workers (aka missionaries), and Church Members.

2. GATHER YOUR FACTS

Use the VIPP Information Sheet to write down the facts about your VIPP. The information on this worksheet is used in the VIPP activities, listed in the "Choose an Activity" section below.

DURING THE ACTIVITY:**1. INTRODUCE YOUR VIPP**

Introduce your VIPP to the children, using the VIPP Information Sheet. Fill in a set of VIPP Clue Cards with the information for your VIPP. If desired, you can even have the actual person come into class for the children to meet.

Need help describing what someone does for the church in a kid-friendly way? Check out the list of common VIPPs on the Praise Factory website in the PFI resources. There are lots of kid-friendly descriptions for common VIPP's, such as pastors, elders, deacons and a lot more.

2. PRAY!

Lead the children in praying for the VIPP. Ask the children if they would like to pray for one of the VIPPs prayer requests. Even non-readers can pray for the VIPP if you whisper the prayer request in their ear, then let them say it aloud. Never force a child to pray!

3. CHOOSE AN ACTIVITY

There are two activities you can use to help the children learn about the VIPP:

VIPP Clue Cards: These are nine coloring sheets in which children fill in the nine things they learn about the VIPP from the VIPP Information Sheet. Photocopy a set of each child. Use as few or as many of these Clue Cards as you desire.

VIPP Game: This is a game that uses a set of Clue Cards for one or two VIPPs.

Choose a VIPP and fill in his/her information on the VIPP Information Sheet. Fill in a set of VIPP Clue Cards with the information for your VIPP. Tell the children about the VIPP, having them fill in the VIPP Clue Cards with the key facts as they learn them. Write any words the children need to write on a white-board or other piece of paper so they can see how to spell them. Help younger children write these words on their clue cards. Ideas for how to tell the children about many common VIPPs are listed at praisefactory.org with the resources for this Bible Truth.

Optional TAKING IT TO OTHERS Activity: Introduce and Pray for the VIPP

If you are presenting the VIPP to other children or parents you can assign children to hold up the 10 clue cards and say what each card tells about the VIPP. (Or, you can have the children hold them up as you tell what each one means.) Then lead the children in praying for the VIPP.

Game: Hot and Cold Hide

Materials

Information Sheet for one VIPP
2 Set of Clue Cards
8 8.5" x 11" Manila Envelopes
Blindfold

Preparing the Game

1. Fill in one set of clue sheets for the VIPP you are using.
2. Tape the other (blank) set of Clue Cards to the outside of the manila envelopes.
3. Put the filled-in clue cards in the corresponding envelope.

Playing the Game

Reveal: Tell the children about the VIPP, showing them your filled-in clue cards as you tell about them.

Review: Choose one child to be "The Finder" and cover his eyes with the blindfold. Choose one of the Clue Card envelopes. Choose another child to be "The Hider". This child will hide the envelope somewhere in the room. When the clue is hidden, the Finder takes off his blindfold and begins to look for the envelope. The other children say "hot, cold, etc" as the child gets closer or further from the envelope to help the child find it. When the folder is found, the teacher (or the child) tells the Clue Card category. The other children try to remember what the VIPP's answer was. Open it up and see if they got it right. If they did, the Clue Card is retired. If not, it can be added back into the Clue Cards to be hidden.

VIPP INFORMATION SHEET

VIPP NAME:

WHAT VIPP LOOKS LIKE

Man or Woman? _____

Hair color? _____

Eye color? _____

FAVORITE ANIMAL

FAVORITE FOOD

FAVORITE FREE TIME ACTIVITY

WHAT VIPP DOES DURING WEEK

VIPP GROUP OF SERVICE:

Church Member

Deacon

Elder


Church Staff

Special Volunteer

Supported Worker
(Missionary)

3 WAYS VIPP SERVES CHURCH

3 WAYS TO PRAY FOR THE VIPP



BIBLE TRUTH 8 OVERVIEW

Unit 4: The God Who Reveals Himself

Big Question and Answer: "Can Anybody Tell Me What the LORD Is Like? He's Not Like Anyone Else!"

Bible Verse: "O LORD, there is no God like you." 1 King 8:23

Bible Truth 8 Concept: The LORD Is Faithful

Being faithful means doing what you promise you will do.

Many times people are not faithful to the promises they make to each other or to God. They do not do what they promised to do. But even though people are often unfaithful, God is always, completely faithful. He always keeps His promises, no matter what.

The Bible is full of God's many promises. He promises to forgive the sins of all turn away from their sins and trust in Jesus as their Savior. He promises to take care of them, to help them, and to only allow in their lives what will be for their good and His glory. He promises to work in their hearts so that they will love God and live for Him more and more. Best of all, God promises to bring these, His dearly-loved people, to live with Him in heaven to enjoy Him forever.

Because God is always completely faithful, His people can fully trust Him and all the promises He makes to them. Thinking about these promises gives them peace and joy for every day of their lives—no matter what happens.

Bible Truth 8 Bible Verse

Meditation Version: Psalm 145:13,18-19

"The Lord is faithful to all his promises and loving toward all He has made...The Lord is near to all who call on Him...in truth. He fulfills the desires of those who fear Him; He hears their cry and saves them."

Alternate Memory Version: Psalm 145:13

"The Lord is faithful to all his promises and loving toward all He has made."

Bible Truth 8 ACTS Prayer

- A** God, we praise You for being always faithful to Your people and all Your promises.
- C** God, we confess that many times we grumble against You and we worry. We do not believe You will keep Your promises. We need a Savior!
- T** Thank You, God for the way You have showed Your faithfulness to us even today. Thank You that You have let us hear of Your promises and encouraged us to trust in You. Thank You for Your faithfulness shown through Jesus, who long before we were even born, died to save sinners like us.
- S** God, Your promises tell us that You can make great changes in our hearts and our lives. Please, work in our hearts. Help us to turn away from our sins and trust in Jesus as our Savior. Help us to love You and live for You. Help us to trust in Your faithful care of us every day.

Bible Truth 8 Stories

Lesson 1: The Case of the Difficulty Destroyer (Old Testament)

Numbers 13:28-14:10; Joshua 1-4

Lesson 2: The Case of the Needy Kneeler (Story of the Saints)

Lesson 3: The Case of the Snake Shaker (New Testament)

Deuteronomy 4,5,27-30,34; Jeremiah 1-2,4,11,25,36-28; Romans 1:8-13

1. GETTING STARTED: Welcome and Opening Songs (*introduce unit and get kids moving with these songs*)

<p>Welcome</p>	<p>“Welcome to Praise Factory. We’re so glad you’ve joined us! Here at the PFI we are investigators. (That’s what the “I” stands for!) Investigators look for answers to questions. In PFI, we look for answers to big questions about God. We dig deep down in the truths of God’s Word to find them.”</p>
<p>Praise Factory Theme Song</p>	<p>“Let’s sing our Praise Factory Investigator’s theme song.”</p> <p>PFI: Praise Factory Investigators <i>PFI NIV Songs 4, Track 1</i></p> <p>We’re PFI: Praise Factory Investigators, Diggin’ deep down for truths in God’s Word, That’s PFI: Praise Factory Investigators, Diggin’ deep down for truths in God’s Word, We’re looking for answers to very big questions, Big questions about God, If you’re looking for answers to very big questions ‘bout God, come along, Join PFI: Praise Factory Investigators, Diggin’ deep down for truths in God’s Word, That’s PFI: Praise Factory Investigators, Diggin’ deep down for truths in God’s Word. Deep down, diggin’ down, Let’s go diggin’ down, Deep down, diggin’ down, ‘Til answers to all our Big Questions we’ve found. We’re PFI: Praise Factory Investigators, Diggin’ deep down for truths in God’s Word, That’s PFI: Praise Factory Investigators, Diggin’ deep down for truths in God’s Word.</p>
<p>Classroom Rules Song</p>	<p>An important part of Praise Factory is helping us worship God and love one another. Our WoGoLOA song reminds us how we should act. Let’s sing it.”</p> <p>WoGoLOA Rules Song <i>PFI NIV Songs 4, Track 2</i></p> <p>Refrain: WoGoLOA means “Worship God and love one another,” WoGoLOA means “Worship God and love one another.”</p> <p>WoGo means “Worship God.” Sound off, 1,2,3, Joyfully take part, Listen to others, Obey your teachers. (<i>Refrain</i>)</p> <p>LOA means “Love One Another.” Sound off, 1,2,3, Be kind, Be encouraging, Help others, help others. (<i>Refrain twice</i>)</p>

1. GETTING STARTED, continued

Opening Prayer	"Let's ask God to help us obey these rules, and to help us worship Him and love one another as we learn more about Him today. Let's pray." <i>Pray.</i>
Big Question Under Investigation:	"Now it's time to turn to today's Big Question Under Investigation . It's: Can Anybody Tell Me What the LORD Is Like?
Big Question 4 and Songs	<p>"There are many gods that people worship, but none are like the LORD. He is the one, true God. He's not like anyone else! He's always been alive--and He will never die. He's completely good and loving. He's all-powerful and all-wise. And that's just the beginning of what the LORD is like. He is so great! There will always be more of Him to know.</p> <p>So the answer to our Big Question, 'Can Anybody Tell Me What the LORD Is Like?' is: He's Not Like Anyone Else!</p>
	<p>"Let's sing our Big Question Song(s): <i>choose one or both</i></p>
	<p>Big Q & A 4 Song <i>PFI NIV Songs 4, Track 3</i> <i>(adapted version of "Have You Ever Seen a Lassie?")</i> Can anybody tell me, Tell me, tell me, Can anybody tell me, What the LORD is like? He's not like anyone else, Anyone else, anyone else, He's not like anyone else, That's what the LORD is like.</p>
	<p>Big Question 4 Song: Tell Me <i>PFI NIV Songs 4, Track 4</i> <i>Refrain:</i> Tell me, can anybody tell me, Tell me, what the LORD is like? Tell me, can anybody tell me, Tell me, what the LORD is like? He's not like anyone else, He's not like anyone else, He's not like anyone else, He's not like anyone else,</p>
	<p>He's Omniscient! <i>(He knows all things)</i> Omnipresent! <i>(He's everywhere you can be)</i> Omni-benevolent! <i>(He's always good!)</i> and Omnipotent! <i>(He can do all things!)</i> <i>Refrain</i></p>
	<p>He's Immutable! <i>(He never changes!)</i> He's Infallible! <i>(He makes no mistakes!)</i> He's Infinite! <i>(There's always more of Him to know!)</i> And purely Righteous! <i>(He has no sin! Not even a teeny, tiny speck!)</i> <i>Refrain</i></p>
	<p><i>You may also enjoy singing Inspector Graff's ABC's of God</i> <i>PFI NIV Songs 4, Track 5</i></p>

1. GETTING STARTED, continued**Unit 4
Bible Verse**

"How do I know this is true? The Bible tells me so!

1 Kings 8:23 tells us: "O LORD there is no God like you."

Big Question 4 Bible Verse Song*PFI NIV Songs 4, Track 6***O, O LORD: 1 Kings 8:23**

O, O LORD, there is no, no God like You,

O, O LORD, there is no God like You!

O, O LORD, there is no, no God like You,

O, O LORD, there is no God like You!

First Kings Eight, twenty-three.

"There may be many gods that people worship, but none is like the LORD. Why? Because He is the one, true God."

2. DIGGING DEEP DOWN: Key Concept and Story (*introduce the Bible Truth and tell the related story*)**Bible Truth 8**

"It's time for us to dig down deeper for answers to our Big Question. We're learning **NINE** Bible Truths that all tell us something about what the LORD is like. Can you tell me which ones we have already learned? (The LORD Is a Glorious Spirit; The LORD Is the Only, True God; the LORD is Everywhere, All the Time; the LORD Knows Everything There Is to Know; The LORD Is Three Persons, But Just One God--Father, Son and Holy Spirit; the LORD Is Holy; and the LORD Is Omnipotent.)

The Bible Truth we are going to be thinking about today is:

The LORD Is Faithful.

Being faithful means doing what you promise you will do.

Many times people are not faithful to the promises they make to each other or to God. They do not do what they promised to do. But even though people are often unfaithful, God is always, completely faithful. He always keeps His promises, no matter what.

The Bible is full of God's many promises. He promises to forgive the sins of all turn away from their sins and trust in Jesus as their Savior. He promises to take care of them, to help them, and to only allow in their lives what will be for their good and His glory. He promises to work in their hearts so that they will love God and live for Him more and more. Best of all, God promises to bring these, His dearly-loved people, to live with Him in heaven to enjoy Him forever.

Because God is always completely faithful, His people can fully trust Him and all the promises He makes to them. Thinking about these promises gives them peace and joy for every day of their lives—no matter what happens.

2. DIGGING DEEP DOWN, continued

<p>Bible Truth 8 Hymn</p>	<p>“Long ago, a woman named Caroline Sandell-Berg was thinking about this Bible truth, too. She wrote the words to a hymn called “Day by Day.” We’re going to learn a verse from it.</p> <p>Day by Day <i>PFI NIV Songs 4, Track 23</i></p> <p>Verse 1 Day by day and with each passing moment, Strength I find to meet my trials here; Trusting in my Father’s wise bestowment, I’ve no cause for worry or for fear. He whose heart is kind beyond all measure, Gives unto each day what He deems best, Lovingly, its part of pain and pleasure, Mingling toil with peace and rest.</p> <p>God’s people can testify to God’s faithfulness to take care of them, helping them and allowing only what is for their good and God’s glory, every hour of every day. He gives them strength to go through whatever trials (hard times) they must go through in their life. They may not like them. They may even wish they didn’t have to go through them. But, they know that the LORD is wise and powerful. And, if He has allowed them, then they are part of His wise bestowment (His perfectly good choices, even gifts) to them. They do not have to worry or fear. They can trust in their Heavenly Father who loves them so much. He is faithful to give them all they need in life, through all of life--the pleasure of each day and the pain of each day. Both peace and rest, and even one day. Perfect peace and rest with Him in heaven, forever.</p>
<p>Bible Truth 8 Bible Verse and Song</p>	<p>“The Bible verse we are going to be digging down into for this Bible Truth is:</p> <p>Psalms 145:13,18-19 “The Lord is faithful to all his promises and loving toward all He has made...The Lord is near to all who call on Him...in truth. He fulfills the desires of those who fear Him; He hears their cry and saves them.”</p> <p>God’s people are the people who fear Him. They know He promises to fulfill their desires with good things, that He hears their cries and will always save them. This is because they know that the LORD is always, completely faithful to all His promises.</p> <p>We’ve said our Bible verse, now let’s sing it!</p> <p>Faithful! He Is Faithful! <i>PFI NIV Songs 4, Track 24</i></p> <p>Faithful! He is faithful! The Lord is faithful to all His promises. Loving! He is loving! The Lord is loving toward all He has made. The Lord is near to all, To all who call on Him in truth. He fulfills the desires of those who fear Him, He hears their cries and saves them. Faithful! He is faithful! The Lord is faithful to all His promises. Loving! He is loving! The Lord is loving toward all He has made. Psalm One-forty-five, verses thirteen, eighteen, and nineteen.</p>

2. DIGGING DEEP DOWN, continued**LESSON 1 STORY****Old Testament Story:****The Case of the Difficulty Destroyer**

Numbers 13:28-14:10; Joshua 1-4

"Now it's time for today's story called: **The Case of the Difficulty Destroyer.**

As you listen to the story, see if you can figure out:

1. Who was the Difficulty Destroyer? What kinds of difficulties did he destroy?

2. What did he show by destroying all the difficulties?

(If desired, write these questions on a sheet of paper to refer to when the story is finished.)

Read story.

After reading story, ask for the children's answers to the questions.

1. Who was the Difficulty Destroyer? What kinds of difficulties did he destroy? The LORD. Every difficulty they faced! He freed the Israelites from their powerful enemies the Egyptians with amazing miracles. He had feed them with manna from heaven every day out in the wilderness. He even kept their sandals from falling apart over forty years!

2. What did he show by destroying all the difficulties? That He was always faithful. They could always trust Him, no matter how big the difficulties they faced.

Close in prayer. (prayer suggestions included at end of story)

LESSON 2 STORY**Story of the Saints:****The Case of the Needy Kneeler**

"Now it's time for today's story called: **The Case of the Needy Kneeler.**

As you listen to the story, see if you can figure out:

1. Who was the Kneeler? Why was he kneeling?

2. What did he need? What did he hope to show others by kneeling to get his needs met?

(If desired, write these questions on a sheet of paper to refer to when the story is finished.)

Read story.

After reading story, ask for the children's answers to the questions.

1. Who was the Kneeler? Why was he kneeling? George Mueller. He was praying.

2. What did he need? What did he hope to show others by kneeling to get his needs met? He needed many things, most of them related to providing for the orphans in the city of Bristol. He hoped to show that God is faithful to meet all our needs that others might put their faith in Him, too.

Close in prayer.

2. DIGGING DEEP DOWN, continued**LESSON 3****New Testament Story:****The Case of the Snake Shaker**Acts 27-28;
Romans 1:8-13

"Now it's time for today's story called: **The Case of the Snake Shaker.**

As you listen to the story, see if you can figure out:

- 1. Who was the Snake Shaker? Why did he shake the snake?**
- 2. What did everyone think would happen to him? Why did he know it wouldn't happen?**

(If desired, write these questions on a sheet of paper to refer to when the story is finished.)

Read story.

After reading story, ask for the children's answers to the questions.

- 1. Who was the Snake Shaker? Why did he shake the snake?**

Paul. It bit into him when he got firewood for the fire.

- 2. What did everyone think would happen to him? Why? Why did he know it wouldn't happen?** They thought he would die because the snake had a very poisonous bite. They believed the gods were punishing him for something bad he had done. Paul knew it would not kill him because God was unstoppably faithful and He had told Paul that he would go to Rome to appear before Caesar.

Close in prayer. (prayer suggestions included at end of story)

3. TAKING ACTION: Response Activities *(choose from among these activities)***Response Activities**

- **ACTS Prayer Activity:** Add your own prayer requests to the ACTS prayer
- **Sneaky Snack:** Story-related snack
- **Bible Truth Review Activity:** Game with questions related to the Bible Truth
- **Bible Truth Hymn:** Music activities to learn a portion of a Bible Truth-related hymn
- **Bible Verse Review Activity:** Game with questions related to Bible Truth Bible verse
- **Bible Verse Song:** Music activities to learn the Bible Verse song
- **Story Review Activity:** Game with questions related to the Bible Truth and Case
- **Case RePlay, Jr. and Sr.:** Two drama activities that review the story: one for younger children, one for older children.
- **Craft:** Story-related craft
- **VIPP (Very Important Prayer Person):** Game and a coloring activity to help children learn about people in your church and how to pray for them.

(VIP resources: found online or at back of this book)

Presenting to Other Children

If you split the children into different response activities, you can gather the children together again and have each small group make presentations to show the other children what they learned. Presentation ideas are included in the resources for each activity.

Presenting to Parents

If you keep your children together for response activities, you can have them make a presentation of something they have learned to their parents when they come to pick them up from class. Presentation ideas are included in the resources for each activity.

PFI Pronto

Give out the PFI Pronto for the case story as well as any other materials as the children are dismissed.

BIBLE TRUTH 8, LESSON 1: PLANNER/OVERVIEW

GETTING STARTED: Welcome and Opening Songs (*introduce unit and get kids moving with these songs*)

Welcome to Praise Factory: PFI: Praise Factory Investigators Theme Song *PFI NIV Songs 4 CD, Track 1*

Rules to Help Us Worship God and Love Others: WoGoLOA Classroom Rules Song
PFI NIV Songs 4 CD, Track 2

Big Question Under Investigation: Big Question 4 Songs *PFI NIV Songs 4 CD, Tracks 3,4*
(*Extra Song: Inspector Graff's Rap: The ABC's of God PFI NIV Songs 4, Track 5*)

Big Question Bible Verse: 1 Kings 8:23 Song *PFI NIV Songs 4 CD, Track 6*

DIGGING DEEP DOWN: Key Concept and Story (*introduce the Bible Truth and tell the related story*)

Bible Truth 8: The LORD Is Faithful

Bible Truth Hymn: Day by Day, v.1 *PFI NIV Songs 4, Track 23*

Bible Verse: Psalm 145:13,18-19

Bible Verse Song: Faithful! He Is Faithful! *PFI NIV Songs 4, Track 24*

Lesson 1 Old Testament: The Case of the Difficulty Destroyer
Numbers 13:28-14:10; Joshua 1-4

TAKING ACTION: Response Activities (*choose from among these activities*)

Snack and Discussion Planner: Food from the Promised Land, Stones from the River Jordan

ACTS Prayer: Prayer Sheet

Bible Truth Review: Discussion Questions and Game: Menagerie

Bible Truth Hymn: Day by Day, v.1 *PFI NIV Songs 4, Track 23*
Song, Sign Language and Song Game: Word Take Away **PFI NIV Songs 4 BOOK or ONLINE**

Bible Verse Review: Psalm 145:13,18-19 Discussion Sheet and Game: Rush to the Store

Bible Verse Song: Faithful! He Is Faithful! Psalm 145:13,18-19 *PFI NIV Songs 4, Track 24*
Song, Sign Language and Song Game: Big Voice, Little Voice **PFI NIV Songs 4 BOOK or ONLINE**

Story Review: Discussion Questions and Game: String Along

Case Replay, Jr: Drama Activity for Youngest Children (children do same story actions together)

Case Replay, Sr: Drama Activity for Most Children (children re-tell story with individual parts)

Craft: The Priests

VIPP (Very Important Prayer Person) Prayer Time: Coloring Sheets (back of book) & Game: Stop and Go

TAKING IT HOME: Take Home Sheet for Review and Family Devotions

PFI Pronto: Bible Truth 8, Lesson 1 **PFI NIV Prontos 4 BOOK or ONLINE**

The Case of the Difficulty Destroyer Numbers 13:28-14:10; Joshua 1-4

Our story is called:

The Case of the Difficulty Destroyer.

As you listen to the story, see if you can figure out:

1. Who was the Difficulty Destroyer? What kinds of difficulties did he destroy?
2. What did he show by destroying all the difficulties?

This story is an Old Testament story. It takes place about 1400 years before Jesus died on the cross and rose from the dead.

Kadesh Barnea was crammed with thousands of men, women, children, and their sheep and goats! These were the Israelites whom the LORD had freed from slavery in Egypt by amazing miracles, then brought them safely across the Sinai Desert to this oasis.

The people enjoyed the oasis' shady, date palm trees and the cool water of the underground streams, but they were restless for more. At the LORD's command, Moses had sent out twelve men—one from each tribe of Israel—to sneak into the Promised Land that lay not far to the north. The men were to check it out and bring back news of what they found. The people were eager to hear more about this "land flowing with milk and honey," as the LORD called it. How they longed to go there and get out of that hot, dry wilderness for good!

After six, long weeks, the spies returned with quite a report. "The land grows rich crops," the spies told. "But it's also filled with big, powerful people who live in big cities with high, strong walls."

The people didn't like the sound of this at all! How could they ever defeat enemies like this! They grumbled against Moses and Aaron. They even talked of getting rid of them and choosing new leaders to take them back to Egypt!

All the spies but two agreed with the people. Joshua and Caleb had faith in God. "Don't say these terrible things! Trust the LORD! He will be faithful to give us the promised land. He can easily defeat these enemies!" they urged. But the people refused to trust. They even thought about stoning Joshua and Caleb!

The LORD would not allow this. Suddenly the glory of the LORD appeared at the Tabernacle before all the Israelites. "How long will these people refuse to trust

in Me, in spite of all the miracles I've done! Because of their unending grumbles against Me, they will not get to enjoy the Promised Land. For forty years, they will wander out here in the wilderness until they have all died. Only Joshua and Caleb will survive. Their children, will be the ones I lead into the Promised Land," the LORD proclaimed. "These people will not enter in."

Oh, how the Israelites hated to hear this! They knew how faithful the LORD had been to them. "We have sinned," they said. "We will follow the LORD into the promised land now," they told Moses. But it's was too late. There would be no Promised Land for them.

Forty years passed. The Israelites spent it never more than a few days' walk from the Promised Land, but they never were allowed to enter it. All those thousands of adults grew old and died out in the wilderness. Finally Aaron and Moses died, too. Caleb and Joshua were the only old men left among all the young Israelites.

The LORD chose Joshua to be the Israelites' new leader. "Joshua, get the people ready. It's time to lead them into the Promised Land," the LORD told him. "I will give it all to you and no one will be able to stand up against you. Be strong and courageous. Don't be terrified. Don't be discouraged, for I, the LORD your God, will be with you wherever you go," the LORD promised. Joshua took the LORD at His word. He knew He would be faithful.

"Tell the people to get their supplies ready. Three days from now we will cross the Jordan River and take possession of the land the LORD is giving us," Joshua ordered the other leaders.

As the people prepared, Joshua sent two spies ahead of them into the Promised Land. They snuck into

Story-telling Tips

Ahead of time:

1. Read the Bible verses and story. Pray!
2. Create story cue cards on index cards (or highlight text).
3. Practice telling story dramatically, timing your presentation. Shorten, if necessary to fit your allotted time.
4. Decorate area with story props that help bring your story alive.

During your presentation:

1. Maintain as much eye contact as possible as you tell the story. Point to/use props at important points in the story. Include the kids in your story with a few questions about what they think will happen or words/concepts that might be new to them.
2. Watch the kids for signs that their attention span has been reached. Shorten, if necessary.

OLD TESTAMENT STORY**P.2**

Jericho and returned to Joshua with their report. "The LORD has surely given us the land! All the people have heard of His great deeds and are afraid," they told him.

What great news! The LORD indeed was with them! It was time to cross the Jordan River and step foot on the promised land at last.

On the banks of the Jordan River the people camped one last night. "Prepare your hearts before the LORD for tomorrow He will do amazing things among you," Joshua told them. "The priests will carry the Ark of the Covenant ahead of you. When they step foot in the waters of the river, The LORD will hold back the waters for you to cross on dry land, just like He did long ago when you crossed the Red Sea. The LORD will do this to show you that He is the living God and He is among you. You can count on Him to drive out the peoples before you." Joshua told them.

What an amazing promise! The Jordan was a swirling mass of rushing water that time of year.. It was over 10 feet deep and 300 feet wide! It could sweep the priests and the Ark downstream, never to be seen again. Would the Israelites trust in the LORD's faithfulness or would they doubt Him again?

This time, they chose to trust Him! The priests picked up the Ark of the Covenant and headed straight down to the banks of the Jordan. As soon as their feet touched the water's edge, the water from upstream stopped flowing. As the priests stood in the Middle of the dry river bed, the people crossed over into the Promised Land--forty thousand armed men and all their families!

When everyone had crossed, the LORD told Joshua, "Choose twelve men, one from each of the twelve tribes, to pick up twelve stones from where the priests are standing in the Jordan River and carry these with you into the Promised Land, then have the priests and the Ark come up out of the Jordan River, too."

Joshua and the people watched as the twelve men picked up and carried huge stones on their shoulders from the river bed and up the bank. The priests and the Ark followed behind them. As soon as everyone was out, the waters of the Jordan River whooshed back in place.

At Gilgal, Joshua took the twelve stones and set them up as a monument. "These stones will be a reminder of

the LORD's faithfulness to you. You and those after you will point to them and tell your children that this is where the LORD dried up the Jordan and lead the people of Israel across on dry ground," Joshua told the people. "The LORD did this so that the whole world might know that He is powerful and so that you might always worship and obey Him."

The LORD wanted not just the people of Israel, but everyone to know of His great faithfulness.

Cracking the Case:

It's time to answer our Case Questions.

1. Who was the Difficulty Destroyer? What kinds of difficulties did he destroy? The LORD. Every difficulty they faced! He freed the Israelites from their powerful enemies the Egyptians with amazing miracles. He had feed them with manna from heaven every day out in the wilderness. He even kept their sandals from falling apart over forty years!

2. What did he show by destroying all the difficulties? That He was always faithful. They could always trust Him, no matter how big the difficulties they faced.

Something For You and Me

Our Bible Truth is:

The LORD Is Faithful

Our Bible Verse is: Psalm 135:13,18,19

"The LORD is faithful to all his promises and loving toward all He has made...The LORD is near to all who call on Him...in truth. He fulfills the desires of those who fear Him; He hears their cry and saves them."

The very same God who went to no ends to show the Israelites His great faithfulness, is the same God who calls us to trust in Him. How much more of His faithfulness do we know now than even what those Israelites knew! Perhaps we have never seen Him suddenly stop the flow of a roaring river, but WE know God's amazing faithfulness to His promise to save all who confess their sins and call upon Him for salvation. We know that He kept that promise by sending His One and Only Son, Jesus, to live a perfect life and then offer it up on the cross as the one and only perfect sacrifice for their sins. And if that were not a great enough display of His faithfulness,

did you know that for all who do trust in Jesus for the forgiveness of their sins, not only does God promise to faithfully take care of them as His beloved people, but He also promises them that one day they will all enter His Promised Land, too. Not a land of milk and honey anywhere to be found in this world, like He gave the Israelites, long ago, but something far better. He will bring them to live in Heaven, itself, where God's people will get to live in perfectly wonderful fellowship with Him forever and ever, never to again know any pain or sin or any kind of evil.

Let's praise our completely faithful God. Let's ask Him to help us always to praise Him and never to stop trusting in His faithfulness to us; to quickly and joyfully obey Him, matter what we go through.

Close in prayer.

Closing ACTS Prayer

A God, we praise You for being so faithful to Your people.

C God, we confess that too many times we doubt and grumble against You, like the people of Israel.

T God, we thank You for continuing to be so faithful, even when Your people are unfaithful to You.

S God, we ask that You would work in our hearts that we might turn away from our sins and trust in Jesus as our Savior. Make us like Caleb and Joshua, who kept believing in Your faithfulness and Your power, even when everyone else doubted You.

Special Words

Canaan: The original name of the land where Israel is. This was the Promised Land the LORD gave to Abraham.

Tabernacle: The portable worship tent that God commanded the Israelites to make.

Ark of the Covenant: A special golden box with angels on top of it. It contained the Ten Commandments and a few other things. It was kept in the holiest part of the Tabernacle and then in the Temple. Prayers and offerings for the sins of the people were made at it by the high priest only.

Priest: A man from the tribe of Levi and the family of Moses' brother Aaron who served in the Tabernacle. He prayed for the people and led the people in their worship of the LORD.

Oasis: A large city to the east of Israel.

ACTS PRAYER ACTIVITY

Use this sheet to write down your ACTS Prayer

Instructions:

Use this sheet to help the children apply the Bible Truth into a prayer. You can use the ACTS provided or even better, have the kids think of their own applications. Also have the children add their personal requests to the prayer, too. Lead the children in the prayer or let them pray sections, with your help. Never force a child to pray! Non-readers can participate by you whispering a section of the prayer into their ear and allowing them to pray it aloud for the group.

ADORATION:

God, we praise You for being always faithful to Your people and all Your promises.

God, we praise You for being.....

Add your own Adorations:

CONFESSION:

God, we confess that many times we grumble against You and we worry. We do not believe You will keep Your promises. We need a Savior!

God, we have sinned against You....

Add your own Confessions:

THANKSGIVING:

Thank You, God for the way You have showed Your faithfulness to us even today. Thank You that You have let us hear of Your promises and encouraged us to trust in You. Thank You for Your faithfulness shown through Jesus, who long before we were even born, died to save sinners like us.

God, we thank You for...

Add your own Thanksgivings:

SUPPLICATION:

God, Your promises tell us that You can make great changes in our hearts and our lives. Please, work in our hearts. Help us to turn away from our sins and trust in Jesus as our Savior. Help us to love You and live for You.

God, we need Your help...

Add your own Supplication:

SNEAKY SNACK

Can you figure out how this snack ties in with our case?

Snack: Food from the Promised Land, Stones from the River Jordan

Fruit from the Promised Land, such as grapes, figs and pomegranates along with donut hole “stones” from the Jordan River bed.

This is only a suggestion. Feel free to modify. Be mindful of allergy issues among your children!

Case Tie-in: The people of Israel doubted the Lord’s faithfulness to them, even though He had destroyed every difficulty they faced. They saw the good food from the Promised Land, but feared He would not help them fight the giants. They wandered in the wilderness for forty years, until at last they all died off. The LORD parted the flooding River Jordan so they could cross over to the Promised Land on dry land. He commanded them to take 12 stones from the River Jordan and set them up as a reminder of what He had done for them. He was their living, faithful God, always able to take care of them.

SOUL FOOD

Food for thought during snack time

1. What does the snack have to do with the story?

Choose a few questions from the other activity discussion sheets to talk about during this snack time.

2.

3.

4.

5.

6.

7.

Directions: Read and discuss Bible Truth, using a FEW of the questions. Play game. Feel free to modify the game to fit your children.

The LORD Is Faithful

Being faithful means doing what you promise you will do.

Many times people are not faithful to the promises they make to each other or to God. They do not do what they promised to do. But even though people are often unfaithful, God is always, completely faithful. He always keeps His promises, no matter what.

The Bible is full of God's many promises. He promises to forgive the sins of all turn away from their sins and trust in Jesus as their Savior. He promises to take care of them, to help them, and to only allow in their lives what will be for their good and His glory. He promises to work in their hearts so that they will love God and live for Him more and more. Best of all, God promises to bring these, His dearly-loved people, to live with Him in heaven to enjoy Him forever.

Because God is always completely faithful, His people can fully trust Him and all the promises He makes to them. Thinking about these promises gives them peace and joy for every day of their lives—no matter what happens.

Understanding the Bible Truth

1. What does "faithful" mean? *Doing what you promise you will do.*
2. How is God's faithfulness different from ours? *Many times we are unfaithful, but God is always, completely faithful. He always keeps His promises, no matter what.*
3. Where can we find God's promises to His people? What kind of promises does He make to them? *The Bible. He promises to take care of them, to help them, to only allow in their lives what will be for their good and His glory; to work in their hearts so that they will love and live more and more like Jesus.*
4. What does God promise to do for all who turn away from their sins and trust in Jesus as their Savior? *To forgive their sins and make them His people.*
5. Where does God promise to bring His people one day? Why will that be best of all? *He promises to bring them to live with Him in heaven. That will be best of all because they will get to know and enjoy God fully there. There is no one more wonderful than God to know, and God's people will get to know and enjoy Him forever there!*
6. What can God's people do, because they know He is always, completely faithful? *They can fully trust Him and all the promises He makes to them. They can have peace and joy for every day of their lives—no matter what happens.*

Story Connection Questions

1. How does the case story point to the **Bible Truth: The LORD Is Faithful**? Why did the Israelites doubt the LORD's faithfulness to fulfill His promises to them? *They thought about their own strength and compared it to the strength of the peoples living in the Promised Land, instead of remembering the amazing ways the LORD took care of them in the past.*
2. How did the LORD show His faithfulness to the Israelites? *He sustained them through the Wilderness for 40 years and led them through the Jordan River on dry land.*

Bible Verse Connection Question

What does our Bible Truth have to do with our Bible Verse: **Psalm 145:13,18-19**

"The LORD is faithful to all his promises and loving toward all He has made...The LORD is near to all who call on Him...in truth. He fulfills the desires of those who fear Him; He hears their cry and saves them."

God's people are the people who fear Him. They know He promises to fulfill their desires with good things, that He hears their cries and will always save them. This is because they know that the LORD is always, completely faithful to all His promises.

Life Application Questions

1. What is something that God's people can do when they are worried, afraid, or faced with something very, very difficult?

They can think about God's promises to them to take care of them and help them. They can remember that He is always faithful and will only allow in their lives what will be for their good and His glory. They can think about how He has forgiven their sins and will take them to live with Him in heaven one day.

2. How can we become God's people for whom these promises are always true? *By turning from our sins and trusting in Jesus as our own Savior.*

ACTS Questions

1. What is something we can praise God for because of this Bible Truth?

Praise God for His never-ending faithfulness to keep His promises.

2. What are sins we can confess to God because of this Bible Truth?

Confess that many times we grumble against God and forget/do not trust in His perfect faithfulness.

3. What is something we can thank God for because of this Bible Truth?

Thank God for some of the many ways we saw His faithfulness this week.

4. What is something we can ask God for because of this Bible Truth?

We can ask Him to work in our hearts, helping us to turn away from our sins and trust in Jesus as our Savior. We can ask God to help us to always trust His faithfulness, even when it is very hard.

The Gospel

1. God has shown His great power to do good to His people and bring glory to His name through Jesus. What is the gospel?

God is the good Creator and King of the world. He made people to worship Him and live by His good laws. But we are all sinners who've rebelled against Him. We all deserve death--God's just, eternal punishment for our sins. How terrible! But God has good news for us. In His great mercy, God sent His Son, Jesus to earth as a man to save sinners. He lived the perfect life that pleases God. (He's the only one who's ever done that!) He offered it up to God His Father as the perfect sacrifice for sins when He suffered and died on the cross. Then, on the third day, Jesus rose from the dead in victory. He had fully paid for the sins of God's people, so they wouldn't have to! Now all who turn away from their sins and trust in Jesus as their Savior will receive forgiveness of sins and eternal life with God. They will be His very own special people who will know Him and enjoy Him forever. We can be God's people, too, if we turn from our sins and trust in Jesus as our own Savior.

Game: Menagerie

Materials

Small Bag/Bowl
Bible Truth Questions

Preparing the Game

1. Choose 20+ questions for your game from the Bible Truth Discussion Questions, or make up your own.
2. Write the Bible Truth questions on small thin strips of paper (or make a photocopy of the Bible Truth Discussion Questions and Simply cut them into strips) and put them in the bag/bowl.

Playing the Game

Divide the children into three or four teams, depending on how many children you have. Each group of children is given the name of an animal and is assigned a corner of the room. You are "It" and stand in the Middle of the room. When everyone is ready, give instructions to different groups of animals, such as "I want the bears to change places with the monkeys." The bears and monkeys when then run to change places. You, as It, will try to tag bears and monkeys. Choose a question from the bag to read to your caught animals. If they get it right, they are released to be back with their fellow animals. If not, they must wait until another, correct answer to be released.

Game continues as number of questions, time, and attention span allow.

Non-competitive Option

Do not exclude "caught" animals from the game, even if they get the answer wrong. Instead release them back to their fellow animals and put the question back in the bag for review again.

Optional TAKING IT TO OTHERS Activity: Quiz Questions

Have the children choose a few of the questions from the game to ask the parents/other children during TAKING IT TO OTHERS time. Help pre-readers by whispering the question in their ear and letting them ask it aloud to the parents/other children. Make sure you read the Bible verse aloud before you ask your questions.

Directions:

1. Write words to song in large print before class.
2. Play the song for the children, helping them follow along on the song sheet.
3. Discuss the song, using a few questions from the discussion sheet. *Don't use them all!*
4. Introduce sign language for key words of your choice from sign language sheet for your song. Use as few or as many as you think the children can learn.
5. Sing and sign the song. Sign language as well as large format lyrics and sheet music are found in the PFI Unit Songbook or online.
6. If desired, play the Song Game.

Optional TAKING IT TO OTHERS Activity: Presenting and Singing the Song

1. Sing and sign the song, encouraging the watching children/parents to join in.
2. Ask the class some of the questions listed below. The Bible Truth Connection Question is particularly good to help them understand how the song ties in with the Bible Truth.

Day by Day

Verse 1

Day by day and with each passing moment,
 Strength I find to meet my trials here;
 Trusting in my Father's wise bestowment,
 I've no cause for worry or for fear.
 He whose heart is kind beyond all measure,
 Gives unto each day what He deems best,
 Lovingly, its part of pain and pleasure,
 Mingling toil with peace and rest.

Listen to it on PFI NIV Songs 4, Track 23

Understanding the Song

1. What does "day by day and with each passing hour" mean? *Every hour of each day.*
2. What does the singer find "day by day and with each passing hour" to be true? *God gives him the strength he needs to meet his trials here.*
3. What are trials? *What kinds of trials might he be thinking about? Trials are difficult things that happen. Trials can be sickness, persecution, sad times, hard things we need to do, bad things that happen to us or others we love.*
4. What does "My Father's wise bestowment" mean and how does thinking about that help him during his trials? *The things God wisely chooses to allow to happen to him each day as one of His people, is what "My Father's wise bestowment means. Realizing that God only allows those things—hard or enjoyable—that He in His perfect wisdom chooses for him helps him to trust that the trials he must go through are best for him.*
5. What does "kind beyond all measure" mean? *God is kinder than anyone can imagine.*
6. How does knowing God is so kind keep him from worry and fear? *He knows that God only plans good for him, as one of His people, so he does not need to worry or fear anything that happens to him. One day he will see how God meant it to do good for him.*
7. How does the singer see God's faithfulness in how each day goes? *He knows that God will always be faithful to His promise to always give him the strength he needs for everything that happens to him. Whether it is "pain" (something hard) or "pleasure" (something enjoyable), "toil" (hard work) or "peace and rest," God will only allow what is for His people's good and for His own glory.*

Bible Truth Connection Question

1. How does this song relate to our Bible Truth: **The LORD Is Faithful?**
It praises God's faithfulness to take care of God's people. He will be faithful to help them and to allow only what is for their good and God's glory, every hour of every day.

Story Connection

1. How does this song relate to today's story? *When the Israelites heard the spies report about the peoples of the Promised Land, they only grumbled. They did not think that the LORD would be faithful to give them strength for the trials ahead, or that they were part of His "wise bestowment" for them. But 40 years later, their children did not fear the raging waters of the Jordan or the peoples of the Promised Land. They trusted in the LORD and believed that He would help them and only give them the perfect combination of "pain", "toil" and "pleasure", "peace and rest." He showed Himself completely faithful to them, even stopping up the Jordan River that they might walk through on dry land.*

Bible Verse Connection Question

1. What does this hymn have to do with our Bible Verse: **Bible Verse: Psalm 145:13,18-19:** "The LORD is faithful to all his promises and loving toward all He has made...The LORD is near to all who call on Him...in truth. He fulfills the desires of those who fear Him; He hears their cry and saves them."?

God's people know that God is faithful to all His promises. They do not have to fear about what comes each day because they know He has promised to always take care of them and to always use everything they go through for their good and His glory.

Life Application Questions

1. How can God's people be affected by the message of this song? *They can praise God for His perfectly wise bestowment of what is best for each of them each day. They can ask Him to help them to always trust in His faithfulness to always give them what they need each day.*

2. How can we become God's people? *By turning away from our sins and trusting in Jesus as our Savior.*

ACTS Questions

1. What is something we can praise God for from this hymn?

Praise God for His faithfulness to His people, every day, every hour.

2. What are sins we can confess to God from this hymn?

Confess that many times we grumble against the trials God has for us to go through, even though they might be for our good and His glory. We would rather not go through them at all. And, confess that many times we grumble that we are too weak to handle the hard things we have to go through instead of asking God to give us the strength to go through them.

3. What is something we can thank God for from this hymn?

We can thank God for being so faithful to His people. Every moment, every situation, they know He will give them strength to do what He wants them to do.

4. What is something we can ask God for from this hymn?

We can ask God to work in our hearts, helping us turn from our sins and trust in Jesus as our Savior. We can ask Him to give us the strength to go through whatever He wants us to go through. We can ask Him to always trust His faithfulness every day, even when it is very hard.

Gospel Question

1. God is faithful day by day, but we are not. We are all sinners who have disobeyed God and doubted His faithfulness. We all deserve His forever punishment for our sins. What hope has God given for people like us? What is the gospel?

God is the good Creator and King of the world. He made people to worship Him and live by His good laws. But we are all sinners who've rebelled against Him. We all deserve death--God's just, eternal punishment for our sins. How terrible! But God has good news for us. In His great mercy, God sent His Son, Jesus to earth as a man to save sinners. He lived the perfect life that pleases God. (He's the only one who's ever done that!) He offered it up to God His Father as the perfect sacrifice for sins when He suffered and died on the cross. Then, on the third day, Jesus rose from the dead in victory. He had fully paid for the sins of God's people, so they wouldn't have to! Now all who turn away from their sins and trust in Jesus as their Savior will receive forgiveness of sins and eternal life with God. They will be His very own special people who will know Him and enjoy Him forever. We can be God's people, too, if we turn from our sins and trust in Jesus as our own Savior.

Song Game: Word Take Away

Materials

Sign Language Signs and Song

White board and marker

Eraser

Preparing the Game

1. Write the words to the song on a white board.

Playing the Game

1. After children have learned the song and signs well, then tell the children that you are going to leave out words from the song (that you've learned signs for) and just do the sign in its place.

2. Have the children help you choose a word to take out. Erase the word from the board. Review the sign the for erased word.

3. Sing the song, trying to remember to NOT sing the word and do only the sign.

4. Continue to take out words until all of the words (with signs) have been taken out.

Game continues as number of questions, time, and attention span allow.

choose a FEW questions for discussion, then choose the game and/or music activity

Meditation Version: Psalm 145:13,18-19

"The Lord is faithful to all his promises and loving toward all He has made...The LORD is near to all who call on Him...in truth. He fulfills the desires of those who fear Him; He hears their cry and saves them."

Alternate Memory Version: Psalm 145:13

"The Lord is faithful to all his promises and loving toward all He has made."

Understanding the Bible Verse

1. What is the Lord faithful to? What does that mean? *He is faithful to all His promises, which means that He will always keep every promise He makes.*
2. Who is the Lord loving toward? *All He has made--which is everything.*
3. To whom is the Lord near? *All who call in Him in truth—all who cry out to Him in faith.*
4. What's a desire and whose desires does He fulfill? *A desire is something that we want. He fulfills the desires of those who fear Him.*
5. What does it mean to fear God? *It means to understand how great and holy God is and to want to honor Him with all your life, because you understand what He is like.*
6. How does God fulfill the desires of those who fear Him? *It doesn't mean that He always gives them just what they might first think is best. People who fear God know that He knows best and that even if they want something, God might not give them what they want b/c He knows better than they do. People who fear God desire most of all to have God glorified, even if that means they don't get something else that they think they want. They trust that He knows best how to fulfill their desires and that He always, only fulfill their desires in the best way.*

Bible Truth Connection Question

1. What does this verse have to do with the **Bible Truth: The Lord Is Faithful?**

God's people are the people who fear Him. They know He promises to fulfill their desires with good things, that He hears their cries and will always save them. This is because they know that the LORD is always, completely faithful to all His promises.

Story Connection Questions

1. What does this verse have to do with our story? *The Israelites many times struggled with doubting that the LORD would really fulfill their desires with good things and that He would save them when they cried out to Him. Perhaps that is because many of them did not really fear the LORD. They only wanted the good things He had promised them, if He gave them to them just as they wanted them. After 40 years in the Wilderness, the Israelite children grew up to fear the LORD. They were willing to trust that the LORD would save them even when crossing the raging Jordan River and fighting the fierce people of Jericho; and, that He was fulfilling their desires with good things by the things He had chosen for them to do.*

Life Application Questions

1. What happens when people who fear God cry out to Him? *He hears them and saves them.*
2. How do we show that we fear God? *By turning from our sins and trusting in Jesus as our own Savior.*

ACTS Questions

1. What is something we can praise God for from this Bible verse?

Praise God for His never-ending faithfulness to keep His promises. Praise Him for being so loving to all He has made.

2. What is something we can confess to God from this Bible verse?

Confess that many times we grumble against God and forget/do not trust in His perfect faithfulness. Many times we get upset with Him for not fulfilling our desires just the way we want them to be fulfilled or not as soon as we want Him to. We think we know better than He does. We need a Savior!

3. What is something we can thank God for from this Bible Verse?

We can thank God for being faithful to always hear the prayers and needs of His people and answer them. Thank Him for filling their desires with good things that He knows is best for them.

4. What is something we can ask God for from this Bible Verse? *Ask God to help us always trust His faithfulness, even when it is very hard. Ask Him to give us the desire to turn away from our sins and trust in Jesus as our Savior. Ask Him to fulfill that desire with His forgiveness. Ask Him to help us to trust Him to be faithful to all His promises.*

Gospel Question

1. God is faithful, but we are not. We are all sinners who have disobeyed God and doubted His faithfulness. We all deserve His forever punishment for our sins. What hope has God given for people like us? What is the gospel? *God is the good Creator and King of the world. He made people to worship Him and live by His good laws. But we are all sinners who've rebelled against Him. We all deserve death--God's just, eternal punishment for our sins. How terrible! But God has good news for us. In His great mercy, God sent His Son, Jesus to earth as a man to save sinners. He lived the perfect life that pleases God. (He's the only one who's ever done that!) He offered it up to God His Father as the perfect sacrifice for sins when He suffered and died on the cross. Then, on the third day, Jesus rose from the dead in victory. He had fully paid for the sins of God's people, so they wouldn't have to! Now all who turn away from their sins and trust in Jesus as their Savior will receive forgiveness of sins and eternal life with God. They will be His very own special people who will know Him and enjoy Him forever. We can be God's people, too, if we turn from our sins and trust in Jesus as our own Savior.*

Game: Rush to the Store

Materials

Bible verse written up in large print so that all can see

2 large pieces of paper or poster board

A toy shopping cart or shopping bag per team

Empty food or beverage containers such as milk cartons or cereal boxes—one for each word or group of words of the verse (no more than 10 per team)

Paper and marker

Bag or jar

Masking tape

Two tables

Preparing the Game

1. Make copy of the verse per team and cut it apart into as many parts as containers per team. Number this verse pieces in order and tape them to the containers.
2. Make a sign per team of the verse. If you have a lot of non- or early readers, write the verse in easy to read print, numbering each word/section that correspond to the sections on the cut-up version of the verse. If your children are all proficient readers, do not write the verse on the poster board, but simply draw lines and number them 1-10, corresponding to the 10 verse pieces.
3. Write down and cut out the numbers used on the verse pieces and put in a little bag or jar.
4. Use the masking tape to mark each team's home starting line.
5. Place each team's "groceries" in separate piles at the far end of the room with space between the two piles for the teacher to stand.

Learning the Verse

Some or all of your children may be non- or early readers. Teach the verse in sections, having them say it after you. Repeat a few times. Add clapping or other movement as they say it.

Directions

1. If desired, lead the children in a discussion of a **FEW** of the most important questions before beginning game.
2. Explain the game to them as follows:

WARNING: Limit the children to walking quickly if you have a slick floor.

Divide the children into two teams and have them line up at their home lines. Explain that the class will say the Bible verse together, then you will pick a number out of your bag. The first player of each team will rush to the store to find the grocery item with that number on it. Instead of money to pay for the grocery, a child says the memory verse to the teacher. Then they rush home with the item in their bag, this place it on their team's table of groceries. The whole class will say the verse again, the teacher will choose another number and the next two children will go find that item, etc. until all items have been purchased and retrieved. Then, the children will line up their groceries so that their verse is in the right order and say the verse together. If working with less confident readers, point out to them that they can use the sign you made and the numbers in the verse pieces as hints to help them line it up properly. The team then says the verse together. The first team to do so, wins.

Non-competitive Option

Don't split the children into teams. Have only one set of groceries. Have the children take turns retrieving the item and adding it to the class groceries on the table. Together they will work to put the verse together after collecting all the groceries.

Optional **TAKING IT TO OTHERS** Activity: Quiz Questions

Have the children choose a few of the questions from the game to ask the parents/other children during **TAKING IT TO OTHERS** time. Help pre-readers by whispering the question in their ear and letting them ask it aloud to the parents/other children. Make sure you read the Bible verse aloud before you ask your questions.

Directions:

1. Write words to song in large print before class.
2. Play the song for the children, helping them follow along on the song sheet.
3. Discuss the song, using a few questions from the discussion sheet. *Don't use them all!*
4. Introduce sign language for key words of your choice from sign language sheet for your song. Use as few or as many as you think the children can learn.
5. Sing and sign the song. Sign language as well as large format lyrics and sheet music are found in the PFI Unit Songbook or online.
6. If desired, play the Song Game.

Optional TAKING IT TO OTHERS Activity: Presenting and Singing the Song

1. Sing and sign the song, encouraging the watching children/parents to join in.
2. Ask the class some of the questions listed below. The Bible Truth Connection Question is particularly good to help them understand how the song ties in with the Bible Truth.

Faithful! He Is Faithful!

Faithful! He is faithful!
 The Lord is faithful to all His promises.
 Loving! He is loving!
 The Lord is loving toward all He has made.
 The Lord is near to all,
 To all who call on Him in truth.
 He fulfills the desires of those who fear Him,
 He hears their cries and saves them.
 Faithful! He is faithful!
 The Lord is faithful to all His promises.
 Loving! He is loving!

Listen to it on PFI NIV Songs 4, Track 24

Song Game: Big Voice, Little Voice**Materials**

Song
 Sign language signs used in the song printed out onto little cards
 Blindfold

Preparing the Game

None.

Playing the Game

1. Practice the song and signs until the children know them well. Then tell them: "Children, we are going to hide a sign language sign and see if one of you can find it... with a little help from the rest of us!"
2. Choose someone to be "It" and blindfold them. Choose another child to hide one of the sign language cards. When it's hidden, "It" can remove the blindfold and begin to look.
3. The rest of the children will sing the song in a louder voice when "It" gets closer to the hidden sign and quieter when "It" gets further from the sign.
4. When "It" finds the hidden clue, another "It" is chosen and play begins again.

Game continues as number of questions, time, and attention span allow.

Directions: Read and discuss Bible Truth, using a FEW of the questions. Play game. Feel free to modify the game to fit your children.

General Story Questions

1. Why were the Israelites so eagerly waiting for at Kadesh Barnea? *They were waiting the return of the 12 spies who went to Canaan.*
2. What did the 12 spies tell them about the land? *It was as good as the LORD had told them, but it was filled with lots of giant, fierce peoples.*
3. Why did Joshua, Caleb, Moses and Aaron all believe they could take the land, while no one else did? *They knew God would be faithful to His promise to give it to them.*
4. What punishment did the LORD give the Israelites for their unbelief and grumbling? *They would all wander in the Wilderness 40 more years until all the adults who grumbled died. Their children would inherit the land, instead of them.*
5. Who were the only old men among the Israelites, 40 years later? *Joshua and Caleb, the only men who did not grumble.*
6. What did the LORD tell Joshua to do? *Be strong and courageous. Have faith in Him.*
7. What was the Jordan River like, as the Israelites prepared to cross it? *At flood stage. Over 10 feet deep and 300 feet wide.*
8. What did the LORD command the priests to do? *Carry the Ark and step out into the Jordan River.*
9. What happened to the Jordan River when they stepped out into it? *It stopped flowing all the way back seventeen miles in Adam. It became dry ground for the priests to step upon.*
10. What miracle was the crossing of the Jordan River like? Why do you think the LORD chose to do this miracle? *The crossing of the Red Sea to escape the Egyptians. He wanted to encourage the Israelites that they could trust in His faithfulness. He was completely able to fulfill His promise to give them the Promised Land. They did not need to worry how.*
11. How many fighting men crossed the Jordan River? *40,000*
12. What did the LORD tell Joshua to do after all the people were on the other side of the Jordan? *Pick one man from each of the 12 tribes to gather a stone from the riverbed and place them together in a pile at Gilgal.*
13. What was the purpose of the pile of stones? *As a reminder that the Israelites could show their children of the miraculous way that the LORD brought them into the Promised Land.*

Bible Truth Connection Questions

1. What does this story have to do with our **Bible Truth: The LORD Is Faithful**? *The Israelites at first did not trust in the LORD's faithfulness to give them the Promised Land. They thought only about their own strength, not the LORD's strength to do what He promised. After 40 years, the children of the Israelites did choose to trust in the LORD's faithfulness. They believed He would bring them into the Promised Land and take care of them.*

Life Application Questions

1. How has God shown us even more of His faithfulness than even what the Israelites saw? *He has sent His Son Jesus to suffer and die as the perfect sacrifice for the sins of all who turn and trust in Him. He has shown us that He would be so faithful to His promises to save His people, that even though it cost the life of His One and Only Son, He would do it.*
2. What promises of God do His people look forward to Him faithfully fulfilling still? *To keep taking care of them each day; to bring them into heaven to live with Him forever when they die.*
3. How can we become one of God's people for whom these promises are true? *By turning from our sins and trusting in Jesus as our own Savior.*

Bible Verse Connection Question

1. What does the story have to do with our **Bible Verse: Psalm 145:13,18-19**: "The LORD is faithful to all his promises and loving toward all He has made...The LORD is near to all who call on Him...in truth. He fulfills the desires of those who fear Him; He hears their cry and saves them."?

The Israelites many times struggled with doubting that the LORD would really fulfill their desires with good things and that He would save them when they cried out to Him. Perhaps that is because many of them did not really fear the LORD. They only wanted the good things He had promised them, if He gave them to them just as they wanted them. After 40 years in the Wilderness, the Israelite children grew up to fear the LORD. They were willing to trust that the LORD would save them even when crossing the raging Jordan River and fighting the fierce people of Jericho; and, that He was fulfilling their desires with good things by the things He had chosen for them to do.

ACTS Questions

1. What's something we can praise God for from this story?

Praise God for being so very merciful, patient and faithful to such a very forgetful, faithless people, like the Israelites and like us!

2. What's something we can confess from this story?

Confess that many times we are doubters of God's faithfulness, just like the Israelites.

3. What's something we can thank God for from this story?

That time after time He continues to be faithful to His people, even when they are unfaithful.

4. What is something we can ask God for, from this story?

We can ask God to work in our hearts, helping us to turn from our sins and trust in Jesus as our Savior. We can ask Him to make us like Caleb and Joshua, who kept believing God would be faithful to them, even against such strong enemies.

The Gospel

1. We, like the people of Israel, are doubters of God's goodness and faithfulness. We are sinners who deserve God's forever punishment. But what hope has God given us through His Son, Jesus?

God is the good Creator and King of the world. He made people to worship Him and live by His good laws. But we are all sinners who've rebelled against Him. We all deserve death--God's just, eternal punishment for our sins. How terrible! But God has good news for us. In His great mercy, God sent His Son, Jesus to earth as a man to save sinners. He lived the perfect life that pleases God. (He's the only one who's ever done that!) He offered it up to God His Father as the perfect sacrifice for sins when He suffered and died on the cross. Then, on the third day, Jesus rose from the dead in victory. He had fully paid for the sins of God's people, so they wouldn't have to! Now all who turn away from their sins and trust in Jesus as their Savior will receive forgiveness of sins and eternal life with God. They will be His very own special people who will know Him and enjoy Him forever. We can be God's people, too, if we turn from our sins and trust in Jesus as our own Savior.

Game: String Along

Materials

- Ball of string
- Scissors
- A jar/bag big enough to fit all the string
- Masking tape
- Paper and marker
- 20+ Story Review Questions and other story review questions

Preparing the Game

1. Choose 20+ questions for your game from the Story Review Discussion Questions, or make up your own.
2. Cut various lengths of string and place them in the jar, mixed up so it is not easy to see how long they are.

Playing the Game

Divide the children into two teams and have them line up at the masking tape line. Read Team A a Story Review question. If they can correctly answer it, then the first child in line stands up and picks a piece of string from the bag/jar without looking. He holds up the string for every one to see. The leader places the piece of string at Team's A's line, but lets it point away from the group. If Team A does NOT correctly answer the question, the Team B can try to correctly answer it. If they do, then the first person in the Team B line gets to pick out a string instead of Team A. Next, it is Team B's turn. Continue as above. Each time a team gets a new piece of string, it is tied to the other strings. The goal is to see who can get the longest string by the end of the game.

Play continues as Story Review cards last; or, as time and attention span allow.

Non-competitive Option

Don't split into teams. Mark a length along the floor, wall, etc. Tell the children this is their target string length and they will work together to see how few questions it takes the group to reach the target length. Have the children take turns pulling out a piece of string to be added to the group as the leader reads a question. If the class gets the right answer, the piece of string is added onto the group's string. Continue until the target length is reached, noting how many pieces it took. Untie the string pieces, put them back in the jar and start again, seeing if they can reach the target length with less pieces the second time.

Optional TAKING IT TO OTHERS Activity: Quiz Questions

Have the children choose a few of the questions from the game to ask the parents/other children during TAKING IT TO OTHERS time. Help pre-readers by whispering the question in their ear and letting them ask it aloud to the parents/other children.

CASE REPLAY ACTIVITIES

Use this guide to review the Case Story and act it out for others to enjoy!

CASE REPLAY, JR: YOUNGEST CHILDREN

Description: The children will act out the story together, everyone doing the same action/sound effect at the same time. This activity is most suitable for kindergarteners.

Materials

The Case RePlay, Jr. script for younger children

Preparation

1. Read through the script and write in the blanks along the side possible actions/sound effects the children could do to act it out.

Instructions

1. Tell the children that they will be re-enacting the story together as you tell it.
2. As you read the script, lead the children in actions/sound effects to do with you.
3. If desired, you can read the script and stop at certain sentences and ask them what a good action/sound effect would be to act out what you just read.
4. Repeat the re-enactment one or two times more.

CASE REPLAY, SR: OLDER CHILDREN

Description: The children act out the story as a three-scene play. You will narrate it using the Case RePlay, Sr. script and they will act it out (no spoken words, for the most part), with each child assuming a different character's role. This activity is most suitable for first grade and up. You will review the story, then practice it a few times before performing it for others.

Materials

The Case RePlay, Sr. script
White board or other large format paper
Costumes and props

Preparation

1. Prepare for the play by choosing costumes and props for each character in the story. Decorate the area with any scenery props.
2. Write the words "Beginning," "Middle," "End" on a large piece of paper/whiteboard with plenty of space under each heading. You will use this paper to help the children think about the story as a three-scene play, as it is presented in the script.

Instructions

1. Tell the children that they will get to act out the story as a three-scene play, with a beginning, Middle and end section. Tell them that before they can act it out, they need to think it out. as you narrate it with your script.
2. Take the children's answers as they recount the story, helping them put key incidents in the right order.
3. If desired, when they have filled in their Beginning, Middle, End, read through your whole (real) script, so they hear exactly what you will have them act out.
4. Then tell the children that it's time to practice acting out the story.
5. Assign parts to each child. If you are using costumes, do NOT give them out at this point. They will be a distraction.
6. Have all the children sit on the floor or in chairs on one side of the "stage," then call the characters up in place as their part in the story comes.
7. As you read the script, guide the children in where you want them to move or do to act it out.
8. After going through the whole script once, give out any costumes and props and act out the script once or twice more.

Optional TAKING IT TO OTHERS Activity: Re-enacting the Story

Read the script as the children act out together (younger) or assuming different roles (older) as the other children or the parents watch.

CASE REPLAY, JR--YOUNGER KIDS (KINDERGARTEN) P.2

Welcome to our play! The name of our story is called: The Case of the Difficulty Destroyer.

This is an Old Testament story. It starts out in a place called Kadesh Barnea, an oasis to the south of Israel. It takes place about 1400 years before Jesus died on the cross and rose from the dead.

And now we present: "The Case of the Difficulty Destroyer."

Scene 1:

The thousands of Israelites and their flocks waited restlessly at Kadesh Barnea for signs of the twelve spies, sent out to look at the Promised Land. After forty days the spies return, carrying a huge cluster of grapes and other fruit. They report that the land was as good as the LORD had told them, but that there were lots of fierce people who live there. All the people except Caleb and Joshua think they cannot defeat these enemies and take the land. Caleb, Joshua, Aaron and Moses urge the people to trust the LORD to give them the land, but the others will not listen. They grumble and plan to stone them. They want to go back to Egypt. The LORD tells the people through Moses that because they grumbled and would not trust in Him, He would discipline them. They would continue to wander in the wilderness for forty more years, until everyone 20 years and older died in (except Joshua and Caleb). He would take their children, not them into the Promised Land. When the people heard this they tried to get the LORD to change His mind, but He would not.

Actions:

Scene 2:

Forty years pass. All the adults have died in the wilderness, except Joshua and Caleb, just as the LORD said would happen. The LORD makes Joshua the new leader of the people. He tells them to prepare the people to cross into the Promised Land in three days. Joshua sends out two spies to check out Jericho and the land around it. They report back to him good news: that the LORD was indeed given them the land! He had filled the people of Jericho with fear about them because of the mighty ways the LORD had cared for them and defeated their enemies. Joshua has the Israelites camp by the raging Jordan River for three days and then has them get ready to cross it.

Scene 3

Joshua orders the priests carrying the Ark of the Covenant to step out into the raging Jordan River. As they do, the LORD completely stops the water from flowing. The priests step out onto dry land and stand in the Middle of the riverbed. All 40,000 soldiers and the other Israelites cross the dry riverbed into the Promised Land. When everyone is across, the LORD has Joshua get twelve men—one from each tribe of Israel—to each get a stone from the dry riverbed. They take their stones and make a pile at Gilgal where the Israelites were going to camp those first nights in the Promised Land. The LORD tells them that the stone were to be a lasting memorial to His faithfulness to bring them into the Promised Land on dry ground that they are to tell their children about.

Bible Truth Tie-In:

The Bible Truth we are learning is: **The LORD Is Faithful.** While the Israelites at first did not trust in the LORD's faithfulness to give them the Promised Land, 40 years later, their children did. He even had them cross the Jordan River on dry land, as the first of many shows of His faithfulness to take care of them in the Promised Land.

CASE REPLAY, SR--OLDER KIDS (1ST GRADE AND UP) P.3

Welcome to our play! The name of our story is called: The Case of the Difficulty Destroyer.

This is an Old Testament story. It starts out in a place called Kadesh Barnea, an oasis to the south of Israel. It takes place about 1400 years before Jesus died on the cross and rose from the dead.

The characters in our story are: the people of Israel; Moses; twelve Israelites spies, including Joshua and Caleb; people of Canaan; two Israelites spies; people of Jericho; the priests; and, the twelve men who carry the stones out of the river bed.

And now we present: "The Case of the Difficulty Destroyer."

Scene 1: (Beginning)

The thousands of Israelites and their flocks waited restlessly at Kadesh Barnea for signs of the twelve spies, sent out to look at the Promised Land. After forty days the spies return, carrying a huge cluster of grapes and other fruit. They report that the land was as good as the LORD had told them, but that there were lots of fierce people who live there. All the people except Caleb and Joshua think they cannot defeat these enemies and take the land. Caleb, Joshua, Aaron and Moses urge the people to trust the LORD to give them the land, but the others will not listen. They grumble and plan to stone them. They want to go back to Egypt. The LORD tells the people through Moses that because they grumbled and would not trust in Him, He would discipline them. They would continue to wander in the wilderness for forty more years, until everyone 20 years and older died in (except Joshua and Caleb). He would take their children, not them into the Promised Land. When the people heard this they tried to get the LORD to change His mind, but He would not.

Scene 2: (Middle)

Forty years pass. All the adults have died in the wilderness, except Joshua and Caleb, just as the LORD said would happen. The LORD makes Joshua the new leader of the people. He tells them to prepare the people to cross into the Promised Land in three days. Joshua sends out two spies to check out Jericho and the land around it. They report back to him good news: that the LORD was indeed given them the land! He had filled the people of Jericho with fear about them because of the mighty ways the LORD had cared for them and defeated their enemies. Joshua has the Israelites camp by the raging Jordan River for three days and then has them get ready to cross it.

Scene 3: (End)

Joshua orders the priests carrying the Ark of the Covenant to step out into the raging Jordan River. As they do, the LORD completely stops the water from flowing. The priests step out onto dry land and stand in the Middle of the riverbed. All 40,000 soldiers and the other Israelites cross the dry riverbed into the Promised Land. When everyone is across, the LORD has Joshua get twelve men—one from each tribe of Israel—to each get a stone from the dry riverbed. They take their stones and make a pile at Gilgal where the Israelites were going to camp those first nights in the Promised Land. The LORD tells them that the stone were to be a lasting memorial to His faithfulness to bring them into the Promised Land on dry ground that they are to tell their children about.

Bible Truth Tie-In:

The Bible Truth we are learning is: **The LORD Is Faithful.** While the Israelites at first did not trust in the LORD's faithfulness to give them the Promised Land, 40 years later, their children did. He even had them cross the Jordan River on dry land, as the first of many shows of His faithfulness to take care of them in the Promised Land.

The Priests

Description

Children will make a priest's breastplate and (optional) hat.

Materials

Breastplate:

Either 12" x 36" piece of cheap white fabric per child OR 3 12" squares of white felt

5' of thin gold trim or ribbon OR glitter glue

12 craft jewels of various colors

Hat:

Paper chef's hat (purchased at kitchen shops) OR round, plastic ice cream tub

Large construction paper, blue and white

White paper

Glue Gun and glue sticks

Craft Glue

Markers

Stapler

Preparing the Craft

Breastplate, if using single piece of fabric:

1. Fold fabric in half to make a 12" x 18" doubled piece
2. Cut out as shown in Figure #1
3. Cut gold trim into 5 12" pieces per child.

Breastplate, if using felt pieces:

1. Cut 2 pieces 2" x 6" out of one of the felt pieces. These will be straps for the breastplate
2. Use the glue gun to attach the straps to ends of one side of each of the remaining felt pieces. (See Figure #2)
3. Cut gold trim into 5 12" pieces per child.

The Hat:

1. Cut blue construction paper into 2 1/2" x 18" strips, two per child
2. Cut white construction paper into 1 1/2" x 16" strips, one per child

Making the Craft

1. Show the sample of the craft you have made.

The Breastplate:

2. Have children glue the 5 pieces of trim into a grid shape. (Figure 3)
3. Glue the 12 jewels in each square of the grid. (Figure 3)

The Hat (Figure #4):

4. If using the chef's hat: Have children staple a strip of blue paper from the center front of the hat to the center back; and, from center side of one side of hat to center side of other side. Beginning and ending on the band of the hat, if using the chef's hat. If using the tub, use glue instead of stapler; and beginning and ending as close to the rim of the tub, if using the ice cream tub.
5. Write the words "Holy to the LORD" on the white strip of paper. Attach it to hat headband (or rim of tub) with stapler or glue in the back.

Making a Bible Truth Connection

Once the children have settled into their craft, use the Bible Truth- Craft Connection Sheet to lead discussion about the craft. Note that most of these questions echo the questions on the case board, providing a review of what the children learned earlier.

Optional TAKING IT TO OTHERS Activity: Craft Presentation

If you are presenting the craft to other children or parents the children can hold up their crafts (or your model craft) and read their Bible Truth Connection answers to explain the importance of the craft.

CASE CRAFT**Discussion Guide****Instructions:**

As the children are settled into making their craft, ask them these questions to help them understand the craft's significance. Use the answers provided to guide the children's answers.

Discussion Questions

1. Where did our story take place?

By the Jordan River.

2. What was remarkable about the Jordan River right then? The waters were really high and powerful. They were flood waters.

3. What did the LORD want the priests to do? How did the LORD display His faithfulness by having the priests do this?

He wanted them to step forward into the flood waters. When they did, the LORD stopped the waters and the priests stood on dry ground of the riverbed where the raging waters had been.

4. What is the Bible Truth that we are learning?

The LORD Is Faithful.

5. What does our craft have to do with our Bible Truth: The LORD Is Faithful?

The Israelites doubted the LORD's faithfulness to give them the Promised Land the first time He commanded them to go. Forty years later, they trusted Him and He dried up the Jordan River, showing them that He was both powerful enough and faithful enough to give them the Promised Land.

6. What can this craft help us remember?

Impossible-looking circumstances are times when God displays how great His faithfulness is to keep His promises to His people.

TAKING IT TO OTHERS**Craft Presentation****Instructions:**

Have children hold up your model craft/their crafts. Choose five children (or you say) the five sections below to explain the craft's importance.

Presentation:

1. Our craft is: The Priests

2. At the Jordan River, the LORD told Joshua to have the priests carry the Ark of the Covenant into the raging flood waters of the Jordan River to display His faithfulness to go before them into the Promised Land.

3. Bible Truth 8 is: The LORD Is Faithful.

4. The Israelites doubted the LORD's faithfulness to give them the Promised Land the first time He commanded them to go. Forty years later, they trusted Him and He dried up the Jordan River, showing them that He was both powerful enough and faithful enough to give them the Promised Land.

5. Our craft can help us remember that impossible-looking circumstances are times when God displays how great His faithfulness is to keep His promises to His people.

Note: Even non-readers can participate in presenting the craft, if you will whisper what they are to say in their ear and let them say it aloud for the others to hear.

Figure #1

18" side (double thickness)

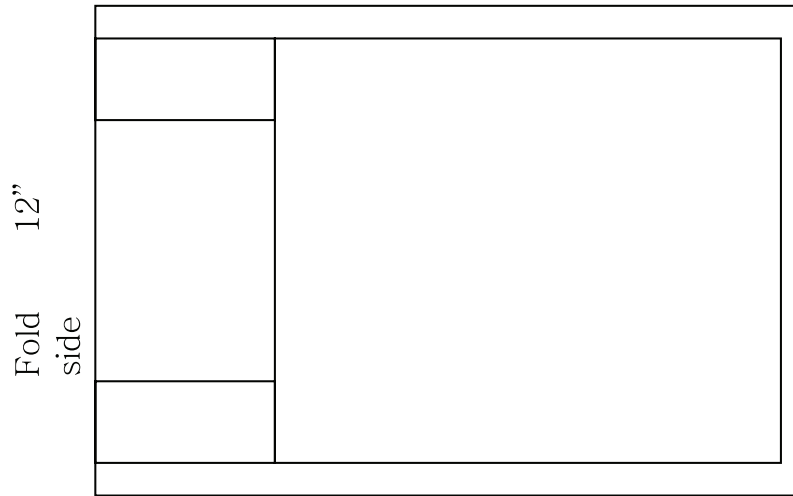


Figure #2

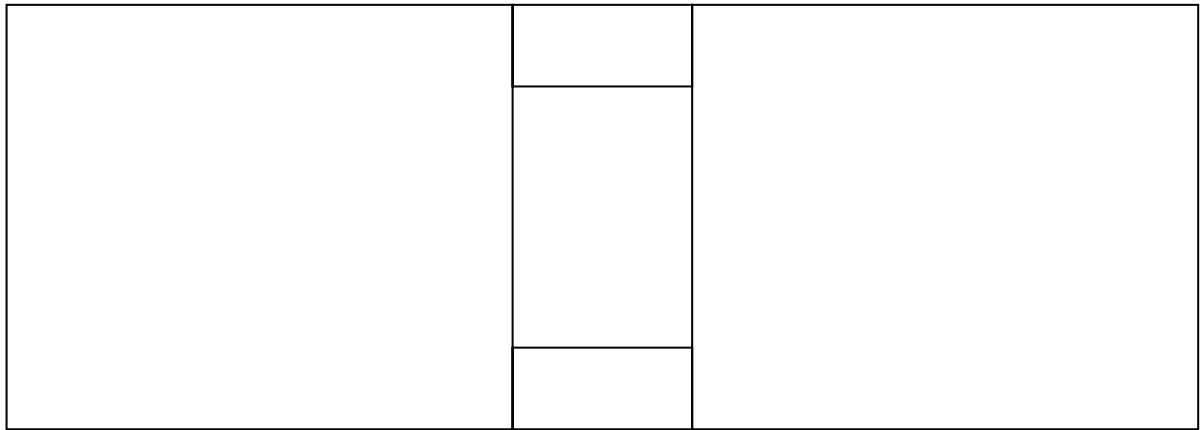


Figure #3


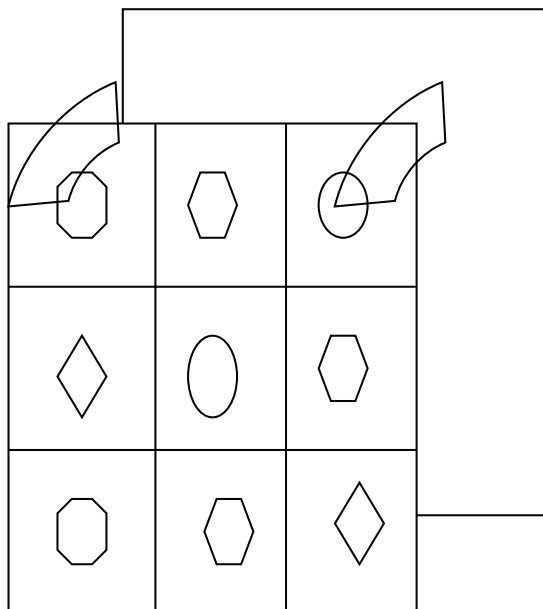


Figure #4

BEFORE CLASS:**1. PICK YOUR PERSON**

VIPPs can be anyone in your church! Typically, they fall into 6 categories: Church staff, Elders, Deacons/deaconesses, Special Volunteers (people who aren't paid, but spend a lot of time helping out in particular ways), Supported Workers (aka missionaries), and Church Members.

2. GATHER YOUR FACTS

Use the VIPP Information Sheet to write down the facts about your VIPP. The information on this worksheet is used in the VIPP activities, listed in the "Choose an Activity" section below.

DURING THE ACTIVITY:**1. INTRODUCE YOUR VIPP**

Introduce your VIPP to the children, using the VIPP Information Sheet. Fill in a set of VIPP Clue Cards with the information for your VIPP. If desired, you can even have the actual person come into class for the children to meet.

Need help describing what someone does for the church in a kid-friendly way? Check out the list of common VIPPs on the Praise Factory website in the PFI resources. There are lots of kid-friendly descriptions for common VIPP's, such as pastors, elders, deacons and a lot more.

2. PRAY!

Lead the children in praying for the VIPP. Ask the children if they would like to pray for one of the VIPPs prayer requests. Even non-readers can pray for the VIPP if you whisper the prayer request in their ear, then let them say it aloud. Never force a child to pray!

3. CHOOSE AN ACTIVITY

There are two activities you can use to help the children learn about the VIPP:

VIPP Clue Cards: These are nine coloring sheets in which children fill in the nine things they learn about the VIPP from the VIPP Information Sheet. Photocopy a set of each child. Use as few or as many of these Clue Cards as you desire.

VIPP Game: This is a game that uses a set of Clue Cards for one or two VIPPs.

Choose a VIPP and fill in his/her information on the VIPP Information Sheet. Fill in a set of VIPP Clue Cards with the information for your VIPP. Tell the children about the VIPP, having them fill in the VIPP Clue Cards with the key facts as they learn them. Write any words the children need to write on a white-board or other piece of paper so they can see how to spell them. Help younger children write these words on their clue cards. Ideas for how to tell the children about many common VIPPs are listed at praisefactory.org with the resources for this Bible Truth.

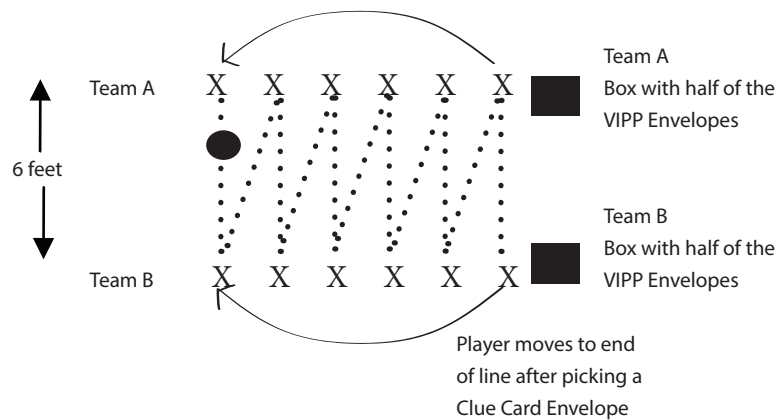
Optional TAKING IT TO OTHERS Activity: Introduce and Pray for the VIPP

If you are presenting the VIPP to other children or parents you can assign children to hold up the 10 clue cards and say what each card tells about the VIPP. (Or, you can have the children hold them up as you tell what each one means.) Then lead the children in praying for the VIPP.

Game: Ball Roll Review

Materials

Information Sheet for one VIPP
 2 Set of Clue Cards
 Ball
 8 8.5" x 11" Manila Envelopes
 Tape
 Pen and Markers
 2 Boxes



Preparing the Game

1. Fill in one set of clue sheets for the VIPP you are using.
2. Tape the other (blank) set of Clue Cards to the outside of the manila envelopes.
3. Put the filled-in clue cards in the corresponding envelope.
4. Put half the Clue Card Envelopes in one box and the other half in the other box. These are the Team A and Team B Boxes.

Playing the Game

Reveal: Tell the children about the VIPP, showing them your filled-in clue cards as you tell about them.

Review: Have the children break into two even groups and sit down on the floor facing each other, with about a 6' spread between the 2 lines (see diagram above). For Round 1, Give the ball to the first child in Team A and have them roll it across to the child on Team B directly across from them. Then, that Team B child rolls it back across to the next child on Team A, etc. all the way down the line to the last child on Team B. The last child to get the ball will then pick a Clue Card envelope out of their team's box. They (or the teacher) will tell the group and the Clue Card category by looking at the picture of the Clue Card on the outside of the envelope. Have the children try to remember the VIPP's answer to the category. If the class gets it right, the category is "retired". If they get it wrong, then it gets put back in the pile of category envelopes. The child who picked the Clue Card, then takes their place at the other end of the line. They begin Round 2 by rolling the ball to the first person on Team A, etc. This time, the ball will end up with the last child in the Team A line. ending with the last child in the other line, who gets up and chooses a clue from their Clue Card box. Continue until all the clues have been chosen/answered correctly.

VIPP INFORMATION SHEET

VIPP NAME:

WHAT VIPP LOOKS LIKE

Man or Woman? _____

Hair color? _____

Eye color? _____

FAVORITE ANIMAL

FAVORITE FOOD

FAVORITE FREE TIME ACTIVITY

WHAT VIPP DOES DURING WEEK

VIPP GROUP OF SERVICE:

Church Member

Deacon

Elder

Church Staff

Special Volunteer

Supported Worker
(Missionary)

3 WAYS VIPP SERVES CHURCH

3 WAYS TO PRAY FOR THE VIPP

BIBLE TRUTH 8, LESSON 2: PLANNER/OVERVIEW

GETTING STARTED: Welcome and Opening Songs (*introduce unit and get kids moving with these songs*)

Welcome to Praise Factory: PFI: Praise Factory Investigators Theme Song *PFI NIV Songs 4 CD, Track 1*

Rules to Help Us Worship God and Love Others: WoGoLOA Classroom Rules Song
PFI NIV Songs 4 CD, Track 2

Big Question Under Investigation: Big Question 4 Songs *PFI NIV Songs 4 CD, Tracks 3,4*
(*Extra Song: Inspector Graff's Rap: The ABC's of God PFI NIV Songs 4, Track 5*)

Big Question Bible Verse: 1 Kings 8:23 Song *PFI NIV Songs 4 CD, Track 6*

DIGGING DEEP DOWN: Key Concept and Story (*introduce the Bible Truth and tell the related story*)

Bible Truth 8: The LORD Is Faithful

Bible Truth Hymn: Day by Day, v.1 *PFI NIV Songs 4, Track 23*

Bible Verse: Psalm 145:13,18-19

Bible Verse Song: Faithful! He Is Faithful! *PFI NIV Songs 4, Track 24*

Lesson 2 Story of the Saints: The Case of the Needy Kneeler

TAKING ACTION: Response Activities (*choose from among these activities*)

Snack and Discussion Planner: The Heavenly Father's Food for the Orphans

ACTS Prayer: Prayer Sheet

Bible Truth Review: Discussion Questions and Game: Inspecting the Troops

Bible Truth Hymn: Day by Day, v.1 *PFI NIV Songs 4, Track 23*
Song, Sign Language and Song Game: Sign It, Say It, What Does It Mean? **PFI NIV Songs 4 BOOK or ONLINE**

Bible Verse Review: Psalm 145:13,18-19 Discussion Sheet and Game: Paper Boot Shuffle

Bible Verse Song: Faithful! He Is Faithful! Psalm 145:13,18-19 *PFI NIV Songs 4, Track 24*
Song, Sign Language and Song Game: Pass the Secret Sign **PFI NIV Songs 4 BOOK or ONLINE**

Story Review: Discussion Questions and Game: People Pins

Case Replay, Jr: Drama Activity for Youngest Children (children do same story actions together)

Case Replay, Sr: Drama Activity for Most Children (children re-tell story with individual parts)

Craft: The Food that Wasn't Yet On Their Plates

VIPP (Very Important Prayer Person) Prayer Time: Coloring Sheets (back of book) & Game: Over, Under & Throw

TAKING IT HOME: Take Home Sheet for Review and Family Devotions

PFI Pronto: Bible Truth 8, Lesson 2 **PFI NIV Prontos 4 BOOK or ONLINE**

The Case of the Needy Kneeler

by Connie Dever

Our story is called:**The Case of the Needy Kneeler.****As you listen to the story, see if you can figure out:**

1. Who was the Kneeler? Why was he kneeling?
2. What did he need? What did he hope to show others by kneeling to get his needs met?

This story doesn't take place in Bible times. It takes place in the 1830's, in Bristol, England.

In a dark room, lit only by candle and the glow of his fire, George Muller sat at his desk and wrote in his journal. "The number of poor at the door of the church hoping for bread keeps growing," he wrote. "Today there were sixty to eighty people. Our neighbors are getting annoyed at all the beggars standing around in the streets. Sadly, we have no choice but to send these needy people away! How I long to help them all, especially the parent-less children. With yellow fever and cholera killing so many, there are a growing number of children are left with no parents to care for them or feed them. Cold, lonely, and hungry, they walk the streets looking for someone to help them."

"Some of these children are taken to the poor houses, where they at least have a roof over their head, clothes and food. But that's little comfort. Bad men go and tempt these children to rob and do other bad things. They go from bad to worse. I want something better for these children! I want to give them a place where they can be taken care of and they can go to school. Most of all, I want them to grow up hearing God's Word. I want them to know that God is the living God who will not forsake His people, even in the hardest times. He is the faithful, prayer-answering God. I will pray and ask God what I can do for these children," George wrote.

And pray George did—for hours at a time. If there was one thing that George knew, it was that God was faithful. He would be faithful to hear his prayers on behalf of these children. And faithful to help George do whatever He would have him do, no matter how big it was.

Before long, George's prayers were answered. "I believe it's time to start the orphanage," he wrote in his journal on another night, "It's time to start asking God to give us the building, the people and the things we need. Right now, I only have fifty cents in my pocket!

It will take thousands of dollars to get everything we need," he wrote.

George was right. An orphanage was a very expensive thing to start and to keep running. He would need a building big enough for schoolrooms, as well as space for the children to sleep and eat. Each child would need clothing and a bed. The schoolrooms would need desks, books and writing supplies. The teachers and helpers would need to be paid. And of course, everyone would need to eat.

Many people wouldn't even dare to dream this big, let alone pray this big. But not George Mueller. He knew the Lord was faithful to answer even big prayers. He knelt down and began to pray through the list, item by item. "And Lord, don't just provide these things, but do it in a way that shows everyone how faithful You are," George prayed.

Before long, George's prayers were answered again. Many Christians heard about George's orphanage and began to give "Here is two hundred dollars for your orphanage" said one very poor woman who only made a few dollars a week sewing clothes. "My father died and left this money. I want you to have it. They need it more than I. The Lord will take care of me."

"We have come to serve at your orphanage however we can and we don't want you to pay us. We will help you for free," one woman and her brother said. "We also want to give us all of the furniture and kitchen things in our house to your orphanage."

Blankets, fabric, dishes, clothes, furniture, even a house, were offered. Poor people gave George their pennies. Richer people, gave him their dollars. Soon,

Story-telling Tips

Ahead of time:

1. Read the Bible verses and story. Pray!
2. Create story cue cards on index cards (or highlight text).
3. Practice telling story dramatically, timing your presentation. Shorten, if necessary to fit your allotted time.
4. Decorate area with story props that help bring your story alive.

During your presentation:

1. Maintain as much eye contact as possible as you tell the story. Point to/use props at important points in the story. Include the kids in your story with a few questions about what they think will happen or words/concepts that might be new to them.
2. Watch the kids for signs that their attention span has been reached. Shorten, if necessary.

thirty orphans had a home at George's orphan house.

How different was life for George's orphans than what the poor house or the streets of Bristol offered! Each night they would put on pajamas and sleep in soft, warm beds. Each morning at six they would get up early and put on nice clothes. Every boy got three shirts, three pairs of corduroy pants, a navy-blue jacket, and a nice-looking cap. Every girl got three, navy blue, cotton dresses, a shawl and a bonnet tied with a pretty ribbon.

After getting dressed, it was off to the dining hall for a good breakfast of steaming hot oatmeal or some other hearty food before a day full of activity. At eight o'clock there was a Bible reading and a time of prayer, followed by school. In the afternoon, the children had all sorts of duties. The boys learned to knit and darn socks, make beds, clean shoes, scrub rooms, work in the garden and run errands. The girls helped with the cooking, the laundry and cleaning the houses.

At dinner time the children enjoyed meat, soup, or rice with raisins, along with lots of fresh fruit and milk. With every meal there was bread. They called the bread "toke"--short for "token of the Lord's love", in honor of the prayer they said at each meal: "We thank Thee, Lord, for these tokens of thy love!" These children knew that each meal truly was the gift of the Lord, the faithful God.

In the evenings before bed, guests would often come in and tell the children special stories about their lives and about Jesus. They would close with prayers, then the children would be off to bed.

Everyone loved it when there were special celebration days. Like Papa Muller's (as the children called George) birthday, when everyone enjoyed birthday cake and a piece of an enormous, steaming hot apple dumpling. Or Christmas, when everyone would help decorate Christmas trees, sing carols, and give presents, perhaps much like your family does.

When boys were fourteen, they were apprenticed by local tradesmen to learn how to make a living, such as a blacksmith, a carpenter or a teacher. Girls stayed until they were seventeen and then found good jobs as housemaids, nurses or teachers. No one left the orphanage without somewhere good to go next. As they left, Papa George prayed for them and gave them some

new clothes, some money and a Bible.

Yes, life in Papa Muller's orphan houses was much better than the poor houses and streets of Bristol. How well they were cared for! But as Edith Larby, one of Papa Muller's orphans said, "The greatest thing that I was given at the Orphan House was getting to hear about the Lord Jesus. I put all I learned about Him in my heart and one day I gave that heart to Him, and I have never regretted it."

Edith and the others didn't just learn about the Lord Jesus from they read in the Bible or heard from their teachers. They learned about Him in every day life, as they saw His faithfulness to provide for their needs in amazing ways. One morning the plates and cups and bowls on the table were empty. There was no food in the pantry, and no money to buy food. The children were standing waiting for their morning meal, when Papa Muller said, "Children, you know we must be in time for school." Lifting his hands in prayer he said, "Dear Father, we thank You for what You are going to give us to eat."

Just then, there was a knock on the door. The baker stood there, and said, "Mr. Muller, I couldn't sleep last night. Somehow I felt you didn't have bread for breakfast and the Lord wanted me to send you some. So I got up at two a.m. and baked some fresh bread, and have brought it." Mueller thanked the man. No sooner had this [occurred] when there was a second knock at the door. It was the milkman. He announced that his milk cart had broken down right in front of the orphanage, and he would like to give the children his cans of fresh milk so he could empty his wagon and repair it.

God regularly showed His faithfulness in these wonderful ways since was almost always some great need at George's Orphan House. And as the children saw the Lord meet their needs each time, George's greatest prayer was answered: that the Lord use their daily needs to show the children and everyone else that He is the living God. He does not forsake, even in hard times, those who rely on Him. He is the faithful, prayer-answering God. They could count on Him to take care of them, even after they left the orphanage. They learned to get down on their knees pray for each and every thing they needed, then wait upon their faithful Lord to provide.

And provide the Lord most certainly did! By the time George died, at the age of ninety-two, the Lord had richly answered all his prayers for the orphans of Bristol. He had made George, “Papa Muller” to over 18,000 orphans and given him more than three million dollars to provide for their needs. Best of all, thousands of these orphans saw the faithfulness of the Lord to meet their every need and turned in faith to believe in Him as their Lord and Savior, just as George had hoped and prayed that they would.

Cracking the Case:

It’s time to answer our Case Questions.

1. Who was the Kneeler? Why was he kneeling? George Mueller. He was praying.

2. What did he need? What did he hope to show others by kneeling to get his needs met? He needed many things, most of them related to providing for the orphans in the city of Bristol. He hoped to show that God is faithful to meet all our needs that others might put their faith in Him, too.

Something For You and Me

Our Bible Truth is:
The LORD Is Faithful

Our Bible Verse is: Psalm 135:13,18,19

“The LORD is faithful to all his promises and loving toward all He has made...The LORD is near to all who call on Him...in truth. He fulfills the desires of those who fear Him; He hears their cry and saves them.”

George Mueller was a man who depended each day upon the faithfulness of the Lord, the living God, to fully provide for him and thousands of others. He thought of every hard time as an opportunity to display God’s faithfulness. How very faithful the Lord showed Himself to be! He never disappointed George or the orphans. He always provided for their needs.

What about you and me? What is our greatest need? To be saved from our sins. The Lord promises that all who turn away from their sins and trust in Jesus as their Savior will be saved. And if the Lord promises to take care of this biggest need of ours, will He not also be faithful to take care of His people in every other time? In

hard times, in scary times, when we don’t know what to do or where the help we need might come from? God’s people can trust that the Lord will be faithful to take care of all those needs, too.

Let’s praise Him for being so completely faithful to His people. Let’s ask Him to help us see each difficulty we face as an opportunity to display His faithfulness to others around us that they might turn and believe in Him, too.

Close in prayer.

Closing ACTS Prayer

A God, we praise You for being so faithful to Your people every single day.

C God, we confess that many times we doubt Your faithfulness. We don’t even ask You for things that seem too difficult to answer.

T God, we thank You that You continue to be faithful to Your people, even when they doubt You. There is never a time when they will not find You faithful to them.

S God, we ask that You would work in our hearts that we might turn away from our sins and trust in Jesus as our Savior. Give us faith in You, like George Mueller, to keep on asking for even impossible-looking things that will bring You glory.

Special Words

Orphan: A child whose mother and father have died and they have no one to take care of them.

Beggar: A person who asks them to give them food, money or help, because they have no way to care for themselves.

Bonnet: A woman’s hat that ties under the chin.

ACTS PRAYER ACTIVITY

Use this sheet to write down your ACTS Prayer

Instructions:

Use this sheet to help the children apply the Bible Truth into a prayer. You can use the ACTS provided or even better, have the kids think of their own applications. Also have the children add their personal requests to the prayer, too. Lead the children in the prayer or let them pray sections, with your help. Never force a child to pray! Non-readers can participate by you whispering a section of the prayer into their ear and allowing them to pray it aloud for the group.

ADORATION:

God, we praise You for being always faithful to Your people and all Your promises.

God, we praise You for being.....

Add your own Adorations:

CONFESSION:

God, we confess that many times we grumble against You and we worry. We do not believe You will keep Your promises. We need a Savior!

God, we have sinned against You....

Add your own Confessions:

THANKSGIVING:

Thank You, God for the way You have showed Your faithfulness to us even today. Thank You that You have let us hear of Your promises and encouraged us to trust in You. Thank You for Your faithfulness shown through Jesus, who long before we were even born, died to save sinners like us.

God, we thank You for...

Add your own Thanksgivings:

SUPPLICATION:

God, Your promises tell us that You can make great changes in our hearts and our lives. Please, work in our hearts. Help us to turn away from our sins and trust in Jesus as our Savior. Help us to love You and live for You.

God, we need Your help...

Add your own Supplication:

SNEAKY SNACK

Can you figure out how this snack relates to the story?

Snack: The Heavenly Father's Food for the Orphans

Bread and milk like what the baker and milkman brought (can serve with butter and jam, etc)

This is only a suggestion. Feel free to modify. Be mindful of allergy issues among your children!

Case Tie-in: George Muller prayed that God would show His great faithfulness by providing for the orphans in answer to his prayers. Need and after need, God did just that. He also provided what was needed and many times in amazing ways, such as the day they prayed for food when none was on the table, but the Lord sent it through the baker and milkman as soon as they had finished praying.

SOUL FOOD

Food for thought during snack time

1. What does the snack have to do with the story?

Choose a few questions from the other activity discussion sheets to talk about during this snack time.

2.

3.

4.

5.

6.

7.

Directions: Read and discuss Bible Truth, using a FEW of the questions. Play game. Feel free to modify the game to fit your children.

The LORD Is Faithful

Being faithful means doing what you promise you will do.

Many times people are not faithful to the promises they make to each other or to God. They do not do what they promised to do. But even though people are often unfaithful, God is always, completely faithful. He always keeps His promises, no matter what.

The Bible is full of God's many promises. He promises to forgive the sins of all turn away from their sins and trust in Jesus as their Savior. He promises to take care of them, to help them, and to only allow in their lives what will be for their good and His glory. He promises to work in their hearts so that they will love God and live for Him more and more. Best of all, God promises to bring these, His dearly-loved people, to live with Him in heaven to enjoy Him forever.

Because God is always completely faithful, His people can fully trust Him and all the promises He makes to them. Thinking about these promises gives them peace and joy for every day of their lives—no matter what happens.

Understanding the Bible Truth

1. What does "faithful" mean? *Doing what you promise you will do.*
2. How is God's faithfulness different from ours? *Many times we are unfaithful, but God is always, completely faithful. He always keeps His promises, no matter what.*
3. Where can we find God's promises to His people? What kind of promises does He make to them? *The Bible. He promises to take care of them, to help them, to only allow in their lives what will be for their good and His glory; to work in their hearts so that they will love and live more and more like Jesus.*
4. What does God promise to do for all who turn away from their sins and trust in Jesus as their Savior? *To forgive their sins and make them His people.*
5. Where does God promise to bring His people one day? Why will that be best of all? *He promises to bring them to live with Him in heaven. That will be best of all because they will get to know and enjoy God fully there. There is no one more wonderful than God to know, and God's people will get to know and enjoy Him forever there!*
6. What can God's people do, because they know He is always, completely faithful? *They can fully trust Him and all the promises He makes to them. They can have peace and joy for every day of their lives—no matter what happens.*

Story Connection Questions

1. How does the case story point to the **Bible Truth: The LORD Is Faithful**? How did the LORD show His faithfulness to George Muller?
He always provided for his needs and the needs of the orphans, no matter how big they were or how unlikely it seemed that they could be provided for. And, he provided for them in such a way that the orphans could see God's great faithfulness, so that many of them put their trust in Him as their own Savior.

Bible Verse Connection Question

What does our Bible Truth have to do with our Bible Verse: **Psalms 145:13,18-19**: "The LORD is faithful to all his promises and loving toward all He has made...The LORD is near to all who call on Him...in truth. He fulfills the desires of those who fear Him; He hears their cry and saves them."?

God's people are the people who fear Him. They know He promises to fulfill their desires with good things, that He hears their cries and will always save them. This is because they know that the LORD is always, completely faithful to all His promises.

Life Application Questions

1. What is something that God's people can do when they are worried, afraid, or faced with something very, very difficult?

They can think about God's promises to them to take care of them and help them. They can remember that He is always faithful and will only allow in their lives what will be for their good and His glory. They can think about how He has forgiven their sins and will take them to live with Him in heaven one day.

2. How can we become God's people for whom these promises are always true? *By turning from our sins and trusting in Jesus as our own Savior.*

ACTS Questions

1. What is something we can praise God for because of this Bible Truth?

Praise God for His never-ending faithfulness to keep His promises.

2. What are sins we can confess to God because of this Bible Truth?

Confess that many times we grumble against God and forget/do not trust in His perfect faithfulness.

3. What is something we can thank God for because of this Bible Truth?

Thank God for some of the many ways we saw His faithfulness this week.

4. What is something we can ask God for because of this Bible Truth?

We can ask Him to work in our hearts, helping us to turn away from our sins and trust in Jesus as our Savior. We can ask God to help us to always trust His faithfulness, even when it is very hard.

The Gospel

1. God has shown His great power to do good to His people and bring glory to His name through Jesus. What is the gospel?

God is the good Creator and King of the world. He made people to worship Him and live by His good laws. But we are all sinners who've rebelled against Him. We all deserve death--God's just, eternal punishment for our sins. How terrible! But God has good news for us. In His great mercy, God sent His Son, Jesus to earth as a man to save sinners. He lived the perfect life that pleases God. (He's the only one who's ever done that!) He offered it up to God His Father as the perfect sacrifice for sins when He suffered and died on the cross. Then, on the third day, Jesus rose from the dead in victory. He had fully paid for the sins of God's people, so they wouldn't have to! Now all who turn away from their sins and trust in Jesus as their Savior will receive forgiveness of sins and eternal life with God. They will be His very own special people who will know Him and enjoy Him forever. We can be God's people, too, if we turn from our sins and trust in Jesus as our own Savior.

Game: Inspecting the Troops

Materials

Crown (if desired)
Bible Truth Questions

Preparing the Game

1. Choose 20+ questions for your game from the Bible Truth Discussion Questions, or make up your own.
2. Write the Bible Truth questions on small thin strips of paper (or make a photocopy of the Bible Truth Discussion Questions and Simply cut them into strips) and put them in the bag/bowl.

Playing the Game

Tell the children that they are the Queen's/King's soldiers and are to follow her/his every command. Have the soldiers march, pretend to hold out their swords, ride their horses, etc. Then, finally have them stand at attention, very still and showing no emotion. Tell them that you are the Queen/King and have come to inspect the troops. (Put on the crown). You have to remove anyone who is not very straight and still, and show no emotion. As you inspect the troops, make faces or say things to try to get the troops to break into a smile, etc. Watch them for movement. Whoever breaks a smile or moves, etc. told to step forward and must answer a question to be reinstated to the Troops. If it is just one soldier, he/she may choose two other soldiers to help them answer the question. If the soldier (and the soldiers he chose to help him) answer the question correctly, everyone goes back into the line. If they get it wrong, they must wait out one turn. If desired, let some of the children take turns being the king/queen.

Game continues as number of questions, time, and attention span allow.

NOTE: Have the children who remain out help you to give commands to the troops.

Non-competitive Option

Don't exclude the soldiers from the Troops, even if they get the wrong answer. Do put the answer back in the bag to be reviewed again.

Optional TAKING IT TO OTHERS Activity: Quiz Questions

Have the children choose a few of the questions from the game to ask the parents/other children during TAKING IT TO OTHERS time. Help pre-readers by whispering the question in their ear and letting them ask it aloud to the parents/other children. Make sure you read the Bible verse aloud before you ask your questions.

Directions:

1. Write words to song in large print before class.
2. Play the song for the children, helping them follow along on the song sheet.
3. Discuss the song, using a few questions from the discussion sheet. *Don't use them all!*
4. Introduce sign language for key words of your choice from sign language sheet for your song. Use as few or as many as you think the children can learn.
5. Sing and sign the song. Sign language as well as large format lyrics and sheet music are found in the PFI Unit Songbook or online.
6. If desired, play the Song Game.

Optional TAKING IT TO OTHERS Activity: Presenting and Singing the Song

1. Sing and sign the song, encouraging the watching children/parents to join in.
2. Ask the class some of the questions listed below. The Bible Truth Connection Question is particularly good to help them understand how the song ties in with the Bible Truth.

Day by Day

Verse 1

Day by day and with each passing moment,
Strength I find to meet my trials here;
Trusting in my Father's wise bestowment,
I've no cause for worry or for fear.
He whose heart is kind beyond all measure,
Gives unto each day what He deems best,
Lovingly, its part of pain and pleasure,
Mingling toil with peace and rest.

Listen to it on PFI NIV Songs 4, Track 23

Understanding the Song

1. What does "day by day and with each passing hour" mean? *Every hour of each day.*
2. What does the singer find "day by day and with each passing hour" to be true? *God gives him the strength he needs to meet his trials here.*
3. What are trials? *What kinds of trials might he be thinking about? Trials are difficult things that happen. Trials can be sickness, persecution, sad times, hard things we need to do, bad things that happen to us or others we love.*
4. What does "My Father's wise bestowment" mean and how does thinking about that help him during his trials? *The things God wisely chooses to allow to happen to him each day as one of His people, is what "My Father's wise bestowment means. Realizing that God only allows those things—hard or enjoyable—that He in His perfect wisdom chooses for him helps him to trust that the trials he must go through are best for him.*
5. What does "kind beyond all measure" mean? *God is kinder than anyone can imagine.*
6. How does knowing God is so kind keep him from worry and fear? *He knows that God only plans good for him, as one of His people, so he does not need to worry or fear anything that happens to him. One day he will see how God meant it to do good for him.*
7. How does the singer see God's faithfulness in how each day goes? *He knows that God will always be faithful to His promise to always give him the strength he needs for everything that happens to him. Whether it is "pain" (something hard) or "pleasure" (something enjoyable), "toil" (hard work) or "peace and rest," God will only allow what is for His people's good and for His own glory.*

Bible Truth Connection Question

1. How does this song relate to our Bible Truth: **The LORD Is Faithful?**
It praises God's faithfulness to take care of God's people. He will be faithful to help them and to allow only what is for their good and God's glory, every hour of every day.

Story Connection

1. How does this song relate to today's story?

George Muller faced daily trials with his orphan houses. Many times he had no idea how they would be solved, yet he did not fear or worry. He knew they were all part of God's wise bestowment for him and the orphans. He prayed that the Lord would bring them through each trial in such a way that the orphans would see His complete faithfulness and they would turn and trust in Him, too.

Bible Verse Connection Question

1. What does this hymn have to do with our Bible Verse: **Bible Verse: Psalm 145:13,18-19:** "The LORD is faithful to all his promises and loving toward all He has made... The LORD is near to all who call on Him... in truth. He fulfills the desires of those who fear Him; He hears their cry and saves them."?

God's people know that God is faithful to all His promises. They do not have to fear about what comes each day because they know He has promised to always take care of them and to always use everything they go through for their good and His glory.

Life Application Questions

1. How can God's people be affected by the message of this song? *They can praise God for His perfectly wise bestowment of what is best for each of them each day. They can ask Him to help them to always trust in His faithfulness to always give them what they need each day.*

2. How can we become God's people? *By turning away from our sins and trusting in Jesus as our Savior.*

ACTS Questions

1. What is something we can praise God for from this hymn?

Praise God for His faithfulness to His people, every day, every hour.

2. What are sins we can confess to God from this hymn?

Confess that many times we grumble against the trials God has for us to go through, even though they might be for our good and His glory. We would rather not go through them at all. And, confess that many times we grumble that we are too weak to handle the hard things we have to go through instead of asking God to give us the strength to go through them.

3. What is something we can thank God for from this hymn?

We can thank God for being so faithful to His people. Every moment, every situation, they know He will give them strength to do what He wants them to do.

4. What is something we can ask God for from this hymn?

We can ask God to work in our hearts, helping us turn from our sins and trust in Jesus as our Savior. We can ask Him to give us the strength to go through whatever He wants us to go through. We can ask Him to always trust His faithfulness every day, even when it is very hard.

Gospel Question

1. God is faithful day by day, but we are not. We are all sinners who have disobeyed God and doubted His faithfulness. We all deserve His forever punishment for our sins. What hope has God given for people like us? What is the gospel?

God is the good Creator and King of the world. He made people to worship Him and live by His good laws. But we are all sinners who've rebelled against Him. We all deserve death--God's just, eternal punishment for our sins. How terrible! But God has good news for us. In His great mercy, God sent His Son, Jesus to earth as a man to save sinners. He lived the perfect life that pleases God. (He's the only one who's ever done that!) He offered it up to God His Father as the perfect sacrifice for sins when He suffered and died on the cross. Then, on the third day, Jesus rose from the dead in victory. He had fully paid for the sins of God's people, so they wouldn't have to! Now all who turn away from their sins and trust in Jesus as their Savior will receive forgiveness of sins and eternal life with God. They will be His very own special people who will know Him and enjoy Him forever. We can be God's people, too, if we turn from our sins and trust in Jesus as our own Savior.

Song Game: Sign It, Say It, What Does It Mean?

Materials

Sign Language signs used in song, particularly choose words with important meanings you want the children to learn, such as "grace", "redeem", etc.

Bag or bowl

Preparing the Game

1. Cut out signs and put in bowl.

Playing the Game

1. Practice the song and signs until the children know them well. Then put all the signs we've learned in this bag/ bowl and mix them up.
2. Ask one of the children to choose a sign, but not show it to anyone...but you, if they need some help.
3. Ask the child to do the sign for the rest of the children and see if the other children can guess which one it is. Do the sign with the child, if desired.
4. When the children guess the sign, ask them the meaning of the word. If no one guesses the sign, put it back in the bowl to be picked again.
5. Choose another child to pick a new sign from the bag and continue.

NOTE: You might want to sing the song after you do each word or couple of words.

Game continues as number of questions, time, and attention span allow.

choose a FEW questions for discussion, then choose the game and/or music activity

Meditation Version: Psalm 145:13,18-19

"The Lord is faithful to all his promises and loving toward all He has made...The LORD is near to all who call on Him...in truth. He fulfills the desires of those who fear Him; He hears their cry and saves them."

Alternate Memory Version: Psalm 145:13

"The Lord is faithful to all his promises and loving toward all He has made."

Understanding the Bible Verse

1. What is the Lord faithful to? What does that mean? *He is faithful to all His promises, which means that He will always keep every promise He makes.*
2. Who is the Lord loving toward? *All He has made--which is everything.*
3. To whom is the Lord near? *All who call in Him in truth—all who cry out to Him in faith.*
4. What's a desire and whose desires does He fulfill? *A desire is something that we want. He fulfills the desires of those who fear Him.*
5. What does it mean to fear God? *It means to understand how great and holy God is and to want to honor Him with all your life, because you understand what He is like.*
6. How does God fulfill the desires of those who fear Him? *It doesn't mean that He always gives them just what they might first think is best. People who fear God know that He knows best and that even if they want something, God might not give them what they want b/c He knows better than they do. People who fear God desire most of all to have God glorified, even if that means they don't get something else that they think they want. They trust that He knows best how to fulfill their desires and that He always, only fulfill their desires in the best way.*

Bible Truth Connection Question

1. What does this verse have to do with the **Bible Truth: The Lord Is Faithful?**

God's people are the people who fear Him. They know He promises to fulfill their desires with good things, that He hears their cries and will always save them. This is because they know that the LORD is always, completely faithful to all His promises.

Story Connection Questions

1. What does this verse have to do with our story? *George Muller was a man who knew that the Lord was faithful to all His promises. He called on Him in truth, believing that the Lord heard and would save him and the orphans out of every difficulty they faced. He never knew exactly how the Lord would fulfill his desires, but he always trusted that the Lord would fulfill them with whatever He knew would be best. As the orphans watched the Lord answer George's prayers, many of them came to believe that He would hear them when they cried out to Him. They turned to Him to be their own Savior and to trust Him to fulfill their own desires as He saw best.*

Life Application Questions

1. What happens when people who fear God cry out to Him? *He hears them and saves them.*
2. How do we show that we fear God? *By turning from our sins and trusting in Jesus as our own Savior.*

ACTS Questions

1. What is something we can praise God for from this Bible verse?

Praise God for His never-ending faithfulness to keep His promises. Praise Him for being so loving to all He has made.

2. What is something we can confess to God from this Bible verse?

Confess that many times we grumble against God and forget/do not trust in His perfect faithfulness. Many times we get upset with Him for not fulfilling our desires just the way we want them to be fulfilled or not as soon as we want Him to. We think we know better than He does. We need a Savior!

3. What is something we can thank God for from this Bible Verse?

We can thank God for being faithful to always hear the prayers and needs of His people and answer them. Thank Him for filling their desires with good things that He knows is best for them.

4. What is something we can ask God for from this Bible Verse? *Ask God to help us always trust His faithfulness, even when it is very hard. Ask Him to give us the desire to turn away from our sins and trust in Jesus as our Savior. Ask Him to fulfill that desire with His forgiveness. Ask Him to help us to trust Him to be faithful to all His promises.*

Gospel Question

1. God is faithful, but we are not. We are all sinners who have disobeyed God and doubted His faithfulness. We all deserve His forever punishment for our sins. What hope has God given for people like us? What is the gospel? *God is the good Creator and King of the world. He made people to worship Him and live by His good laws. But we are all sinners who've rebelled against Him. We all deserve death--God's just, eternal punishment for our sins. How terrible! But God has good news for us. In His great mercy, God sent His Son, Jesus to earth as a man to save sinners. He lived the perfect life that pleases God. (He's the only one who's ever done that!) He offered it up to God His Father as the perfect sacrifice for sins when He suffered and died on the cross. Then, on the third day, Jesus rose from the dead in victory. He had fully paid for the sins of God's people, so they wouldn't have to! Now all who turn away from their sins and trust in Jesus as their Savior will receive forgiveness of sins and eternal life with God. They will be His very own special people who will know Him and enjoy Him forever. We can be God's people, too, if we turn from our sins and trust in Jesus as our own Savior.*

Game: Paper Boot Shuffle

Materials

Bible verse written up in large print so that all can see
 2 large pieces of paper or poster board
 two paper grocery bags per team
 a chair per team
 paper and marker
 bag or jar
 masking tape

Preparing the Game

1. Make copy of the verse per team and cut into 10 sections.
2. Make a sign per team of the verse. If you have a lot of non- or early readers, write the verse in easy to read print, numbering each word/section that correspond to the sections on the cut-up version of the verse. If your children are all proficient readers, do not write the verse on the poster board, but simply draw lines and number them 1-10, corresponding to the 10 verse pieces.
3. Write down and cut out the numbers used on the verse pieces and put in a little bag or jar.
4. If desired, crop the tops of the bags so they are not so tall, but more like boot height for the children.
5. Mark the start line with masking tape.
6. Place chairs with the pieces of each team's verse at the other end of the relay area.

Learning the Verse

Some or all of your children may be non- or early readers. Teach the verse in sections, having them say it after you. Repeat a few times. Add clapping or other movement as they say it.

Directions

1. If desired, lead the children in a discussion of a **FEW** of the most important questions before beginning game.
2. Explain the game to them as follows:
 Divide the children into two teams and have them line up at the start line. Explain that the class will say the Bible verse together, then you will pick a number out of your bag. The first person in each line will put their feet into the bags, like shoes, and shuffle up to the chair. They will then say the verse to the leader, receive a piece of the verse and return to the line. The class will say the whole verse again, the teacher will pull a new number out of the bag and then the next person on each team will then put on the "boots" and shuffle up for another piece of verse, etc. until all pieces are retrieved. The teams will then put all the pieces in verse order on their team's poster board sign. If working with less confident readers, point out to them that they can use the sign you made and the numbers in the verse pieces as hints to help them line it up properly. After getting it in order, the team will finish by saying the verse all together. The first team to do so, wins.

Non-competitive Option

Don't split the children into teams. Have only one set of verse pieces. Have the children take turns retrieving the pieces. Together they will work to put the verse together after collecting all the pieces.

Optional TAKING IT TO OTHERS Activity: Quiz Questions

Have the children choose a few of the questions from the game to ask the parents/other children during TAKING IT TO OTHERS time. Help pre-readers by whispering the question in their ear and letting them ask it aloud to the parents/other children. Make sure you read the Bible verse aloud before you ask your questions.

Directions:

1. Write words to song in large print before class.
2. Play the song for the children, helping them follow along on the song sheet.
3. Discuss the song, using a few questions from the discussion sheet. *Don't use them all!*
4. Introduce sign language for key words of your choice from sign language sheet for your song. Use as few or as many as you think the children can learn.
5. Sing and sign the song. Sign language as well as large format lyrics and sheet music are found in the PFI Unit Songbook or online.
6. If desired, play the Song Game.

Optional TAKING IT TO OTHERS Activity: Presenting and Singing the Song

1. Sing and sign the song, encouraging the watching children/parents to join in.
2. Ask the class some of the questions listed below. The Bible Truth Connection Question is particularly good to help them understand how the song ties in with the Bible Truth.

Faithful! He Is Faithful!

Faithful! He is faithful!
 The Lord is faithful to all His promises.
 Loving! He is loving!
 The Lord is loving toward all He has made.
 The Lord is near to all,
 To all who call on Him in truth.
 He fulfills the desires of those who fear Him,
 He hears their cries and saves them.
 Faithful! He is faithful!
 The Lord is faithful to all His promises.
 Loving! He is loving!

Listen to it on PFI NIV Songs 4, Track 24

Song Game: Pass the Secret Sign**Materials**

Sign Language signs used in song, particularly choose words with important meanings you want the children to learn, such as "grace", "redeem", etc.

Bag or bowl

Blindfold

Preparing the Game

1. Cut out signs and put in bowl.

Playing the Game

1. Practice the song and signs until the children know them well.
2. Have all the children stand in a tight circle, except one, "It" who will stand in the Middle of the circle, blindfolded.
3. Have the children in the circle to put their hands behind their backs. Choose a sign from the bag and hand to a child in the circle, still keeping hands behind their backs, not looking at the sign.
4. When "It" says "Pass the Secret Sign", the children will begin to pass the sign around behind their backs.
5. When "It" says "Stop the Passing!" the child who has the sign freezes with the sign behind his back.
6. The child with the sign brings it around and looks at it. You can help the child practice the sign.
7. Then take the blindfold off of "It", watch the child with the card do the sign, then have "It" guess the name of the sign. (If desired, "It" can ask another child in the circle for help with their guess.)
8. The holder of the sign then becomes "It." Sing the song with all the signs, then repeat.

STORY REVIEW

Directions: Read and discuss Bible Truth, using a FEW of the questions. Play game. Feel free to modify the game to fit your children.

General Story Questions

1. Why were there so many orphans in Bristol at this time? *Yellow fever and cholera epidemics had killed many people, including parents. The children of these adults had no one else to care for them.*
2. How much money did George start planning his orphanage with? Why didn't this discourage him? *50 cents. He knew that God would be faithful to provide for all the needs of the orphanage, if He really wanted George to start it.*
3. What ways did the Lord provide help for the orphanage? *Some people gave things, some people gave money, others volunteered to work there for free.*
4. How many orphans did George first take in? *30*
5. How was life different for the orphans who got to live at George's Orphan House? *They had clothes, food, warm beds, got to go to school, were taught how to do different chores, they learned about the Bible and Jesus.*
6. What did George want the orphans to learn most of all? *That they could always trust God to faithfully take care of all their needs, if they trusted in Him.*
7. What did George see their needs as an opportunity to show the children and others? *How faithful God was.*
8. Why did they call the bread "toke"? *Short for a token of God's love, as they said in their grace before eating.*
9. How did the Lord answer their need for breakfast one morning? *The baker couldn't sleep and brought fresh bread and the dairy man's cart broke and he offered them his milk.*
10. What was the best thing that happened at George's Orphan Houses, he would have thought? *That thousands of them saw God's faithfulness displayed in amazing ways and that they put their trust in Him as Savior and to take care of all their needs.*

Bible Truth Connection Questions

1. What does this story have to do with our **Bible Truth: The LORD Is Faithful?**

George's life work with the orphans of Bristol was one great display of God's faithfulness as each and every day, He met all of their needs, in the most amazing ways.

Bible Verse Connection Question

1. What does the story have to do with our **Bible Verse: Psalm 145:13,18-19:** "The LORD is faithful to all his promises and loving toward all He has made...The LORD is near to all who call on Him...in truth. He fulfills the desires of those who fear Him; He hears their cry and saves them."?

George Mueller was a man who knew that the Lord was faithful to all His promises. He called on Him in truth, believing that the Lord heard and would save him and the orphans out of every difficulty they faced. He never knew exactly how the Lord would fulfill his desires, but he always trusted that the Lord would fulfill them with whatever He knew would be best. As the orphans watched the Lord answer George's prayers, many of them came to believe that He would hear them when they cried out to Him. They turned to Him to be their own Savior and to trust Him to fulfill their own desires as He saw best.

Life Application Questions

1. How has God shown His faithfulness in your life or the life of others?
2. God has shown His people great faithfulness by forgiving their sins through Jesus once and for all. How can we become His people? *By turning away from our sins and trusting in Jesus as our Savior.*

ACTS Questions

1. What is something we can praise God for being that we learned in our story? *Praise God for being so faithful to His people every day! Praise Him for being so great that no difficulty is too hard for Him to overcome.*
2. What is something we can confess as sin that we learned in our story? *Confess that many times we are not like George Muller. We are doubters of God's faithfulness. We need a Savior!*
3. What is something we can thank God for that we learned in our story? *We can thank God for continuing to be faithful to His people, even when it looks impossible. He never fails!*
4. What is something we can ask God for that we learned in our story? *We can ask God to work in our hearts, helping us to turn away from our sins and trust Jesus as our own Savior. And, that He would make us like George Muller, who kept believing God would be faithful to them, even in impossible-looking situations. We can ask Him to show His greatness in the amazing ways that He provides for His people, every single time.*

The Gospel

1. What is the good news of Jesus that Little Peter heard and believed? What is the gospel?

God is the good Creator and King of the world. He made people to worship Him and live by His good laws. But we are all sinners who've rebelled against Him. We all deserve death--God's just, eternal punishment for our sins. How terrible! But God has good news for us. In His great mercy, God sent His Son, Jesus to earth as a man to save sinners. He lived the perfect life that pleases God. (He's the only one who's ever done that!) He offered it up to God His Father as the perfect sacrifice for sins when He suffered and died on the cross. Then, on the third day, Jesus rose from the dead in victory. He had fully paid for the sins of God's people, so they wouldn't have to! Now all who turn away from their sins and trust in Jesus as their Savior will receive forgiveness of sins and eternal life with God. They will be His very own special people who will know Him and enjoy Him forever. We can be God's people, too, if we turn from our sins and trust in Jesus as our own Savior.

Game: People Pins

Materials

A ball
 Paper and marker
 10 Safety pins
 Masking Tape
 20+ Story Review Questions

Preparing the Game

1. Choose 20+ questions for your game from the Story Review Discussion Questions, or make up your own.
2. Use the masking tape to mark bowling pin placement on the floor as well as a bowling line.

Playing the Game

Divide the children into two teams, Team A and B. Team A will line up behind the bowling throw line, Team B will take their places on an x as a bowling pin. Attach with tape or safety pins on each "bowling pin", with number 1 on the person in front and working across the rows from side to side, so that the biggest numbers will be on the last row of "pins". Ask the first child on Team A to come up to the bowling throw line. Have the child roll the ball into the "bowling pins" Whoever is touched by the ball is considered a knocked down pin. The pin numbers on those people are added up. The bowler is then asked a question. If he can answer it correctly on his own, the team gets as many points as the value of the pins knocked down. If he can answer it with the help of his team, then the team gets half the point value. If he answers it incorrectly, it goes to the Team B for the half point value amount for a correct answer. All pins resume their positions, ready for the next player on Team A to bowl. After everyone on Team A has a turn to bowl, the two teams switch places as pins and bowlers.

Play continues until everyone has had a chance to bowl, or as time and attention span allow.

Non-competitive Option

Divide the children into two groups. Set a target point number for whole group, telling them that together they are going to see how many turns it takes to reach the target number. Have one set of children be the bowling pins and the other set take turns bowling. Once one set of children have had a turn, switch out bowling pins and bowlers. Tally number of turns on a piece of paper. When the target number has been reached, start over and try to reach the target number in fewer turns.

Optional TAKING IT TO OTHERS Activity: Quiz Questions

Have the children choose a few of the questions from the game to ask the parents/other children during TAKING IT TO OTHERS time. Help pre-readers by whispering the question in their ear and letting them ask it aloud to the parents/other children.

CASE REPLAY ACTIVITIES

Use this guide to review the Case Story and act it out for others to enjoy!

CASE REPLAY, JR: YOUNGEST CHILDREN

Description: The children will act out the story together, everyone doing the same action/sound effect at the same time. This activity is most suitable for kindergarteners.

Materials

The Case RePlay, Jr. script for younger children

Preparation

1. Read through the script and write in the blanks along the side possible actions/sound effects the children could do to act it out.

Instructions

1. Tell the children that they will be re-enacting the story together as you tell it.
2. As you read the script, lead the children in actions/sound effects to do with you.
3. If desired, you can read the script and stop at certain sentences and ask them what a good action/sound effect would be to act out what you just read.
4. Repeat the re-enactment one or two times more.

CASE REPLAY, SR: OLDER CHILDREN

Description: The children act out the story as a three-scene play. You will narrate it using the Case RePlay, Sr. script and they will act it out (no spoken words, for the most part), with each child assuming a different character's role. This activity is most suitable for first grade and up. You will review the story, then practice it a few times before performing it for others.

Materials

The Case RePlay, Sr. script
White board or other large format paper
Costumes and props

Preparation

1. Prepare for the play by choosing costumes and props for each character in the story. Decorate the area with any scenery props.
2. Write the words "Beginning," "Middle," "End" on a large piece of paper/whiteboard with plenty of space under each heading. You will use this paper to help the children think about the story as a three-scene play, as it is presented in the script.

Instructions

1. Tell the children that they will get to act out the story as a three-scene play, with a beginning, Middle and end section. Tell them that before they can act it out, they need to think it out. as you narrate it with your script.
2. Take the children's answers as they recount the story, helping them put key incidents in the right order.
3. If desired, when they have filled in their Beginning, Middle, End, read through your whole (real) script, so they hear exactly what you will have them act out.
4. Then tell the children that it's time to practice acting out the story.
5. Assign parts to each child. If you are using costumes, do NOT give them out at this point. They will be a distraction.
6. Have all the children sit on the floor or in chairs on one side of the "stage," then call the characters up in place as their part in the story comes.
7. As you read the script, guide the children in where you want them to move or do to act it out.
8. After going through the whole script once, give out any costumes and props and act out the script once or twice more.

Optional TAKING IT TO OTHERS Activity: Re-enacting the Story

Read the script as the children act out together (younger) or assuming different roles (older) as the other children or the parents watch.

CASE REPLAY, JR--YOUNGER KIDS (KINDERGARTEN) P.2

Welcome to our play! The name of our story is called: The Case of the Needy Kneeler.

Our story takes place around 1800, in France.

And now we present: "The Case of the Needy Kneeler."

Scene 1:

Two terrible sicknesses- yellow fever and cholera--swept through Bristol, leaving hundreds of children as orphans. George Muller began to pray about what he could do to help them. George felt the Lord wanted him to build an orphanage to take care of them and tell them about Jesus. He asked that God provide for everything they needed in answer to prayer alone as an amazing display of God's power and faithfulness. With only 50 cents in his pocket, George began to pray that God would give him everything he needed to start the orphanage. The Lord soon answered George's prayers. Many people gave things; others gave money. Still others gave their help as workers or teachers. Before long, the orphanage was ready and opened with thirty children.

Actions:

Scene 2:

The children enjoyed a much better life at the orphanage. They slept in pajamas in beds instead of living out on the streets. They got up at six am and got dressed in nice clothes. They had porridge or other good things for breakfast. They had a Bible reading at 8, followed by school, followed by different chores. In the evenings, after a good dinner, they listened to people talk about their lives and about Jesus, then went to bed. They enjoyed special treats on George's birthday and at Christmas. Each boy and girl were found a good job and given some new clothes, money, and a Bible before they left the orphanage.

Scene 3

Day after day, there were big needs that had to be met. George prayed for God to meet every single one and God did--often in amazing ways. One morning there was no food or money to buy any for breakfast. George and the orphans thanked God for the food, even though they only had empty plates before them. As they finished, the baker and then the milkman came in offering fresh bread and milk. Once more the Lord provided for their needs in wonderful ways, and in answer to prayer alone. George praised God for always providing for the orphans' needs. But most of all, George praised God that the orphans and many others saw how God provided for their needs and praised Him for His faithfulness. Many turned from their sins and trusted in Jesus as their Savior..

Bible Truth Tie-In:

The Bible Truth we are learning is: **The LORD Is Faithful.** Each day the Lord showed His faithfulness to many as He answered George's prayers and provided for their needs in amazing ways.

CASE REPLAY, SR--OLDER KIDS (1ST GRADE AND UP) P.3

Welcome to our play! The name of our story is called: The Case of the Needy Kneeler.

Our story takes place in the 1830's, in Bristol, England.

The characters in our story are: George Muller, sick people, orphans, people who give things, money, and their help, people who come to tell the children about Jesus, baker, milkman, people of Bristol.

And now we present: "The Case of the Needy Kneeler."

Scene 1: (Beginning)

Two terrible sicknesses- yellow fever and cholera--swept through Bristol, leaving hundreds of children as orphans. George Muller began to pray about what he could do to help them. George felt the Lord wanted him to build an orphanage to take care of them and tell them about Jesus. He asked that God provide for everything they needed in answer to prayer alone as an amazing display of God's power and faithfulness. With only 50 cents in his pocket, George began to pray that God would give him everything he needed to start the orphanage. The Lord soon answered George's prayers. Many people gave things; others gave money. Still others gave their help as workers or teachers. Before long, the orphanage was ready and opened with thirty children.

Scene 2: (Middle)

The children enjoyed a much better life at the orphanage. They slept in pajamas in beds instead of living out on the streets. They got up at six am and got dressed in nice clothes. They had porridge or other good things for breakfast. They had a Bible reading at 8, followed by school, followed by different chores. In the evenings, after a good dinner, they listened to people talk about their lives and about Jesus, then went to bed. They enjoyed special treats on George's birthday and at Christmas. Each boy and girl were found a good job and given some new clothes, money, and a Bible before they left the orphanage.

Scene 3: (End)

Day after day, there were big needs that had to be met. George prayed for God to meet every single one and God did--often in amazing ways. One morning there was no food or money to buy any for breakfast. George and the orphans thanked God for the food, even though they only had empty plates before them. As they finished, the baker and then the milkman came in offering fresh bread and milk. Once more the Lord provided for their needs in wonderful ways, and in answer to prayer alone. George praised God for always providing for the orphans' needs. But most of all, George praised God that the orphans and many others saw how God provided for their needs and praised Him for His faithfulness. Many turned from their sins and trusted in Jesus as their Savior..

Bible Truth Tie-In:

The Bible Truth we are learning is: **The LORD Is Faithful**. Each day the Lord showed His faithfulness to many as He answered George's prayers and provided for their needs in amazing ways.

The Food that Wasn't Yet on Their Plates

Description

Children will make a miniature braided "loaf" of bread and some cinnamon rolls to remind them of the bread the baker gave to them the morning they had no food.

Materials

Bread dough from freezer or refrigerator section of grocery store (or homemade), enough for each child to have two small fists' full.

Cinnamon

Sugar

Butter/Margarine

Vegetable Oil

Powdered Sugar

Milk

Vanilla (optional)

1 Paper plate per child

Plastic knives with serrated blade

Spoons

Plastic tablecloth

Preparing the Craft

1. Mix 1 teaspoon of cinnamon with 1 cup of sugar for every 4 children.
2. Melt $\frac{1}{4}$ cup butter/margarine mixed with 1 teaspoon oil, for every 4 children.
3. Divide the cinnamon mixture and butter mixture into smaller bowls with spoons within reach of all children (probably 1 bowl of each per 4 children).
4. Divide dough into balls the size of a small fist, two per child.
5. Mix up the icing for the cinnamon rolls: 1 cup powdered sugar + enough milk to make drizzle consistency. (Can also add a $\frac{1}{4}$ teaspoon of vanilla to this.)

Making the Craft

(Show the sample of the craft you have made.)

BRAIDED LOAF:

1. First have children take one of their two lumps of dough, split it into three even-sized balls and rolling each ball into even length logs.
2. Pinch the three logs together at the top, then braid the rest of the three logs together. Pinch the ends together again at the end. Place on plate.

CINNAMON ROLLS

1. Roll out the other lump of dough into a rectangle, about twice as long and wide.
2. Spread a thin layer of butter mixture over the dough.
3. Sprinkle a thin, even layer of the cinnamon mixture over the butter.
4. Roll up the dough, rolling up from the long side. Seal the seam by pinching it into the dough.
5. With a back and forth motion, gently cut the "log" into slices about $\frac{1}{2}$ - $\frac{3}{4}$ " thick. Place on plate.
6. Allow bread to rise about 30 minutes (or until about double in size) then bake for 7-10 minutes at 375 degrees.
7. Drizzle the icing over the cinnamon rolls, if desired.

Optional TAKING IT TO OTHERS Activity: Craft Presentation

If you are presenting the craft to other children or parents the children can hold up their crafts (or your model craft) and read their Bible Truth Connection answers to explain the importance of the craft.

CASE CRAFT**Discussion Guide****Instructions:**

As the children are settled into making their craft, ask them these questions to help them understand the craft's significance. Use the answers provided to guide the children's answers.

Discussion Questions

1. Where in England did the story take place? *In Bristol.*
2. Why were there so many orphans in Bristol? What did George Muller do for them? *There were terrible sicknesses that had left many children without someone to care for them. George built an orphanage to give them a good place to live instead of being out on the streets.*
3. How did George Muller ask for what they needed? What happened the morning there was no food or money to buy breakfast?
He asked for what they needed only through prayer as a special display of God's power and faithfulness to the orphans and to everyone else. They thanked God for the food before it was even on their plates, knowing that God would provide...and He did!
4. What is Bible Truth that we are learning?
The LORD Is Faithful.
5. What does our craft have to do with our Bible Truth: The LORD Is Faithful?
More than anything else, George Mueller wanted the orphans to trust God that He would always be faithful to care for them. He prayed that this is what they would remember as He provided for their needs in amazing ways.
6. What can our craft help us remember?
God's people can always trust Him because he is always faithful to keep His promises.

TAKING IT TO OTHERS**Craft Presentation****Instructions:**

Have children hold up your model craft/their crafts. Choose five children (or you say) the five sections below to explain the craft's importance.

Presentation:

1. Our craft is: The Food that Wasn't Yet on Their Plates.
2. In Bristol, England, George Muller and the orphans thanked God for the food that wasn't yet on their plates because they knew God would provide them with some, even though they didn't know how.
3. Our Bible Truth is: The LORD Is Faithful.
4. More than anything else, George Mueller wanted the orphans to trust God that He would always be faithful to care for them. He prayed that this is what they would remember as He provided for their needs in amazing ways.
5. Our craft can help us remember that God's people can always trust Him because he is always faithful to keep His promises.

Note: Even non-readers can participate in presenting the craft, if you will whisper what they are to say in their ear and let them say it aloud for the others to hear.

BEFORE CLASS:**1. PICK YOUR PERSON**

VIPPs can be anyone in your church! Typically, they fall into 6 categories: Church staff, Elders, Deacons/deaconesses, Special Volunteers (people who aren't paid, but spend a lot of time helping out in particular ways), Supported Workers (a.k.a. missionaries), and Church Members.

2. GATHER YOUR FACTS

Use the VIPP Information Sheet to write down the facts about your VIPP. The information on this worksheet is used in the VIPP activities, listed in the "Choose an Activity" section below.

DURING THE ACTIVITY:**1. INTRODUCE YOUR VIPP**

Introduce your VIPP to the children, using the VIPP Information Sheet. Fill in a set of VIPP Clue Cards with the information for your VIPP. If desired, you can even have the actual person come into class for the children to meet.

Need help describing what someone does for the church in a kid-friendly way? Click on the list of common VIPPs and how to describe what they do to kids. See if your VIPP is one of these. It may save you some time.

2. PRAY!

Lead the children in praying for the VIPP. Ask the children if they would like to pray for one of the VIPPs prayer requests. Even non-readers can pray for the VIPP if you whisper the prayer request in their ear, then let them say it aloud. Never force a child to pray!

3. CHOOSE AN ACTIVITY

There are two activities you can use to help the children learn about the VIPP:

VIPP Clue Cards: These are 9 coloring sheets in which children fill in the 9 things they learn about the VIPP from the VIPP Information Sheet. Photocopy a set of each child. Use as few or as many of these Clue Cards as you desire.

VIPP Game: This is a game that uses a set of Clue Cards for one or two VIPPs.

Choose a VIPP and fill in his/her information on the VIPP Information Sheet. Fill in a set of VIPP Clue Cards with the information for your VIPP. Tell the children about the VIPP, having them fill in the VIPP Clue Cards with the key facts as they learn them. Write any words the children need to write on a white-board or other piece of paper so they can see how to spell them. Help younger children write these words on their clue cards. Ideas for how to tell the children about many common VIPPs are listed at praisefactory.org with the resources for this Bible Truth.

Optional TAKING IT TO OTHERS Activity: Introduce and Pray for the VIPP

If you are presenting the VIPP to other children or parents you can assign children to hold up the 10 clue cards and say what each card tells about the VIPP. (Or, you can have the children hold them up as you tell what each one means.) Then lead the children in praying for the VIPP.

Game: Over, Under and Throw

Materials

Information Sheet for one VIPP

2 Set of Clue Cards

8 8.5" x 11" Manila Envelopes

Nerf Ball or other soft ball for indoor use

Box or basket big enough for the envelopes to fit in and the ball to land in.

Preparing the Game

1. Fill in one set of clue sheets for the VIPP you are using.
2. Tape the other (blank) set of Clue Cards to the outside of the manila envelopes.
3. Put the filled-in clue cards in the corresponding envelope.
4. Put all the Clue Cards envelopes in a bag, except for the ones with the names and pictures of the VIPPs.
5. Place the envelopes in the basket, a good shooting distance from where the child at the head of the line will stand.

Playing the Game

Reveal: Tell the children about the VIPP, showing them your filled-in clue cards as you tell about them.

Review: Have the children line up, all facing forward. Give the ball to the last child in line. At your signal, have them pass the ball to the next child with an overhead pass; then that child passes the ball through the legs of the next child, etc. until the ball reaches the first child. The first child in line then tries to make a basket. If he succeeds, he gets to go up and pick out an envelope to open. The teacher (or the child) tells the Clue Card category. The other children try to remember what the VIPP's answer was. Open it up and see if they got it right. If they did, the Clue Card is retired. If not, it can be added back with the Clue Cards in the basket. Game continues until all the envelopes have been retired or as time or attention span allows.

VIPP INFORMATION SHEET

VIPP NAME:

WHAT VIPP LOOKS LIKE

Man or Woman? _____

Hair color? _____

Eye color? _____

FAVORITE ANIMAL

FAVORITE FOOD

FAVORITE FREE TIME ACTIVITY

WHAT VIPP DOES DURING WEEK

VIPP GROUP OF SERVICE:

Church Member

Deacon

Elder

Church Staff

Special Volunteer

Supported Worker
(Missionary)

3 WAYS VIPP SERVES CHURCH

3 WAYS TO PRAY FOR THE VIPP

BIBLE TRUTH 8, LESSON 3: PLANNER/OVERVIEW

GETTING STARTED: Welcome and Opening Songs (*introduce unit and get kids moving with these songs*)

Welcome to Praise Factory: PFI: Praise Factory Investigators Theme Song *PFI NIV Songs 4 CD, Track 1*

Rules to Help Us Worship God and Love Others: WoGoLOA Classroom Rules Song
PFI NIV Songs 4 CD, Track 2

Big Question Under Investigation: Big Question 4 Songs *PFI NIV Songs 4 CD, Tracks 3,4*
(*Extra Song: Inspector Graff's Rap: The ABC's of God PFI NIV Songs 4, Track 5*)

Big Question Bible Verse: 1 Kings 8:23 Song *PFI NIV Songs 4 CD, Track 6*

DIGGING DEEP DOWN: Key Concept and Story (*introduce the Bible Truth and tell the related story*)

Bible Truth 8: The LORD Is Faithful

Bible Truth Hymn: Day by Day, v.1 *PFI NIV Songs 4, Track 23*

Bible Verse: Psalm 145:13,18-19

Bible Verse Song: Faithful! He Is Faithful! *PFI NIV Songs 4, Track 24*

Lesson 3 New Testament: The Case of the Snake Shaker
Acts 27-28; Romans 1:8-13

TAKING ACTION: Response Activities (*choose from among these activities*)

Snack and Discussion Planner: Vicious Viper in the Wood Pile

ACTS Prayer: Prayer Sheet

Bible Truth Review: Discussion Questions and Game: Enemy Invaders

Bible Truth Hymn: Day by Day, v.1 *PFI NIV Songs 4, Track 23*
Song, Sign Language and Song Game: Mimic Me! **PFI NIV Songs 4 BOOK or ONLINE**

Bible Verse Review: Psalm 145:13,18-19 Discussion Sheet and Game: Day at the Beach

Bible Verse Song: Faithful! He Is Faithful! Psalm 145:13,18-19 *PFI NIV Songs 4, Track 24*
Song, Sign Language and Song Game: Word Take Away **PFI NIV Songs 4 BOOK or ONLINE**

Story Review: Discussion Questions and Game: Yes, No and Go

Case Replay, Jr: Drama Activity for Youngest Children (children do same story actions together)

Case Replay, Sr: Drama Activity for Most Children (children re-tell story with individual parts)

Craft: A Deadly, Poisonous Viper

VIPP (Very Important Prayer Person) Prayer Time: Coloring Sheets (back of book) and Game: Stop and Go

TAKING IT HOME: Take Home Sheet for Review and Family Devotions

PFI Pronto: Bible Truth 8, Lesson 3 **PFI NIV Prontos 4 BOOK or ONLINE**

The Case of the Snake Shaker Acts 27-28; Romans 1:8-13

by Connie Dever

Our story is:**The Case of the Snake Shaker.****As you listen to the story, see if you can figure out:**

1. Who was the Snake Shaker? Why did he shake the snake?
2. What did everyone think would happen to him? Why did he know it wouldn't happen?

This story takes place in New Testament times, about thirty years after Jesus died on the cross and rose from the dead.

"Whoosh! Crash! Bang!" For many sunless days and starless nights, the mighty Alexandrian (a city in Egypt) grain ship had been beaten up by a mighty Euroquilo--a terrible storm that sometimes struck the Mediterranean Sea in winter. Violent winds, soaking rain, and bolts of lightning crushed down upon the ship, while huge, powerful waves squeezed it from side to side. The sailors did all they could to keep the ship from going down. They wrapped ropes around the ship to keep it from splitting apart. They threw the anchor over, letting it drag along the bottom to slow down the ship. They even got rid of all the precious grain that had planned to sell, hoping that a lighter ship would be less likely to sink.

At last the sailors gave up. "There's no way we can survive a storm like this. We are as good as dead," the men said. "Even with the ropes wrapped around the ship, the ship can't last much longer. We last much longer either. We're exhausted and we've not eaten for days."

This was dreadful news for the Roman soldiers and their prisoners who were passengers aboard the ship. They were headed to Rome to be judged and sentenced. Now it looked like the sea would drown them long before Caesar had anything to say.

Only one man aboard that battered ship still had hope: a Roman prisoner named Paul. But his hope was not because he thought the storm was weakening or the sailors were so brave, or the ship so strong. No. There was nothing on earth he put his hope in. His hopes lay in faithful promises of God. He stood up among them and said, "Be encouraged! Not one of

you will die. Only the ship will be lost. Last night, an angel brought me a message from God. 'Don't be afraid,' he told me. 'You must stand trial before Caesar Nero. God will not let you or anyone else on the ship drown, though the ship will run aground on an island.' So be encouraged, men," Paul urged them. "I have faith in God that it will happen just as the angel said." Paul knew that God was always, completely faithful. If He promised something would happen, it would happen. If He said Paul was to go to Rome, not even this storm would stop him.

Sure enough, the battered ship did not sink in the storm and those on-board survived. Winds swept it across the raging Mediterranean Sea towards the island of Malta. There, ship struck an off-shore sandbar and shattered into hundreds of pieces. The sailors, soldiers and prisoners jumped into sea and swam against the huge waves and strong undertow to shore.

"Two hundred seventy three, two hundred seventy-four, two hundred seventy-five, two hundred seventy-six!" the captain counted the survivors, scattered on the beach in exhaustion. "Not a single person has been lost, just as Paul had said," the captain announced in astonishment.

But Paul was not surprised at the captain's news. He knew that God was always, completely faithful. If He promised something would happen, it would happen. Had not He promised them that everyone would be saved? If the Lord promised that everyone was to be rescued, then not even the worse storm or the strongest undertow could drown them.

Safe from the storm they may have been, but very hungry, cold, wet and exhausted, too, for the storm was

Story-telling Tips**Ahead of time:**

1. Read the Bible verses and story. Pray!
2. Create story cue cards on index cards (or highlight text).
3. Practice telling story dramatically, timing your presentation. Shorten, if necessary to fit your allotted time.
4. Decorate area with story props that help bring your story alive.

During your presentation:

1. Maintain as much eye contact as possible as you tell the story. Point to/use props at important points in the story. Include the kids in your story with a few questions about what they think will happen or words/concepts that might be new to them.
2. Watch the kids for signs that their attention span has been reached. Shorten, if necessary.

still raging. Everyone lay upon the beach, trying to regain their strength. Eventually they would need food and help. But where would food for over two hundred come from? Paul knew. The same God who had been faithful to get them safely through the storm and ashore, would be faithful to keep taking care of them.

When the people of Malta got news of the shipwrecked survivors, they came to their aid with unusual kindness. They welcomed them to their island and built them a huge fire to help them get warm and dry. Oh, how good that fire must have felt to those men, chilled to the bone from their icy swim in the sea and the cold rain that still fell!

Paul helped gather brushwood from nearby undergrowth to keep the fire burning. No one, including himself, wanted to see it go out! But what a deadly surprise Paul received when he put his wood on the fire! In the middle of the wood was a poisonous viper, cold and stiff from the winter rain, himself. As Paul went to put the wood in the fire, the heat drove the resting viper out of its resting place. It struck out at Paul, sinking its sharp fangs deep into his hand. When the islanders saw the snake hanging from his hand, they said to each other, "This man must be a murderer! Dike, daughter of Zeus and Goddess of Justice must know this and has been watching him. This man escaped death from the sea, so she has seen to it that he still gets his just punishment by death from this deadly snake," they told each other.

But Paul just shook off the snake into the fire and never got sick. The people of Malta kept watching him to see if he would swell up or suddenly fall over dead, as usually happened from the bite of this kind of snake. But to their surprise, nothing happened to Paul at all.

"This is no murderer. This is a god! For no ordinary man could survive such a snake bite from this viper," they told each other.

There was no way Paul would let these people think he was some god with special powers to keep him from dying. No, he made sure they knew that it was the power of his faithful God who saved his life. "You must stand trial before Caesar Nero," the LORD had told Paul. Paul knew that God was always, completely faithful. If He promised something would happen, it would happen. If the Lord said Paul would appear before Caesar, then

nothing—not even the bite of the deadliest viper could stop him. The Lord was faithful to keep all His promises.

November, December, January. The men waited on Malta three, long months until the safe sailing weather of spring returned. Perhaps 256 men saw their time on Malta as a frustrating accident, but one of them didn't. Paul knew this shipwreck was part of God's plan for him to tell the good news of Jesus to the people of Malta.

It started when Publius, the chief, Roman official invited Paul and some others to his house to be his special guests. Paul learned that Publius' father was terribly sick. He went and prayed for him and God healed him. News of God's healing power spread throughout the island. Soon, all the sick on the island were brought to Paul and healed, too. Paul was delighted to get to show God's power and use it to point the people of Malta to the good news of salvation through Jesus.

That spring another Alexandrian grain ship stopped in Malta on its way to Rome. The sailors and the Roman soldiers boarded the ship with Paul and the other prisoners. At last they were on their way to Rome. Within a week, the ship arrived at Puteoli, the grand port of Rome. Soldiers escorted Paul to the place where he would stay as he waited for his trial before Caesar. And wait, he did. For two, long years, Paul endured being chained day and night at the wrist to a Roman soldier in a poor, shabby apartment house, near the Roman prison.

What did Paul do as he waited for his trial with Nero? Did he pout about waiting so long, or worry that he would never come to trial? No, he did not. "You must stand trial before Caesar Nero," the LORD had told Paul. Paul knew that God was always, completely faithful. If He promised something would happen, it would happen. If the Lord said Paul would appear before Caesar, then nothing—not even Caesar himself could stop him. The Lord was faithful to keep all His promises. He would go before Caesar in the Lord's perfect timing. He wouldn't spend his time worrying. Instead, he would spend every moment he could proclaiming to all—from the soldiers he was chained to, to all the people who came to visit him, to all the little churches of believers to whom he wrote letters—about the faithfulness of the Lord to always take care of His people and to forgive all who

confess their sins and trust in Jesus.

At the end of those two years, Paul finally got to present his case to Caesar Nero and tell him about Jesus. No one knows exactly what happened to Paul next. Some say the Romans killed him after his trial. Others say that Nero released him from prison. Everyone says that Nero rejected the good news of Jesus. But even though Nero rejected Paul's testimony to his faithful God, many, many others—from some of the soldiers who guarded him to the many people who visited him in prison those two years—heard Paul's testimony to the faithfulness of His beloved God and came to believe and love Him, themselves.

Cracking the Case:

It's time to answer our Case Questions.

1. Who was the Snake Shaker? Why did he shake the snake?

Paul. It bit into him when he got firewood for the fire.

2. What did everyone think would happen to him? Why? Why did he know it wouldn't happen?

They thought he would die because the snake had a very poisonous bite. They believed the gods were punishing him for something bad he had done. Paul knew it would not kill him because God was unstoppable faithful and He had told Paul that he would go to Rome to appear before Caesar.

Something For You and Me

Our Bible Truth is:

The LORD Is Faithful

Our Bible Verse is: Psalm 135:13,18,19

"The LORD is faithful to all his promises and loving toward all He has made...The LORD is near to all who call on Him...in truth. He fulfills the desires of those who fear Him; He hears their cry and saves them."

Paul faced many difficulties that were so big that his very life was at stake; but Paul always kept trusting in the faithfulness of God to keep His promises to him. Paul knew that God had already taken care of his greatest need: to be saved from his sins when Jesus died on the cross. He knew if God had done that, surely He would take care of all his other needs. What greatest need: to be saved from his sins when Jesus died on the cross. He knew if God had done that, surely He would take care of

all his other needs. What about you and me? If we are God's people—those who turn from their sins and trust in Jesus as our Savior—then those very same promises of God that Paul trusted in are true for us, too. We can keep trusting God with all our difficulties, just as Paul did—even if our own life is at stake. God is always, completely faithful.

Let's praise God for being so faithful to His people. Let's ask Him to help us to learn and live by the promises He gives His people, so that like Paul, our trust might be a wonderful testimony to many others about the great faithfulness of the Lord.

Close in prayer.

Closing ACTS Prayer

A God, we praise You for being always faithful, even in the most impossible-looking situations.

C God, we confess that many times when we are in hard situations, we doubt that You will be faithful, even though You have always been faithful ever time before.

T God, we thank You for being faithful to always be with Your people, even when they are worried and are unfaithful to You.

S God, work in our hearts! Help us to turn from our sins and trust in Jesus as our Savior. Help us to trust You to be with us and help us in hard situations rather than giving into fear.

Special Words

Euroquilo: A hurricane-like storm found on the Mediterranean Sea.

Caesar: The title of the king of the ancient Roman Empire.

Malta: An island in the Mediterranean Sea.

Alexandria: A large city in Egypt, located on the Mediterranean Sea.

ACTS PRAYER ACTIVITY

Use this sheet to write down your ACTS Prayer

Instructions:

Use this sheet to help the children apply the Bible Truth into a prayer. You can use the ACTS provided or even better, have the kids think of their own applications. Also have the children add their personal requests to the prayer, too. Lead the children in the prayer or let them pray sections, with your help. Never force a child to pray! Non-readers can participate by you whispering a section of the prayer into their ear and allowing them to pray it aloud for the group.

ADORATION:

God, we praise You for being always faithful to Your people and all Your promises.

God, we praise You for being.....

Add your own Adorations:

CONFESSION:

God, we confess that many times we grumble against You and we worry. We do not believe You will keep Your promises. We need a Savior!

God, we have sinned against You....

Add your own Confessions:

THANKSGIVING:

Thank You, God for the way You have showed Your faithfulness to us even today. Thank You that You have let us hear of Your promises and encouraged us to trust in You. Thank You for Your faithfulness shown through Jesus, who long before we were even born, died to save sinners like us.

God, we thank You for...

Add your own Thanksgivings:

SUPPLICATION:

God, Your promises tell us that You can make great changes in our hearts and our lives. Please, work in our hearts. Help us to turn away from our sins and trust in Jesus as our Savior. Help us to love You and live for You.

God, we need Your help...

Add your own Supplication:

SNEAKY SNACK

Can you figure out how this snack ties in with our case?

Snack: Vicious Viper in the Woodpile

“Gummy” poisonous vipers in a pile of pretzel stick “wood”.

This is only a suggestion. Feel free to modify. Be mindful of allergy issues among your children!

Case Tie-in: Paul wasn’t worried when the vicious viper hiding in the woodpile sprang out and bit him. He believed God’s promise that he would appear before Caesar to tell him about Jesus. Not even a deadly snake could kill him if God had decided otherwise. And that’s exactly the way it was. Paul did not even get sick!

SOUL FOOD

Food for thought during snack time

1. What does the snack have to do with the story?

Choose a few questions from the other activity discussion sheets to talk about during this snack time.

2.

3.

4.

5.

6.

7.

Directions: Read and discuss Bible Truth, using a FEW of the questions. Play game. Feel free to modify the game to fit your children.

The LORD Is Faithful

Being faithful means doing what you promise you will do.

Many times people are not faithful to the promises they make to each other or to God. They do not do what they promised to do. But even though people are often unfaithful, God is always, completely faithful. He always keeps His promises, no matter what.

The Bible is full of God's many promises. He promises to forgive the sins of all turn away from their sins and trust in Jesus as their Savior. He promises to take care of them, to help them, and to only allow in their lives what will be for their good and His glory. He promises to work in their hearts so that they will love God and live for Him more and more. Best of all, God promises to bring these, His dearly-loved people, to live with Him in heaven to enjoy Him forever.

Because God is always completely faithful, His people can fully trust Him and all the promises He makes to them. Thinking about these promises gives them peace and joy for every day of their lives—no matter what happens.

Understanding the Bible Truth

1. What does "faithful" mean? *Doing what you promise you will do.*
2. How is God's faithfulness different from ours? *Many times we are unfaithful, but God is always, completely faithful. He always keeps His promises, no matter what.*
3. Where can we find God's promises to His people? What kind of promises does He make to them? *The Bible. He promises to take care of them, to help them, to only allow in their lives what will be for their good and His glory; to work in their hearts so that they will love and live more and more like Jesus.*
4. What does God promise to do for all who turn away from their sins and trust in Jesus as their Savior? *To forgive their sins and make them His people.*
5. Where does God promise to bring His people one day? Why will that be best of all? *He promises to bring them to live with Him in heaven. That will be best of all because they will get to know and enjoy God fully there. There is no one more wonderful than God to know, and God's people will get to know and enjoy Him forever there!*
6. What can God's people do, because they know He is always, completely faithful? *They can fully trust Him and all the promises He makes to them. They can have peace and joy for every day of their lives—no matter what happens.*

Story Connection Questions

1. How does the case story point to the **Bible Truth: The LORD Is Faithful**? How did the LORD show His faithfulness to Paul?

He promised that He would have Paul testify before Caesar Nero and that all the men on the ship would be saved from the storm. It did not matter how terrible the storm was or how poisonous the snake was that bit him. Nothing would be able to stop God from taking care of Paul and having him get to stand before Nero.

Bible Verse Connection Question

What does our Bible Truth have to do with our Bible Verse: **Psalms 145:13,18-19**: "The LORD is faithful to all his promises and loving toward all He has made...The LORD is near to all who call on Him...in truth. He fulfills the desires of those who fear Him; He hears their cry and saves them."

God's people are the people who fear Him. They know He promises to fulfill their desires with good things, that He hears their cries and will always save them. This is because they know that the LORD is always, completely faithful to all His promises.

Life Application Questions

1. What is something that God's people can do when they are worried, afraid, or faced with something very, very difficult?

They can think about God's promises to them to take care of them and help them. They can remember that He is always faithful and will only allow in their lives what will be for their good and His glory. They can think about how He has forgiven their sins and will take them to live with Him in heaven one day.

2. How can we become God's people for whom these promises are always true? *By turning from our sins and trusting in Jesus as our own Savior.*

ACTS Questions

1. What is something we can praise God for because of this Bible Truth?

Praise God for His never-ending faithfulness to keep His promises.

2. What are sins we can confess to God because of this Bible Truth?

Confess that many times we grumble against God and forget/do not trust in His perfect faithfulness.

3. What is something we can thank God for because of this Bible Truth?

Thank God for some of the many ways we saw His faithfulness this week.

4. What is something we can ask God for because of this Bible Truth?

We can ask Him to work in our hearts, helping us to turn away from our sins and trust in Jesus as our Savior. We can ask God to help us to always trust His faithfulness, even when it is very hard.

The Gospel

1. God has shown His great power to do good to His people and bring glory to His name through Jesus. What is the gospel?

God is the good Creator and King of the world. He made people to worship Him and live by His good laws. But we are all sinners who've rebelled against Him. We all deserve death--God's just, eternal punishment for our sins. How terrible! But God has good news for us. In His great mercy, God sent His Son, Jesus to earth as a man to save sinners. He lived the perfect life that pleases God. (He's the only one who's ever done that!) He offered it up to God His Father as the perfect sacrifice for sins when He suffered and died on the cross. Then, on the third day, Jesus rose from the dead in victory. He had fully paid for the sins of God's people, so they wouldn't have to! Now all who turn away from their sins and trust in Jesus as their Savior will receive forgiveness of sins and eternal life with God. They will be His very own special people who will know Him and enjoy Him forever. We can be God's people, too, if we turn from our sins and trust in Jesus as our own Savior.

Game: Enemy Invaders

Materials

Index cards of two different colors (or use red and black playing cards, such as hearts and spades)

Bible Truth Questions

String or yarn

Two chairs

Masking Tape

Preparing the Game

1. Choose 20+ questions for your game from the Bible Truth Discussion Questions, or make up your own.
2. Write the Bible Truth questions on small thin strips of paper (or make a photocopy of the Bible Truth Discussion Questions and Simply cut them into strips) and put them in the bag/bowl.
3. Tie an end of the string to each chair and draw the line across the room where the teams will be. Preferably this line will be about 4' above the ground.
4. Tape a line about 6' to 9' from the string on each side.
5. Cut cards in half along the long side, making them about the same size as playing cards.

Playing the Game

Divide the children into two teams and have them stand (or kneel to make it even harder!) on their team's line. Give each child an index card, the same color for the children on one team. At your signal, have them try to toss their cards over the line and into their "enemy's" territory on the other side. Add up how many cards fell on each side. That is how many points they can win by answering a question. Choose a question for each team. If the team gets it wrong, the question goes to the other team for an extra point. Distribute the cards and play again.

Game continues as number of questions, time, and attention span allow.

Non-competitive Option

Set a target number of points for the whole group. Challenge the children to see how many turns it takes score the target number of points. Once the target has been reached, start the game over and see how many turns it takes to reach the target the second time.

Optional TAKING IT TO OTHERS Activity: Quiz Questions

Have the children choose a few of the questions from the game to ask the parents/other children during TAKING IT TO OTHERS time. Help pre-readers by whispering the question in their ear and letting them ask it aloud to the parents/other children. Make sure you read the Bible verse aloud before you ask your questions.

Directions:

1. Write words to song in large print before class.
2. Play the song for the children, helping them follow along on the song sheet.
3. Discuss the song, using a few questions from the discussion sheet. *Don't use them all!*
4. Introduce sign language for key words of your choice from sign language sheet for your song. Use as few or as many as you think the children can learn.
5. Sing and sign the song. Sign language as well as large format lyrics and sheet music are found in the PFI Unit Songbook or online.
6. If desired, play the Song Game.

Optional TAKING IT TO OTHERS Activity: Presenting and Singing the Song

1. Sing and sign the song, encouraging the watching children/parents to join in.
2. Ask the class some of the questions listed below. The Bible Truth Connection Question is particularly good to help them understand how the song ties in with the Bible Truth.

Day by Day

Verse 1

Day by day and with each passing moment,
 Strength I find to meet my trials here;
 Trusting in my Father's wise bestowment,
 I've no cause for worry or for fear.
 He whose heart is kind beyond all measure,
 Gives unto each day what He deems best,
 Lovingly, its part of pain and pleasure,
 Mingling toil with peace and rest.

Listen to it on PFI NIV Songs 4, Track 23

Understanding the Song

1. What does "day by day and with each passing hour" mean? *Every hour of each day.*
2. What does the singer find "day by day and with each passing hour" to be true? *God gives him the strength he needs to meet his trials here.*
3. What are trials? *What kinds of trials might he be thinking about? Trials are difficult things that happen. Trials can be sickness, persecution, sad times, hard things we need to do, bad things that happen to us or others we love.*
4. What does "My Father's wise bestowment" mean and how does thinking about that help him during his trials? *The things God wisely chooses to allow to happen to him each day as one of His people, is what "My Father's wise bestowment means. Realizing that God only allows those things—hard or enjoyable—that He in His perfect wisdom chooses for him helps him to trust that the trials he must go through are best for him.*
5. What does "kind beyond all measure" mean? *God is kinder than anyone can imagine.*
6. How does knowing God is so kind keep him from worry and fear? *He knows that God only plans good for him, as one of His people, so he does not need to worry or fear anything that happens to him. One day he will see how God meant it to do good for him.*
7. How does the singer see God's faithfulness in how each day goes? *He knows that God will always be faithful to His promise to always give him the strength he needs for everything that happens to him. Whether it is "pain" (something hard) or "pleasure" (something enjoyable), "toil" (hard work) or "peace and rest," God will only allow what is for His people's good and for His own glory.*

Bible Truth Connection Question

1. How does this song relate to our Bible Truth: **The LORD Is Faithful**?
It praises God's faithfulness to take care of God's people. He will be faithful to help them and to allow only what is for their good and God's glory, every hour of every day.

Story Connection

1. How does this song relate to today's story? *Paul knew God's faithfulness to take care of him every hour of every day. He saw even the hardest things as part of God's wise plan--His wise bestowment--for his life. He knew that God would give him the strength he needed to endure terrible storms, years in prison and even snakebites. He knew God would use it to do good to him (Paul) and to bring glory to His (God's) name.*

Bible Verse Connection Question

1. What does this hymn have to do with our Bible Verse: **Bible Verse: Psalm 145:13,18-19:** "The LORD is faithful to all his promises and loving toward all He has made...The LORD is near to all who call on Him...in truth. He fulfills the desires of those who fear Him; He hears their cry and saves them."?

God's people know that God is faithful to all His promises. They do not have to fear about what comes each day because they know He has promised to always take care of them and to always use everything they go through for their good and His glory.

Life Application Questions

1. How can God's people be affected by the message of this song? *They can praise God for His perfectly wise bestowment of what is best for each of them each day. They can ask Him to help them to always trust in His faithfulness to always give them what they need each day.*

2. How can we become God's people? *By turning away from our sins and trusting in Jesus as our Savior.*

ACTS Questions

1. What is something we can praise God for from this hymn?

Praise God for His faithfulness to His people, every day, every hour.

2. What are sins we can confess to God from this hymn?

Confess that many times we grumble against the trials God has for us to go through, even though they might be for our good and His glory. We would rather not go through them at all. And, confess that many times we grumble that we are too weak to handle the hard things we have to go through instead of asking God to give us the strength to go through them.

3. What is something we can thank God for from this hymn?

We can thank God for being so faithful to His people. Every moment, every situation, they know He will give them strength to do what He wants them to do.

4. What is something we can ask God for from this hymn?

We can ask God to work in our hearts, helping us turn from our sins and trust in Jesus as our Savior. We can ask Him to give us the strength to go through whatever He wants us to go through. We can ask Him to always trust His faithfulness every day, even when it is very hard.

Gospel Question

1. God is faithful day by day, but we are not. We are all sinners who have disobeyed God and doubted His faithfulness. We all deserve His forever punishment for our sins. What hope has God given for people like us? What is the gospel?

God is the good Creator and King of the world. He made people to worship Him and live by His good laws. But we are all sinners who've rebelled against Him. We all deserve death--God's just, eternal punishment for our sins. How terrible! But God has good news for us. In His great mercy, God sent His Son, Jesus to earth as a man to save sinners. He lived the perfect life that pleases God. (He's the only one who's ever done that!) He offered it up to God His Father as the perfect sacrifice for sins when He suffered and died on the cross. Then, on the third day, Jesus rose from the dead in victory. He had fully paid for the sins of God's people, so they wouldn't have to! Now all who turn away from their sins and trust in Jesus as their Savior will receive forgiveness of sins and eternal life with God. They will be His very own special people who will know Him and enjoy Him forever. We can be God's people, too, if we turn from our sins and trust in Jesus as our own Savior.

Song Game: Mimic Me!

Materials

Sign Language

Song

Preparing the Game

None.

Playing the Game

1. Practice the song and signs until the children know them well. Choose a person to be the leader and let them decide upon an action for everyone to do as they sing the song, such as jump on one foot, etc.
2. Sing the song while doing the chosen action.
3. Select another child to be the leader.
4. If desired, you can choose a different action for different important words in the song, such as jump on one foot when you sing the word "grace", but clap your hands when you sing the word "Jesus". Ask the children the meaning of each of the words before adding in their action.

Game continues as number of questions, time, and attention span allow.

choose a FEW questions for discussion, then choose the game and/or music activity

Meditation Version: Psalm 145:13,18-19

"The Lord is faithful to all his promises and loving toward all He has made...The LORD is near to all who call on Him...in truth. He fulfills the desires of those who fear Him; He hears their cry and saves them."

Alternate Memory Version: Psalm 145:13

"The Lord is faithful to all his promises and loving toward all He has made."

Understanding the Bible Verse

1. What is the Lord faithful to? What does that mean? *He is faithful to all His promises, which means that He will always keep every promise He makes.*
2. Who is the Lord loving toward? *All He has made--which is everything.*
3. To whom is the Lord near? *All who call in Him in truth—all who cry out to Him in faith.*
4. What's a desire and whose desires does He fulfill? *A desire is something that we want. He fulfills the desires of those who fear Him.*
5. What does it mean to fear God? *It means to understand how great and holy God is and to want to honor Him with all your life, because you understand what He is like.*
6. How does God fulfill the desires of those who fear Him? *It doesn't mean that He always gives them just what they might first think is best. People who fear God know that He knows best and that even if they want something, God might not give them what they want b/c He knows better than they do. People who fear God desire most of all to have God glorified, even if that means they don't get something else that they think they want. They trust that He knows best how to fulfill their desires and that He always, only fulfill their desires in the best way.*

Bible Truth Connection Question

1. What does this verse have to do with the **Bible Truth: The Lord Is Faithful?**

God's people are the people who fear Him. They know He promises to fulfill their desires with good things, that He hears their cries and will always save them. This is because they know that the LORD is always, completely faithful to all His promises.

Story Connection Questions

1. What does this verse have to do with our story? *Paul never doubted that the Lord was near him when he called to him. There was no place or no difficulty in which the Lord would not hear his cry and save him, be it a raging storm at sea or after being bit by a poisonous viper. Even though, Paul perhaps would have not desired to experience all the hard things he went through, Paul feared the Lord and he knew that the Lord would be faithful to fulfill his every desire with what was best for him and for God's glory.*

Life Application Questions

1. What happens when people who fear God cry out to Him? *He hears them and saves them.*
2. How do we show that we fear God? *By turning from our sins and trusting in Jesus as our own Savior.*

ACTS Questions

1. What is something we can praise God for from this Bible verse?

Praise God for His never-ending faithfulness to keep His promises. Praise Him for being so loving to all He has made.

2. What is something we can confess to God from this Bible verse?

Confess that many times we grumble against God and forget/do not trust in His perfect faithfulness. Many times we get upset with Him for not fulfilling our desires just the way we want them to be fulfilled or not as soon as we want Him to. We think we know better than He does. We need a Savior!

3. What is something we can thank God for from this Bible Verse?

We can thank God for being faithful to always hear the prayers and needs of His people and answer them. Thank Him for filling their desires with good things that He knows is best for them.

4. What is something we can ask God for from this Bible Verse? *Ask God to help us always trust His faithfulness, even when it is very hard. Ask Him to give us the desire to turn away from our sins and trust in Jesus as our Savior. Ask Him to fulfill that desire with His forgiveness. Ask Him to help us to trust Him to be faithful to all His promises.*

Gospel Question

1. God is faithful, but we are not. We are all sinners who have disobeyed God and doubted His faithfulness. We all deserve His forever punishment for our sins. What hope has God given for people like us? What is the gospel? *God is the good Creator and King of the world. He made people to worship Him and live by His good laws. But we are all sinners who've rebelled against Him. We all deserve death--God's just, eternal punishment for our sins. How terrible! But God has good news for us. In His great mercy, God sent His Son, Jesus to earth as a man to save sinners. He lived the perfect life that pleases God. (He's the only one who's ever done that!) He offered it up to God His Father as the perfect sacrifice for sins when He suffered and died on the cross. Then, on the third day, Jesus rose from the dead in victory. He had fully paid for the sins of God's people, so they wouldn't have to! Now all who turn away from their sins and trust in Jesus as their Savior will receive forgiveness of sins and eternal life with God. They will be His very own special people who will know Him and enjoy Him forever. We can be God's people, too, if we turn from our sins and trust in Jesus as our own Savior.*

Game: Day at the Beach

Materials

- Bible verse written up in large print so that all can see
- 2 large pieces of paper or poster board
- 10 or so various beach items, per team
(shells, sunglasses, beach balls, lotion bottle, fish, sand bucket, shovel, etc.)
- Paper, marker
- 1 towel (preferably beach towel) per team

Preparing the Game

1. Make copy of the verse per team and cut it apart into as many parts as many pieces as beach articles per team. Number this verse pieces in order and tape them to the beach articles.
2. Make a sign per team of the verse. If you have a lot of non- or early readers, write the verse in easy to read print, numbering each word/section that correspond to the sections on the cut-up version of the verse. If your children are all proficient readers, do not write the verse on the poster board, but Simply draw lines and number them 1-10, corresponding to the 10 verse pieces.
3. Write down and cut out the numbers used on the verse pieces and put in a little bag or jar.
4. Use masking tape to mark starting line.
5. Tape the numbered verse pieces to the beach items and make a pile for each team at the far end of the relay area.
6. Place a towel at the starting line for each team.

Learning the Verse

Some or all of your children may be non- or early readers. Teach the verse in sections, having them say it after you. Repeat a few times. Add clapping or other movement as they say it.

Directions

1. If desired, lead the children in a discussion of a **FEW** of the most important questions before beginning game.
2. Explain the game to them as follows:
WARNING: Limit the children to walking quickly if you have a slick floor.
Divide the children into teams. Explain everyone will say the verse together, then you will pull out a number from your bag. The first two children in each line will rush down to the other end of the relay area with the ends of the towel in each partner's hands. The partners are to say the verse to the leader, then they are to find the beach item with the corresponding number in their beach towel for them to carefully carry back to the "beach house" (start). If they drop it, they have to go all the way back and start again. When all items have been retrieved, they are to place them in verse order. The team will then put all the pieces in verse order. If working with less confident readers, point out to them that they can use the sign you made and the numbers in the verse pieces as hints to help them line it up properly. After getting it in order, the team will finish by saying the verse all together. The first team to do so, wins.

Non-competitive Option

Don't split the children into teams. Have only one set of beach items. Have the children take turns retrieving the items in pairs and adding it to the class beach house. Together they will work to put the verse together after collecting all the beach items are collected.

Optional TAKING IT TO OTHERS Activity: Quiz Questions

Have the children choose a few of the questions from the game to ask the parents/other children during TAKING IT TO OTHERS time. Help pre-readers by whispering the question in their ear and letting them ask it aloud to the parents/other children. Make sure you read the Bible verse aloud before you ask your questions.

Directions:

1. Write words to song in large print before class.
2. Play the song for the children, helping them follow along on the song sheet.
3. Discuss the song, using a few questions from the discussion sheet. *Don't use them all!*
4. Introduce sign language for key words of your choice from sign language sheet for your song. Use as few or as many as you think the children can learn.
5. Sing and sign the song. Sign language as well as large format lyrics and sheet music are found in the PFI Unit Songbook or online.
6. If desired, play the Song Game.

Optional TAKING IT TO OTHERS Activity: Presenting and Singing the Song

1. Sing and sign the song, encouraging the watching children/parents to join in.
2. Ask the class some of the questions listed below. The Bible Truth Connection Question is particularly good to help them understand how the song ties in with the Bible Truth.

Faithful! He Is Faithful!

Faithful! He is faithful!
 The Lord is faithful to all His promises.
 Loving! He is loving!
 The Lord is loving toward all He has made.
 The Lord is near to all,
 To all who call on Him in truth.
 He fulfills the desires of those who fear Him,
 He hears their cries and saves them.
 Faithful! He is faithful!
 The Lord is faithful to all His promises.
 Loving! He is loving!

Listen to it on PFI NIV Songs 4, Track 24

Song Game: Word Take Away

Materials

Sign Language Signs and Song
 White board and marker
 Eraser

Preparing the Game

1. Write the words to the song on a white board.

Playing the Game

1. After children have learned the song and signs well, then tell the children that you are going to leave out words from the song (that you've learned signs for) and just do the sign in its place.
2. Have the children help you choose a word to take out. Erase the word from the board. Review the sign the for erased word.
3. Sing the song, trying to remember to NOT sing the word and do only the sign.
4. Continue to take out words until all of the words (with signs) have been taken out.

Game continues as number of questions, time, and attention span allow.

STORY REVIEW

Directions: Read and discuss Bible Truth, using a FEW of the questions. Play game. Feel free to modify the game to fit your children.

General Story Questions

1. What did the sailors do to try to save the ship?

Throw off excess cargo, drag the anchors, tie ropes around the ship.

2. Why did they give up hope? *They could see nothing else to do and they were exhausted.*

3. Why didn't Paul give up hope? *An angel brought him the Lord's promise that he would stand trial before Nero and that the Lord would save everyone aboard the ship. He knew God was always faithful, so there was nothing to fear.*

4. What island did the ship approach and how did the men get to it? *Malta. They had to swim because the ship was broken to pieces on a sandbar off shore.*

5. What were the people of Malta like? How did they help the men?

They were very friendly and believed in the Greek gods. They built a fire so the men could get warm and dry.

6. What did the people of Malta think about Paul when he first got bit by the viper?

That he must be a murderer and was being punished. The storm should have killed him, but since he escaped, Dike the goddess of Justice had sent this viper to kill him.

7. Why did they change their mind and decide Paul must be a god?

Because he never worried about the snake bite, but just shook off the snake. The deadly bite never harmed him, even though usually it would have been enough to kill a man.

8. How did God faithfully take care of Paul during his three months on Malta?

He got to stay at Publius' estate for a little while. He got to show many the faithfulness of God by acts of healing and explaining them about Jesus. The people took care of their needs and then when they were ready to go, even gave them things to care of them on board the ship.

9. What did Paul use the time in Rome to do, as he waited to appear before Nero?

He did not complain or pout at how long he had to wait. Instead, he trusted in his faithful God who he knew would have him appear before Nero at just the right time. He used the time to write believers in other churches and to tell everyone around him in Rome about Jesus.

10. What happened when Paul came before Nero?

Nero did not believe. We are not sure if he released Paul then or had him killed.

Bible Truth Connection Questions

1. What does this story have to do with our **Bible Truth: The LORD Is Faithful**? How did God show His faithfulness to Paul?

The Lord promised that He would have Paul testify before Caesar Nero and that all the men on the ship would be saved from the storm. It did not matter how terrible the storm was or how poisonous the snake was that bit him. Nothing would be able to stop God from taking care of Paul and having him get to stand before Nero.

Life Application Questions

1. What promises does God give us in the Bible that can help God's people to be encouraged, even when others are discouraged? *We can remember that God promises to never forsake His people; that He never gives them more than they can bear each day; that He promises to take care of all of their needs; that one day they will get to live forever with Him in heaven, etc.*

2. How can we become one of God's people to whom these promises will always be true? *By turning from our sins and trusting in Jesus as our own Savior.*

Bible Verse Connection Question

1. What does the story have to do with our **Bible Verse: Psalm 145:13,18-19**: "The LORD is faithful to all his promises and loving toward all He has made...The LORD is near to all who call on Him...in truth. He fulfills the desires of those who fear Him; He hears their cry and saves them."?

Paul never doubted that the Lord was near him when he called to him. There was no place or no difficulty in which the Lord would not hear his cry and save him, be it a raging storm at sea or after being bit by a poisonous viper. Even though, Paul perhaps would have not desired to experience all the hard things he went through, Paul feared the Lord and he knew that the Lord would be faithful to fulfill his every desire with what was best for him and for God's glory.

ACTS Questions

1. What is something we can praise God for being that we learned in our story?

Praise God for His perfect faithfulness, even in impossible-looking situations. He always keeps His promises.

2. What is something we can confess as sin that we learned in our story?

Confess that many times we are doubters of God's faithfulness, especially in impossible-looking situations. We need a Savior!

3. What is something we can thank God for that we learned in our story?

We can thank God that He never gives us any reason to doubt that He will fulfill His promises. Nothing is too difficult for Him to overcome.

4. What is something we can ask God for that we learned in our story?

We can ask God to work in our hearts, helping us to turn away from our sins and trust in Jesus as our Savior. We can ask Him to make us like Paul, who kept believing God would be faithful to them, even in impossible-looking situations.

The Gospel

1. What was the good news of Jesus that Paul told to many, including Caesar Nero in Rome? What is the gospel?

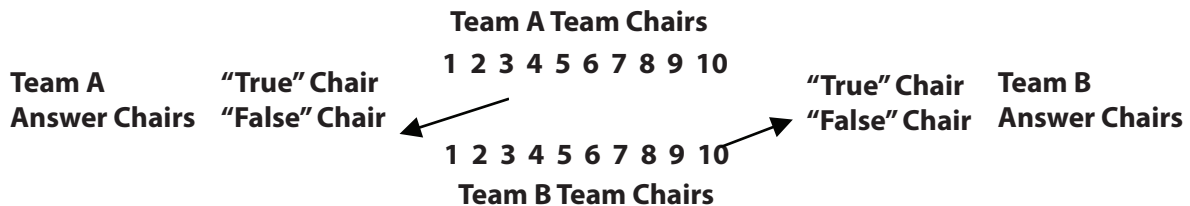
God is the good Creator and King of the world. He made people to worship Him and live by His good laws. But we are all sinners who've rebelled against Him. We all deserve death--God's just, eternal punishment for our sins. How terrible! But God has good news for us. In His great mercy, God sent His Son, Jesus to earth as a man to save sinners. He lived the perfect life that pleases God. (He's the only one who's ever done that!) He offered it up to God His Father as the perfect sacrifice for sins when He suffered and died on the cross. Then, on the third day, Jesus rose from the dead in victory. He had fully paid for the sins of God's people, so they wouldn't have to! Now all who turn away from their sins and trust in Jesus as their Savior will receive forgiveness of sins and eternal life with God. They will be His very own special people who will know Him and enjoy Him forever. We can be God's people, too, if we turn from our sins and trust in Jesus as our own Savior.

Game: Yes, No and Go**Materials**

Various detective looking items (a hat, dark glasses, tie, suit, watch, etc)
 Paper and Marker
 Tape
 Story Review Questions

Preparing the Game

1. Use the Story Review questions for ideas to come up with 20+ statements that are true, false, or not in the story.
2. Set up the chairs in two lines, with chairs facing each other. Each chair should be spaced far enough from its neighboring chairs so that a child could run around it. Place at each end of the rows, two chairs that also face towards the Middle. Write the words "true" and "false" on 2 index cards each and tape each to one of the chairs at the end of the rows. There should be one set of true and false chairs at one end and one set at the other end, one set for each team. With the remaining index cards, make 2 sets of numbers that correspond to the number of chairs in each long row. (If 5 chairs on a side, then number two sets of cards from 1 to 5.) Tape these numbers to the back/bottom of each chair. Have the numbers descend on one side and ascend on the other side. (i.e., if using numbers 1 to 5, then number 1 on one row be across from number 5, number 2 across from number 4, etc.) See diagram for illustration of chair set up.

**Playing the Game**

Divide the children into two teams and have them take their places in the chairs. Assign the child the number on their chair. After everyone is seated, the leader reads one of the true/false/not in the story statements and then calls out a number. The player from each team with that number is to run to sit in their team's true or false chair. If the answer is not in the story, the children are to run around their chair and sit down in their seat with arms folded over their chest. The first of the players to make it to the correct seat scores a point for his team.

Play continues as statement cards last, or as time and attention span allow.

Non-competitive Option

Instead of using two sets of the same numbers for each "team," use only one set of numbers. (For example, instead of having two sets of chairs numbered from 1-10, number the chairs from 1-20). And, have only one true/false chair. The child whose number is called runs to the right chair.

Optional TAKING IT TO OTHERS Activity: Quiz Questions

Have the children choose a few of the questions from the game to ask the parents/other children during TAKING IT TO OTHERS time. Help pre-readers by whispering the question in their ear and letting them ask it aloud to the parents/other children.

CASE REPLAY ACTIVITIES

Use this guide to review the Case Story and act it out for others to enjoy!

CASE REPLAY, JR: YOUNGEST CHILDREN

Description: The children will act out the story together, everyone doing the same action/sound effect at the same time. This activity is most suitable for kindergarteners.

Materials

The Case RePlay, Jr. script for younger children

Preparation

1. Read through the script and write in the blanks along the side possible actions/sound effects the children could do to act it out.

Instructions

1. Tell the children that they will be re-enacting the story together as you tell it.
2. As you read the script, lead the children in actions/sound effects to do with you.
3. If desired, you can read the script and stop at certain sentences and ask them what a good action/sound effect would be to act out what you just read.
4. Repeat the re-enactment one or two times more.

CASE REPLAY, SR: OLDER CHILDREN

Description: The children act out the story as a three-scene play. You will narrate it using the Case RePlay, Sr. script and they will act it out (no spoken words, for the most part), with each child assuming a different character's role. This activity is most suitable for first grade and up. You will review the story, then practice it a few times before performing it for others.

Materials

The Case RePlay, Sr. script
White board or other large format paper
Costumes and props

Preparation

1. Prepare for the play by choosing costumes and props for each character in the story. Decorate the area with any scenery props.
2. Write the words "Beginning," "Middle," "End" on a large piece of paper/whiteboard with plenty of space under each heading. You will use this paper to help the children think about the story as a three-scene play, as it is presented in the script.

Instructions

1. Tell the children that they will get to act out the story as a three-scene play, with a beginning, Middle and end section. Tell them that before they can act it out, they need to think it out. as you narrate it with your script.
2. Take the children's answers as they recount the story, helping them put key incidents in the right order.
3. If desired, when they have filled in their Beginning, Middle, End, read through your whole (real) script, so they hear exactly what you will have them act out.
4. Then tell the children that it's time to practice acting out the story.
5. Assign parts to each child. If you are using costumes, do NOT give them out at this point. They will be a distraction.
6. Have all the children sit on the floor or in chairs on one side of the "stage," then call the characters up in place as their part in the story comes.
7. As you read the script, guide the children in where you want them to move or do to act it out.
8. After going through the whole script once, give out any costumes and props and act out the script once or twice more.

Optional TAKING IT TO OTHERS Activity: Re-enacting the Story

Read the script as the children act out together (younger) or assuming different roles (older) as the other children or the parents watch.

CASE REPLAY, JR--YOUNGER KIDS (KINDERGARTEN) P.2

Welcome to our play! The name of our story is called: The Case of the Snake Shaker .

This story takes place in New Testament times, about thirty years after Jesus died on the cross and rose from the dead. At starts out in a storm on the Mediterranean Sea.

And now we present: "The Case of the Snake Shaker ."

Scene 1:

An Alexandrian grain ship headed to Rome got stuck in the Middle of a huge storm on the Mediterranean Sea. The storm threatened to sink the ship and all the sailors, Romans soldiers and prisoners on board. The sailors threw off excess cargo, dragged anchors on the sea bottom, and even tied ropes around the ship to keep it from sinking. Nothing seemed to help and the sailors were giving up hope. Paul was one of the prisoners aboard the ship. He trusted in God's faithfulness to help them. He encouraged everyone, telling them that the Lord would save them all. The Lord had given Paul His promise through an angel, that no one would drown and Paul would make it to Rome to appear before Caesar to tell him the good news of Jesus. The storm blew the ship all the way to the island of Malta. Everyone jumped off the boat right as it hit a sandbar and shattered into pieces. Everyone swims for the beach. To the captain's astonishment, everyone survived, just as Paul had told them.

Actions:

Scene 2:

The people of Malta help them by building them a big fire to get them warm and dry. When Paul gathers sticks to put on the fire, a viper strikes his hand. The people of Malta think must be a murderer who should have been killed by the storm and who is now being punished by Dike, goddess of justice. When they see nothing happen to Paul, they change their mind and think he is a god. For three months they are stuck on Malta until spring. The Lord is faithful to take care of Paul's needs and even uses him to tell others about Him. Paul and his friends are invited to the estate of Publius, the Roman in charge of Malta to stay for a few days. Paul heals his father of dysentery. As word spreads about this, many others bring their sick to be healed.

Scene 3

In the spring, another grain ship comes to Malta and takes them all to Rome. Paul must wait two years to appear before Nero. Even though forced to live chained to a soldier, in a dingy, little apartment, Paul does not complain, but uses every opportunity he has to write or to tell everyone about the faithfulness of the Lord. Paul finally gets to speak to Nero. Nero does not turn from his sins and believe in Jesus but many others who come to Paul during those two years do.

Bible Truth Tie-In:

The Bible Truth we are learning is: **The LORD Is Faithful.** Against all odds, Paul survived a terrible storm at sea and the deadly bite of a viper to appear before Nero. This was not because he was lucky, it was because God was faithful. He promised Paul he would appear before Nero and was faithful to make sure that it happened.

CASE REPLAY, SR--OLDER KIDS (1ST GRADE AND UP) P.3

Welcome to our play! The name of our story is called: The Case of the Snake Shaker.

This story takes place in New Testament times, about thirty years after Jesus died on the cross and rose from the dead. At starts out in a storm on the Mediterranean Sea.

The characters in our story are: Paul, the sailors, soldiers and other prisoners on the ship, the angel, the people of Malta, Publius, Caesar Nero, Roman soldiers in Rome.

And now we present: "The Case of the Snake Shaker."

Scene 1: (Beginning)

An Alexandrian grain ship headed to Rome got stuck in the Middle of a huge storm on the Mediterranean Sea. The storm threatened to sink the ship and all the sailors, Romans soldiers and prisoners on board. The sailors threw off excess cargo, dragged anchors on the sea bottom, and even tied ropes around the ship to keep it from sinking. Nothing seemed to help and the sailors were giving up hope. Paul was one of the prisoners aboard the ship. He trusted in God's faithfulness to help them. He encouraged everyone, telling them that the Lord would save them all. The Lord had given Paul His promise through an angel, that no one would drown and Paul would make it to Rome to appear before Caesar to tell him the good news of Jesus. The storm blew the ship all the way to the island of Malta. Everyone jumped off the boat right as it hit a sandbar and shattered into pieces. Everyone swims for the beach. To the captain's astonishment, everyone survived, just as Paul had told them.

Scene 2: (Middle)

The people of Malta help them by building them a big fire to get them warm and dry. When Paul gathers sticks to put on the fire, a viper strikes his hand. The people of Malta think must be a murderer who should have been killed by the storm and who is now being punished by Dike, goddess of justice. When they see nothing happen to Paul, they change their mind and think he is a god. For three months they are stuck on Malta until spring. The Lord is faithful to take care of Paul's needs and even uses him to tell others about Him. Paul and his friends are invited to the estate of Publius, the Roman in charge of Malta to stay for a few days. Paul heals his father of dysentery. As word spreads about this, many others bring their sick to be healed.

Scene 3: (End)

In the spring, another grain ship comes to Malta and takes them all to Rome. Paul must wait two years to appear before Nero. Even though forced to live chained to a soldier, in a dingy, little apartment, Paul does not complain, but uses every opportunity he has to write or to tell everyone about the faithfulness of the Lord. Paul finally gets to speak to Nero. Nero does not turn from his sins and believe in Jesus but many others who come to Paul during those two years do.

Bible Truth Tie-In:

The Bible Truth we are learning is: **The LORD Is Faithful.** Against all odds, Paul survived a terrible storm at sea and the deadly bite of a viper to appear before Nero. This was not because he was lucky, it was because God was faithful. He promised Paul he would appear before Nero and was faithful to make sure that it happened.

A Deadly, Poisonous Viper

Description

Children will make a curly snake out of poster board and decorated with paint.

Materials

12" x 12" square of white poster board or other thin cardboard per child

Tempera paint, various colors

Paintbrushes

Combs, about 1 per every two children

Scissors

1 12" plate

2' of string/yarn per child

Glue Stick

Preparing the Craft

1. Use the plate to draw 1 12" circle per child onto the poster board. Cut out circles.
2. Sketch out a spiral as shown in Figure #1 onto the poster board. Cut out.
3. Prepare the tempera paints. If using a powder, make the paints fairly thick.
4. Cut the combs into 2 pieces.
5. Poke hole in "tail" of snake, big enough to insert piece of string.
6. Make a forked tongue out of scrap of cardboard. Attach to head of snake on underneath side with glue stick.

Making the Craft

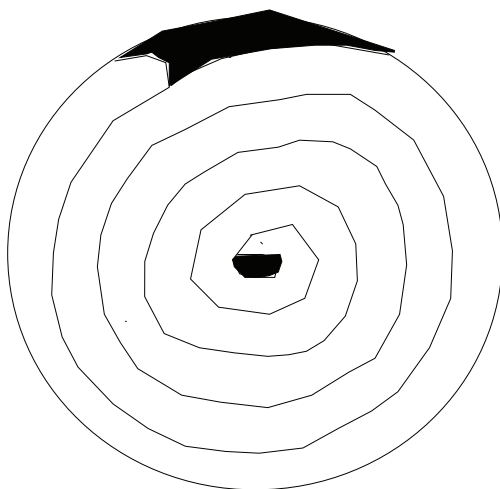
1. Show the children your sample of the craft.
2. Have the children paint little ½" to 2" block sections of color across their snakes.
3. Use the combs to make designs in the paint. See Figure #2 for example.
4. Attach string to tail of snake.

Making a Bible Truth Connection

Once the children have settled into their craft, use the Bible Truth- Craft Connection Sheet to lead discussion about the craft. Note that most of these questions echo the questions on the case board, providing a review of what the children learned earlier.

Optional TAKING IT TO OTHERS Activity: Craft Presentation

If you are presenting the craft to other children or parents the children can hold up their crafts (or your model craft) and read their Bible Truth Connection answers to explain the importance of the craft.



CASE CRAFT**Discussion Guide****Instructions:**

As the children are settled into making their craft, ask them these questions to help them understand the craft's significance. Use the answers provided to guide the children's answers.

Discussion Questions

1. On what island did Paul and the others swim to shore? *Malta.*
2. What happened to Paul that could have killed him? *He was bitten by a poisonous, deadly viper.*
3. Why wasn't Paul worried about the snake bite? *God had promised him that he would appear before Caesar Nero in Rome and tell him about Jesus. God was faithful. He would heal Paul of this bite. He would not let him die.*
4. What is Bible Truth that we are learning?
The LORD Is Faithful.
5. What does our craft have to do with our Bible Truth: The LORD Is Faithful?
Time after time Paul had seen God be completely faithful to His promises. Paul knew that not even the poison of this deadly viper could kill him because God would be faithful to His promise to him that he would stand trial before Caesar.
6. What can our craft help us remember?
Nothing is powerful enough to cause God to be unfaithful in His promises to His people.

TAKING IT TO OTHERS**Craft Presentation****Instructions:**

Have children hold up your model craft/their crafts. Choose five children (or you say) the five sections below to explain the craft's importance.

Presentation:

1. Our craft is: A Poisonous, Deadly Viper
2. On the island of Malta, Paul did not worry when he was bitten by a poisonous, deadly viper because God had promised him that he would stand trial before Caesar and he knew God was always faithful to keep His promises.
3. Our Bible Truth is: The LORD Is Faithful.
4. Time after time Paul had seen God be completely faithful to His promises. Paul knew that not even the poison of this deadly viper could kill him because God would be faithful to His promise to him that he would stand trial before Caesar.
5. Our craft can help us remember that nothing is powerful enough to cause God to be unfaithful in His promises to His people.

Note: Even non-readers can participate in presenting the craft, if you will whisper what they are to say in their ear and let them say it aloud for the others to hear.

BEFORE CLASS:**1. PICK YOUR PERSON**

VIPPs can be anyone in your church! Typically, they fall into 6 categories: Church staff, Elders, Deacons/deaconesses, Special Volunteers (people who aren't paid, but spend a lot of time helping out in particular ways), Supported Workers (aka missionaries), and Church Members.

2. GATHER YOUR FACTS

Use the VIPP Information Sheet to write down the facts about your VIPP. The information on this worksheet is used in the VIPP activities, listed in the "Choose an Activity" section below.

DURING THE ACTIVITY:**1. INTRODUCE YOUR VIPP**

Introduce your VIPP to the children, using the VIPP Information Sheet. Fill in a set of VIPP Clue Cards with the information for your VIPP. If desired, you can even have the actual person come into class for the children to meet.

Need help describing what someone does for the church in a kid-friendly way? Check out the list of common VIPPs on the Praise Factory website in the PFI resources. There are lots of kid-friendly descriptions for common VIPP's, such as pastors, elders, deacons and a lot more.

2. PRAY!

Lead the children in praying for the VIPP. Ask the children if they would like to pray for one of the VIPPs prayer requests. Even non-readers can pray for the VIPP if you whisper the prayer request in their ear, then let them say it aloud. Never force a child to pray!

3. CHOOSE AN ACTIVITY

There are two activities you can use to help the children learn about the VIPP:

VIPP Clue Cards: These are nine coloring sheets in which children fill in the nine things they learn about the VIPP from the VIPP Information Sheet. Photocopy a set of each child. Use as few or as many of these Clue Cards as you desire.

VIPP Game: This is a game that uses a set of Clue Cards for one or two VIPPs.

Choose a VIPP and fill in his/her information on the VIPP Information Sheet. Fill in a set of VIPP Clue Cards with the information for your VIPP. Tell the children about the VIPP, having them fill in the VIPP Clue Cards with the key facts as they learn them. Write any words the children need to write on a white-board or other piece of paper so they can see how to spell them. Help younger children write these words on their clue cards. Ideas for how to tell the children about many common VIPPs are listed at praisefactory.org with the resources for this Bible Truth.

Optional TAKING IT TO OTHERS Activity: Introduce and Pray for the VIPP

If you are presenting the VIPP to other children or parents you can assign children to hold up the 10 clue cards and say what each card tells about the VIPP. (Or, you can have the children hold them up as you tell what each one means.) Then lead the children in praying for the VIPP.

Game: Crabbin' Around

Materials

Information Sheet for two VIPPs

2 Sets of Clue Cards

Tape

A Bag

Preparing the Game

1. Fill in one set of clue sheets for the VIPP you are using.
2. Put all the Clue Cards in a bag, except for the ones with the names and pictures of the VIPPs.
3. Tape the picture and name of each VIPP to the wall, about 3 feet from the ground.

Playing the Game

Reveal: Tell the children about the VIPPs, showing them your filled-in clue cards as you tell about them.

Review: Put the Clue Cards for both VIPPS put in one bag. Mix up. Have children sit down, with their legs in front of them and their hands propped behind them. Show them how to get in crab position and try moving around. (Moving on hands and feet, with front side facing up). Tell them that you will pull out a clue, tell them what it is and they are to crab-crawl their way to the picture of the person who it belongs to. Give them the answer after everyone has run to their guessed person. Continue until all clues have been used up.

VIPP INFORMATION SHEET

VIPP NAME:

WHAT VIPP LOOKS LIKE

Man or Woman? _____

Hair color? _____

Eye color? _____

FAVORITE ANIMAL

FAVORITE FOOD

FAVORITE FREE TIME ACTIVITY

WHAT VIPP DOES DURING WEEK

VIPP GROUP OF SERVICE:

Church Member

Deacon

Elder


Church Staff

Special Volunteer

Supported Worker
(Missionary)

3 WAYS VIPP SERVES CHURCH

3 WAYS TO PRAY FOR THE VIPP



BIBLE TRUTH 9 OVERVIEW

Unit 4: The God Who Reveals Himself

Big Question and Answer: "Can Anybody Tell Me What the LORD Is Like? He's Not Like Anyone Else!"

Bible Verse: "O LORD, there is no God like you." 1 King 8:23

Bible Truth 9 Concept: The LORD's Names Tell Us about Him

When we are born, our parents name us. Sometimes we are named after someone in our family or someone in the Bible. Besides our real names, many times our family or friends give us a nickname that describes something about us.

The Bible tells us that God has a real name and many nicknames, too. All His names tell us something about Him. God's real name is "Yahweh," which means "I Am Who I Am. It means that God is eternal, with no beginning or end. It means that no one else is like Him. He alone is the source and sustainer of all life. When we read the word "LORD" in the Bible that is like saying "Yahweh."

God has many nicknames, too, such as Savior; God Most High, Almighty God, the Everlasting God, the Rock and the Good Shepherd. God commanded Mary and Joseph to give His Son the name, Jesus, because it means "Yahweh saves." At the end of time when Jesus returns, the Bible tells us that every knee will bow and every tongue confess that Jesus is King of Kings and Lord of Lords.

God's name and nicknames tell us how great He is and how completely worthy of all of our love, trust, obedience and praise.

Bible Truth 9 Bible Verse

Meditation Version: Deuteronomy 32:3-4

"I will proclaim the name of the LORD. Oh, praise the greatness of our God! He is the Rock, his works are perfect, and all his ways are just. A faithful God who does no wrong, upright and just is he."

Alternate Memory Version: Deuteronomy 32:3

"I will proclaim the name of the LORD. Oh, praise the greatness of our God!"

Bible Truth 9 ACTS Prayer

- A** God, we praise You for being Yahweh, the "I Am Who I Am," Eternal, the Source and Sustainer of Life, unlike anyone or anything else.
- C** God, we confess that many times we forget what Your names tell us about You. Many times we do not honor You, trust You or live for You as we should. We need a Savior!
- T** Thank You, God for choosing to tell us so much about Himself through His names. Thank You for always being true to Your names.
- S** God, help us to spend time thinking about Your names and knowing You better. Help us to believe that You are faithful to be as good as Your names tell us You are. Help us to turn away from our sins and trust in Jesus as our Savior, just as His name tells us He is.

Bible Truth 9 Stories

Lesson 1: The Case of the Unknown Name (Old Testament)

Genesis 22; Exodus 2-5,12:31

Lesson 2: The Case of the Name above the Nats (Story of the Saints)

Lesson 3: The Case of the Heavenly Light (New Testament)

Matthew 1,12; Mark 3; Luke 1-2,8; John 7,8;12-59; Acts 1:14; 1 Corinthians 15:7

1. GETTING STARTED: Welcome and Opening Songs (*introduce unit and get kids moving with these songs*)

<p>Welcome</p>	<p>“Welcome to Praise Factory. We’re so glad you’ve joined us! Here at the PFI we are investigators. (That’s what the “I” stands for!) Investigators look for answers to questions. In PFI, we look for answers to big questions about God. We dig deep down in the truths of God’s Word to find them.”</p>
<p>Praise Factory Theme Song</p>	<p>“Let’s sing our Praise Factory Investigator’s theme song.”</p> <p>PFI: Praise Factory Investigators <i>PFI NIV Songs 4, Track 1</i></p> <p>We’re PFI: Praise Factory Investigators, Diggin’ deep down for truths in God’s Word, That’s PFI: Praise Factory Investigators, Diggin’ deep down for truths in God’s Word, We’re looking for answers to very big questions, Big questions about God, If you’re looking for answers to very big questions ‘bout God, come along, Join PFI: Praise Factory Investigators, Diggin’ deep down for truths in God’s Word, That’s PFI: Praise Factory Investigators, Diggin’ deep down for truths in God’s Word. Deep down, diggin’ down, Let’s go diggin’ down, Deep down, diggin’ down, ‘Til answers to all our Big Questions we’ve found. We’re PFI: Praise Factory Investigators, Diggin’ deep down for truths in God’s Word, That’s PFI: Praise Factory Investigators, Diggin’ deep down for truths in God’s Word.</p>
<p>Classroom Rules Song</p>	<p>An important part of Praise Factory is helping us worship God and love one another. Our WoGoLOA song reminds us how we should act. Let’s sing it.”</p> <p>WoGoLOA Rules Song <i>PFI NIV Songs 4, Track 2</i></p> <p>Refrain: WoGoLOA means “Worship God and love one another,” WoGoLOA means “Worship God and love one another.”</p> <p>WoGo means “Worship God.” Sound off, 1,2,3, Joyfully take part, Listen to others, Obey your teachers. (<i>Refrain</i>)</p> <p>LOA means “Love One Another.” Sound off, 1,2,3, Be kind, Be encouraging, Help others, help others. (<i>Refrain twice</i>)</p>

1. GETTING STARTED, continued

Opening Prayer	"Let's ask God to help us obey these rules, and to help us worship Him and love one another as we learn more about Him today. Let's pray." <i>Pray.</i>
Big Question Under Investigation:	<p>"Now it's time to turn to today's Big Question Under Investigation.</p> <p>It's: Can Anybody Tell Me What the LORD Is Like?</p> <p>"There are many gods that people worship, but none are like the LORD. He is the one, true God. He's not like anyone else! He's always been alive--and He will never die. He's completely good and loving. He's all-powerful and all-wise. And that's just the beginning of what the LORD is like. He is so great! There will always be more of Him to know.</p> <p>So the answer to our Big Question, 'Can Anybody Tell Me What the LORD Is Like?' is: He's Not Like Anyone Else!</p>
Big Question 4 and Songs	<p>"Let's sing our Big Question Song(s): <i>choose one or both</i></p> <p>Big Q & A 4 Song <i>PFI NIV Songs 4, Track 3</i> <i>(adapted version of "Have You Ever Seen a Lassie?")</i> Can anybody tell me, Tell me, tell me, Can anybody tell me, What the LORD is like? He's not like anyone else, Anyone else, anyone else, He's not like anyone else, That's what the LORD is like.</p> <p>Big Question 4 Song: Tell Me <i>PFI NIV Songs 4, Track 4</i> <i>Refrain:</i> Tell me, can anybody tell me, Tell me, what the LORD is like? Tell me, can anybody tell me, Tell me, what the LORD is like? He's not like anyone else, He's not like anyone else, He's not like anyone else, He's not like anyone else,</p> <p>He's Omniscient! <i>(He knows all things)</i> Omnipresent! <i>(He's everywhere you can be)</i> Omni-benevolent! <i>(He's always good!)</i> and Omnipotent! <i>(He can do all things!)</i> <i>Refrain</i></p> <p>He's Immutable! <i>(He never changes!)</i> He's Infallible! <i>(He makes no mistakes!)</i> He's Infinite! <i>(There's always more of Him to know!)</i> And purely Righteous! <i>(He has no sin! Not even a teeny, tiny speck!)</i> <i>Refrain</i></p> <p><i>You may also enjoy singing Inspector Graff's ABC's of God</i> <i>PFI NIV Songs 4, Track 5</i></p>

1. GETTING STARTED, continued**Unit 4
Bible Verse**

"How do I know this is true? The Bible tells me so!

1 Kings 8:23 tells us: "O LORD there is no God like you."

Big Question 4 Bible Verse Song
O, O LORD: 1 Kings 8:23

PFI NIV Songs 4, Track 6

O, O LORD, there is no, no God like You,

O, O LORD, there is no God like You!

O, O LORD, there is no, no God like You,

O, O LORD, there is no God like You!

First Kings Eight, twenty-three.

"There may be many gods that people worship, but none is like the LORD. Why? Because He is the one, true God."

2. DIGGING DEEP DOWN: Key Concept and Story (introduce the Bible Truth and tell the related story)**Bible Truth 9**

"It's time for us to dig down deeper for answers to our Big Question. We're learning **NINE** Bible Truths that all tell us something about what the LORD is like. Can you tell me which ones we have already learned? (The LORD Is a Glorious Spirit; The LORD Is the Only, True God; the LORD is Everywhere, All the Time; the LORD Knows Everything There Is to Know; The LORD Is Three Persons, But Just One God--Father, Son and Holy Spirit; the LORD Is Holy; the LORD Is Omnipotent; and, the LORD Is Faithful.)

The Bible Truth we are going to be thinking about today is:

The LORD's Names Tell Us about Him.

When we are born, our parents name us. Sometimes we are named after someone in our family or someone in the Bible. Besides our real names, many times our family or friends give us a nickname that describes something about us.

The Bible tells us that God has a real name and many nicknames, too. All His names tell us something about Him. God's real name is "Yahweh," which means "I Am Who I Am. It means that God is eternal, with no beginning or end. It means that no one else is like Him. He alone is the source and sustainer of all life. When we read the word "LORD" in the Bible that is like saying "Yahweh."

God has many nicknames, too, such as Savior; God Most High, Almighty God, the Everlasting God, the Rock and the Good Shepherd. God commanded Mary and Joseph to give His Son the name, Jesus, because it means "Yahweh saves." At the end of time when Jesus returns, the Bible tells us that every knee will bow and every tongue confess that Jesus is King of Kings and Lord of Lords.

God's many names tell us how great He is and how completely worthy of all of our love, trust, obedience and praise.

2. DIGGING DEEP DOWN, continued**Bible Truth 9
Hymn**

"Long ago, a man named Frederick Whitfield was thinking about this Bible truth, too. He wrote the words to a hymn called "Oh, How I Love Jesus." We're going to learn a verse from it.

Oh, How I Love Jesus*PFI NIV Songs 4, Track 25***Verse 1**

There is a name I love to hear,
I love to sing it's worth;
It sounds like music in my ear,
The sweetest name on earth.
Oh, how I love Jesus,
Oh, how I love Jesus,
Oh, how I love Jesus,
Because He first loved me.

Jesus' name means 'Yahweh Saves.' It tells us that Jesus is God. He came to save us from our sins. When we turn away from our sins and trust in Jesus as our Savior, it is the best thing that will ever happen to us. That's why God's people think that name of Jesus is the sweetest name of earth. It reminds them of how God loved them before they loved Him. It reminds them of how He showed this love by coming to earth to live and to die for them, that they might be saved. That is a name worth a lot! That is a name worth most of all!

**Bible Truth 9
Bible Verse
and Song**

"The Bible verse we are going to be digging down into for this Bible Truth is:

Deuteronomy 32:3-4

"I will proclaim the name of the LORD. Oh, praise the greatness of our God! He is the Rock, his works are perfect, and all his ways are just. A faithful God who does no wrong, upright and just is he."

Each day the LORD displays His wonderful ways and perfect care of His people. He is the LORD—the I Am Who I Am, who is eternal, like no one else, and the source and sustainer of life. He is like a Rock they can always depend on. They have nothing but praise for His name.

We've said our Bible verse, now let's sing it!

I Will Proclaim*PFI NIV Songs 4, Track 26*

I will proclaim the name of the LORD,
Oh, praise the greatness of our God!
I will proclaim the name of the LORD,
Oh, praise the greatness of our God!
He is the Rock! (He's the rock!)
His works are perfect! (His works are perfect!)
His ways are just! (His ways are just!)
A faithful God who does no wrong.
A faithful God who does no wrong.
Upright and just is He.
Upright and just is He.
Deuteronomy Thirty-two, three and four.

2. DIGGING DEEP DOWN, continued**LESSON 1 STORY****Old Testament Story:**

The Case of the Unknown Name
Genesis 22;
Exodus 2-5,12:31

"Now it's time for today's story called: **The Case of the Unknown Name.**

As you listen to the story, see if you can figure out:

- 1. Whose name was unknown? What nicknames was he given? Why those?**
- 2. What was his real name? What did that name mean?**

(If desired, write these questions on a sheet of paper to refer to when the story is finished.)

Read story.

After reading story, ask for the children's answers to the questions.

1. Whose name was unknown? What nicknames was he given ? Why those? The LORD's. El Elyon--God Most High; El Shaddai--God Almighty; El Olam--the Eternal God. These nicknames all reflected what He was like.

2. What was his real name? What did that name mean? Yahweh (The LORD). I Am Who I Am. He is the living God, who always has lived and sustains all things.

Close in prayer. (prayer suggestions included at end of story)

LESSON 2 STORY**Story of the Saints:**

The Case of the Nat-Crusher

"Now it's time for today's story called: **The Case of the Nat-Crusher.**

As you listen to the story, see if you can figure out:

- 1. Who were the Nats? Who feared them? What were they supposed to do?**
- 2. What was the name of the Nat-Crusher? Why could he crush them?**

(If desired, write these questions on a sheet of paper to refer to when the story is finished.)

Read story.

After reading story, ask for the children's answers to the questions.

1. Who were the Nats? Who feared them? What were they supposed to do? The Nats were the Karen people's name for the evil spirits they believed in. The Karen people feared them. They believed the Nats were able to hurt them if they were not kept happy.

2. What was the name of the Nat-Crusher? Why could he crush them? The Lord. He rules over all of heaven and earth. Nothing is more powerful than Him. Through Jesus, He crushed the power of the devil, sin and death for God's people. He always keeps them safely in His perfect will.

Close in prayer. (prayer suggestions included at end of story)

2. DIGGING DEEP DOWN, continued**LESSON 3****New Testament Story:****The Case of the Heavenly Light**

Matthew 1,12; Mark 3; Luke 1-2,8; John 7,8;12-59; Acts 1:14; 1 Corinthians 15:7

"Now it's time for today's story called: **The Case of the Heavenly Light.**

As you listen to the story, see if you can figure out:

- 1. Who was the Light? Why made the light heavenly?**
- 2. What did the Heavenly Light come to do on earth?**

(If desired, write these questions on a sheet of paper to refer to when the story is finished.)

Read story.

After reading story, ask for the children's answers to the questions.

1. Who was the Light? What made the light heavenly? Jesus. He was the Son of God, come from His home in heaven.

2. What did the Heavenly Light come to do on earth?

He came to be Immanuel, God with Us. He came to tell people about God and to be their Savior so that could go to live with God forever.

Close in prayer. (prayer suggestions included at end of story)

3. TAKING ACTION: Response Activities *(choose from among these activities)***Response Activities**

- **ACTS Prayer Activity:** Add your own prayer requests to the ACTS prayer
- **Sneaky Snack:** Story-related snack
- **Bible Truth Review Activity:** Game with questions related to the Bible Truth
- **Bible Truth Hymn:** Music activities to learn a portion of a Bible Truth-related hymn
- **Bible Verse Review Activity:** Game with questions related to Bible Truth Bible verse
- **Bible Verse Song:** Music activities to learn the Bible Verse song
- **Story Review Activity:** Game with questions related to the Bible Truth and Case
- **Case RePlay, Jr. and Sr.:** Two drama activities that review the story: one for younger children, one for older children.
- **Craft:** Story-related craft
- **VIPP (Very Important Prayer Person):** Game and a coloring activity to help children learn about people in your church and how to pray for them.

(VIP resources: found online or at back of this book)

4. TAKING IT TO OTHERS *Optional presentations for the last few minutes of class***Presenting to Other Children**

If you split the children into different response activities, you can gather the children together again and have each small group make presentations to show the other children what they learned. Presentation ideas are included in the resources for each activity.

Presenting to Parents

If you keep your children together for response activities, you can have them make a presentation of something they have learned to their parents when they come to pick them up from class. Presentation ideas are included in the resources for each activity.

5. TAKING IT HOME *(Take Home Sheet)***PFI Pronto**

Give out the PFI Pronto for the case story as well as any other materials as the children are dismissed.

BIBLE TRUTH 9, LESSON 1: PLANNER/OVERVIEW

GETTING STARTED: Welcome and Opening Songs (*introduce unit and get kids moving with these songs*)

Welcome to Praise Factory: PFI: Praise Factory Investigators Theme Song *PFI NIV Songs 4 CD, Track 1*

Rules to Help Us Worship God and Love Others: WoGoLOA Classroom Rules Song
PFI NIV Songs 4 CD, Track 2

Big Question Under Investigation: Big Question 4 Songs *PFI NIV Songs 4 CD, Tracks 3,4*
(*Extra Song: Inspector Graff's Rap: The ABC's of God PFI NIV Songs 4, Track 5*)

Big Question Bible Verse: 1 Kings 8:23 Song *PFI NIV Songs 4 CD, Track 6*

DIGGING DEEP DOWN: Key Concept and Story (*introduce the Bible Truth and tell the related story*)

Bible Truth 9: The LORD's Names Tell Us about Him

Bible Truth Hymn: Oh, How I Love Jesus, v.1 *PFI NIV Songs 4, Track 25*

Bible Verse: Deuteronomy 32:3-4

Bible Verse Song: I Will Proclaim *PFI NIV Songs 4, Track 26*

Lesson 1 Old Testament: The Case of the Unknown Name
Genesis 22; Exodus 2-5,12:31

TAKING ACTION: Response Activities (*choose from among these activities*)

Snack and Discussion Planner: Moses and the Burning Bush

ACTS Prayer: Prayer Sheet

Bible Truth Review: Discussion Questions and Game: Help the Blind Man

Bible Truth Hymn: Oh, How I Love Jesus, v.1 *PFI NIV Songs 4, Track 25*
Song, Sign Language and Song Game: Big Voice, Little Voice **PFI NIV Songs 4 BOOK or ONLINE**

Bible Verse Review: Deuteronomy 32:3-4 Discussion Sheet and Game: Hand Ball

Bible Verse Song: I Will Proclaim Deuteronomy 32:3-4 *PFI NIV Songs 4, Track 26*
Song, Sign Language and Song Game: Sign It, Say It, What Does It Mean? **PFI NIV Songs 4 BOOK or ONLINE**

Story Review: Discussion Questions and Game: Sticky Pad Search

Case Replay, Jr: Drama Activity for Youngest Children (children do same story actions together)

Case Replay, Sr: Drama Activity for Most Children (children re-tell story with individual parts)

Craft: A Burning Bush

VIPP (Very Important Prayer Person) Prayer Time: Coloring Sheets (back of book) and Game: Mix and Match

TAKING IT HOME: Take Home Sheet for Review and Family Devotions

PFI Pronto: Bible Truth 9, Lesson 1 **PFI NIV Prontos 4 BOOK or ONLINE**

The Case of the Unknown Name Genesis 22; Exodus 2-5,12:31

by Connie Dever

Our story is called:**The Case of the Unknown Name.****As you listen to the story, see if you can figure out:**

1. Whose name was unknown? What nicknames was he given? Why those?
2. What was his real name? What did that name mean?

This story is an Old Testament story. It takes place about 2000 years before Jesus lived on earth, in one of the greatest lands on earth.

In the far off city of Haran, God spoke to a man named Abraham. "Leave your country and your relatives and go to the land I will show you. I will make you into a great nation. I will bless you and all nations through you," He promised.

Would Abraham believe this God? He had never even heard of Him before! Abraham had spent his life worshiping the gods of Ur, his home country. There was Anu, the sky god; Enlil, the god of air, wind and storms and Nannar, the moon god. Abraham knew the names of these gods from the time he was a little boy. Now he was seventy years old. Yet in all those years, never had those gods spoken to him or worked in his heart. Never had they shown any signs of life at all! Yet this new God—whose name he didn't even know— had spoken to him and worked in his heart already! Yes, here was the living God, and Abraham knew it. So Abraham put his faith in this God with the unknown name. Then he and his family set out for the new land He promised—Canaan!

Canaan was a wonderful land, but it was not an empty land. It was filled with people who worshiped other gods and treated Abraham as an enemy. Would God really take care of Abraham and bless him as He promised? Yes, He would and He did! Abraham praised and worshiped God for His faithfulness, but not by name. How could he? He didn't know it. So he praised Him using nicknames. "I praise You, El Elyon—God Most High! You are greater than all other gods," Abraham exclaimed. "I praise You, El Shaddai—God Almighty! You are more powerful than all my enemies. I praise You, El Olam—the Eternal God! You will never leave me."

and oh, how good God was to him! He blessed everything Abraham had and did. Abraham's son, Isaac, and then Isaac's son, Jacob also enjoyed the same special relationship and blessings that Abraham had with God. They praised and worshiped Him for His faithfulness, too; but like Abraham, it was only by nicknames. Never did God tell them what His real name was.

Over four hundred more years passed, and still none of Abraham's children, grandchildren or even great, great, great grandchildren—who we call the Israelites—knew the real name of their God. But while these great, great, grandchildren of Abraham may not have known the name of their God, oh, how they cried out to Him for help! They had become the slaves of the Egyptians and were suffering terribly. "O God of Abraham, Isaac and Jacob, rescue us from our slavery! What great promises You made to our fathers! What mighty acts You did for them! We are their children! Save us!" they pleaded. God heard their prayers and answered them through a man named Moses.

One day, as he was tending the flocks near Mt. Sinai, Moses saw a strange sight. There was a bush aflame with fire, but it didn't burn up! When Moses went closer to get a better look, things became even stranger! The angel of the LORD appeared to him in the flames and the God of the unknown name spoke to Moses through him, "Moses! I am the God of Abraham, Isaac and Jacob. Take off your sandals to show honor for My holiness."

Moses took them off, then hid his face. He was afraid to look at God!

"I've heard the cries of My people and I'm sending you to rescue them. You will lead them out of Egypt and

Story-telling Tips

Ahead of time:

1. Read the Bible verses and story. Pray!
2. Create story cue cards on index cards (or highlight text).
3. Practice telling story dramatically, timing your presentation. Shorten, if necessary to fit your allotted time.
4. Decorate area with story props that help bring your story alive.

During your presentation:

1. Maintain as much eye contact as possible as you tell the story. Point to/use props at important points in the story. Include the kids in your story with a few questions about what they think will happen or words/concepts that might be new to them.
2. Watch the kids for signs that their attention span has been reached. Shorten, if necessary.

take them home to Canaan, the land I gave to Abraham long ago," God told him.

Moses was full of questions and fears. "Who am I to face Pharaoh and free the Israelites? And who do I tell them has sent me to do this? I don't even know Your name, God," Moses said.

"Moses, it's not about who you are. It's about who I am, and I will be with you. Tell them My name is Yahweh--I Am Who I Am. I am the Living God. I am the one who is. I give life and keeps it going," the LORD responded.

So that was the name of their God! Yahweh, the 'I Am Who I Am.' And what a name it was! It was like all His nicknames rolled into one...and more. He was more than just the Most High God, the Almighty God, the Eternal God, and the Provider, as Abraham had called Him. He was so great that He was more than anyone can completely understand or ever imagine. He was the Living God. He was the one who is. He gives life and keeps it going. Yes, He, Himself! How amazing!

Moses obeyed Yahweh. He and his brother Aaron set out through the Sinai wilderness to Goshen, Egypt, where the Israelite slaves lived. They called the leaders of the Israelites together and told them the wonderful news: "God has heard your prayers. He sends you this message: 'I am Yahweh, the 'I Am Who I Am,' I am the Living God. I am the one who is. I give life and keeps it going. I'm going to rescue you from the Egyptians by doing amazing things, then I'll take you home to Canaan.'" The elders bowed down and worshiped. Yahweh, their God had come to rescue them!

Before long, Moses and Aaron started off on the seventeen-mile journey from Goshen to Pharaoh's splendid palace in Zoan. What a big, scary task they had before them! They were going to tell to the mightiest king on earth that Yahweh, their God, demanded all the thousands (maybe even millions!) of Israelites be freed to worship Him. Wow! Yes, Moses and Aaron knew of God's great promises. They knew He planned mighty works. Now they even knew His great name—Yahweh, I Am Who I Am. But, Pharaoh had never heard of Yahweh. And he certainly didn't care about what Yahweh commanded. He made this quite clear to Moses and Aaron, when they went to talk to him.

"Who is this Yahweh that I should obey Him and let

Israel go?" Pharaoh said to them. "I do not know Yahweh and I will not let Israel go. Go tell your lazy people that now I will make their work harder than ever."

How Pharaoh made fun of the name of Yahweh and the very idea of freeing the Israelites to worship Him--at least at first, that is. But soon, Yahweh brought one terrible plague after another upon the Egyptians. These plagues showed how powerful Yahweh was...and that He should be obeyed.

"Go, take the Israelites to worship Yahweh their God," Pharaoh said to Moses at last, "but promise to pray to Yahweh for me."

News of Yahweh's great rescue spread throughout Egypt and beyond. It was all as the LORD had said it would be: the Israelites, the Egyptians, even the whole world, would see what Yahweh was like.

From that time on, the Israelites thought Yahweh's name too holy for them to say or write down. "All these years, our people didn't call God by His name because they didn't know it," they said. "Now that we know His name and understand who He really is, we can't bring ourselves to use it. We will change some of the letters of Yahweh and say it and spell it "LORD or "Jehovah." Yahweh heard our prayers when we didn't know His name at all. Surely He will still hear our prayers, if we call Him LORD/Jehovah, instead of Yahweh. He will know what we mean. He will know that we consider His name too holy for us to even use," they decided.

And even to this day, the Israelites still don't speak or write the real name of God out of reverence to Him.

Cracking the Case:

It's time to answer our Case Questions.

1. Whose name was unknown? What nicknames was he given? Why those? The LORD's. El Elyon--God Most High; El Shaddai--God Almighty; El Olam--the Eternal God. These nicknames all reflected what He was like.

2. What was his real name? What did that name mean? Yahweh (The LORD). I Am Who I Am. He is the living God, who always has lived and sustains all things.

Something For You and Me**Our Bible Truth is:****The LORD's Names Tell Us about Him****Our Bible Verse is: Deuteronomy 32:3-4**

"I will proclaim the name of the LORD. Oh, praise the greatness of our God! He is the Rock, his works are perfect, and all his ways are just. A faithful God who does no wrong, upright and just is he."

So now when you read the words "LORD" or "Jehovah" in the Old Testament, you'll know they're really just a substitute, made-up word for Yahweh, that the Israelites made to honor the holiness of Yahweh's name. Perhaps that is one way to honor Yahweh.

But do you know what honors Him most of all? When we confess our sins to Him, knowing that He is the Living God who made us, but whom we have disobeyed. He is honored when we ask forgiveness for our sins, turn away from them, trusting in His Son Jesus to be our Savior. And. He is honored when we live our lives for Him, just as Abraham did, long ago: trusting Him, obeying Him and loving Him most of all.

Let's praise the great "I Am Who I Am." Let's ask Him to work in our hearts, helping us to turn from our sins and trust in Jesus as our Savior. Let's ask Him to help us honor Him with our whole lives.

Close in prayer.

Closing ACTS Prayer

A God, we praise You for being Yahweh, the I Am Who I Am. Eternal; unlike anyone else; source and sustainer of all life.

C God, we confess that many times we don't trust God to be as good as His names tell us He is. We need Jesus to save us.

T God, we thank You for showing us what You are like through Your names.

S God, we ask that You would work in our hearts that we might turn away from our sins and trust in Jesus as our Savior. Help us to truly believe You are who Your names tell us You are and live joyfully because of who we know You are.

Special Words

LORD: The nickname of the one, true God. His real name is Yahweh, but the people of Israel thought His name too holy to say or even write, so they put the word LORD everywhere His real name is mentioned.

Angel of the LORD: This is the LORD's special angelic messenger who represents Him and speaks for Him. Sometimes, it can also mean the LORD, Himself.

Pharaoh: The title of the king of Egypt.

Canaan: The good land that the LORD promised to give Abraham and his family.

ACTS PRAYER ACTIVITY

Use this sheet to write down your ACTS Prayer

Instructions:

Use this sheet to help the children apply the Bible Truth into a prayer. You can use the ACTS provided or even better, have the kids think of their own applications. Also have the children add their personal requests to the prayer, too. Lead the children in the prayer or let them pray sections, with your help. Never force a child to pray! Non-readers can participate by you whispering a section of the prayer into their ear and allowing them to pray it aloud for the group.

ADORATION:

God, we praise You for being Yahweh, the "I Am Who I Am," Eternal, the Source and Sustainer of Life, unlike anyone or anything else.

God, we praise You for being.....

Add your own Adorations:

CONFESSION:

God, we confess that many times we forget what Your names tell us about You. Many times we do not honor You, trust You or live for You as we should. We need a Savior!

God, we have sinned against You....

Add your own Confessions:

THANKSGIVING:

Thank You, God for choosing to tell us so much about Himself through His names. Thank You for always being true to Your names.

God, we thank You for...

Add your own Thanksgivings:

SUPPLICATION:

God, help us to spend time thinking about Your names and knowing You better. Help us to believe that You are faithful to be as good as Your names tell us You are. Help us to turn away from our sins and trust in Jesus as our Savior, just as His name tells us He is. Help us to trust in Your faithful care of us every day.

God, we need Your help...

Add your own Supplication:

SNEAKY SNACK

Can you figure out how this snack ties in with our case?

Snack: Moses and the Burning Bush

Teddy Graham "Moses" falling face down before broccoli "bush" with candy corn "fire" inside of it.

This is only a suggestion. Feel free to modify. Be mindful of allergy issues among your children!

Case Tie-in: For hundreds of years, God's people worshiped Him only through His nicknames. But at last, He revealed His real name--Yahweh--to Moses, from out of the burning bush.

SOUL FOOD

Food for thought during snack time

1. What does the snack have to do with the story?

Choose a few questions from the other activity discussion sheets to talk about during this snack time.

2.

3.

4.

5.

6.

7.

Directions: Read and discuss Bible Truth, using a FEW of the questions. Play game. Feel free to modify the game to fit your children.

The LORD's Names Tell Us about Him

When we are born, our parents name us. Sometimes we are named after someone in our family or someone in the Bible. Besides our real names, many times our family or friends give us a nickname that describes something about us.

The Bible tells us that God has a real name and many nicknames, too. All His names tell us something about Him. God's real name is "Yahweh," which means "I Am Who I Am." It means that God is eternal, with no beginning or end. It means that no one else is like Him. He alone is the source and sustainer of all life. When we read the word "LORD" in the Bible that is like saying "Yahweh."

God has many nicknames, too, such as Savior; God Most High, Almighty God, the Everlasting God, the Rock and the Good Shepherd. God commanded Mary and Joseph to give His Son the name, Jesus, because it means "Yahweh saves." At the end of time when Jesus returns, the Bible tells us that every knee will bow and every tongue confess that Jesus is King of Kings and Lord of Lords.

God's name and nicknames tell us how great He is and how completely worthy of all of our love, trust, obedience and praise.

Understanding the Bible Truth

1. How did our parents choose our names? How do we get a nickname? *We are named after someone or a name they like. Many times we are given a nickname that describes something about us.*
2. What is God's real name? What does it mean? *"Yahweh". It means 'I Am Who I Am.' He is eternal, like no one else, the source and sustainer of life.*
3. Why is "LORD" written in the Bible? *Jews thought the name Yahweh too holy to write or read. They changed some of the letters and wrote LORD instead.*
4. What are some of God's nicknames? *God Most High, Almighty God, Everlasting God, Rock, the Good Shepherd.*
5. What does the name Jesus mean? Why was that a good name for Jesus? *"Yahweh Saves". Jesus really was Yahweh, come to save His people from their sins.*
6. What will everyone call Jesus when He returns? *King of Kings and Lord of Lords.*
7. What do God's name and nicknames show us He is worthy of? *All of our love, trust, obedience and praise.*

Story Connection Questions

1. How does the case story point to the **Bible Truth: The LORD's Names Tell Us about Him**? What were some of the nicknames Abraham called God and why didn't he call Him by His real name? *God Most High, Almighty God, and the Eternal God He didn't know God's real name.*

Bible Verse Connection Question

1. What does our Bible Truth have to do with our Bible Verse: **Deuteronomy 32:3-4**: "I will proclaim the name of the LORD. Oh, praise the greatness of our God! He is the Rock, his works are perfect, and all his ways are just. A faithful God who does no wrong, upright and just is he."?
Each day the LORD displays His wonderful ways and perfect care of His people. He is the LORD—the I Am Who I Am, who is eternal, like no one else, and the source and sustainer of life. He is like a Rock they can always depend on. They have nothing but praise for His name.

Life Application Questions

1. How can thinking about God's names help God's people today? *They can remind them about all the great ways He is. They can give them comfort in times of trouble and help them to keep trusting and obeying Him.*
2. How can we become one of God's people? *By turning from our sins and trusting in Jesus as our own Savior.*

ACTS Questions

1. What is something we can praise God for because of this Bible Truth?

Praise God for being Yahweh, the "I Am Who I Am," Eternal, the Source and Sustainer of Life, unlike anyone or anything else.

2. What are sins we can confess to God because of this Bible Truth?

Confess that many times that we forget what His names tell us about Him by not honoring Him, trusting Him or living for Him as we should.

3. What is something we can thank God for because of this Bible Truth?

Thank God for choosing to tell us so much about Himself through His names; and for always being true to His names.

4. What is something we can ask God for because of this Bible Truth?

Ask God to help us spend time thinking about His Names and growing in trusting and obeying Him because of who He is.

The Gospel

1. One of the names for God that God's people love most of all is the Savior Jesus. That's because we all are sinners who deserve God's forever punishment. Who can be saved by Jesus? What do they have to do? What is the gospel? *God is the good Creator and King of the world. He made people to worship Him and live by His good laws. But we are all sinners who've rebelled against Him. We all deserve death--God's just, eternal punishment for our sins. How terrible! But God has good news for us. In His great mercy, God sent His Son, Jesus to earth as a man to save sinners. He lived the perfect life that pleases God. (He's the only one who's ever done that!) He offered it up to God His Father as the perfect sacrifice for sins when He suffered and died on the cross. Then, on the third day, Jesus rose from the dead in victory. He had fully paid for the sins of God's people, so they wouldn't have to! Now all who turn away from their sins and trust in Jesus as their Savior will receive forgiveness of sins and eternal life with God. They will be His very own special people who will know Him and enjoy Him forever. We can be God's people, too, if we turn from our sins and trust in Jesus as our own Savior.*

Game: Help the Blind Man

Materials

Blindfold
Cane
Bible Truth Questions
Bag/Bowl

Preparing the Game

1. Choose 20+ questions for your game from the Bible Truth Discussion Questions, or make up your own.
2. Write the Bible Truth questions on small thin strips of paper (or make a photocopy of the Bible Truth Discussion Questions and Simply cut them into strips) and put them in the bag/bowl.

Playing the Game

Children form a circle, with "It", a blind man, in the center. The circle moves slowly to the left or to the right at the Blind Man's command. Then, the Blind Man says, "Halt!" Everyone in the circle stands still. The Blind Man then begins walking out towards the circle of children, GENTLY touching his cane out until he touches someone. When he does, the blind man gets to choose a question from the bag for the teacher to read to the class. When they get a correct answer, the blind man gives up his blindfold to the other child who becomes the blind man, while the former blind man joins the circle.

Game continues as number of questions, time, and attention span allow.

Optional TAKING IT TO OTHERS Activity: Quiz Questions

Have the children choose a few of the questions from the game to ask the parents/other children during TAKING IT TO OTHERS time. Help pre-readers by whispering the question in their ear and letting them ask it aloud to the parents/other children. Make sure you read the Bible verse aloud before you ask your questions.

Directions:

1. Write words to song in large print before class.
2. Play the song for the children, helping them follow along on the song sheet.
3. Discuss the song, using a few questions from the discussion sheet. *Don't use them all!*
4. Introduce sign language for key words of your choice from sign language sheet for your song. Use as few or as many as you think the children can learn.
5. Sing and sign the song. Sign language as well as large format lyrics and sheet music are found in the PFI Unit Songbook or online.
6. If desired, play the Song Game.

Optional TAKING IT TO OTHERS Activity: Presenting and Singing the Song

1. Sing and sign the song, encouraging the watching children/parents to join in.
2. Ask the class some of the questions listed below. The Bible Truth Connection Question is particularly good to help them understand how the song ties in with the Bible Truth.

Oh, How I Love Jesus

Verse 1

There is a name I love to hear,
I love to sing it's worth;
It sounds like music in my ear,
The sweetest name on earth.
Oh, how I love Jesus,
Oh, how I love Jesus,
Oh, how I love Jesus,
Because He first loved me.

Listen to it on PFI NIV Songs 4, Track 25

Understanding the Song

1. What does is the name the singer loves to hear? *The name of Jesus.*
2. What does the singer love to sing about and what does that mean?
The worth of the name of Jesus. Worth means what is good and valuable about it.
3. What does Jesus' name mean and how does that tell us of its worth?
It means 'Yahweh saves.' It is of greatest worth because we all are sinners, deserving eternal punishment for our rebellion against God. We never can never save ourselves from this punishment. Only Yahweh, who sent His Son, Jesus to live a perfect life and offer it up on the cross as the perfect sacrifice for sins could do what was needed to save us. Jesus' name tells us of this greatest act of love that Yahweh did for all who would ever turn and trust in Him. There is nothing worth more than the name of Jesus!
4. What does it mean that Jesus' name sounds like music in the ear?
Not that it sounds like someone singing. It's an expression meaning something is really good news.
5. What does 'sweetest name on earth' mean? *Not sweet-tasting like sugar. Sweetest also mean the best. Jesus' name is the best name on earth.*
6. What makes Jesus' name the best on earth?
He alone could save sinful people from the eternal punishment they deserve.
7. What does the singer love Jesus? Why is that so important to him? *Because Jesus first loved him. The Bible tells us that God loved us while we still were sinners, living in rebellion and hatred of Him. HE sent Jesus to die for His sinful people before they loved Him. When the Holy Spirit worked in their hearts, they each came to believe in Him, love Him, and turn and live their lives for Him. Without Him first loving us, we would never have chosen to love Him! The singer is so grateful for God's loving him first!*

Bible Truth Connection Question

1. How does this song relate to our Bible Truth: **The LORD's Names Tell Us about Him?**
Jesus' name means 'Yahweh Saves.' It tells us about the LORD and how He, Himself, saved His people from their sins.

Story Connection

1. How does this song relate to today's story?

While Abraham, Isaac, Jacob and the other Israelites all did not know Jesus' name, they praised Yahweh for making them His special people and for saving them from the Egyptians. By faith, they looked forward to the day when God would fulfill His promises made to them to save them from their sins and bless all the peoples of the earth through one of Abraham's great, great, great grandchildren—Jesus.

Bible Verse Connection Question

1. What does this hymn have to do with our Bible Verse: **Bible Verse: Deuteronomy 32:3-4:** "I will proclaim the name of the LORD. Oh, praise the greatness of our God! He is the Rock, his works are perfect, and all his ways are just. A faithful God who does no wrong, upright and just is he?"

God's people think that the name of Jesus is the sweetest name on earth because it reminds them that Yahweh Saves. Without Jesus, they would still face God's punishment for their sins. Without Jesus, they would never get to know God. How great are the works that the LORD worked by sending Jesus to save sinners! He does no wrong. He is just and upright. So, He hates sin. Yet, He Himself, did the great work of saving sinners through Jesus.

Life Application Questions

1. How can God's people be affected by the message of this song? *They can praise God for loving them first when they were still sinners in rebellion against Him. They can ask Him to fill their hearts with greater delight in Him and all He's done for them. They can ask Him to help them to live obedient lives that please Him.*

2. How can we become God's people? *By turning from our sins and trusting in Jesus as our own Savior.*

ACTS Questions

1. What is something we can praise God for from this hymn?

Praise God for loving His people before they loved Him. He sent Jesus to save them while they were still sinners.

2. What are sins we can confess to God from this hymn?

Confess that many times we do not act like we love God in our hearts or in our lives, even though He has sent Jesus to be our Savior. He needed to love us first, because we would never choose to love Him first. Oh, how we need a Savior!

3. What is something we can thank God for from this hymn?

We can thank God for sending Jesus to be the Savior for God's people—all those that confess their sins to God, turn from them and ask Jesus to be their Savior.

4. What is something we can ask God for from this hymn?

Ask God to work in our hearts and help us to confess our sins to Him and trust in Jesus as our Savior. Ask Him to give us a great love for Jesus, understanding what He has done for sinners. Help us to live out that love in all we do.

Gospel Question

1. Why do God's people love to hear Jesus' name so much? What is the gospel?

God is the good Creator and King of the world. He made people to worship Him and live by His good laws. But we are all sinners who've rebelled against Him. We all deserve death--God's just, eternal punishment for our sins. How terrible! But God has good news for us. In His great mercy, God sent His Son, Jesus to earth as a man to save sinners. He lived the perfect life that pleases God. (He's the only one who's ever done that!) He offered it up to God His Father as the perfect sacrifice for sins when He suffered and died on the cross. Then, on the third day, Jesus rose from the dead in victory. He had fully paid for the sins of God's people, so they wouldn't have to! Now all who turn away from their sins and trust in Jesus as their Savior will receive forgiveness of sins and eternal life with God. They will be His very own special people who will know Him and enjoy Him forever. We can be God's people, too, if we turn from our sins and trust in Jesus as our own Savior.

Song Game: Big Voice, Little Voice

Materials

Song

Sign language signs used in the song printed out onto little cards

Blindfold

Preparing the Game

None.

Playing the Game

1. Practice the song and signs until the children know them well. Then tell them: "Children, we are going to hide a sign language sign and see if one of you can find it... with a little help from the rest of us!"
2. Choose someone to be "It" and blindfold them. Choose another child to hide one of the sign language cards. When it's hidden, "It" can remove the blindfold and begin to look.
3. The rest of the children will sing the song in a louder voice when "It" gets closer to the hidden sign and quieter when "It" gets further from the sign.
4. When "It" finds the hidden clue, another "It" is chosen and play begins again.

Game continues as number of questions, time, and attention span allow.

choose a FEW questions for discussion, then choose the game and/or music activity

Meditation Version: Deuteronomy 32:3-4

"I will proclaim the name of the LORD. Oh, praise the greatness of our God! He is the Rock, his works are perfect, and all his ways are just. A faithful God who does no wrong, upright and just is he."

Alternate Memory Version: Deuteronomy 32:3

"I will proclaim the name of the LORD. Oh, praise the greatness of our God!"

Understanding the Bible Verse

1. What is being proclaimed? *The name of the LORD.*
2. What does it mean to proclaim the name of the LORD? *It means more than just saying His name. It means thinking about what that name means and praising Him for the way He is.*
3. What are some of the things that could be proclaimed about the name of the LORD? *He is eternal, like no one else, the source and sustainer of all life.*
4. How is the LORD great? *He is all-knowing, all-powerful, completely holy and good. He loves His people perfectly and always orders everything in their lives for their good and His glory. He always is faithful.*
5. What does it mean for God to be "the Rock"? *A big rock can't be moved from its place. It is unshakable in a big storm or lots of rain. God is the Rock of His people because He is so powerful that nothing can stop Him from doing all of His perfectly good plan. His people can always count on Him to take care of them and do exactly what He says.*
6. What does it mean that His works are perfect? *There will never be a better way to do things than how the LORD has done them. He never messes up or never is unable to do what He wants to do.*
7. What does it mean that God is faithful? *He will always keep all of His promises.*
8. What three things can be said about this faithful God, and what do they mean? *He does no wrong, He is upright, and He is just. 'No wrong' means He never makes mistakes and never does anything evil. 'Upright' means that He is righteous, without sin. 'Just' means He is so wise that He always makes the good, right, fair decisions.*

Bible Truth Connection Question

1. What does this verse have to do with the **Bible Truth: The LORD's Names Tell Us about Him?**

Each day the LORD displays His wonderful ways and perfect care of His people. He is the LORD—the I Am Who I Am, who is eternal, like no one else, and the source and sustainer of life. He is like a Rock they can always depend on. They have nothing but praise for His name.

Story Connection Questions

1. What does this verse have to do with our story? *Abraham, Isaac, Jacob, and even their children's, children's children saw the LORD's wonderful and perfect ways. They gave Him nicknames that reflected His mighty works.*

Life Application Questions

1. How does it help God's people today to know that He is faithful and does no wrong? *Even today, God's people face hard things in their lives. They suffer sickness, they have sad things happen to them and those they love; they can be afraid about the future. There are even times when people hurt them just because they believe in Jesus. During these times, God's people think about how faithful God promises to be to them. They know He will take care of them. They think about how just they are. They know that in His perfect timing, He will see that they even get justice for ways that people have mistreated them because they love Him.*
2. How can we become God's people? *By turning from our sins and trusting in Jesus as our own Savior.*

ACTS Questions

1. What is something we can praise God for from this Bible verse?

Praise God for being Perfect, Just and Upright in all His ways.

2. What is something we can confess to God from this Bible verse?

Confess that we are not like the LORD in so many ways. We are not perfect, just or upright. We are sinners who need a Savior.

3. What is something we can thank God for from this Bible Verse?

Thank God for sending Jesus to be the perfectly just and upright offering for the sins of all God's people, that they could be saved from God's punishment. Instead, all who turn from their sins and trust in Jesus can have eternal life with God!

4. What is something we can ask God for from this Bible Verse?

Ask God to work in our hearts and help us to confess our sins to Him and trust in Jesus as our Savior. Ask Him to help us to send the Holy Spirit to live in us and change us so that we would reflect more of His perfect justice and uprightness. Ask Him to be our Rock--the one we depend upon.

Gospel Question

1. God is perfect, just and upright in all His ways, but we are not. We are all sinners who have disobeyed God and doubted His faithfulness. We all deserve His forever punishment for our sins. What hope has God given for people like us? What is the gospel?

God is the good Creator and King of the world. He made people to worship Him and live by His good laws. But we are all sinners who've rebelled against Him. We all deserve death--God's just, eternal punishment for our sins. How terrible! But God has good news for us. In His great mercy, God sent His Son, Jesus to earth as a man to save sinners. He lived the perfect life that pleases God. (He's the only one who's ever done that!) He offered it up to God His Father as the perfect sacrifice for sins when He suffered and died on the cross. Then, on the third day, Jesus rose from the dead in victory. He had fully paid for the sins of God's people, so they wouldn't have to! Now all who turn away from their sins and trust in Jesus as their Savior will receive forgiveness of sins and eternal life with God. They will be His very own special people who will know Him and enjoy Him forever. We can be God's people, too, if we turn from our sins and trust in Jesus as our own Savior.

Game: Hand Ball

Materials

Bible verse written up in large print so that all can see
A soft-surfaced, medium sized ball, such as a foam ball

Masking tape

paper and markers

helpful, but optional: colored team “pennies” (jerseys) to identify members of each team.

Team A Player	Team B Player	Team A Player	Team B Player	Team A Player
Team B Player	Team A Player	Team B Player	Team A Player	Team B Player

Preparing the Game

1. Clearly print out the words to the verse on paper and cut it into 10+ sections. Number each section in sequence. Place each section in Easter eggs of the same color. Print out another copy of the verse, also numbered sequentially on another piece of paper. Repeat for each team.

2. Partition the floor into even sections as shown in the diagram above.

Learning the Verse

Some or all of your children may be non- or early readers. Teach the verse in sections, having them say it after you. Repeat a few times. Add clapping or other movement as they say it.

Directions

1. If desired, lead the children in a discussion of a **FEW** of the most important questions before beginning game.

2. Explain the game to them as follows:

Divide the children into two teams and have them put on pennies. Give each child a section and alternate players from each team. Explain to them that everyone will say the verse together, then when you say “go,” they are to roll the ball out of their sections each time it rolls in until time is called. The person who has the ball in his section when time is called can win 2 points for his team if he can say the verse by himself. If he asks someone else from his team to help him, then he can earn 1 point. If he does not get it right, then someone from the other team can try to say it for 1 point.

If desired, you can have less but bigger sections and put 2 team members in each section, that way two children will work together to keep the ball out and recite the verse.

Game continues as time and attention span allow.

Non-competitive Option

Don’t split the children into teams. Give the children a group target amount of points to earn and challenge them to try to make the target amount in as few turns as possible. Always give two points to the class for getting the verse right, even if they have a partner help them.

Optional TAKING IT TO OTHERS Activity: Quiz Questions

Have the children choose a few of the questions from the game to ask the parents/other children during TAKING IT TO OTHERS time. Help pre-readers by whispering the question in their ear and letting them ask it aloud to the parents/other children. Make sure you read the Bible verse aloud before you ask your questions.

Directions:

1. Write words to song in large print before class.
2. Play the song for the children, helping them follow along on the song sheet.
3. Discuss the song, using a few questions from the discussion sheet. *Don't use them all!*
4. Introduce sign language for key words of your choice from sign language sheet for your song. Use as few or as many as you think the children can learn.
5. Sing and sign the song. Sign language as well as large format lyrics and sheet music are found in the PFI Unit Songbook or online.
6. If desired, play the Song Game.

Optional TAKING IT TO OTHERS Activity: Presenting and Singing the Song

1. Sing and sign the song, encouraging the watching children/parents to join in.
2. Ask the class some of the questions listed below. The Bible Truth Connection Question is particularly good to help them understand how the song ties in with the Bible Truth.

I Will Proclaim

I will proclaim the name of the LORD,
 Oh, praise the greatness of our God!
 I will proclaim the name of the LORD,
 Oh, praise the greatness of our God!
 He is the Rock! (He's the rock!)
 His works are perfect! (His works are perfect!)
 His ways are just! (His ways are just!)
 A faithful God who does no wrong.
 A faithful God who does no wrong.
 Upright and just is He.
 Upright and just is He.

Listen to it on PFI NIV Songs 4, Track 26

Song Game: Sign It, Say It, What Does It Mean?**Materials**

Sign Language signs used in song, particularly choose words with important meanings you want the children to learn, such as "grace", "redeem", etc.

Bag or bowl

Preparing the Game

1. Cut out signs and put in bowl.

Playing the Game

1. Practice the song and signs until the children know them well. Then put all the signs we've learned in this bag/ bowl and mix them up.
2. Ask one of the children to choose a sign, but not show it to anyone...but you, if they need some help.
3. Ask the child to do the sign for the rest of the children and see if the other children can guess which one it is. Do the sign with the child, if desired.
4. When the children guess the sign, ask them the meaning of the word. If no one guesses the sign, put it back in the bowl to be picked again.
5. Choose another child to pick a new sign from the bag and continue.

NOTE: You might want to sing the song after you do each word or couple of words.

Game continues as number of questions, time, and attention span allow.

Directions: Read and discuss Bible Truth, using a FEW of the questions. Play game. Feel free to modify the game to fit your children.

General Story Questions

1. What gods had Abraham grown up worshiping? *The gods of Ur: Enlil, Nannar, Anu.*
2. What did God tell Abraham to do? *To leave his country and his relatives and go to the land He would show him.*
3. What promises did the LORD make to Abraham? *To bless him with many children, to give his children the land of Canaan, and to bless all nations through one of his children's children.*
4. What was different about Abraham's God from the rest?
He was not made of wood or stone. He spoke to Abraham. He worked in Abraham's heart, giving him faith to believe in Him. And, He had never told Abraham His real name.
5. What was Canaan like? *A beautiful land, but there were lots of people who lived there already. These people worshiped other gods and some treated Abraham and his family like enemies.*
6. Did God keep His promises to Abraham? *Yes, He did. He took care of him and his family. He blessed him with many good things. He cared for his son, Isaac, his grandson, Jacob, and many, many of his family.*
7. What nicknames did Abraham use to worship God?
El Shaddai: God Almighty; El Elyon: God Most High; El Olam: the Eternal God.
8. What kind of trouble did the Israelites have in Egypt? *Pharaoh had made them into his slaves. They were forced to build his big buildings with bricks made of mud and straw. They were treated terribly.*
9. Who did the Israelites turn to for help?
The God of Abraham, Isaac and Jacob—whose name they still did not know.
10. What man did God send to rescue them? How did He reveal Himself to that man?
Moses. In a burning bush that did not burn up.
11. Why did Moses want to know God's name?
So he could tell the Israelites who was sending him and rescuing them.
12. What does "Yahweh" mean?
"I Am Who I Am." He is eternal, like no one else, and the source and sustainer of all life.
13. Why was Moses scared to go and what did the LORD tell him he need not be scared?
Moses knew he was no match for the great Pharaoh. The LORD told him that he should not be scared because HE was Yahweh and He would be with him.
14. What did the Israelite elders and people do when they heard about the LORD's name and His promise to rescue them? *They bowed down and worshiped Him.*
15. What did the LORD tell Pharaoh he must do? *Let His people go to the desert to worship Him.*
16. What did Pharaoh say to Moses and Aaron about the LORD? *"Who is the LORD that I should listen to Him?"*
17. What punishment did the Pharaoh give the Israelite slaves?
Make bricks without being given straw—a much harder job.
18. What did the Pharaoh think about the LORD after the plagues? *That He was supreme.*
19. Why did the Israelites not want to say the word "Yahweh" and what did they say instead?
They thought it was too holy to say or even read. They changed some of the letters and would say/read LORD instead.

Bible Truth Connection Questions

1. What does this story have to do with our **Bible Truth: The LORD's Names Tell Us about Him?**
For hundreds of years, the Israelites gave their God nicknames that fit the wonderful ways He had loved them and cared for them. At last, God told them His real name was Yahweh, the I Am Who I Am. His real name told them that He was eternal, like no one else, and the source and sustainer of life.

Bible Verse Connection Question

1. What does the story have to do with our **Bible Verse: Deuteronomy 32:3-4:** "I will proclaim the name of the LORD. Oh, praise the greatness of our God! He is the Rock, his works are perfect, and all his ways are just. A faithful God who does no wrong, upright and just is he."
Abraham, Isaac, Jacob, and even their children's, children's children saw the LORD's wonderful and perfect ways. They gave Him nicknames that reflected His mighty works.

Life Application Questions

1. How was God's promise to bless Abraham even a blessing to you and me?

Jesus was the blessing God promised would come through Abraham's family that would bless all peoples. When we turn from our sins and trust in Jesus as our Savior, we can be saved!

ACTS Questions

1. What's something we can praise God for from this story?

We can praise God for being Yahweh'—I Am Who I Am. Eternal, unlike anyone else, source and sustainer of life.

2. What's something we can confess from this story?

Confess that many times we do not trust God to be as good as His names show us He is. We doubt that He will be Jehovah Jireh, the provider for His people.

3. What's something we can thank God for from this story?

Thank God for revealing Himself to us through His names: Yahweh and El Shaddai. And, that He is not at all like any other god. He is so good and holy.

4. What is something we can ask God for, from this story?

We can ask God to work in our hearts, helping us to turn from our sins and trust in Jesus as our Savior. We can ask God to help us to truly believe that He is all the great things His name and nicknames tell us He is. We can ask Him to help us to live joyfully before Him, trusting in Him to take care of us, just as His names tell us that He will when we trust in Jesus as our Savior.

The Gospel

1. One of the names for God that God's people love most of all is the Savior Jesus. That's because we all are sinners who deserve God's forever punishment. Who can be saved by Jesus? What do they have to do? What is the gospel? *God is the good Creator and King of the world. He made people to worship Him and live by His good laws. But we are all sinners who've rebelled against Him. We all deserve death--God's just, eternal punishment for our sins. How terrible! But God has good news for us. In His great mercy, God sent His Son, Jesus to earth as a man to save sinners. He lived the perfect life that pleases God. (He's the only one who's ever done that!) He offered it up to God His Father as the perfect sacrifice for sins when He suffered and died on the cross. Then, on the third day, Jesus rose from the dead in victory. He had fully paid for the sins of God's people, so they wouldn't have to! Now all who turn away from their sins and trust in Jesus as their Savior will receive forgiveness of sins and eternal life with God. They will be His very own special people who will know Him and enjoy Him forever. We can be God's people, too, if we turn from our sins and trust in Jesus as our own Savior.*

Game: Sticky Pad Search

Materials

Re-stickable scratch pad sheets

Paper and marker

20+ Story Review Questions and other story review questions

Preparing the Game

1. Choose 20+ questions for your game from the Story Review Discussion Questions, or make up your own.
2. On the sticky pads write various point values, from 1 to 4...with perhaps two 10's thrown in for fun. Make perhaps 50 of these point values. Stick these all over the room, high, low, unusual places. Place the two 10 point sticky pad sheets in the most unusual spots.

Playing the Game

Divide the children into two teams and have them sit in two lines. At the leaders signal the first child from Team A will get up and have 10 seconds to gather as many point values as he can and get back to his spot. If successful, then that will be the point value for the Story Review question you ask the team. If the team answers the question correctly, they get the point values. If not, then the other team can try to answer it for half the point value. If a player doesn't get back to his spot before time is called, then he loses all his points (they are replaced to their spots) and it is the other team's turn. Play then resumes with the first player from Team B, etc.

Play continues as Story Review cards last, or as time and attention span allow.

Non-competitive Option

Don't split into teams. Set a target point value for the children to reach together. Tell the children that they are going to work together and see how many turns it takes to reach the target point value. Have the children take turns gathering the point values and everyone together answering the question. If they get it right, then the group keeps the points. If not, then they are returned to their spots. Keep track of how many turns it takes to reach the target point value. Replace all of the sticky pads and play again, seeing if the group can make the target in less turns.

Optional TAKING IT TO OTHERS Activity: Quiz Questions

Have the children choose a few of the questions from the game to ask the parents/other children during TAKING IT TO OTHERS time. Help pre-readers by whispering the question in their ear and letting them ask it aloud to the parents/other children.

CASE REPLAY ACTIVITIES

Use this guide to review the Case Story and act it out for others to enjoy!

CASE REPLAY, JR: YOUNGEST CHILDREN

Description: The children will act out the story together, everyone doing the same action/sound effect at the same time. This activity is most suitable for kindergarteners.

Materials

The Case RePlay, Jr. script for younger children

Preparation

1. Read through the script and write in the blanks along the side possible actions/sound effects the children could do to act it out.

Instructions

1. Tell the children that they will be re-enacting the story together as you tell it.
2. As you read the script, lead the children in actions/sound effects to do with you.
3. If desired, you can read the script and stop at certain sentences and ask them what a good action/sound effect would be to act out what you just read.
4. Repeat the re-enactment one or two times more.

CASE REPLAY, SR: OLDER CHILDREN

Description: The children act out the story as a three-scene play. You will narrate it using the Case RePlay, Sr. script and they will act it out (no spoken words, for the most part), with each child assuming a different character's role. This activity is most suitable for first grade and up. You will review the story, then practice it a few times before performing it for others.

Materials

The Case RePlay, Sr. script
White board or other large format paper
Costumes and props

Preparation

1. Prepare for the play by choosing costumes and props for each character in the story. Decorate the area with any scenery props.
2. Write the words "Beginning," "Middle," "End" on a large piece of paper/whiteboard with plenty of space under each heading. You will use this paper to help the children think about the story as a three-scene play, as it is presented in the script.

Instructions

1. Tell the children that they will get to act out the story as a three-scene play, with a beginning, Middle and end section. Tell them that before they can act it out, they need to think it out. as you narrate it with your script.
2. Take the children's answers as they recount the story, helping them put key incidents in the right order.
3. If desired, when they have filled in their Beginning, Middle, End, read through your whole (real) script, so they hear exactly what you will have them act out.
4. Then tell the children that it's time to practice acting out the story.
5. Assign parts to each child. If you are using costumes, do NOT give them out at this point. They will be a distraction.
6. Have all the children sit on the floor or in chairs on one side of the "stage," then call the characters up in place as their part in the story comes.
7. As you read the script, guide the children in where you want them to move or do to act it out.
8. After going through the whole script once, give out any costumes and props and act out the script once or twice more.

Optional TAKING IT TO OTHERS Activity: Re-enacting the Story

Read the script as the children act out together (younger) or assuming different roles (older) as the other children or the parents watch.

CASE REPLAY, JR--YOUNGER KIDS (KINDERGARTEN) P.2

Welcome to our play! The name of our story is called: The Case of the Unknown Name.

This is an Old Testament story. It takes place in Haran, about 2000 years before Jesus lived on earth.

And now we present: "The Case of the Unknown Name."

Scene 1:

God called Abraham to leave behind his country, his relatives and the gods of Ur and go to a new land He would give him. Abraham never even heard of this God before, but God worked in his heart, helping him to believe in Him and obey Him. Abraham, Sarah, and Lot headed to Canaan, the land God promised. It was a beautiful land, but it was filled with peoples who worshiped other gods. Abraham lived almost 100 years in Canaan and God always cared for him, just as He promised. He kept him safe. He blessed Him with many good things. God promised to keep on blessing Abraham's family through his son, Isaac. Abraham didn't know God's real name, so he praised Him by nicknames: El Elyon—God Most High, El Shaddai—God Almighty, El Olam—the Eternal God. After Abraham died, God cared for Abraham's son, Isaac, his grandson, Jacob and his great grandchildren after him, as He promised He would. They all worshiped God, but only by His nicknames. They still didn't know His real name.

Actions:

Scene 2:

400 years go by, but still the people of Israel (as Abraham's family became known as) didn't know the real name of God. Even so, they cry out to Him to help them. They are in terrible trouble. Pharaoh has made them his slaves. God hears their cries. High up on Mt. Sinai in the wilderness, God speaks to Moses from a bush that is aflame but doesn't burn up. Moses falls down in worship before Him. When God tells Moses that he is to deliver the Israelites from Egypt, Moses doesn't think he could do it. God tells Moses He will be with him. Moses asks God's name so he can tell the Israelites. God at last reveals His name: it is 'Yahweh' —I Am Who I Am. Eternal, unlike anyone else, the source and sustainer of life.

Scene 3

Moses meets Aaron and they go across the desert back to Goshen, Egypt where the Israelites live. Through Aaron, Moses tells the elders and the people the name of their God and that He will deliver them from the Egyptians. They all bow down and worship the LORD. Moses and Aaron go to Zoan to Pharaoh's palace. They tell him the LORD's demand to let His people go to the desert to worship Him. Pharaoh scorns the LORD and His request, saying that he knows nothing of Him. He orders the Israelites make bricks without straw now, as punishment. The LORD sends many plagues until at last Pharaoh admits the LORD's supremacy over himself and the Egyptian gods. He lets the Israelites go. The Egyptians and all the other nations feared the name of the LORD after seeing His mighty rescue of His people. The Israelites decide to call Yahweh 'LORD' —a special made-up word—because His name is too holy to say or write.

Bible Truth Tie-In:

The Bible Truth we are learning is: **The LORD's Names Tell Us about Him.** For many years the Israelites only worshiped God with nicknames that told about the wonderful things He had done for them. At last, God revealed His true name—the LORD—to Moses on Mt. Sinai.

CASE REPLAY, SR--OLDER KIDS (1ST GRADE AND UP) P.3

Welcome to our play! The name of our story is called: The Case of the Unknown Name.

This is an Old Testament story. It takes place in Haran, about 2000 years before Jesus lived on earth.

The characters in our story are: Abraham, his relatives and family, including Sarah and Lot; people of Canaan; Abraham's son, grandsons, great-grandchildren (the people of Israel), Egyptians and Pharaoh, Moses and Aaron.

And now we present: "The Case of the Unknown Name."

Scene 1: (Beginning)

God called Abraham to leave behind his country, his relatives and the gods of Ur and go to a new land He would give him. Abraham never even heard of this God before, but God worked in his heart, helping him to believe in Him and obey Him. Abraham, Sarah, and Lot headed to Canaan, the land God promised. It was a beautiful land, but it was filled with peoples who worshiped other gods. Abraham lived almost 100 years in Canaan and God always cared for him, just as He promised. He kept him safe. He blessed Him with many good things. God promised to keep on blessing Abraham's family through his son, Isaac. Abraham didn't know God's real name, so he praised Him by nicknames: El Elyon—God Most High, El Shaddai—God Almighty, El Olam—the Eternal God. After Abraham died, God cared for Abraham's son, Isaac, his grandson, Jacob and his great grandchildren after him, as He promised He would. They all worshiped God, but only by His nicknames. They still didn't know His real name.

Scene 2: (Middle)

400 years go by, but still the people of Israel (as Abraham's family became known as) didn't know the real name of God. Even so, they cry out to Him to help them. They are in terrible trouble. Pharaoh has made them his slaves. God hears their cries. High up on Mt. Sinai in the wilderness, God speaks to Moses from a bush that is aflame but doesn't burn up. Moses falls down in worship before Him. When God tells Moses that he is to deliver the Israelites from Egypt, Moses doesn't think he could do it. God tells Moses He will be with him. Moses asks God's name so he can tell the Israelites. God at last reveals His name: it is 'Yahweh' —I Am Who I Am. Eternal, unlike anyone else, the source and sustainer of life.

Scene 3: (End)

Moses meets Aaron and they go across the desert back to Goshen, Egypt where the Israelites live. Through Aaron, Moses tells the elders and the people the name of their God and that He will deliver them from the Egyptians. They all bow down and worship the LORD. Moses and Aaron go to Zoan to Pharaoh's palace. They tell him the LORD's demand to let His people go to the desert to worship Him. Pharaoh scorns the LORD and His request, saying that he knows nothing of Him. He orders the Israelites make bricks without straw now, as punishment. The LORD sends many plagues until at last Pharaoh admits the LORD's supremacy over himself and the Egyptian gods. He lets the Israelites go. The Egyptians and all the other nations feared the name of the LORD after seeing His mighty rescue of His people. The Israelites decide to call Yahweh 'LORD' —a special made-up word--because His name is too holy to say or write.

Bible Truth Tie-In:

The Bible Truth we are learning is: **The LORD's Names Tell Us about Him.** For many years the Israelites only worshiped God with nicknames that told about the wonderful things He had done for them. At last, God revealed His true name—the LORD— to Moses on Mt. Sinai.

A Burning Bush

Description

Children will make a crayon resist picture of the burning bush.

Materials

Crayons

Thick, black tempera or poster paint

White card stock or paper for painting

Thick paintbrushes

Short kebab sticks

Preparing the Craft

1. Draw thick stripes of various colors of crayons over each sheet of paper.

2. Paint over crayons with black tempera. Allow to dry.

NOTE: Some craft stores now sell these ready made in packs. You might be able to buy what you need instead of preparing them as directed above.

Making the Craft

1. Show the sample of the craft you have made.

2. Have children use the kebab stick to etch a burning bush (and any other part of the scene of the story) onto the paper. As they scratch the surface, the black comes away and the colors of the crayons show through.

Making a Bible Truth Connection

Once the children have settled into their craft, use the Bible Truth- Craft Connection Sheet to lead discussion about the craft. Note that most of these questions echo the questions on the case board, providing a review of what the children learned earlier.

Optional TAKING IT TO OTHERS Activity: Craft Presentation

If you are presenting the craft to other children or parents the children can hold up their crafts (or your model craft) and read their Bible Truth Connection answers to explain the importance of the craft.

CASE CRAFT**Discussion Guide****Instructions:**

As the children are settled into making their craft, ask them these questions to help them understand the craft's significance. Use the answers provided to guide the children's answers.

Discussion Questions

1. By what did God's people call God for hundreds of years? *By nicknames that described what He was like.*
2. Who did God first reveal His real name to? Where did He do this? *Moses, up on Mt. Sinai.*
3. What did Moses see on Mt. Sinai that was so unusual? What did God use this unusual thing to do?
He saw a bush that was aflame with fire, but never burned up. He spoke to Moses from out of this bush that was aglow with this sign of His presence..
4. What is the Bible Truth that we are learning?
The LORD's Names Tell Us about Him.
5. What does our craft have to do with our Bible Truth: The LORD's Names Tell Us about Him?
God and His People gave Him many nicknames that described the wonderful ways He was; but on Mount Sinai, God finally told Moses His real name, Yahweh.
6. What can this craft help us remember?
The Israelites thought God's name "Yahweh" was so special that they did not think themselves even worthy to say it. We should treat God's name with great respect, too.

TAKING IT TO OTHERS**Craft Presentation****Instructions:**

Have children hold up your model craft/their crafts. Choose five children (or you say) the five sections below to explain the craft's importance.

Presentation:

1. Our craft is: A Burning Bush.
2. For hundreds of years, God's people only knew Him by the nicknames that described what He was like. But on Mt. Sinai, God spoke to Moses from a burning bush revealing His real name, "Yahweh," for the first time to His people.
3. Bible Truth 9 is: The LORD's Names Tell Us about Him.
4. God and His People gave Him many nicknames that described the wonderful ways He was; but on Mount Sinai, God finally told Moses His real name, Yahweh.
5. Our craft can help us remember that the Israelites thought God's name "Yahweh" was so special that they did not think themselves even worthy to say it. We should treat God's name with great respect, too.

Note: Even non-readers can participate in presenting the craft, if you will whisper what they are to say in their ear and let them say it aloud for the others to hear.

BEFORE CLASS:**1. PICK YOUR PERSON**

VIPPs can be anyone in your church! Typically, they fall into 6 categories: Church staff, Elders, Deacons/deaconesses, Special Volunteers (people who aren't paid, but spend a lot of time helping out in particular ways), Supported Workers (aka missionaries), and Church Members.

2. GATHER YOUR FACTS

Use the VIPP Information Sheet to write down the facts about your VIPP. The information on this worksheet is used in the VIPP activities, listed in the "Choose an Activity" section below.

DURING THE ACTIVITY:**1. INTRODUCE YOUR VIPP**

Introduce your VIPP to the children, using the VIPP Information Sheet. Fill in a set of VIPP Clue Cards with the information for your VIPP. If desired, you can even have the actual person come into class for the children to meet.

Need help describing what someone does for the church in a kid-friendly way? Check out the list of common VIPPs on the Praise Factory website in the PFI resources. There are lots of kid-friendly descriptions for common VIPP's, such as pastors, elders, deacons and a lot more.

2. PRAY!

Lead the children in praying for the VIPP. Ask the children if they would like to pray for one of the VIPPs prayer requests. Even non-readers can pray for the VIPP if you whisper the prayer request in their ear, then let them say it aloud. Never force a child to pray!

3. CHOOSE AN ACTIVITY

There are two activities you can use to help the children learn about the VIPP:

VIPP Clue Cards: These are nine coloring sheets in which children fill in the nine things they learn about the VIPP from the VIPP Information Sheet. Photocopy a set of each child. Use as few or as many of these Clue Cards as you desire.

VIPP Game: This is a game that uses a set of Clue Cards for one or two VIPPs.

Choose a VIPP and fill in his/her information on the VIPP Information Sheet. Fill in a set of VIPP Clue Cards with the information for your VIPP. Tell the children about the VIPP, having them fill in the VIPP Clue Cards with the key facts as they learn them. Write any words the children need to write on a white-board or other piece of paper so they can see how to spell them. Help younger children write these words on their clue cards. Ideas for how to tell the children about many common VIPPs are listed at praisefactory.org with the resources for this Bible Truth.

Optional TAKING IT TO OTHERS Activity: Introduce and Pray for the VIPP

If you are presenting the VIPP to other children or parents you can assign children to hold up the 10 clue cards and say what each card tells about the VIPP. (Or, you can have the children hold them up as you tell what each one means.) Then lead the children in praying for the VIPP.

Game: Mix and Match

Materials

Information for two VIPPs

2 Set of Clue Cards

Bag

Preparing the Game

1. Fill in one set of clue sheets for each of the VIPPs you are using.
2. Put all the Clue Cards in a bag, except for the ones with the names and pictures of the VIPPs.

Playing the Game

Reveal: Tell the children about each VIPP, showing them your filled-in clue cards as you tell about them.

Review: Put all the Clue Cards for both VIPPS in the bag. Mix up. Have children take turns pulling clues out and have the class try to remember which clue goes with which VIPP. You can make this a team game by splitting the children into two teams and giving points when their team players correctly put a clue in the right place.

VIPP INFORMATION SHEET

VIPP NAME:

WHAT VIPP LOOKS LIKE

Man or Woman? _____

Hair color? _____

Eye color? _____

FAVORITE ANIMAL

FAVORITE FOOD

FAVORITE FREE TIME ACTIVITY

WHAT VIPP DOES DURING WEEK

VIPP GROUP OF SERVICE:

- | | |
|-------------------|----------------------------------|
| Church Member | Deacon |
| Elder | Church Staff |
| Special Volunteer | Supported Worker
(Missionary) |

3 WAYS VIPP SERVES CHURCH

3 WAYS TO PRAY FOR THE VIPP

BIBLE TRUTH 9, LESSON 2: PLANNER/OVERVIEW

GETTING STARTED: Welcome and Opening Songs (*introduce unit and get kids moving with these songs*)

Welcome to Praise Factory: PFI: Praise Factory Investigators Theme Song *PFI NIV Songs 4 CD, Track 1*

Rules to Help Us Worship God and Love Others: WoGoLOA Classroom Rules Song
PFI NIV Songs 4 CD, Track 2

Big Question Under Investigation: Big Question 4 Songs *PFI NIV Songs 4 CD, Tracks 3,4*
(*Extra Song: Inspector Graff's Rap: The ABC's of God PFI NIV Songs 4, Track 5*)

Big Question Bible Verse: 1 Kings 8:23 Song *PFI NIV Songs 4 CD, Track 6*

DIGGING DEEP DOWN: Key Concept and Story (*introduce the Bible Truth and tell the related story*)

Bible Truth 9: The LORD's Names Tell Us about Him

Bible Truth Hymn: Oh, How I Love Jesus, v.1 *PFI NIV Songs 4, Track 25*

Bible Verse: Deuteronomy 32:3-4

Bible Verse Song: I Will Proclaim *PFI NIV Songs 4, Track 26*

Lesson 2 Story of the Saints: The Case of the Nat-Crusher

TAKING ACTION: Response Activities (*choose from among these activities*)

Snack and Discussion Planner: Nibbles for Nats

ACTS Prayer: Prayer Sheet

Bible Truth Review: Discussion Questions and Game: Squirrel and Nut

Bible Truth Hymn: Oh, How I Love Jesus, v.1 *PFI NIV Songs 4, Track 25*
Song, Sign Language and Song Game: Pass the Secret Sign **PFI NIV Songs 4 BOOK or ONLINE**

Bible Verse Review: Deuteronomy 32:3-4 Discussion Sheet and Game: Forceball

Bible Verse Song: I Will Proclaim Deuteronomy 32:3-4 *PFI NIV Songs 4, Track 26*
Song, Sign Language and Song Game: Mimic Me! **PFI NIV Songs 4 BOOK or ONLINE**

Story Review: Discussion Questions and Game: Ring Toss

Case Replay, Jr: Drama Activity for Youngest Children (children do same story actions together)

Case Replay, Sr: Drama Activity for Most Children (children re-tell story with individual parts)

Craft: The A Hungry Tiger

VIPP (Very Important Prayer Person) Prayer Time: Coloring Sheets (back of book) and Game: Picture Run

TAKING IT HOME: Take Home Sheet for Review and Family Devotions

PFI Pronto: Bible Truth 9, Lesson 2 **PFI NIV PRONTOS12 BOOK or ONLINE**

The Case of the Nat Crusher

by Connie Dever

Our story is called:**The Case of the Nat Crusher.****As you listen to the story, see if you can figure out:**

1. Who were the Nats? Who feared them? What were they supposed to do?
2. What was the name of the Nat Crusher? Why could he crush them?

This story doesn't take place in Bible times. It takes place among the Karen people in Burma in the 1830's.

Soo Thah was born in a simple village perched high upon a mountain top. His house, like the others in his village, looked sort of like a nest made of bamboo and rattan (long, straw rope) with a roof of woven grass on top. It wasn't built on the ground like our houses are, but was built on eight-foot high poles as a protection against leopards, tigers and other beasts of the jungle.

But as careful as Soo Thah's parents were to protect their family from wild animals, they worked even harder to protect themselves from nats. What are nats? They aren't the little insects we call gnats. No, nats were evil spirit that the Karen believed made bad things happen if you made them mad. So, as you can guess, the Karen tried very hard not to anger them.

The Karen made little wooden houses for the nats to live in. They made altars and placed eggs, fruit and other offerings upon them. They stayed away from places that they thought the nats didn't want them to go. They also did things they thought would protect themselves from the nats. Soo Thah's family tied scarlet strings around him and gave him a necklace made from bear's claws, tiger hair and teeth, as protection from the nats.

The Karen lived every day in fear of the nats and many other things. For hundreds of years their elders had told them that there was a God named Y'wa . He created all things and ruled over all things. He even had power over the nats. But sadly, long ago the Karen had rebelled against Him and broke fellowship with Him. Yet, even though they didn't deserve it, He made a promise to them that one day He would send a white messenger called "the Deliverer" from the West. He would come on the white "wings" of a sailing ship would bring them the Book of Y'wa's very own words and would teach them all about Y'wa. He would give

them a great king who would deliver them from their misery and give them many blessings. Then their fears would be ended—even their fears of the nats. Many years had passed and no Deliverer had come, but the Karen still hoped that Y'wa's promises would come true.

Soo Thah grew up and began to learn the skills he would need to take care of a family one day. He learned how to use a cross bow and how to shoot poisonous darts through a hollow piece of bamboo. He went with the men out into the jungles to hunt for food. They taught him how to defend himself from tigers, bears, leopards, and most feared of all, the hamadryad—a clever, huge, twenty foot, cobra-like snake that was as swift as a horse. It actually tried to catch people for its food. Yikes!

Closer to home, Soo Thah and the other boys were given the job of protecting the precious, ripening rice fields from flocks of hungry birds and herds of wild pigs and elephants. Up they would climb up to small huts mounted on tall poles built along different parts of the fields. From here, the boys could look out over the fields and spot unwelcome "visitors" that needed to be chased away.

Many times, Soo Thah's turn in the watchtower would come at night. Up there, all alone in the darkness and in fear of the nats and wild animals, he would think. "Are there really nats around us? Why do they hate us so much? Does Y'wa really exist? Is He really more powerful than the nats? Will He ever send His Deliverer?" he wondered. Soo Thah had so many questions, but no answers. The answers would come when the white messenger came with Y'wa's Book, if that day would

Story-telling Tips

Ahead of time:

1. Read the Bible verses and story. Pray!
2. Create story cue cards on index cards (or highlight text).
3. Practice telling story dramatically, timing your presentation. Shorten, if necessary to fit your allotted time.
4. Decorate area with story props that help bring your story alive.

During your presentation:

1. Maintain as much eye contact as possible as you tell the story. Point to/use props at important points in the story. Include the kids in your story with a few questions about what they think will happen or words/concepts that might be new to them.
2. Watch the kids for signs that their attention span has been reached. Shorten, if necessary.

ever come.

But one day, when Soo Thah was fourteen, the day did come. Shway Dee, Soo Thah's uncle came bursting into the village with news: "I went down to the city to trade my basket of neen seed for salt and guess what I heard," he told the villagers. "White Foreigners—a man and a woman—have come on the white wings of a sailing ship from the West! They tell of a God named Yahweh—Y'wa, in our language. They're coming to teach us about Him and bring us His Book," he told everyone.

"The Deliverer is coming! We must get ready for him!" the people exclaimed. The men went out and cleared the jungle paths. Boys climbed the trees as lookouts. A large hut was built so that everyone could sit together and listen to the Deliverer read the words of Y'wa's Book. Then the villagers got dressed in their finest most colorful clothes. They wanted to look their best when Y'wa's messengers came!

At last messengers came! "They're here! the lookouts shouted, as they spotted a white-skinned man and woman coming down the path escorted by a Karen man, they called the Teacher of Hope. The villagers starred in shock at the pale skin and blue eyes of the couple. And what about the man's red-bearded face! How strange!

The people led the couple to the village and into the meeting hut, eager to hear what he had to say. Quietly they listened as the Teacher of Hope translated the good news of Jesus into their language. "For years you've been waiting for the Deliverer. Now you know He's Jesus Christ, Y'wa's Son. Turn from your sins and know fellowship with God! You've been waiting for Y'wa's Book. Here it is! Let us teach you how to read it," the man offered. Many Karen believed in Jesus right then, but not Soo Thah. It wasn't until a tiger attacked someone sleeping next to him that the reality of death and his need for a Savior sank into Soo Thah's heart. Then he, like the others, turned from their sins and trusted in Jesus as his Savior. With the others, Soo Thah praised the Lord for His almighty power over sin, death and the dreaded nats!

It didn't take Soo Thah long to know that he wanted to tell others about Yahweh and His Son, Jesus Christ more than anything else. Soo Thah studied hard at

school, learning all he could about the Bible as well as all the other subjects. He wanted to be the best missionary and pastor he could be for Yahweh.

Some time after he finished school, Soo Thah and other Karen pastors and missionaries met together in a giant hut. They praised Yahweh and they talked which peoples still needed to hear about Jesus.

"The Brechs still haven't heard," someone said.

"They are vicious people. We sent Saw Aw to them, but he never came back. Whoever else we send will die, too," someone else warned.

Soo Thah disagreed. "Who is Yahweh is the Supreme God and Creator of all things. He sent a messenger to tell us the good news of salvation. He gave us the Book of Yahweh. He's ended our fears of the nats. Shouldn't we tell the Brechs how they can know Him, too? I will trust Yahweh to take care of me. I will go," he offered.

With only a Bible and a hymnal, Soo Thah traveled until he reached the Brechs. The women and children ran for safety in their huts when they saw him. The men seized their spears and surrounded him. "Kill him!" they shouted. "He's an enemy!"

"No. I come in peace," Soo Thah told them. He held up the Bible and the hymnal and said, "I have no weapons. I've come to tell you about Yahweh, the Supreme God. This is a book of songs about Him," he told them, showing them the hymnal. "And this is the book of Yahweh's words," he said, showing them the Bible. "I have come to sing to you about Him and to read His words to you."

Soo Thah opened the hymnal and sang to them about Yahweh. And as he sang, the Holy Spirit began to work in the hearts of the Brechs. As soon as one song finished, the men asked for another and then another, until Soo Thah had hardly any voice.

"This can't be a bad man," the men said to each other. "No bad man acts this way." Putting down their swords, they said to Soo Thah, "Stay and tell us more about Yahweh and His Book. We want to hear what He has to say." So Soo Thah did stay. He told them all about their sin and Yahweh's love, mercy, and forgiveness that they could each know through believing in Jesus, Yahweh's Son.

At last, many of the Brechs, came to believe-- even Ho-Wee the chief and most wicked of those fierce men.

Ho-Wee came to Soo Thah and said, "Soo Thah, we are weary of worshipping the nats. We want Yahweh to be our King and God, for He loves and takes care of His people. But please, will you destroy the nat houses and get rid of the nat offerings of eggs and fruit? We are still scared of them."

Nothing could have pleased Soo Thah more than to break down and burn all the nat altars, charms, houses and offerings in a giant bonfire. He would show these new Brec believers of the name of Yahweh—the Name above all names—even above all of the nats.

When it was finally time for Soo Thah to return home, a little church of over forty Brec Christians had already been started, with many more Brechs eager to hear about Yahweh and His Book.

Cracking the Case:

It's time to answer our Case Questions.

1. Who were the Nats? Who feared them? What were they supposed to do? The Nats were the Karen people's name for the evil spirits they believed in. The Karen people feared them. They believed the Nats were able to hurt them if they were not kept happy.

2. What was the name of the Nat Crusher? Why could he crush them? The Lord. He rules over all of heaven and earth. Nothing is more powerful than Him. Through Jesus, He crushed the power of the devil, sin and death for God's people. He always keeps them safely in His perfect will.

Something For You and Me

Our Bible Truth is:

The LORD's Names Tell Us about Him

Our Bible Verse is: Deuteronomy 32:3-4

"I will proclaim the name of the LORD. Oh, praise the greatness of our God! He is the Rock, his works are perfect, and all his ways are just. A faithful God who does no wrong, upright and just is he."

What an amazing story of how God had prepared the Karen people to receive the good news of Jesus, even hundreds of years before any missionary would set foot on Burmese soil! How could this be? Only because Yahweh truly is the Name Above All Names. He is the Supreme God. He is eternal and good. From before the beginning of time He planned to show mercy to

undeserving, rebellious people.

But what about you and me? Like Soo Thah, we have heard about Yahweh. We have read His Book, the Bible. We know about Jesus Christ, the Deliverer and Savior. Do we believe in Him? Have we come to Him, turning away from disobeying Him and trusting Him as our own Savior? God promises to forgive all who truly repent of their sins and trust in Jesus!

And if we have done this, then like Soo Thah, do we think about how we can tell others about Him? Let's praise Yahweh, the Name Above All Names. Let's ask Him to help us to confess our sins to Him and trust Him to forgive us. Let's ask Him to help us to boldly tell others about Him, just like Soo Thah.

Close in prayer.

Closing ACTS Prayer

A God, we praise You for being the greatest of all gods!

C God, we confess that sometimes we are afraid, acting like there are things in this world more powerful and more important than You.

T God, we thank You for sending people to tell us the good news of Jesus.

S God, we ask that You would work in our hearts that we might turn away from our sins and trust in Jesus as our Savior. Please send more of Your people out to places that have not heard about You. Please help us to live boldly for You, knowing that You are the Name above ever name--greater than anything or anyone we might ever face.

Special Words

Burma: A country in Asia that lies east of India. Officially the Republic of the Union of Myanmar or just Myanmar.

Nats: The name of the evil spirits that the Karen people believed in.

Missionary: A Christian who is sent out to go to another place (often another country) to tell others about Jesus.

Yahweh: The name of God.

ACTS PRAYER ACTIVITY

Use this sheet to write down your ACTS Prayer

Instructions:

Use this sheet to help the children apply the Bible Truth into a prayer. You can use the ACTS provided or even better, have the kids think of their own applications. Also have the children add their personal requests to the prayer, too. Lead the children in the prayer or let them pray sections, with your help. Never force a child to pray! Non-readers can participate by you whispering a section of the prayer into their ear and allowing them to pray it aloud for the group.

ADORATION:

God, we praise You for being Yahweh, the "I Am Who I Am," Eternal, the Source and Sustainer of Life, unlike anyone or anything else.

God, we praise You for being.....

Add your own Adorations:

CONFESSION:

God, we confess that many times we forget what Your names tell us about You. Many times we do not honor You, trust You or live for You as we should. We need a Savior!

God, we have sinned against You....

Add your own Confessions:

THANKSGIVING:

Thank You, God for choosing to tell us so much about Himself through His names. Thank You for always being true to Your names.

God, we thank You for...

Add your own Thanksgivings:

SUPPLICATION:

God, help us to spend time thinking about Your names and knowing You better. Help us to believe that You are faithful to be as good as Your names tell us You are. Help us to turn away from our sins and trust in Jesus as our Savior, just as His name tells us He is. Help us to trust in Your faithful care of us every day.

God, we need Your help...

Add your own Supplication:

SNEAKY SNACK

Can you figure out how this snack relates to the story?

Snack: Nibbles for Nats

Karen food, like what they offered to the nats: mango, pineapple, banana; rice; eggs.

This is only a suggestion. Feel free to modify. Be mindful of allergy issues among your children!

Case Tie-in: For years the Karen people lived in fear of the nats, offering them food to keep them happy. But at last came the day when they heard of the Lord--the one, true God. Many of them turned away living in fear of the Nats and worshiped the Lord instead.

SOUL FOOD

Food for thought during snack time

1. What does the snack have to do with the story?

Choose a few questions from the other activity discussion sheets to talk about during this snack time.

2.

3.

4.

5.

6.

7.

Directions: Read and discuss Bible Truth, using a FEW of the questions. Play game. Feel free to modify the game to fit your children.

The LORD's Names Tell Us about Him

When we are born, our parents name us. Sometimes we are named after someone in our family or someone in the Bible. Besides our real names, many times our family or friends give us a nickname that describes something about us.

The Bible tells us that God has a real name and many nicknames, too. All His names tell us something about Him. God's real name is "Yahweh," which means "I Am Who I Am." It means that God is eternal, with no beginning or end. It means that no one else is like Him. He alone is the source and sustainer of all life. When we read the word "LORD" in the Bible that is like saying "Yahweh."

God has many nicknames, too, such as Savior; God Most High, Almighty God, the Everlasting God, the Rock and the Good Shepherd. God commanded Mary and Joseph to give His Son the name, Jesus, because it means "Yahweh saves." At the end of time when Jesus returns, the Bible tells us that every knee will bow and every tongue confess that Jesus is King of Kings and Lord of Lords.

God's name and nicknames tell us how great He is and how completely worthy of all of our love, trust, obedience and praise.

Understanding the Bible Truth

1. How did our parents choose our names? How do we get a nickname? *We are named after someone or a name they like. Many times we are given a nickname that describes something about us.*
2. What is God's real name? What does it mean? "Yahweh". *It means 'I Am Who I Am.' He is eternal, like no one else, the source and sustainer of life.*
3. Why is "LORD" written in the Bible? *Jews thought the name Yahweh too holy to write or read. They changed some of the letters and wrote LORD instead.*
4. What are some of God's nicknames? *God Most High, Almighty God, Everlasting God, Rock, the Good Shepherd.*
5. What does the name Jesus mean? *Why was that a good name for Jesus? "Yahweh Saves". Jesus really was Yahweh, come to save His people from their sins.*
6. What will everyone call Jesus when He returns? *King of Kings and Lord of Lords.*
7. What do God's name and nicknames show us He is worthy of? *All of our love, trust, obedience and praise.*

Story Connection Questions

1. How does the case story point to the **Bible Truth: The LORD's Names Tell Us about Him**? How had the Lord prepared the Karen people in advance to believe in Him? *He (somehow) had given them His name, Y'wa (Yahweh) and some of the truths about Himself, hundreds of years in advance. They eagerly awaited the day when they would receive His promised Book so that they could know more about Him and all that His name meant.*

Bible Verse Connection Question

1. What does our Bible Truth have to do with our Bible Verse: **Deuteronomy 32:3-4**: "I will proclaim the name of the LORD. Oh, praise the greatness of our God! He is the Rock, his works are perfect, and all his ways are just. A faithful God who does no wrong, upright and just is he."?
Each day the LORD displays His wonderful ways and perfect care of His people. He is the LORD—the I Am Who I Am, who is eternal, like no one else, and the source and sustainer of life. He is like a Rock they can always depend on. They have nothing but praise for His name.

Life Application Questions

1. How can thinking about God's names help God's people today? *They can remind them about all the great ways He is. They can give them comfort in times of trouble and help them to keep trusting and obeying Him.*
2. How can we become one of God's people? *By turning from our sins and trusting in Jesus as our own Savior.*

ACTS Questions

1. What is something we can praise God for because of this Bible Truth?

Praise God for being Yahweh, the "I Am Who I Am," Eternal, the Source and Sustainer of Life, unlike anyone or anything else.

2. What are sins we can confess to God because of this Bible Truth?

Confess that many times that we forget what His names tell us about Him by not honoring Him, trusting Him or living for Him as we should.

3. What is something we can thank God for because of this Bible Truth?

Thank God for choosing to tell us so much about Himself through His names; and for always being true to His names.

4. What is something we can ask God for because of this Bible Truth?

Ask God to help us spend time thinking about His Names and growing in trusting and obeying Him because of who He is.

The Gospel

1. One of the names for God that God's people love most of all is the Savior Jesus. That's because we all are sinners who deserve God's forever punishment. Who can be saved by Jesus? What do they have to do? What is the gospel? *God is the good Creator and King of the world. He made people to worship Him and live by His good laws. But we are all sinners who've rebelled against Him. We all deserve death--God's just, eternal punishment for our sins. How terrible! But God has good news for us. In His great mercy, God sent His Son, Jesus to earth as a man to save sinners. He lived the perfect life that pleases God. (He's the only one who's ever done that!) He offered it up to God His Father as the perfect sacrifice for sins when He suffered and died on the cross. Then, on the third day, Jesus rose from the dead in victory. He had fully paid for the sins of God's people, so they wouldn't have to! Now all who turn away from their sins and trust in Jesus as their Savior will receive forgiveness of sins and eternal life with God. They will be His very own special people who will know Him and enjoy Him forever. We can be God's people, too, if we turn from our sins and trust in Jesus as our own Savior.*

Game: Squirrel and Nut

Materials

Marble

Chairs

Bible Truth Questions

Preparing the Game

1. Choose 20+ questions for your game from the Bible Truth Discussion Questions, or make up your own.
2. Write the Bible Truth questions on small thin strips of paper (or make a photocopy of the Bible Truth Discussion Questions and Simply cut them into strips) and put them in the bag/bowl.

Playing the Game

Have children seated in chairs in a circle, with their heads down and their eyes closed. "It" is in the Middle and is holding the marble. He walks around quietly and chooses someone's lap to drop the marble into. The person who receives the marble jumps up and chases "It" around the circle and tries to tag "It" before "It" gets to the chair and sits down. Either the tagged old "It" or the new "It" gets to choose a question from the bag for the class to answer. Play continues after the question is answered. Be careful about running on slick floors! You may want to ask the children to walking rapidly instead.

Game continues as number of questions, time, and attention span allow.

Optional TAKING IT TO OTHERS Activity: Quiz Questions

Have the children choose a few of the questions from the game to ask the parents/other children during TAKING IT TO OTHERS time. Help pre-readers by whispering the question in their ear and letting them ask it aloud to the parents/other children. Make sure you read the Bible verse aloud before you ask your questions.

Directions:

1. Write words to song in large print before class.
2. Play the song for the children, helping them follow along on the song sheet.
3. Discuss the song, using a few questions from the discussion sheet. *Don't use them all!*
4. Introduce sign language for key words of your choice from sign language sheet for your song. Use as few or as many as you think the children can learn.
5. Sing and sign the song. Sign language as well as large format lyrics and sheet music are found in the PFI Unit Songbook or online.
6. If desired, play the Song Game.

Optional TAKING IT TO OTHERS Activity: Presenting and Singing the Song

1. Sing and sign the song, encouraging the watching children/parents to join in.
2. Ask the class some of the questions listed below. The Bible Truth Connection Question is particularly good to help them understand how the song ties in with the Bible Truth.

Oh, How I Love Jesus

Verse 1

There is a name I love to hear,
I love to sing it's worth;
It sounds like music in my ear,
The sweetest name on earth.
Oh, how I love Jesus,
Oh, how I love Jesus,
Oh, how I love Jesus,
Because He first loved me.

Listen to it on PFI NIV Songs 4, Track 25

Understanding the Song

1. What does is the name the singer loves to hear? *The name of Jesus.*
2. What does the singer love to sing about and what does that mean?
The worth of the name of Jesus. Worth means what is good and valuable about it.
3. What does Jesus' name mean and how does that tell us of its worth?
It means 'Yahweh saves.' It is of greatest worth because we all are sinners, deserving eternal punishment for our rebellion against God. We never can never save ourselves from this punishment. Only Yahweh, who sent His Son, Jesus to live a perfect life and offer it up on the cross as the perfect sacrifice for sins could do what was needed to save us. Jesus' name tells us of this greatest act of love that Yahweh did for all who would ever turn and trust in Him. There is nothing worth more than the name of Jesus!
4. What does it mean that Jesus' name sounds like music in the ear?
Not that it sounds like someone singing. It's an expression meaning something is really good news.
5. What does 'sweetest name on earth' mean? *Not sweet-tasting like sugar. Sweetest also mean the best. Jesus' name is the best name on earth.*
6. What makes Jesus' name the best on earth?
He alone could save sinful people from the eternal punishment they deserve.
7. What does the singer love Jesus? Why is that so important to him? *Because Jesus first loved him. The Bible tells us that God loved us while we still were sinners, living in rebellion and hatred of Him. HE sent Jesus to die for His sinful people before they loved Him. When the Holy Spirit worked in their hearts, they each came to believe in Him, love Him, and turn and live their lives for Him. Without Him first loving us, we would never have chosen to love Him! The singer is so grateful for God's loving him first!*

Bible Truth Connection Question

1. How does this song relate to our Bible Truth: **The LORD's Names Tell Us about Him?**
Jesus' name means 'Yahweh Saves.' It tells us about the LORD and how He, Himself, saved His people from their sins.

Story Connection

1. How does this song relate to today's story?

For hundreds of years the Karen waited for Y'wa's Book and the Deliverer who would rescue them from their misery. When at last the white messenger brought the good news of Jesus, many quickly turned to Him in joy. They loved Jesus as the one who saved them from their sins and all their fears, even of the nats.

Bible Verse Connection Question

1. What does this hymn have to do with our Bible Verse: **Bible Verse: Deuteronomy 32:3-4**: "I will proclaim the name of the LORD. Oh, praise the greatness of our God! He is the Rock, his works are perfect, and all his ways are just. A faithful God who does no wrong, upright and just is he."?

God's people think that the name of Jesus is the sweetest name on earth because it reminds them that Yahweh Saves. Without Jesus, they would still face God's punishment for their sins. Without Jesus, they would never get to know God. How great are the works that the LORD worked by sending Jesus to save sinners! He does no wrong. He is just and upright. So, He hates sin. Yet, He Himself, did the great work of saving sinners through Jesus.

Life Application Questions

1. How can God's people be affected by the message of this song? *They can praise God for loving them first when they were still sinners in rebellion against Him. They can ask Him to fill their hearts with greater delight in Him and all He's done for them. They can ask Him to help them to live obedient lives that please Him.*

2. How can we become God's people? *By turning from our sins and trusting in Jesus as our own Savior.*

ACTS Questions

1. What is something we can praise God for from this hymn?

Praise God for loving His people before they loved Him. He sent Jesus to save them while they were still sinners.

2. What are sins we can confess to God from this hymn?

Confess that many times we do not act like we love God in our hearts or in our lives, even though He has sent Jesus to be our Savior. He needed to love us first, because we would never choose to love Him first. Oh, how we need a Savior!

3. What is something we can thank God for from this hymn?

We can thank God for sending Jesus to be the Savior for God's people—all those that confess their sins to God, turn from them and ask Jesus to be their Savior.

4. What is something we can ask God for from this hymn?

Ask God to work in our hearts and help us to confess our sins to Him and trust in Jesus as our Savior. Ask Him to give us a great love for Jesus, understanding what He has done for sinners. Help us to live out that love in all we do.

Gospel Question

1. Why do God's people love to hear Jesus' name so much? What is the gospel?

God is the good Creator and King of the world. He made people to worship Him and live by His good laws. But we are all sinners who've rebelled against Him. We all deserve death--God's just, eternal punishment for our sins. How terrible! But God has good news for us. In His great mercy, God sent His Son, Jesus to earth as a man to save sinners. He lived the perfect life that pleases God. (He's the only one who's ever done that!) He offered it up to God His Father as the perfect sacrifice for sins when He suffered and died on the cross. Then, on the third day, Jesus rose from the dead in victory. He had fully paid for the sins of God's people, so they wouldn't have to! Now all who turn away from their sins and trust in Jesus as their Savior will receive forgiveness of sins and eternal life with God. They will be His very own special people who will know Him and enjoy Him forever. We can be God's people, too, if we turn from our sins and trust in Jesus as our own Savior.

Song Game: Pass the Secret Sign

Materials

Sign Language signs used in song, particularly choose words with important meanings you want the children to learn, such as "grace", "redeem", etc.

Bag or bowl

Blindfold

Preparing the Game

1. Cut out signs and put in bowl.

Playing the Game

1. Practice the song and signs until the children know them well.
2. Have all the children stand in a tight circle, except one, "It" who will stand in the Middle of the circle, blindfolded.
3. Have the children in the circle to put their hands behind their backs. Choose a sign from the bag and hand to a child in the circle, still keeping hands behind their backs, not looking at the sign.
4. When "It" says "Pass the Secret Sign", the children will begin to pass the sign around behind their backs.
5. When "It" says "Stop the Passing!" the child who has the sign freezes with the sign behind his back.
6. The child with the sign brings it around and looks at it. You can help the child practice the sign.
7. Then take the blindfold off of "It", watch the child with the card do the sign, then have "It" guess the name of the sign. (If desired, "It" can ask another child in the circle for help with their guess.)
8. The holder of the sign then becomes "It." Sing the song with all the signs, then repeat.

choose a FEW questions for discussion, then choose the game and/or music activity

Meditation Version: Deuteronomy 32:3-4

"I will proclaim the name of the LORD. Oh, praise the greatness of our God! He is the Rock, his works are perfect, and all his ways are just. A faithful God who does no wrong, upright and just is he."

Alternate Memory Version: Deuteronomy 32:3

"I will proclaim the name of the LORD. Oh, praise the greatness of our God!"

Understanding the Bible Verse

1. What is being proclaimed? *The name of the LORD.*
2. What does it mean to proclaim the name of the LORD? *It means more than just saying His name. It means thinking about what that name means and praising Him for the way He is.*
3. What are some of the things that could be proclaimed about the name of the LORD?
He is eternal, like no one else, the source and sustainer of all life.
4. How is the LORD great? *He is all-knowing, all-powerful, completely holy and good. He loves His people perfectly and always orders everything in their lives for their good and His glory. He always is faithful.*
5. What does it mean for God to be "the Rock"? *A big rock can't be moved from its place. It is unshakable in a big storm or lots of rain. God is the Rock of His people because He is so powerful that nothing can stop Him from doing all of His perfectly good plan. His people can always count on Him to take care of them and do exactly what He says.*
6. What does it mean that His works are perfect? *There will never be a better way to do things than how the LORD has done them. He never messes up or never is unable to do what He wants to do.*
7. What does it mean that God is faithful? *He will always keep all of His promises.*
8. What three things can be said about this faithful God, and what do they mean? *He does no wrong, He is upright, and He is just. 'No wrong' means He never makes mistakes and never does anything evil. 'Upright' means that He is righteous, without sin. 'Just' means He is so wise that He always makes the good, right, fair decisions.*

Bible Truth Connection Question

1. What does this verse have to do with the **Bible Truth: The LORD's Names Tell Us about Him?**

Each day the LORD displays His wonderful ways and perfect care of His people. He is the LORD—the I Am Who I Am, who is eternal, like no one else, and the source and sustainer of life. He is like a Rock they can always depend on. They have nothing but praise for His name.

Story Connection Questions

1. What does this verse have to do with our story? *The Karen people rejoiced to learn the real name of Y'wa and to be able to have His Book. They trusted in Jesus as their long-awaited Deliverer who was the Rock they could trust to even protect them from the nats.*

Life Application Questions

1. How does it help God's people today to know that He is faithful and does no wrong? *Even today, God's people face hard things in their lives. They suffer sickness, they have sad things happen to them and those they love; they can be afraid about the future. There are even times when people hurt them just because they believe in Jesus. During these times, God's people think about how faithful God promises to be to them. They know He will take care of them. They think about how just they are. They know that in His perfect timing, He will see that they even get justice for ways that people have mistreated them because they love Him.*
2. How can we become God's people? *By turning from our sins and trusting in Jesus as our own Savior.*

ACTS Questions

1. What is something we can praise God for from this Bible verse?

Praise God for being Perfect, Just and Upright in all His ways.

2. What is something we can confess to God from this Bible verse?

Confess that we are not like the LORD in so many ways. We are not perfect, just or upright. We are sinners who need a Savior.

3. What is something we can thank God for from this Bible Verse?

Thank God for sending Jesus to be the perfectly just and upright offering for the sins of all God's people, that they could be saved from God's punishment. Instead, all who turn from their sins and trust in Jesus can have eternal life with God!

4. What is something we can ask God for from this Bible Verse?

Ask God to work in our hearts and help us to confess our sins to Him and trust in Jesus as our Savior. Ask Him to help us to send the Holy Spirit to live in us and change us so that we would reflect more of His perfect justice and uprightness. Ask Him to be our Rock--the one we depend upon.

Gospel Question

1. God is perfect, just and upright in all His ways, but we are not. We are all sinners who have disobeyed God and doubted His faithfulness. We all deserve His forever punishment for our sins. What hope has God given for people like us? What is the gospel?

God is the good Creator and King of the world. He made people to worship Him and live by His good laws. But we are all sinners who've rebelled against Him. We all deserve death--God's just, eternal punishment for our sins. How terrible! But God has good news for us. In His great mercy, God sent His Son, Jesus to earth as a man to save sinners. He lived the perfect life that pleases God. (He's the only one who's ever done that!) He offered it up to God His Father as the perfect sacrifice for sins when He suffered and died on the cross. Then, on the third day, Jesus rose from the dead in victory. He had fully paid for the sins of God's people, so they wouldn't have to! Now all who turn away from their sins and trust in Jesus as their Savior will receive forgiveness of sins and eternal life with God. They will be His very own special people who will know Him and enjoy Him forever. We can be God's people, too, if we turn from our sins and trust in Jesus as our own Savior.

Game: Forceball

Materials

Bible verse written up in large print so that all can see
One kick ball or other rubber ball
Masking tape
Yard stick

Preparing the Game

1. Use the tape to mark 2 lines about 3 yards apart.

Learning the Verse

Some or all of your children may be non- or early readers. Teach the verse in sections, having them say it after you. Repeat a few times. Add clapping or other movement as they say it.

Directions

1. If desired, lead the children in a discussion of a **FEW** of the most important questions before beginning game.
2. Explain the game to them as follows:

Divide the children into two teams and have each team line up behind one of the lines. Players should stand side to side, with legs apart and feet touching. The two teams are facing each other. Have all the children say the verse together. Then, one team rolls (with their hands) the ball to the other team, trying to get it through the other team's legs without being blocked. The defending team cannot move their feet to block the ball. They can only block it with their hands. If the ball gets through their legs, the other team can get 2 points if they can say the verse correctly. If they do not say it correctly, then the defending team can try for 1 point. The defending team then bats the ball and tries to get it through the other team's legs. Give all to other team. Have everyone say verse together, then begin play again. Repeat. The team with the most points wins.

Game continues as time and attention span allow.

Non-competitive option

This game is difficult to make completely non-competitive. You can, however, not keep track of points.

Optional TAKING IT TO OTHERS Activity: Quiz Questions

Have the children choose a few of the questions from the game to ask the parents/other children during TAKING IT TO OTHERS time. Help pre-readers by whispering the question in their ear and letting them ask it aloud to the parents/other children. Make sure you read the Bible verse aloud before you ask your questions.

Directions:

1. Write words to song in large print before class.
2. Play the song for the children, helping them follow along on the song sheet.
3. Discuss the song, using a few questions from the discussion sheet. *Don't use them all!*
4. Introduce sign language for key words of your choice from sign language sheet for your song. Use as few or as many as you think the children can learn.
5. Sing and sign the song. Sign language as well as large format lyrics and sheet music are found in the PFI Unit Songbook or online.
6. If desired, play the Song Game.

Optional TAKING IT TO OTHERS Activity: Presenting and Singing the Song

1. Sing and sign the song, encouraging the watching children/parents to join in.
2. Ask the class some of the questions listed below. The Bible Truth Connection Question is particularly good to help them understand how the song ties in with the Bible Truth.

I Will Proclaim

I will proclaim the name of the LORD,
 Oh, praise the greatness of our God!
 I will proclaim the name of the LORD,
 Oh, praise the greatness of our God!
 He is the Rock! (He's the rock!)
 His works are perfect! (His works are perfect!)
 His ways are just! (His ways are just!)
 A faithful God who does no wrong.
 A faithful God who does no wrong.
 Upright and just is He.
 Upright and just is He.

Listen to it on PFI NIV Songs 4, Track 26

Song Game: Mimic Me!

Materials

Sign Language
 Song

Preparing the Game

None.

Playing the Game

1. Practice the song and signs until the children know them well. Choose a person to be the leader and let them decide upon an action for everyone to do as they sing the song, such as jump on one foot, etc.
2. Sing the song while doing the chosen action.
3. Select another child to be the leader.
4. If desired, you can choose a different action for different important words in the song, such as jump on one foot when you sing the word "grace", but clap your hands when you sing the word "Jesus". Ask the children the meaning of each of the words before adding in their action.

Game continues as number of questions, time, and attention span allow.

STORY REVIEW

Directions: Read and discuss Bible Truth, using a FEW of the questions. Play game. Feel free to modify the game to fit your children.

General Story Questions

1. What did Soo Thah's family do to him when he was born? Why? *They tied scarlet strings around him and gave him a necklace with bear claws and tiger's hair and teeth on it. They thought it would protect him from the nats.*
2. What are nats? *They are the evil spirits the Karen believed lived all around them.*
3. What did the Karen do to try to please the nats? *Gave them offerings of fruit and eggs, etc., made them little houses, and stayed away from places they thought the nats didn't want them to go.*
4. Who did the Karen believe was more powerful than the nats? *Y'wa.*
5. What was Y'wa like? *He was the Supreme God, eternal and good.*
6. What did the Karen believe Y'wa would do for them one day?
Send a white Deliverer on the white wings of a ship from the West. He would bring Y'wa's Book and he would rescue them.
7. What did Soo Thah learn to do as he grew up?
How to hunt and protect himself in the jungles. How to watch over the rice fields and protect them from wild animals and birds.
8. What did Shway Dee hear in the city that made him so excited?
White foreigners from the West had come with Yahweh's Book and were coming to their village.
9. How did the village prepare for the white people?
They broadened their paths, made a big meeting hut, posted look-outs in the trees, and put on their best clothes.
10. What surprised the Karen about the white people? *How pale their skin looked, the man's blue eyes and red beard.*
11. Who did the white man say was the Deliverer? *Not himself, but Jesus Christ.*
12. Why did the white man want the Karen to learn to read? *So they could read Yahweh's Book themselves.*
13. How did Soo Thah first react to the message? *He didn't believe, but he did want to learn to read.*
14. What did the Lord use to bring Soo Thah to repentance and belief in Him?
A tiger who attacked someone who slept right next to him.
15. What did Soo Thah want to do with his life? How did he prepare for that?
He wanted to be a pastor/missionary. He studied as hard as he could in school.
16. What did Soo Thah and the other missionaries and pastors talk about at the big meeting?
Who still needed to hear the good news of Jesus in the mountains.
17. Why did no one want to go to the Brec's and why did Soo Thah say he would go? *Too fierce. Already killed one man who had been sent. Soo Thah knew they needed to hear and believed that God would take care of him.*
18. What did Soo Thah do to help the Brec's hear about Jesus? *He sang hymns to them.*
19. What did the Brec's want Soo Thah to do after they believed in Jesus? *Tear down the nat houses and offering places.*

Bible Truth Connection Questions

1. What does this story have to do with our **Bible Truth: The LORD's Names Tell Us about Him?**
The LORD (somehow) had given them His name, Y'wa (Yahweh) and some of the truths about Himself, hundreds of years in advance. They eagerly awaited the day when they would receive His promised Book so that they could know more about Him and all that His name meant.

Bible Verse Connection Question

1. What does the story have to do with our **Bible Verse: Deuteronomy 32:3-4:** "I will proclaim the name of the LORD. Oh, praise the greatness of our God! He is the Rock, his works are perfect, and all his ways are just. A faithful God who does no wrong, upright and just is he."
The Karen people rejoiced to learn the real name of Y'wa and to be able to have His Book. They trusted in Jesus as their long-awaited Deliverer who was the Rock they could trust to even protect them from the nats.

Life Application Questions

1. Are there still people today who have never heard about Jesus? *Yes!*
2. Who will go today to tell them how they can be saved? *God's people...even people in our church...maybe even your family!*
3. How does someone become one of God's people? *By turning away from their sins and trusting in Jesus as their own Savior.*
4. How can we even today to help new people hear the good news of Jesus? *We can pray for them, we can give money to the church to help send them out, and we can tell people the good news of salvation, ourselves.*

ACTS Questions

1. What is something we can praise God for being that we learned in our story?

We can praise God for being greatest of all gods—even greater than the nats.

2. What is something we can confess as sin that we learned in our story?

Confess that many times like Soo Thah, we are slow to believe the good news of Jesus. We need a Savior!

3. What is something we can thank God for that we learned in our story?

We can thank God for sending people to us to tell us the good news of Jesus that we might turn from our sins and trust Jesus as our own Savior...and be saved to know and enjoy God forever!

4. What is something we can ask God for that we learned in our story?

We can ask God to work in our hearts that we would come to believe in Him, just like He worked in Soo Thah's heart. We can ask Him to help us to know that He truly is the one, true God. We need not fear no one or nothing when we are His people.

The Gospel

1. The Karen were waiting for Y'wa to send messengers to them. What was the wonderful message the messengers brought? What is the gospel?

God is the good Creator and King of the world. He made people to worship Him and live by His good laws. But we are all sinners who've rebelled against Him. We all deserve death--God's just, eternal punishment for our sins. How terrible! But God has good news for us. In His great mercy, God sent His Son, Jesus to earth as a man to save sinners. He lived the perfect life that pleases God. (He's the only one who's ever done that!) He offered it up to God His Father as the perfect sacrifice for sins when He suffered and died on the cross. Then, on the third day, Jesus rose from the dead in victory. He had fully paid for the sins of God's people, so they wouldn't have to! Now all who turn away from their sins and trust in Jesus as their Savior will receive forgiveness of sins and eternal life with God. They will be His very own special people who will know Him and enjoy Him forever. We can be God's people, too, if we turn from our sins and trust in Jesus as our own Savior.

Game: Ring Toss

Materials

Pre-made Ring toss board and rings

OR

Large piece of cardboard, popsicle sticks, and a child's plastic bracelet

Paper and marker

Masking Tape

20+ Story Review Questions and other story review questions

Preparing the Game

1. Choose 20+ questions for your game from the Story Review Discussion Questions, or make up your own.
2. Set up the ring toss board; or, cut a triangle shape from the cardboard and stick popsicle sticks into the board and assign point values for different sticks

Playing the Game

Divide the children into two teams and have them line up at the throw line. Ask a child to come up to the throw line and toss the ring onto the board. Each child gets three tries, adding up the total points from all three tries. The leader then reads a Story Review question. If the child answers it correctly by himself, it is worth the number of points he scored from the ring toss. If he has another team member help him, it's worth half the point value. If he cannot answer it correctly, it goes to the other team with half points for a correct answer. Play resumes as the first player from the other team takes a turn tossing.

Play continues until each child has a turn, as Story Review questions last; or as time and attention span allow.

Tip: You might find that this game works best with the board laying flat on the floor rather than standing up and tilted.

Non-competitive Option

Don't split into teams. Set a target point value for the children to reach together. Tell the children that they are going to work together and see how many turns it takes to reach the target point value. Have the children take turns toss the ring for points. Read a question for everyone to work together to answer. If the group gets it right, then they get to keep the points. Keep track of how many turns it takes to reach the target point value. Replace all of the sticky pads and play again, seeing if the group can make the target in less turns.

Optional TAKING IT TO OTHERS Activity: Quiz Questions

Have the children choose a few of the questions from the game to ask the parents/other children during TAKING IT TO OTHERS time. Help pre-readers by whispering the question in their ear and letting them ask it aloud to the parents/other children.

CASE REPLAY ACTIVITIES

Use this guide to review the Case Story and act it out for others to enjoy!

CASE REPLAY, JR: YOUNGEST CHILDREN

Description: The children will act out the story together, everyone doing the same action/sound effect at the same time. This activity is most suitable for kindergarteners.

Materials

The Case RePlay, Jr. script for younger children

Preparation

1. Read through the script and write in the blanks along the side possible actions/sound effects the children could do to act it out.

Instructions

1. Tell the children that they will be re-enacting the story together as you tell it.
2. As you read the script, lead the children in actions/sound effects to do with you.
3. If desired, you can read the script and stop at certain sentences and ask them what a good action/sound effect would be to act out what you just read.
4. Repeat the re-enactment one or two times more.

CASE REPLAY, SR: OLDER CHILDREN

Description: The children act out the story as a three-scene play. You will narrate it using the Case RePlay, Sr. script and they will act it out (no spoken words, for the most part), with each child assuming a different character's role. This activity is most suitable for first grade and up. You will review the story, then practice it a few times before performing it for others.

Materials

The Case RePlay, Sr. script
White board or other large format paper
Costumes and props

Preparation

1. Prepare for the play by choosing costumes and props for each character in the story. Decorate the area with any scenery props.
2. Write the words "Beginning," "Middle," "End" on a large piece of paper/whiteboard with plenty of space under each heading. You will use this paper to help the children think about the story as a three-scene play, as it is presented in the script.

Instructions

1. Tell the children that they will get to act out the story as a three-scene play, with a beginning, Middle and end section. Tell them that before they can act it out, they need to think it out. as you narrate it with your script.
2. Take the children's answers as they recount the story, helping them put key incidents in the right order.
3. If desired, when they have filled in their Beginning, Middle, End, read through your whole (real) script, so they hear exactly what you will have them act out.
4. Then tell the children that it's time to practice acting out the story.
5. Assign parts to each child. If you are using costumes, do NOT give them out at this point. They will be a distraction.
6. Have all the children sit on the floor or in chairs on one side of the "stage," then call the characters up in place as their part in the story comes.
7. As you read the script, guide the children in where you want them to move or do to act it out.
8. After going through the whole script once, give out any costumes and props and act out the script once or twice more.

Optional TAKING IT TO OTHERS Activity: Re-enacting the Story

Read the script as the children act out together (younger) or assuming different roles (older) as the other children or the parents watch.

CASE REPLAY, JR--YOUNGER KIDS (KINDERGARTEN) P.2

Welcome to our play! The name of our story is called: The Case of the Nat-Crusher.

Our story takes place among the Karen people in Burma, in the 1830's.

And now we present: "The Case of the Nat-Crusher."

Scene 1:

When Soo Thah is born, his family quickly ties scarlet strings around him and gives him a necklace of bear claws, tiger's teeth and hair to protect him from the nats, that all the Karen live in fear of. They wait for Y'wa's Deliverer to come from the West on the white "wings" of a ship, bringing Ywa's Book and a King who will rescue them and bless them.' Soo Thah grows up and learns how to hunt for food with the men and protect himself from all the wild animals. He sits up in a tall watchtower over the rice fields to make sure birds and other wild animals don't get in them. He think about Y'wa and the Deliverer. Soo Thah's uncle, Shway Dee, goes to the city to trade seed for salt and hears about white foreigners who have come by boat from the West, bringing the Book of Yahweh. They are coming up to their village. The Deliverer has come!

Actions:

Scene 2:

The villagers prepare for the Deliverer by widening paths, building a large meeting hut, posting the boys as look-outs in the trees, and putting on their best clothes. As the white people come to the village, the Karen are shocked at how they look. A Karen man called the Teacher of Hope translates into Karen the words of the white man. He tells them he is not the Deliverer, but only His messenger. The Deliverer is Jesus Christ, Yahweh's Son, who came to die for sinners. He invites them to believe in Jesus and to learn how to read so they can read Yahweh's Book, themselves. Many Karen believe right away, but Soo Thah does not. But when a tiger attacks someone sleeping next to him, Soo Thah finally sees the reality of death and his need for a Savior. Soo Thah confesses his sins and trusts in Jesus.

Scene 3

Soo Thah wants to be a pastor and missionary to tell others about Jesus. He studies very hard so he can learn as much as possible. Soo Thah meets with over a thousand other pastors and missionaries to praise God and to talk about who still needs to hear about Jesus in the mountains. Some-one mentions the fierce Brec people, but everyone else says they are too dangerous to go to. Soo Thah tells them he will go, trusting Yahweh to take care of him. He goes to the fiercest Brec village. The women and children scream and hide in fear. The men surround him, holding knives and spears. Soo Thah begins to sing to them songs about Yahweh from his hymnal. They want to hear more and more. They as him to stay. Many BreCs, even Ho-Wee, become Christians. They ask Soo Thah to tear down and burn up the nat houses and offerings. When Soo Thah leaves them, there is a church of 40 BreCs.

Bible Truth Tie-In:

The Bible Truth we are learning is: **The LORD's Names Tell Us about Him.** The Karen people rejoiced learning the true name of Y'wa and seeing that indeed He was the Name above all names—greater than even the nats.

CASE REPLAY, SR--OLDER KIDS (1ST GRADE AND UP) P.3

Welcome to our play! The name of our story is called: The Case of the Nat-Crusher.

Our story takes place among the Karen people in Burma, in the 1830's.

The characters in our story are: Soo Thah, his parents, the Karen people, the missionary couple, the Teacher of Hope, pastors and missionaries, the Brecs, including the chief, Ho-Wee.

And now we present: "The Case of the Nat-Crusher."

Scene 1: (Beginning)

When Soo Thah is born, his family quickly ties scarlet strings around him and gives him a necklace of bear claws, tiger's teeth and hair to protect him from the nats, that all the Karen live in fear of. They wait for Y'wa's Deliverer to come from the West on the white "wings" of a ship, bringing Ywa's Book and a King who will rescue them and bless them.' Soo Thah grows up and learns how to hunt for food with the men and protect himself from all the wild animals. He sits up in a tall watchtower over the rice fields to make sure birds and other wild animals don't get in them. He think about Y'wa and the Deliverer. Soo Thah's uncle, Shway Dee, goes to the city to trade seed for salt and hears about white foreigners who have come by boat from the West, bringing the Book of Yahweh. They are coming up to their village. The Deliverer has come!

Scene 2: (Middle)

The villagers prepare for the Deliverer by widening paths, building a large meeting hut, posting the boys as look-outs in the trees, and putting on their best clothes. As the white people come to the village, the Karen are shocked at how they look. A Karen man called the Teacher of Hope translates into Karen the words of the white man. He tells them he is not the Deliverer, but only His messenger. The Deliverer is Jesus Christ, Yahweh's Son, who came to die for sinners. He invites them to believe in Jesus and to learn how to read so they can read Yahweh's Book, themselves. Many Karen believe right away, but Soo Thah does not. But when a tiger attacks someone sleeping next to him, Soo Thah finally sees the reality of death and his need for a Savior. Soo Thah confesses his sins and trusts in Jesus.

Scene 3: (End)

Soo Thah wants to be a pastor and missionary to tell others about Jesus. He studies very hard so he can learn as much as possible. Soo Thah meets with over a thousand other pastors and missionaries to praise God and to talk about who still needs to hear about Jesus in the mountains. Some- one mentions the fierce Brec people, but everyone else says they are too dangerous to go to. Soo Thah tells them he will go, trusting Yahweh to take care of him. He goes to the fiercest Brec village. The women and children scream and hide in fear. The men surround him, holding knives and spears. Soo Thah begins to sing to them songs about Yahweh from his hymnal. They want to hear more and more. They as him to stay. Many Brecs, even Ho-Wee, become Christians. They ask Soo Thah to tear down and burn up the nat houses and offerings. When Soo Thah leaves them, there is a church of 40 Brecs.

Bible Truth Tie-In:

The Bible Truth we are learning is: **The LORD's Names Tell Us about Him.** The Karen people rejoiced learning the true name of Y'wa and seeing that indeed He was the Name above all names—greater than even the nats.

A Hungry Tiger

Description

Children will make a tiger skin for them to wear out of a grocery bag decorated with paint.

Materials

Grocery Bag with no printing on at least one large panel, per child

Tempera Paint in Tiger colors: orange and black

Scissors

Stapler

Preparing the Craft

1. Cut off one of the large panels off of each bag. (The one with printing on it, if there is one). Set aside.
2. Cut a hole for the head and two for the arms as shown in Figure #1.
3. Out of the excess large panel cut from the bag, cut the tiger's tail as shown in Figure #2.
4. Mix the tempera paint fairly thickly.

Making the Craft

1. Show the sample of the craft you have made.
2. Have children paint black and orange stripes on tiger's skin. Also paint the tail, using the side without print (previously the inside side of the bag) as the side that faces up.
3. Staple tail onto back of tiger skin.
4. When the paint dries, the children can wear the tiger skin on their backs and crawl around.

Optional TAKING IT TO OTHERS Activity: Craft Presentation

If you are presenting the craft to other children or parents the children can hold up their crafts (or your model craft) and read their Bible Truth Connection answers to explain the importance of the craft.

Figure #1

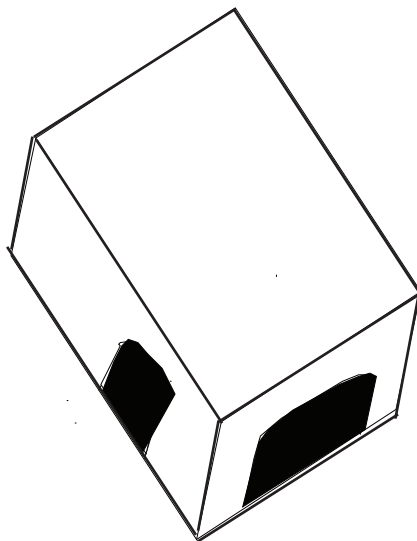
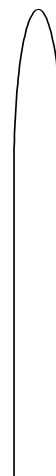


Figure #2



CASE CRAFT**Discussion Guide****Instructions:**

As the children are settled into making their craft, ask them these questions to help them understand the craft's significance. Use the answers provided to guide the children's answers.

Discussion Questions

1. Where did the story take place? *In the mountains of Burma.*

2. What did Soo Thah first think when he heard the gospel? He didn't turn from his sins and trust in Jesus like many did.

3. What happened that brought Soo Thah to turn to the Lord? Why?

A hunger tiger attacked someone sleeping next to him and it made him think about his own death. He realized that he needed Jesus to save him.

4. What is Bible Truth that we are learning?

The LORD's Names Tell Us about Him.

5. What does our craft have to do with our Bible Truth: The LORD's Names Tell Us about Him?

After becoming a Christian, Soo Thah fearlessly even went to other tribes that no one else dare go to with the good news of Jesus because he knew that Yahweh really was the Name about the Nats. He wanted those other tribes to be saved from their fears and their sins, too.

6. What can our craft help us remember?

Many people still do not know the LORD's name and how they can be saved. God calls His people to go to them and tell them the good news of Jesus.

TAKING IT TO OTHERS**Craft Presentation****Instructions:**

Have children hold up your model craft/their crafts. Choose five children (or you say) the five sections below to explain the craft's importance.

Presentation:

1. Our craft is: A Hungry Tiger.

2. In the mountains of Burma, Soo Thah became a Christian after a hungry tiger attacked someone sleeping next to him, because it made him think about his death and knew that he needed Jesus to save him.

3. Our Bible Truth is: The LORD's Names Tell Us about Him.

4. After becoming a Christian, Soo Thah fearlessly even went to other tribes that no one else dare go to with the good news of Jesus because he knew that Yahweh really was the Name about the Nats. He wanted those other tribes to be saved from their fears and their sins, too.

5. Our craft can help us remember that many people still do not know the LORD's name and how they can be saved. God calls His people to go to them and tell them the good news of Jesus.

Note: Even non-readers can participate in presenting the craft, if you will whisper what they are to say in their ear and let them say it aloud for the others to hear.

BEFORE CLASS:**1. PICK YOUR PERSON**

VIPPs can be anyone in your church! Typically, they fall into 6 categories: Church staff, Elders, Deacons/deaconesses, Special Volunteers (people who aren't paid, but spend a lot of time helping out in particular ways), Supported Workers (aka missionaries), and Church Members.

2. GATHER YOUR FACTS

Use the VIPP Information Sheet to write down the facts about your VIPP. The information on this worksheet is used in the VIPP activities, listed in the "Choose an Activity" section below.

DURING THE ACTIVITY:**1. INTRODUCE YOUR VIPP**

Introduce your VIPP to the children, using the VIPP Information Sheet. Fill in a set of VIPP Clue Cards with the information for your VIPP. If desired, you can even have the actual person come into class for the children to meet.

Need help describing what someone does for the church in a kid-friendly way? Check out the list of common VIPPs on the Praise Factory website in the PFI resources. There are lots of kid-friendly descriptions for common VIPP's, such as pastors, elders, deacons and a lot more.

2. PRAY!

Lead the children in praying for the VIPP. Ask the children if they would like to pray for one of the VIPPs prayer requests. Even non-readers can pray for the VIPP if you whisper the prayer request in their ear, then let them say it aloud. Never force a child to pray!

3. CHOOSE AN ACTIVITY

There are two activities you can use to help the children learn about the VIPP:

VIPP Clue Cards: These are nine coloring sheets in which children fill in the nine things they learn about the VIPP from the VIPP Information Sheet. Photocopy a set of each child. Use as few or as many of these Clue Cards as you desire.

VIPP Game: This is a game that uses a set of Clue Cards for one or two VIPPs.

Choose a VIPP and fill in his/her information on the VIPP Information Sheet. Fill in a set of VIPP Clue Cards with the information for your VIPP. Tell the children about the VIPP, having them fill in the VIPP Clue Cards with the key facts as they learn them. Write any words the children need to write on a white-board or other piece of paper so they can see how to spell them. Help younger children write these words on their clue cards. Ideas for how to tell the children about many common VIPPs are listed at praisefactory.org with the resources for this Bible Truth.

Optional TAKING IT TO OTHERS Activity: Introduce and Pray for the VIPP

If you are presenting the VIPP to other children or parents you can assign children to hold up the 10 clue cards and say what each card tells about the VIPP. (Or, you can have the children hold them up as you tell what each one means.) Then lead the children in praying for the VIPP.

Game: Picture Run

Materials

Information for two VIPPs

2 Sets of Clue Cards

Tape

Different color construction paper for each picture.

Preparing the Game

1. Fill in one set of clue sheets for each VIPP you are using.
2. Put all the Clue Cards in a bag, except for the ones with the names and pictures of the VIPPs.
3. Use tape to put up the pictures of each VIPP on a piece of construction paper. Tape each up in a different location/wall around the room.

Playing the Game

Reveal: Tell the children about the VIPPs, showing them your filled-in clue cards as you tell about them.

Review: Put the Clue Cards for the VIPPS put in a bag. Mix up. Have children stand together in Middle of the room. Tell them that you will pull out a clue card, show it to them, and they are to run to the picture of the person who it belongs to. Give them the answer after everyone has run to their guessed person. Continue until all clues have been used up. (If you have a slick floor, you may want to avoid running. Make it fun by giving them a different way to go to each picture, such as skip or hop.)

VIPP INFORMATION SHEET

VIPP NAME:

WHAT VIPP LOOKS LIKE

Man or Woman? _____

Hair color? _____

Eye color? _____

FAVORITE ANIMAL

FAVORITE FOOD

FAVORITE FREE TIME ACTIVITY

WHAT VIPP DOES DURING WEEK

VIPP GROUP OF SERVICE:

Church Member

Deacon

Elder

Church Staff

Special Volunteer

Supported Worker
(Missionary)

3 WAYS VIPP SERVES CHURCH

**3 WAYS TO PRAY FOR
THE VIPP**

BIBLE TRUTH 9, LESSON 3: PLANNER/OVERVIEW

GETTING STARTED: Welcome and Opening Songs (*introduce unit and get kids moving with these songs*)

Welcome to Praise Factory: PFI: Praise Factory Investigators Theme Song *PFI NIV Songs 4 CD, Track 1*

Rules to Help Us Worship God and Love Others: WoGoLOA Classroom Rules Song
PFI NIV Songs 4 CD, Track 2

Big Question Under Investigation: Big Question 4 Songs *PFI NIV Songs 4 CD, Tracks 3,4*
(*Extra Song: Inspector Graff's Rap: The ABC's of God PFI NIV Songs 4, Track 5*)

Big Question Bible Verse: 1 Kings 8:23 Song *PFI NIV Songs 4 CD, Track 6*

DIGGING DEEP DOWN: Key Concept and Story (*introduce the Bible Truth and tell the related story*)

Bible Truth 9: The LORD's Names Tell Us about Him

Bible Truth Hymn: Oh, How I Love Jesus, v.1 *PFI NIV Songs 4, Track 25*

Bible Verse: Deuteronomy 32:3-4

Bible Verse Song: I Will Proclaim *PFI NIV Songs 4, Track 26*

Lesson 3 New Testament: The Case of the Heavenly Light
Matthew 1,12; Mark 3; Luke 1-2,8; John 7,8;12-59; Acts 1:14; 1 Corinthians 15:7

TAKING ACTION: Response Activities (*choose from among these activities*)

Snack and Discussion Planner: Temple Torches

ACTS Prayer: Prayer Sheet

Bible Truth Review: Discussion Questions and Game: Circle and Cross

Bible Truth Hymn: Oh, How I Love Jesus, v.1 *PFI NIV Songs 4, Track 25*
Song, Sign Language and Song Game: Word Take Away **PFI NIV Songs 4 BOOK or ONLINE**

Bible Verse Review: Deuteronomy 32:3-4 Discussion Sheet and Game: Frisbee Toss

Bible Verse Song: I Will Proclaim Deuteronomy 32:3-4 *PFI NIV Songs 4, Track 26*
Song, Sign Language and Song Game: Big Voice, Little Voice **PFI NIV Songs 4 BOOK or ONLINE**

Story Review: Discussion Questions and Game: Balloon Volleyball

Case Replay, Jr: Drama Activity for Youngest Children (children do same story actions together)

Case Replay, Sr: Drama Activity for Most Children (children re-tell story with individual parts)

Craft: Candelabras

VIPP (Very Important Prayer Person) Prayer Time: Coloring Sheets (back of book) & Game: Crabbin' Around

TAKING IT HOME: Take Home Sheet for Review and Family Devotions

PFI Pronto: Bible Truth 9, Lesson 3 **PFI NIV Prontos 4 BOOK or ONLINE**

The Case of the Heavenly Light on Earth

Matthew 1,12; Mark 3; Luke 1-2,8; John 7,8;12-59; Acts 1:14; 1 Corinthians 15:7

by Connie Dever

Our story is:**The Case of the Heavenly Light on Earth.****As you listen to the story, see if you can figure out:**

1. Who was the Light? What made the light heavenly?
2. What did the Heavenly Light come to do on earth?

This story takes place in New Testament times, when Jesus lived on earth.

"He's here!" the shepherds exclaimed. "Here's the baby in the manger, like the angel said! Sure enough, there was Mary, Joseph and baby Jesus in the little animal shelter.

"How did these shepherds find us here?" Mary and Joseph must have wondered.

"We were outside of town, watching our sheep when suddenly an angel of the Lord appeared! The sky and everything around us was filled with the beautiful, blazingly bright glory of the Lord and we were terrified!" the shepherds said. "But then the angel said: 'Don't be afraid. I bring you good news of great joy that will be for all the peoples of the earth. Today in Bethlehem a Savior has been born. He is the Messiah, the Christ, the Lord. You will find Him wrapped in swaddling cloths and lying in a manger.'"

"Suddenly hundreds of heavenly angels appeared. They praised God saying, 'Glory to God in the highest, and on earth peace to men on whom his favor rests.' We watched them until they went back into heaven. As soon as they left, we hurried here to Bethlehem and started looking for you...and for Him. And here we are," they told Mary and Joseph.

This baby, the Messiah, the Lord? Both Mary and Joseph had known it for months. An angel had appeared to each of them. "Your child will be God's Son," he had told Mary. And to Joseph he had said, "You are to give Him the name Jesus, which means 'Yahweh saves,' for He will save His people from their sins." And now it seemed this amazing news was being announced to the world: Here was the Messiah, God's Son, that Israel had been waiting for! He was "Immanuel, God, Himself, living among us," promised long ago.

The shepherds left the shelter rejoicing. They spread the good news about Jesus, and all who heard it were amazed. Mary, herself, had much to think about. The Bible tells us that she treasured up all these things and thought about them in her heart. This son of hers, this Son of God, what would His life be like? How would He save His people? She had many questions, and so few answers. Only time would reveal the LORD's plan.

Thirty years passed from that night in Bethlehem. Mary and Joseph took Jesus and settled in Galilee. Mary and Joseph had children together, little half-brothers and sisters for Jesus. There was James, Jude (Judas), Simon and Joseph, and others whose names we don't even know. They played and grew up.

But, while the half-brothers and sisters grew up to live very regular lives, big half-brother Jesus grew up and began doing things that were not regular at all! He started preaching about the coming of the Kingdom of God, like He was some great teacher. He did amazing miracles. He healed sick people and even a raging storm with just His word. He fed over five thousand people with just a few fish and bread. He raised dead people back to life! He even forgave people's sins, like He was God, Himself!

No, Jesus was not being a regular man at all! In everything He said and did, Jesus was showing people He was exactly who His name said He was: He was Jesus: 'Yahweh saves.' He had come to save His people from their sins. He was Immanuel, God, Himself, living among them. He was God's Son. Jesus had come to bring the

Story-telling Tips**Ahead of time:**

1. Read the Bible verses and story. Pray!
2. Create story cue cards on index cards (or highlight text).
3. Practice telling story dramatically, timing your presentation. Shorten, if necessary to fit your allotted time.
4. Decorate area with story props that help bring your story alive.

During your presentation:

1. Maintain as much eye contact as possible as you tell the story. Point to/use props at important points in the story. Include the kids in your story with a few questions about what they think will happen or words/concepts that might be new to them.
2. Watch the kids for signs that their attention span has been reached. Shorten, if necessary.

light of salvation to sinful men. He had come to put an end to the darkness of sin and death. He was Jesus, the Light of the World.

What did people think of Jesus when He began to do all these amazing things? Some believed He really was the Messiah. But others followed Him thinking He was just a great prophet, like Elijah, from the old days. The jealous Jewish leaders even called Him a devil!

Even Jesus' mother and half-brothers were confused about what Jesus was doing. Sometimes they thought He was crazy. His half-brothers thought he was just trying to make himself into a big leader and made fun of Him. "Jesus, it's time for the Feast of Tabernacles in Jerusalem—one of the biggest feasts of the year. Everyone will be there," they told him. "Surely you're coming with us and the rest of town to celebrate. You could do some of your 'miracles' there and really make a big name for yourself then," they said joking. But Jesus didn't listen to them. He would do everything in God's perfect timing as part of God's perfect plan.

Everyone loved the Feast of Tabernacles and for good reason. There were so many wonderful parts to it, each having its own nickname. They called it 'the Season of Great Joy,' for the Israelites all came together in Jerusalem to celebrate the day the Lord brought the Israelites into the Promised Land after forty years of wandering in the desert. Everyone joined joyous parades, carrying lulabs (palm branches), etrogs (a kind of fruit), and myrtle and willow branches, singing songs of praise to the LORD as they walked.

They also called it 'the Feast for All Peoples,' celebrating the day when peoples of every nation would come and worship the LORD together, as the LORD had promised through the prophets. The priests brought into the Temple courts a long parade of seventy bulls, representing all the nations of the world. The priests offered them all up on the altar at the Temple as worship gifts to the LORD.

And they also called it 'the Festival of Light.' Each night, four gigantic candelabras each with seven, giant wicks made from the priests' white robes, were raised up the top of the towering Temple, and lit. It was so bright that it lit up every part of Jerusalem, as a reminder of the brilliant glory of the LORD.

Down in the Temple Courts, the Jewish leaders held torches as they danced. The music of the trumpets, horns, cymbals, flutes and harps of the Temple orchestra played while they sang: "This is the day the LORD has made; let us rejoice and be glad in it. O LORD, save us; O LORD... Blessed is he who comes in the name of the LORD... The LORD is God, and He has made His light shine upon us. With boughs in hand, join in the feast parade, up to the horns of the altar. You are my God, and I will give you thanks; you are my God, and I will exalt you." (Psalm 118: 25-29)

The Feast lasted for seven, wonderful days. At the very height of the celebrations, Jesus came to Jerusalem to make a big announcement. Standing right next to the Temple, beneath the glorious light of those candelabras, and in the middle of all those thousands of people, Jesus proclaimed: "I am the light of the world. Whoever follows me not keep living in the darkness of sin and death, but will have the light of eternal life. I am the good news of great joy for all people. I am just exactly who My name says I am: Jesus, 'Yahweh saves.' I have come to save My people from their sins. I am God's Son. I am Yahweh, Himself, living among you," He said.

The Jewish leaders were furious! Not only had Jesus spoken the name "Yahweh" which they believed was too holy to be spoken aloud, but He was using that name for Himself! What blasphemy! To think a man would call himself by God's name! They picked up stones and tried to kill Him. But Jesus hid Himself, slipping away from the Temple grounds.

Jesus escaped, completely unharmed that day, but not too many months later, it was the leaders who got their way—or so it seemed. They arrested Jesus, accused Him of doing bad things He didn't do, then put Him to death on the cross. "Jesus is dead," the Jewish leaders rejoiced. "Now we will hear no more from this man who says He is Yahweh. We have put out the supposed 'Light of the world,' once and for all."

But of course those Jewish leaders were wrong. God had always meant to use their evil plans to bring great joy for all of God's people. For Jesus hung on the cross that day, He was fulfilling the promise of His name: Jesus: 'Yahweh Saves.' He took upon Himself God's punishment for the sins of all who would ever turn from

their sins and trust in Him as Savior. He, was Immanuel, God, Himself. He had lived among them and now He was dying for them on the cross.

Jesus' sad friends took His body and buried in the grave that day. They thought this was the end of Jesus, but how wrong they were! For on the third day, God raised Jesus up from the dead, proving that He really had beaten sin and death for all of God's people. Now here was good news of great joy for all people, the angels had sung about long ago. But no, this was not really just good news. This was the BEST news of great joy! For Jesus had brought the Light of Salvation to the world, for all who would ever turn from their sins and trust in Him as their Savior!

Cracking the Case:

It's time to answer our Case Questions.

1. Who was the Light? What made the light heavenly?

Jesus. He was the Son of God, come from His home in heaven.

2. What did the Heavenly Light come to do on earth?

He came to be Immanuel, God with Us. He came to tell people about God and to be their Savior so that could go to live with God forever.

Something For You and Me

Our Bible Truth is:

The LORD's Names Tell Us about Him

Our Bible Verse is: Deuteronomy 32:3-4

"I will proclaim the name of the LORD. Oh, praise the greatness of our God! He is the Rock, his works are perfect, and all his ways are just. A faithful God who does no wrong, upright and just is he."

Does it surprise you that people who knew so much about Jesus and saw so many of His miracles should be so slow to believe in Him? It shouldn't. For every one of us is born with hard, unbelieving hearts. Faith in Jesus is a gift that God must give each of us. Even Jesus' own mother and half-brothers—just like you and me—only believed in Jesus by the gift of faith. The wonderful news is that faith is a gift God loves to give and promises to lavish upon all who turn away from disobeying Him and trust Jesus as their Savior.

Let's praise the name of Jesus—that He is 'Yahweh Saves.' Let's ask Him to give us the gift of faith that we might love Him and worship Him.

Close in prayer.

Closing ACTS Prayer

A God, we praise You for being Yahweh, the Light of the World, who takes away the darkness of sin and death for all who turn from their sins and trust in Jesus as their Savior.

C God, we confess that many times we want to hide from the Light of the World. We don't want to confess our sins, but hide them from You and everyone else.

T God, we thank You for revealing us Yourself through Your Son, Jesus--the Light of the World.

S God, work in our hearts! Help us to turn from our sins and trust in Jesus as our Savior. Give us the gift of faith that we might love Him and worship Him.

Special Words

Temple: Worship house of a god.

Feast of Tabernacles: One of the Jewish celebrations held in Jerusalem every year.

Yahweh: The name of God.

ACTS PRAYER ACTIVITY

Use this sheet to write down your ACTS Prayer

Instructions:

Use this sheet to help the children apply the Bible Truth into a prayer. You can use the ACTS provided or even better, have the kids think of their own applications. Also have the children add their personal requests to the prayer, too. Lead the children in the prayer or let them pray sections, with your help. Never force a child to pray! Non-readers can participate by you whispering a section of the prayer into their ear and allowing them to pray it aloud for the group.

ADORATION:

God, we praise You for being Yahweh, the "I Am Who I Am," Eternal, the Source and Sustainer of Life, unlike anyone or anything else.

God, we praise You for being.....

Add your own Adorations:

CONFESSION:

God, we confess that many times we forget what Your names tell us about You. Many times we do not honor You, trust You or live for You as we should. We need a Savior!

God, we have sinned against You....

Add your own Confessions:

THANKSGIVING:

Thank You, God for choosing to tell us so much about Himself through His names. Thank You for always being true to Your names.

God, we thank You for...

Add your own Thanksgivings:

SUPPLICATION:

God, help us to spend time thinking about Your names and knowing You better. Help us to believe that You are faithful to be as good as Your names tell us You are. Help us to turn away from our sins and trust in Jesus as our Savior, just as His name tells us He is. Help us to trust in Your faithful care of us every day.

God, we need Your help...

Add your own Supplication:

SNEAKY SNACK

Can you figure out how this snack ties in with our case?

Snack: Temple Torches

Mini 'flaming torches' made with half a tortilla spread with cream cheese and rolled up into a cone shape. Stick slice(s) of yellow/red/orange peppers or baby carrots sticking out one end as the torch's flame. Or, Sugar cone "torch" filled with rainbow sherbet "fire" (could look for sugar-free variety?) like what the Jewish leaders held while they danced and sang at night in the Temple courts.

This is only a suggestion. Feel free to modify. Be mindful of allergy issues among your children!

Case Tie-in: Jesus entered the Temple courts during the and proclaimed to everyone that He was the Light of the World. He was showing them that He was the Messiah, God's Son, come to save them.

SOUL FOOD

Food for thought during snack time

1. What does the snack have to do with the story?

Choose a few questions from the other activity discussion sheets to talk about during this snack time.

2.

3.

4.

5.

6.

7.

Directions: Read and discuss Bible Truth, using a FEW of the questions. Play game. Feel free to modify the game to fit your children.

The LORD's Names Tell Us about Him

When we are born, our parents name us. Sometimes we are named after someone in our family or someone in the Bible. Besides our real names, many times our family or friends give us a nickname that describes something about us.

The Bible tells us that God has a real name and many nicknames, too. All His names tell us something about Him. God's real name is "Yahweh," which means "I Am Who I Am." It means that God is eternal, with no beginning or end. It means that no one else is like Him. He alone is the source and sustainer of all life. When we read the word "LORD" in the Bible that is like saying "Yahweh."

God has many nicknames, too, such as Savior; God Most High, Almighty God, the Everlasting God, the Rock and the Good Shepherd. God commanded Mary and Joseph to give His Son the name, Jesus, because it means "Yahweh saves." At the end of time when Jesus returns, the Bible tells us that every knee will bow and every tongue confess that Jesus is King of Kings and Lord of Lords.

God's name and nicknames tell us how great He is and how completely worthy of all of our love, trust, obedience and praise.

Understanding the Bible Truth

1. How did our parents choose our names? How do we get a nickname? *We are named after someone or a name they like. Many times we are given a nickname that describes something about us.*
2. What is God's real name? What does it mean? "Yahweh". *It means 'I Am Who I Am.' He is eternal, like no one else, the source and sustainer of life.*
3. Why is "LORD" written in the Bible? *Jews thought the name Yahweh too holy to write or read. They changed some of the letters and wrote LORD instead.*
4. What are some of God's nicknames? *God Most High, Almighty God, Everlasting God, Rock, the Good Shepherd.*
5. What does the name Jesus mean? *Why was that a good name for Jesus? "Yahweh Saves". Jesus really was Yahweh, come to save His people from their sins.*
6. What will everyone call Jesus when He returns? *King of Kings and Lord of Lords.*
7. What do God's name and nicknames show us He is worthy of? *All of our love, trust, obedience and praise.*

Story Connection Questions

1. How does the case story point to the **Bible Truth: The LORD's Names Tell Us about Him**? Why was Jesus the perfect name for God's Son? What did it tell others about Him?
Jesus means "Yahweh Saves." Jesus was Yahweh, Himself, come to save His people as He had promised. His name revealed exactly who He was and what He had come to do.

Bible Verse Connection Question

1. What does our Bible Truth have to do with our Bible Verse: **Deuteronomy 32:3-4**: "I will proclaim the name of the LORD. Oh, praise the greatness of our God! He is the Rock, his works are perfect, and all his ways are just. A faithful God who does no wrong, upright and just is he."?
Each day the LORD displays His wonderful ways and perfect care of His people. He is the LORD—the I Am Who I Am, who is eternal, like no one else, and the source and sustainer of life. He is like a Rock they can always depend on. They have nothing but praise for His name.

Life Application Questions

1. How can thinking about God's names help God's people today? *They can remind them about all the great ways He is. They can give them comfort in times of trouble and help them to keep trusting and obeying Him.*
2. How can we become one of God's people? *By turning from our sins and trusting in Jesus as our own Savior.*

ACTS Questions

1. What is something we can praise God for because of this Bible Truth?

Praise God for being Yahweh, the "I Am Who I Am," Eternal, the Source and Sustainer of Life, unlike anyone or anything else.

2. What are sins we can confess to God because of this Bible Truth?

Confess that many times that we forget what His names tell us about Him by not honoring Him, trusting Him or living for Him as we should.

3. What is something we can thank God for because of this Bible Truth?

Thank God for choosing to tell us so much about Himself through His names; and for always being true to His names.

4. What is something we can ask God for because of this Bible Truth?

Ask God to help us spend time thinking about His Names and growing in trusting and obeying Him because of who He is.

The Gospel

1. One of the names for God that God's people love most of all is the Savior Jesus. That's because we all are sinners who deserve God's forever punishment. Who can be saved by Jesus? What do they have to do? What is the gospel? *God is the good Creator and King of the world. He made people to worship Him and live by His good laws. But we are all sinners who've rebelled against Him. We all deserve death--God's just, eternal punishment for our sins. How terrible! But God has good news for us. In His great mercy, God sent His Son, Jesus to earth as a man to save sinners. He lived the perfect life that pleases God. (He's the only one who's ever done that!) He offered it up to God His Father as the perfect sacrifice for sins when He suffered and died on the cross. Then, on the third day, Jesus rose from the dead in victory. He had fully paid for the sins of God's people, so they wouldn't have to! Now all who turn away from their sins and trust in Jesus as their Savior will receive forgiveness of sins and eternal life with God. They will be His very own special people who will know Him and enjoy Him forever. We can be God's people, too, if we turn from our sins and trust in Jesus as our own Savior.*

Game: Circle and Cross

Materials

Beanbags, 1 per child
Masking Tape
Bible Truth Questions

Preparing the Game

1. Choose 20+ questions for your game from the Bible Truth Discussion Questions, or make up your own.
2. Write the Bible Truth questions on small thin strips of paper (or make a photocopy of the Bible Truth Discussion Questions and Simply cut them into strips) and put them in the bag/bowl.
3. Tape a circle about 2' in diameter on the floor. Tape a large X in the Middle of it.
4. Mark one team's set of beanbags with a small piece of masking tape or other distinguishing mark.

Playing the Game

Divide the children into two teams, giving the members of each team a beanbag of the same color or marking. Have all the children stand outside of the circle, about 6' back. At your signal, have the children toss their beanbags into the circle, trying to make them land on the taped X. Count up the beanbags for each team that landed on it. That's how many points their quiz question is worth. Choose a question for each team from the bag/bowl. If a team gets it wrong, the question goes to the other team for 1 point, if they can get the correct answer. Gather up the beanbags and continue play.

Game continues as number of questions, time, and attention span allow.

Non-competitive Option

Set a target number of points for the whole group. Challenge the children to see how many turns it takes score the target number of points. Once the target has been reached, start the game over and see how many turns it takes to reach the target the second time.

Optional TAKING IT TO OTHERS Activity: Quiz Questions

Have the children choose a few of the questions from the game to ask the parents/other children during TAKING IT TO OTHERS time. Help pre-readers by whispering the question in their ear and letting them ask it aloud to the parents/other children. Make sure you read the Bible verse aloud before you ask your questions.

Directions:

1. Write words to song in large print before class.
2. Play the song for the children, helping them follow along on the song sheet.
3. Discuss the song, using a few questions from the discussion sheet. *Don't use them all!*
4. Introduce sign language for key words of your choice from sign language sheet for your song. Use as few or as many as you think the children can learn.
5. Sing and sign the song. Sign language as well as large format lyrics and sheet music are found in the PFI Unit Songbook or online.
6. If desired, play the Song Game.

Optional TAKING IT TO OTHERS Activity: Presenting and Singing the Song

1. Sing and sign the song, encouraging the watching children/parents to join in.
2. Ask the class some of the questions listed below. The Bible Truth Connection Question is particularly good to help them understand how the song ties in with the Bible Truth.

Oh, How I Love Jesus

Verse 1

There is a name I love to hear,
I love to sing it's worth;
It sounds like music in my ear,
The sweetest name on earth.
Oh, how I love Jesus,
Oh, how I love Jesus,
Oh, how I love Jesus,
Because He first loved me.

Listen to it on PFI NIV Songs 4, Track 25

Understanding the Song

1. What does is the name the singer loves to hear? *The name of Jesus.*
2. What does the singer love to sing about and what does that mean?
The worth of the name of Jesus. Worth means what is good and valuable about it.
3. What does Jesus' name mean and how does that tell us of its worth?
It means 'Yahweh saves.' It is of greatest worth because we all are sinners, deserving eternal punishment for our rebellion against God. We never can never save ourselves from this punishment. Only Yahweh, who sent His Son, Jesus to live a perfect life and offer it up on the cross as the perfect sacrifice for sins could do what was needed to save us. Jesus' name tells us of this greatest act of love that Yahweh did for all who would ever turn and trust in Him. There is nothing worth more than the name of Jesus!
4. What does it mean that Jesus' name sounds like music in the ear?
Not that it sounds like someone singing. It's an expression meaning something is really good news.
5. What does 'sweetest name on earth' mean? *Not sweet-tasting like sugar. Sweetest also mean the best. Jesus' name is the best name on earth.*
6. What makes Jesus' name the best on earth?
He alone could save sinful people from the eternal punishment they deserve.
7. What does the singer love Jesus? Why is that so important to him? *Because Jesus first loved him. The Bible tells us that God loved us while we still were sinners, living in rebellion and hatred of Him. HE sent Jesus to die for His sinful people before they loved Him. When the Holy Spirit worked in their hearts, they each came to believe in Him, love Him, and turn and live their lives for Him. Without Him first loving us, we would never have chosen to love Him! The singer is so grateful for God's loving him first!*

Bible Truth Connection Question

1. How does this song relate to our Bible Truth: **The LORD's Names Tell Us about Him?**
Jesus' name means 'Yahweh Saves.' It tells us about the LORD and how He, Himself, saved His people from their sins.

Story Connection

1. How does this song relate to today's story?

Even though many—even Jesus' own mother and half-brothers—did not understand or appreciate who Jesus was before He died on the cross, they did understand believe in Him when He rose from the dead. They knew that He had died for them on the cross while they did not fully believe in Him or even scorned Him. They knew that He loved them first, before they loved Him as Savior and Lord.

Bible Verse Connection Question

1. What does this hymn have to do with our Bible Verse: **Bible Verse: Deuteronomy 32:3-4:** "I will proclaim the name of the LORD. Oh, praise the greatness of our God! He is the Rock, his works are perfect, and all his ways are just. A faithful God who does no wrong, upright and just is he?"

God's people think that the name of Jesus is the sweetest name on earth because it reminds them that Yahweh Saves. Without Jesus, they would still face God's punishment for their sins. Without Jesus, they would never get to know God. How great are the works that the LORD worked by sending Jesus to save sinners! He does no wrong. He is just and upright. So, He hates sin. Yet, He Himself, did the great work of saving sinners through Jesus.

Life Application Questions

1. How can God's people be affected by the message of this song? *They can praise God for loving them first when they were still sinners in rebellion against Him. They can ask Him to fill their hearts with greater delight in Him and all He's done for them. They can ask Him to help them to live obedient lives that please Him.*

2. How can we become God's people? *By turning from our sins and trusting in Jesus as our own Savior.*

ACTS Questions

1. What is something we can praise God for from this hymn?

Praise God for loving His people before they loved Him. He sent Jesus to save them while they were still sinners.

2. What are sins we can confess to God from this hymn?

Confess that many times we do not act like we love God in our hearts or in our lives, even though He has sent Jesus to be our Savior. He needed to love us first, because we would never choose to love Him first. Oh, how we need a Savior!

3. What is something we can thank God for from this hymn?

We can thank God for sending Jesus to be the Savior for God's people—all those that confess their sins to God, turn from them and ask Jesus to be their Savior.

4. What is something we can ask God for from this hymn?

Ask God to work in our hearts and help us to confess our sins to Him and trust in Jesus as our Savior. Ask Him to give us a great love for Jesus, understanding what He has done for sinners. Help us to live out that love in all we do.

Gospel Question

1. Why do God's people love to hear Jesus' name so much? What is the gospel?

God is the good Creator and King of the world. He made people to worship Him and live by His good laws. But we are all sinners who've rebelled against Him. We all deserve death--God's just, eternal punishment for our sins. How terrible! But God has good news for us. In His great mercy, God sent His Son, Jesus to earth as a man to save sinners. He lived the perfect life that pleases God. (He's the only one who's ever done that!) He offered it up to God His Father as the perfect sacrifice for sins when He suffered and died on the cross. Then, on the third day, Jesus rose from the dead in victory. He had fully paid for the sins of God's people, so they wouldn't have to! Now all who turn away from their sins and trust in Jesus as their Savior will receive forgiveness of sins and eternal life with God. They will be His very own special people who will know Him and enjoy Him forever. We can be God's people, too, if we turn from our sins and trust in Jesus as our own Savior.

Song Game: Word Take Away

Materials

Sign Language Signs and Song

White board and marker

Eraser

Preparing the Game

1. Write the words to the song on a white board.

Playing the Game

1. After children have learned the song and signs well, then tell the children that you are going to leave out words from the song (that you've learned signs for) and just do the sign in its place.

2. Have the children help you choose a word to take out. Erase the word from the board. Review the sign the for erased word.

3. Sing the song, trying to remember to NOT sing the word and do only the sign.

4. Continue to take out words until all of the words (with signs) have been taken out.

Game continues as number of questions, time, and attention span allow.

choose a FEW questions for discussion, then choose the game and/or music activity

Meditation Version: Deuteronomy 32:3-4

"I will proclaim the name of the LORD. Oh, praise the greatness of our God! He is the Rock, his works are perfect, and all his ways are just. A faithful God who does no wrong, upright and just is he."

Alternate Memory Version: Deuteronomy 32:3

"I will proclaim the name of the LORD. Oh, praise the greatness of our God!"

Understanding the Bible Verse

1. What is being proclaimed? *The name of the LORD.*
2. What does it mean to proclaim the name of the LORD? *It means more than just saying His name. It means thinking about what that name means and praising Him for the way He is.*
3. What are some of the things that could be proclaimed about the name of the LORD?
He is eternal, like no one else, the source and sustainer of all life.
4. How is the LORD great? *He is all-knowing, all-powerful, completely holy and good. He loves His people perfectly and always orders everything in their lives for their good and His glory. He always is faithful.*
5. What does it mean for God to be "the Rock"? *A big rock can't be moved from its place. It is unshakable in a big storm or lots of rain. God is the Rock of His people because He is so powerful that nothing can stop Him from doing all of His perfectly good plan. His people can always count on Him to take care of them and do exactly what He says.*
6. What does it mean that His works are perfect? *There will never be a better way to do things than how the LORD has done them. He never messes up or never is unable to do what He wants to do.*
7. What does it mean that God is faithful? *He will always keep all of His promises.*
8. What three things can be said about this faithful God, and what do they mean? *He does no wrong, He is upright, and He is just. 'No wrong' means He never makes mistakes and never does anything evil. 'Upright' means that He is righteous, without sin. 'Just' means He is so wise that He always makes the good, right, fair decisions.*

Bible Truth Connection Question

1. What does this verse have to do with the **Bible Truth: The LORD's Names Tell Us about Him**?
Each day the LORD displays His wonderful ways and perfect care of His people. He is the LORD—the I Am Who I Am, who is eternal, like no one else, and the source and sustainer of life. He is like a Rock they can always depend on. They have nothing but praise for His name.

Story Connection Questions

1. What does this verse have to do with our story?
The shepherds rejoiced to hear and see that the LORD had sent His Messiah to save His people. While Mary was confused, Jesus' brothers scornful, before Jesus rose from the dead, they believed in Him afterwards. They rejoiced at the perfection of the LORD's works in sending His Son to die on the cross and save God's people.

Life Application Questions

1. How does it help God's people today to know that He is faithful and does no wrong? *Even today, God's people face hard things in their lives. They suffer sickness, they have sad things happen to them and those they love; they can be afraid about the future. There are even times when people hurt them just because they believe in Jesus. During these times, God's people think about how faithful God promises to be to them. They know He will take care of them. They think about how just they are. They know that in His perfect timing, He will see that they even get justice for ways that people have mistreated them because they love Him.*
2. How can we become God's people? *By turning from our sins and trusting in Jesus as our own Savior.*

ACTS Questions

1. What is something we can praise God for from this Bible verse?

Praise God for being Perfect, Just and Upright in all His ways.

2. What is something we can confess to God from this Bible verse?

Confess that we are not like the LORD in so many ways. We are not perfect, just or upright. We are sinners who need a Savior.

3. What is something we can thank God for from this Bible Verse?

Thank God for sending Jesus to be the perfectly just and upright offering for the sins of all God's people, that they could be saved from God's punishment. Instead, all who turn from their sins and trust in Jesus can have eternal life with God!

4. What is something we can ask God for from this Bible Verse?

Ask God to work in our hearts and help us to confess our sins to Him and trust in Jesus as our Savior. Ask Him to help us to send the Holy Spirit to live in us and change us so that we would reflect more of His perfect justice and uprightness. Ask Him to be our Rock--the one we depend upon.

Gospel Question

1. God is perfect, just and upright in all His ways, but we are not. We are all sinners who have disobeyed God and doubted His faithfulness. We all deserve His forever punishment for our sins. What hope has God given for people like us? What is the gospel?

God is the good Creator and King of the world. He made people to worship Him and live by His good laws. But we are all sinners who've rebelled against Him. We all deserve death--God's just, eternal punishment for our sins. How terrible! But God has good news for us. In His great mercy, God sent His Son, Jesus to earth as a man to save sinners. He lived the perfect life that pleases God. (He's the only one who's ever done that!) He offered it up to God His Father as the perfect sacrifice for sins when He suffered and died on the cross. Then, on the third day, Jesus rose from the dead in victory. He had fully paid for the sins of God's people, so they wouldn't have to! Now all who turn away from their sins and trust in Jesus as their Savior will receive forgiveness of sins and eternal life with God. They will be His very own special people who will know Him and enjoy Him forever. We can be God's people, too, if we turn from our sins and trust in Jesus as our own Savior.

Game: Frisbee Toss

Materials

Bible verse written up in large print so that all can see
1 or more Frisbees (or bean bag)
Masking tape
marker and paper
small container

Preparing the Game

1. Divide the verse into 5 to 10 sections and place a word/verse section in each section. Write point values on the word/verse section, higher points for a word near the beginning of the verse; lower points for a word closer to the end. Tape these down.

Learning the Verse

Some or all of your children may be non- or early readers. Teach the verse in sections, having them say it after you. Repeat a few times. Add clapping or other movement as they say it.

Directions

1. If desired, lead the children in a discussion of a **FEW** of the most important questions before beginning game.
2. Explain the game to them as follows:

Divide the children into two teams and sit down in line. Explain that everyone will say the verse together. Then a child from one team will come up and toss the Frisbee into a word section. The leader/group will say the verse up to that word. The child can then win total point values by completing the verse on his own, or have point values by asking a team member to help him. If they are unsuccessful, the other team will have a chance to complete it for the half point amount. Have whole group say verse together again, then choose a child from the other team to toss the Frisbee.

Game continues until all children get a turn, or as time and attention span allow.

Non-competitive Option

Don't split the children into teams. Have the children take turns throwing the Frisbee, letting the child or a child with a partner, say the rest of the verse on their own.

Optional TAKING IT TO OTHERS Activity: Quiz Questions

Have the children choose a few of the questions from the game to ask the parents/other children during TAKING IT TO OTHERS time. Help pre-readers by whispering the question in their ear and letting them ask it aloud to the parents/other children. Make sure you read the Bible verse aloud before you ask your questions.

Directions:

1. Write words to song in large print before class.
2. Play the song for the children, helping them follow along on the song sheet.
3. Discuss the song, using a few questions from the discussion sheet. *Don't use them all!*
4. Introduce sign language for key words of your choice from sign language sheet for your song. Use as few or as many as you think the children can learn.
5. Sing and sign the song. Sign language as well as large format lyrics and sheet music are found in the PFI Unit Songbook or online.
6. If desired, play the Song Game.

Optional TAKING IT TO OTHERS Activity: Presenting and Singing the Song

1. Sing and sign the song, encouraging the watching children/parents to join in.
2. Ask the class some of the questions listed below. The Bible Truth Connection Question is particularly good to help them understand how the song ties in with the Bible Truth.

I Will Proclaim

I will proclaim the name of the LORD,
 Oh, praise the greatness of our God!
 I will proclaim the name of the LORD,
 Oh, praise the greatness of our God!
 He is the Rock! (He's the rock!)
 His works are perfect! (His works are perfect!)
 His ways are just! (His ways are just!)
 A faithful God who does no wrong.
 A faithful God who does no wrong.
 Upright and just is He.
 Upright and just is He.

Listen to it on PFI NIV Songs 4, Track 26

Song Game: Big Voice, Little Voice**Materials**

Song
 Sign language signs used in the song printed out onto little cards
 Blindfold

Preparing the Game

None.

Playing the Game

1. Practice the song and signs until the children know them well. Then tell them: "Children, we are going to hide a sign language sign and see if one of you can find it... with a little help from the rest of us!"
2. Choose someone to be "It" and blindfold them. Choose another child to hide one of the sign language cards. When it's hidden, "It" can remove the blindfold and begin to look.
3. The rest of the children will sing the song in a louder voice when "It" gets closer to the hidden sign and quieter when "It" gets further from the sign.
4. When "It" finds the hidden clue, another "It" is chosen and play begins again.

Game continues as number of questions, time, and attention span allow.

STORY REVIEW

Directions: Read and discuss Bible Truth, using a FEW of the questions. Play game. Feel free to modify the game to fit your children.

General Story Questions

1. What did the shepherds tell Mary and Joseph they saw and heard?

They told them all the angels had announced about Jesus, the glory of the LORD and all the angels they saw.

2. Why did Mary and Joseph name the baby Jesus? What meaning did His name have?

Through an angel they were commanded by the LORD to name the baby Jesus. Jesus means "Yahweh Saves."

3. Why did the LORD want Jesus to have that name?

Because He was the Messiah, the one the LORD had promised would save His people from their sins.

4. What did Mary treasure in her heart?

All the things the shepherds told her they saw and heard out in the fields.

5. What was different about Jesus from his half-brothers and sisters?

They grew up to live regular lives and He began preaching and doing amazing miracles.

6. What did Mary think when Jesus started teaching and doing miracles? *She was confused and tried to put the pieces together about what she had been told about Him and what He was doing.*

7. What did Jesus' half-brothers think about Jesus? *They thought He was crazy.*

8. Why did Jesus' half-brothers think Jesus should go to the Feast of Tabernacles?

So that He could "show off" to an even bigger group of people and get more popular, since they did not think He really was who He said He was.

9. Why did Jesus wait to go up to the Feast of Tabernacles? *He waited for His Father's perfect timing.*

10. How was the Feast of Tabernacles the feast of "good news of great joy?"

With parades and singing, they celebrated how the LORD had led their people long ago into the Promised Land.

11. How was the Feast of Tabernacles the feast for "all the nations"?

They sacrificed 70 bulls that stood for all the nations of the world, celebrating the LORD's promise to them that one day people from every nation would come and worship Him.

12. How was the Feast of Tabernacles a festival of lights?

Four huge candelabra were raised to the top of the Temple and shone their light upon all the city of Jerusalem. Down below, Jewish leaders danced and sang to the music of the Temple orchestra while holding flaming torches.

13. Why did Jesus tell the people that He was the Light of the World during this feast?

This was the feast in which they praised the LORD for being their light. They thought about His glory. Jesus wanted people to know that He was Immanuel, God with Them. He was Yahweh, come to save them from the darkness of sin and death. All who believed in Him would know the light of life. He would save people from every nation and they would worship the LORD, just as they celebrated when they sacrificed the bulls.

14. What happened to Mary, Jesus' half-brothers and some of the Jewish leaders after Jesus rose from the dead?

They saw that He really was who He claimed to be. They put their faith in Him.

Bible Truth Connection Questions

1. What does this story have to do with our **Bible Truth: The LORD's Names Tell Us about Him**? Why was Jesus the perfect name for God's Son? What did it tell others about Him?

Jesus means "Yahweh Saves." Jesus was Yahweh, Himself, come to save His people as He had promised. His name revealed exactly who He was and what He had come to do.

Life Application Questions

1. How is Jesus still the Light of the World for our world today? *He is the only Son of God. He alone is Immanuel, God with Us. He shows us what God is like. He is the one we must trust in if we are to be saved from our sins.*

Bible Verse Connection Question

1. What does the story have to do with our **Bible Verse: Deuteronomy 32:3-4**: "I will proclaim the name of the LORD. Oh, praise the greatness of our God! He is the Rock, his works are perfect, and all his ways are just. A faithful God who does no wrong, upright and just is he."?

The shepherds rejoiced to hear and see that the LORD had sent His Messiah to save His people. While Mary was confused, Jesus' brothers scornful, before Jesus rose from the dead, they believed in Him afterwards. They rejoiced at the perfection of the LORD's works in sending His Son to die on the cross and save His people.

ACTS Questions

1. What is something we can praise God for being that we learned in our story?

We can praise God for being Yahweh, the Light of the World, who takes away the darkness of sin and death for all who turn from their sins and trust in Him as their Savior.

2. What is something we can confess as sin that we learned in our story?

Confess many times we want to hide from the Light of the World. We don't want to confess our sins, but hide them from God and everyone else. We need a Savior!

3. What is something we can thank God for that we learned in our story?

We can thank God for being the Light of the World to reveal to us what God is like and how we can be saved.

4. What is something we can ask God for that we learned in our story?

We can ask God to work in our hearts like a great light, showing us our sins and helping us turn from them and trust Jesus as our Savior. Ask Him to show us more of who He is that we might know Him and love Him better.

The Gospel

1. One of the names for God that God's people love most of all is the Savior Jesus. That's because we all are sinners who deserve God's forever punishment. Is there any hope for us? What is the gospel?

God is the good Creator and King of the world. He made people to worship Him and live by His good laws. But we are all sinners who've rebelled against Him. We all deserve death--God's just, eternal punishment for our sins. How terrible! But God has good news for us. In His great mercy, God sent His Son, Jesus to earth as a man to save sinners. He lived the perfect life that pleases God. (He's the only one who's ever done that!) He offered it up to God His Father as the perfect sacrifice for sins when He suffered and died on the cross. Then, on the third day, Jesus rose from the dead in victory. He had fully paid for the sins of God's people, so they wouldn't have to! Now all who turn away from their sins and trust in Jesus as their Savior will receive forgiveness of sins and eternal life with God. They will be His very own special people who will know Him and enjoy Him forever. We can be God's people, too, if we turn from our sins and trust in Jesus as our own Savior.

Game: Balloon Volleyball

Materials

20+balloons
small strips of paper
pen
Masking Tape
20+ Story Review Questions and other story review questions

Preparing the Game

1. Choose 20+ questions for your game from the Story Review Discussion Questions, or make up your own.
2. Write out each Story Review question on a small strip of paper. (Or photocopy the review questions and cut them apart). Roll it up and place it inside of the balloon. Inflate the balloon. Continue this process for each Story Review question. Make a line with masking tape across the Middle of the playing area.

Playing the Game

Divide the children into two teams and have them spread out on each side of the masking tape line. Take one of the balloons and bat it out into the field of play. The children will bat it back and forth without letting it hit the floor. When it hits the floor, play stops and the team on the opposite side scores a point. The balloon is popped, the question is unrolled and read. The team who scored the point gets first try at answering the question. If they get it correctly, they get another point. If not, then the other team can try for a point. Play resumes by the leader batting another balloon out into the court.

Play continues as balloons last, or as time and attention span allow. The team with the most points at the end wins.

Non-competitive Option

Don't keep track of points. Encourage the children to see how many times they bat the balloon back and forth, counting out loud with each hit. When the balloon hits the floor, the leader pops the balloon and reads question for all to answer.

Optional TAKING IT TO OTHERS Activity: Quiz Questions

Have the children choose a few of the questions from the game to ask the parents/other children during TAKING IT TO OTHERS time. Help pre-readers by whispering the question in their ear and letting them ask it aloud to the parents/other children.

CASE REPLAY ACTIVITIES

Use this guide to review the Case Story and act it out for others to enjoy!

CASE REPLAY, JR: YOUNGEST CHILDREN

Description: The children will act out the story together, everyone doing the same action/sound effect at the same time. This activity is most suitable for kindergarteners.

Materials

The Case RePlay, Jr. script for younger children

Preparation

1. Read through the script and write in the blanks along the side possible actions/sound effects the children could do to act it out.

Instructions

1. Tell the children that they will be re-enacting the story together as you tell it.
2. As you read the script, lead the children in actions/sound effects to do with you.
3. If desired, you can read the script and stop at certain sentences and ask them what a good action/sound effect would be to act out what you just read.
4. Repeat the re-enactment one or two times more.

CASE REPLAY, SR: OLDER CHILDREN

Description: The children act out the story as a three-scene play. You will narrate it using the Case RePlay, Sr. script and they will act it out (no spoken words, for the most part), with each child assuming a different character's role. This activity is most suitable for first grade and up. You will review the story, then practice it a few times before performing it for others.

Materials

The Case RePlay, Sr. script
White board or other large format paper
Costumes and props

Preparation

1. Prepare for the play by choosing costumes and props for each character in the story. Decorate the area with any scenery props.
2. Write the words "Beginning," "Middle," "End" on a large piece of paper/whiteboard with plenty of space under each heading. You will use this paper to help the children think about the story as a three-scene play, as it is presented in the script.

Instructions

1. Tell the children that they will get to act out the story as a three-scene play, with a beginning, Middle and end section. Tell them that before they can act it out, they need to think it out. as you narrate it with your script.
2. Take the children's answers as they recount the story, helping them put key incidents in the right order.
3. If desired, when they have filled in their Beginning, Middle, End, read through your whole (real) script, so they hear exactly what you will have them act out.
4. Then tell the children that it's time to practice acting out the story.
5. Assign parts to each child. If you are using costumes, do NOT give them out at this point. They will be a distraction.
6. Have all the children sit on the floor or in chairs on one side of the "stage," then call the characters up in place as their part in the story comes.
7. As you read the script, guide the children in where you want them to move or do to act it out.
8. After going through the whole script once, give out any costumes and props and act out the script once or twice more.

Optional TAKING IT TO OTHERS Activity: Re-enacting the Story

Read the script as the children act out together (younger) or assuming different roles (older) as the other children or the parents watch.

CASE REPLAY, JR--YOUNGER KIDS (KINDERGARTEN) P.2

Welcome to our play! The name of our story is called: The Case of the Heavenly Light.

This story takes place in New Testament times, starting out near Bethlehem, when Jesus was born.

And now we present: "The Case of the Heavenly Light."

Scene 1:

The shepherds find Mary, Joseph and baby Jesus in an animal shelter on the edge of Bethlehem. They tell how the glory of the LORD suddenly lit up the fields and an angel proclaimed to them the birth of the Messiah in Bethlehem, and they would find Him in a manger. The sky filled up with angels rejoicing about Jesus. Mary and Joseph named the baby Jesus— 'Yahweh Saves' because they had been told that He would save His people from their sins. The shepherds leave and spread the news about all they've seen and heard. Mary treasures up all these things in her heart and thinks about them.

Actions:

Scene 2:

Mary and Joseph eventually take Jesus to live in Galilee. They have their own children—half-brothers and sisters for Jesus. Over the next 30 years, the brothers and sisters grow up and live regular lives, but Jesus grows up to preach and do all sorts of miracles. Some people think Jesus is a great prophet or maybe the Messiah. The Jewish leaders are jealous and think He at least a teacher telling lies...and maybe even a devil. Mary is confused. Jesus' half-brothers think He is crazy and try to get Him away from the crowds and go back home. They give Him a hard time. Jesus' half-brothers make fun of Jesus and tell Him to go up to the Feast of Tabernacles to make a big name for Himself with His teachings and miracles. Jesus refuses to go with them, because He will only go when the Father tells Him to go.

Scene 3

A few days later, Jesus goes to the Feast of the Tabernacles. There in the Temple, during the celebration of God's glory with the big, lit-up candelabras and the priests dancing with lit torches, Jesus announces that He was the Light of the World. He is Yahweh, Himself, come to save God's people. The Jewish leaders were horrified that Jesus would say that He was God's Son. They try to stone Him, but He gets away. Months later, Jesus suffers and dies for the sins of God's people on the cross. He is buried and on the third day, He rises from the dead. He really was the Light of the World and really was the Savior. Mary, Jesus' brothers and even many of the Jewish leaders put their faith in Him. Here was Good News of Great Joy for all the peoples! Jesus had come to save them!

Bible Truth Tie-In:

The Bible Truth we are learning is: **The LORD's Names Tell Us about Him.** Jesus' name means "Yahweh Saves." He told the people that He was the Light of Salvation for the World.

CASE REPLAY, SR--OLDER KIDS (1ST GRADE AND UP) P.3

Welcome to our play! The name of our story is called: The Case of the Heavenly Light.

This story takes place in New Testament times, starting out near Bethlehem, when Jesus was born.

The characters in our story are: Mary, Joseph, Jesus, the Shepherds, Angels, People of Israel, Mary and Joseph's sons and daughters, the Jewish leaders.

And now we present: "The Case of the Heavenly Light."

Scene 1: (Beginning)

The shepherds find Mary, Joseph and baby Jesus in an animal shelter on the edge of Bethlehem. They tell how the glory of the LORD suddenly lit up the fields and an angel proclaimed to them the birth of the Messiah in Bethlehem, and they would find Him in a manger. The sky filled up with angels rejoicing about Jesus. Mary and Joseph named the baby Jesus—"Yahweh Saves" because they had been told that He would save His people from their sins. The shepherds leave and spread the news about all they've seen and heard. Mary treasures up all these things in her heart and thinks about them.

Scene 2: (Middle)

Mary and Joseph eventually take Jesus to live in Galilee. They have their own children—half-brothers and sisters for Jesus. Over the next 30 years, the brothers and sisters grow up and live regular lives, but Jesus grows up to preach and do all sorts of miracles. Some people think Jesus is a great prophet or maybe the Messiah. The Jewish leaders are jealous and think He at least a teacher telling lies...and maybe even a devil. Mary is confused. Jesus' half-brothers think He is crazy and try to get Him away from the crowds and go back home. They give Him a hard time. Jesus' half-brothers make fun of Jesus and tell Him to go up to the Feast of Tabernacles to make a big name for Himself with His teachings and miracles. Jesus refuses to go with them, because He will only go when the Father tells Him to go.

Scene 3: (End)

A few days later, Jesus goes to the Feast of the Tabernacles. There in the Temple, during the celebration of God's glory with the big, lit-up candelabras and the priests dancing with lit torches, Jesus announces that He was the Light of the World. He is Yahweh, Himself, come to save God's people. The Jewish leaders were horrified that Jesus would say that He was God's Son. They try to stone Him, but He gets away. Months later, Jesus suffers and dies for the sins of God's people on the cross. He is buried and on the third day, He rises from the dead. He really was the Light of the World and really was the Savior. Mary, Jesus' brothers and even many of the Jewish leaders put their faith in Him. Here was Good News of Great Joy for all the peoples! Jesus had come to save them!

Bible Truth Tie-In:

The Bible Truth we are learning is: **The LORD's Names Tell Us about Him.** Jesus' name means "Yahweh Saves." He told the people that He was the Light of Salvation for the World.

A Candelabra

Description

Children will make a seven wick candelabra out of egg cartons (or mini Dixie cups), crepe paper and fabric.

Materials

7 "cups" from an egg carton per child (each egg carton has 12 of these)

White fabric or tissue paper

Gray and Yellow Tempera paint

Construction paper: red, orange, and yellow

White poster board, card stock or cereal box backs

Scissors

Glue gun and glue sticks

1 Sturdy paper dinner plate (such as Chinnet) per child

String or yarn

Single hole punch

Preparing the Craft

1. With hole punch, punch 6 holes in rim of paper plate, equidistant from each other.
2. Use the tip of the scissors to open up the hole in the center of each cup to about 5/8".
3. Cut a 4" hole out of Middle of plate, leaving a 2" ledge all the way around on the inside of the rim.
4. Cut 6 pieces of yarn, about 12" long per child.
5. Cut out the individual egg cups from the egg cartons, if using them.
6. Glue gun the 7 cups down in a circle on the ledge inside the rim of the plate, hump side up. This will form the candelabra.
7. Cut fabric or tissue paper into 2"x3" rectangles, 7 per child.

Making the Craft

1. Show the children your sample of the craft.
2. Tie each of the strings in a hole in the rim of the plate.
3. Have the children paint their candelabras grey.
4. Have the children cut narrow strips (about 1/4-1/2" by 6") out of the construction paper and poke them down into the egg cup holes.
5. Roll up and twist each piece of tissue paper along the short side making 7 2" wicks.
6. Dip one end of wicks into the yellow paint and then poke the other end into the holes in the egg carton cups.
7. Tie the strings together at the ends into a knot and hold up.

Making a Bible Truth Connection

Once the children have settled into their craft, use the Bible Truth- Craft Connection Sheet to lead discussion about the craft. Note that most of these questions echo the questions on the case board, providing a review of what the children learned earlier.

Optional **TAKING IT TO OTHERS** Activity: Craft Presentation

If you are presenting the craft to other children or parents the children can hold up their crafts (or your model craft) and read their Bible Truth Connection answers to explain the importance of the craft.

CASE CRAFT**Discussion Guide****Instructions:**

As the children are settled into making their craft, ask them these questions to help them understand the craft's significance. Use the answers provided to guide the children's answers.

Discussion Questions

1. Where did the big festivals take place? *At the Temple, in Jerusalem.*
2. Which festival did Jesus go up to in our story and what special things did they create for it? *Why? The Feast of the Tabernacles. They created giant candelabras to shine out from the top of the Temple. It was to stand for the glory of God, the presence of God with His people.*
3. What did Jesus call Himself? What did that mean? *He called Himself the Light of the World. He was the Son of God, the glory of God, come down to save God's people.*
4. What is Bible Truth that we are learning?
The LORD's Names Tell Us about Him.
5. What does our craft have to do with our Bible Truth: The LORD's Names Tell Us about Him?
When Jesus proclaimed Himself to be the Light of the World, the Jews were shocked. They knew that this meant He was saying that He, Himself was Yahweh.
6. What can our craft help us remember?
Jesus is the Light of the World. When we read what Jesus did and what He was like, we are really seeing who God is and what He is like.

TAKING IT TO OTHERS**Craft Presentation****Instructions:**

Have children hold up your model craft/their crafts. Choose five children (or you say) the five sections below to explain the craft's importance.

Presentation:

1. Our craft is: A Candelabra.
2. In Jerusalem, next to the Temple Jesus announced that He was the Light of the World, as He stood under the giant candelabras which shown out from the top of the Temple to reveal Himself to them as the Son of God.
3. Our Bible Truth is: The LORD's Names Tell Us about Him.
4. When Jesus proclaimed Himself to be the Light of the World, the Jews were shocked. They knew that this meant He was saying that He, Himself was Yahweh.
5. Our craft can help us remember that Jesus is the Light of the World. When we read what Jesus did and what He was like, we are really seeing who God is and what He is like.

Note: Even non-readers can participate in presenting the craft, if you will whisper what they are to say in their ear and let them say it aloud for the others to hear.

BEFORE CLASS:**1. PICK YOUR PERSON**

VIPPs can be anyone in your church! Typically, they fall into 6 categories: Church staff, Elders, Deacons/deaconesses, Special Volunteers (people who aren't paid, but spend a lot of time helping out in particular ways), Supported Workers (aka missionaries), and Church Members.

2. GATHER YOUR FACTS

Use the VIPP Information Sheet to write down the facts about your VIPP. The information on this worksheet is used in the VIPP activities, listed in the "Choose an Activity" section below.

DURING THE ACTIVITY:**1. INTRODUCE YOUR VIPP**

Introduce your VIPP to the children, using the VIPP Information Sheet. Fill in a set of VIPP Clue Cards with the information for your VIPP. If desired, you can even have the actual person come into class for the children to meet.

Need help describing what someone does for the church in a kid-friendly way? Check out the list of common VIPPs on the Praise Factory website in the PFI resources. There are lots of kid-friendly descriptions for common VIPP's, such as pastors, elders, deacons and a lot more.

2. PRAY!

Lead the children in praying for the VIPP. Ask the children if they would like to pray for one of the VIPPs prayer requests. Even non-readers can pray for the VIPP if you whisper the prayer request in their ear, then let them say it aloud. Never force a child to pray!

3. CHOOSE AN ACTIVITY

Game: Crabbin' Around

Materials

Information Sheet for two VIPPs

2 Sets of Clue Cards

Tape

A Bag

Preparing the Game

1. Fill in one set of clue sheets for the VIPP you are using.
2. Put all the Clue Cards in a bag, except for the ones with the names and pictures of the VIPPs.
3. Tape the picture and name of each VIPP to the wall, about 3 feet from the ground.

Playing the Game

Reveal: Tell the children about the VIPPs, showing them your filled-in clue cards as you tell about them.

Review: Put the Clue Cards for both VIPPS put in one bag. Mix up. Have children sit down, with their legs in front of them and their hands propped behind them. Show them how to get in crab position and try moving around. (Moving on hands and feet, with front side facing up). Tell them that you will pull out a clue, tell them what it is and they are to crab-crawl their way to the picture of the person who it belongs to. Give them the answer after everyone has run to their guessed person. Continue until all clues have been used up.

VIPP INFORMATION SHEET

VIPP NAME:

WHAT VIPP LOOKS LIKE

Man or Woman? _____

Hair color? _____

Eye color? _____

FAVORITE ANIMAL

FAVORITE FOOD

FAVORITE FREE TIME ACTIVITY

WHAT VIPP DOES DURING WEEK

VIPP GROUP OF SERVICE:

Church Member

Deacon

Elder

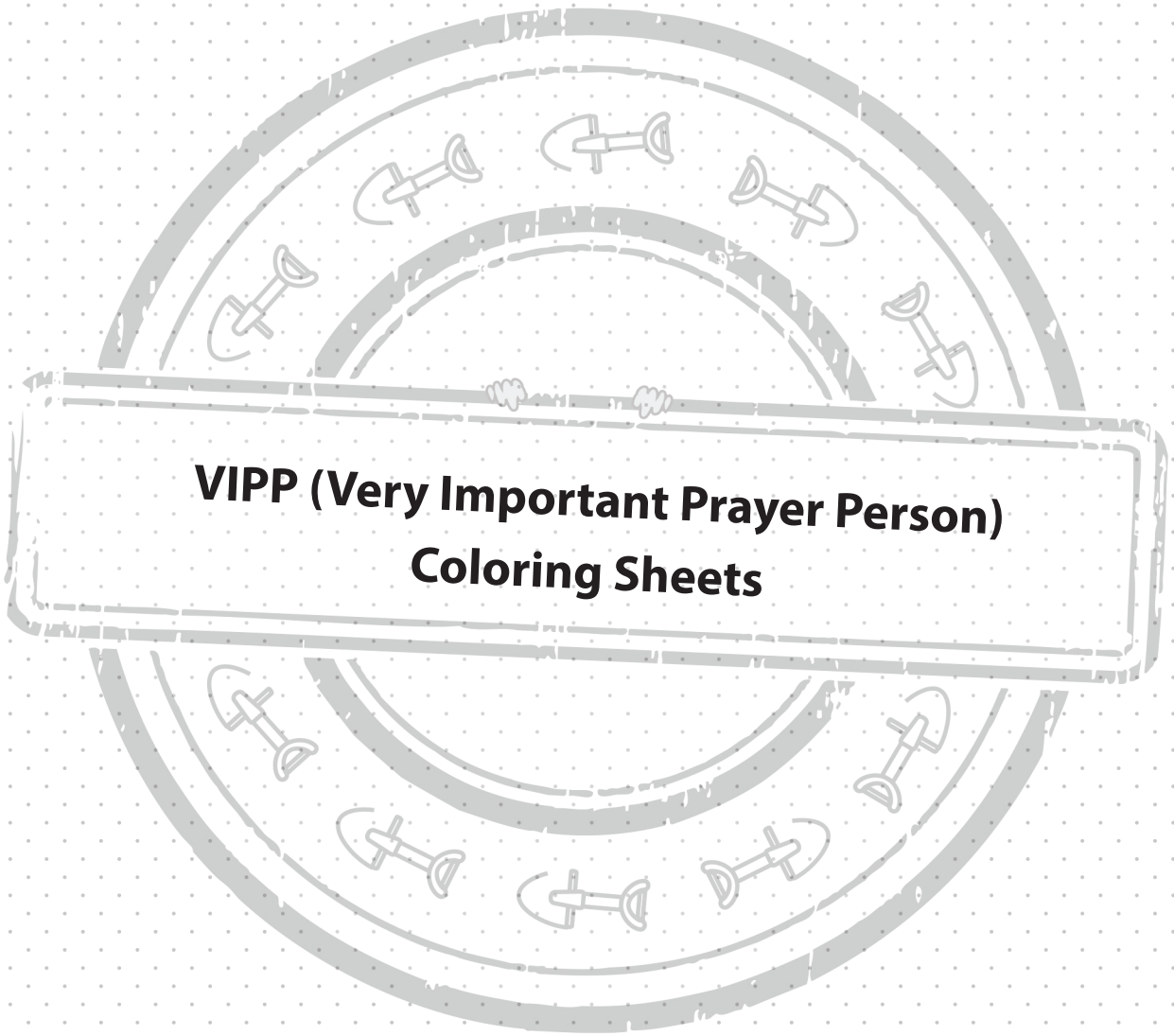
Church Staff

Special Volunteer

Supported Worker
(Missionary)

3 WAYS VIPP SERVES CHURCH

3 WAYS TO PRAY FOR THE VIPP



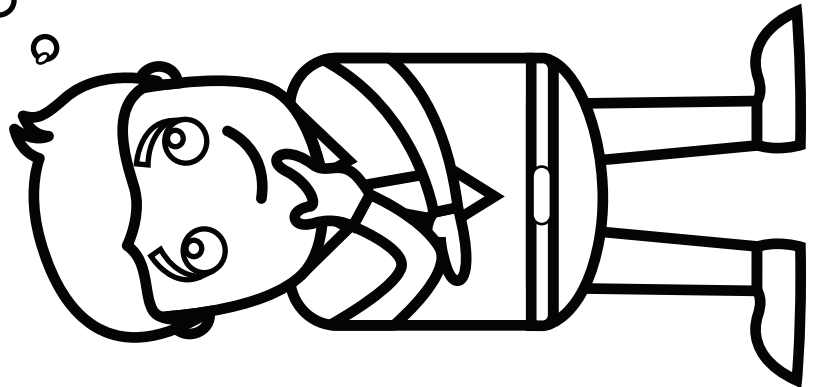
**VIPP (Very Important Prayer Person)
Coloring Sheets**



VIPP CLUE GUESS WHO

Can you guess who the
Very Important Prayer Person
is that we learned about and prayed for today?


Look at my clues
and see if you know who it is!



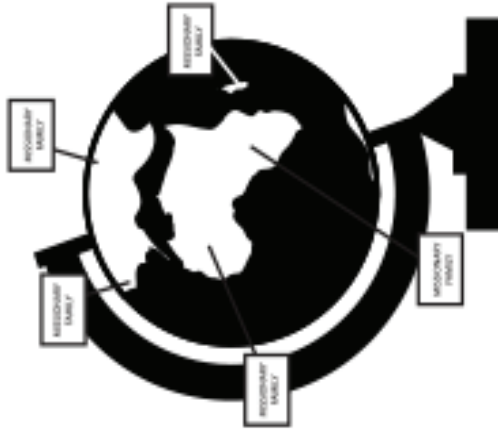
What VIPP group am I in? Circle the right group.



Church Staff




Special Volunteers



Supported Workers



Church Member

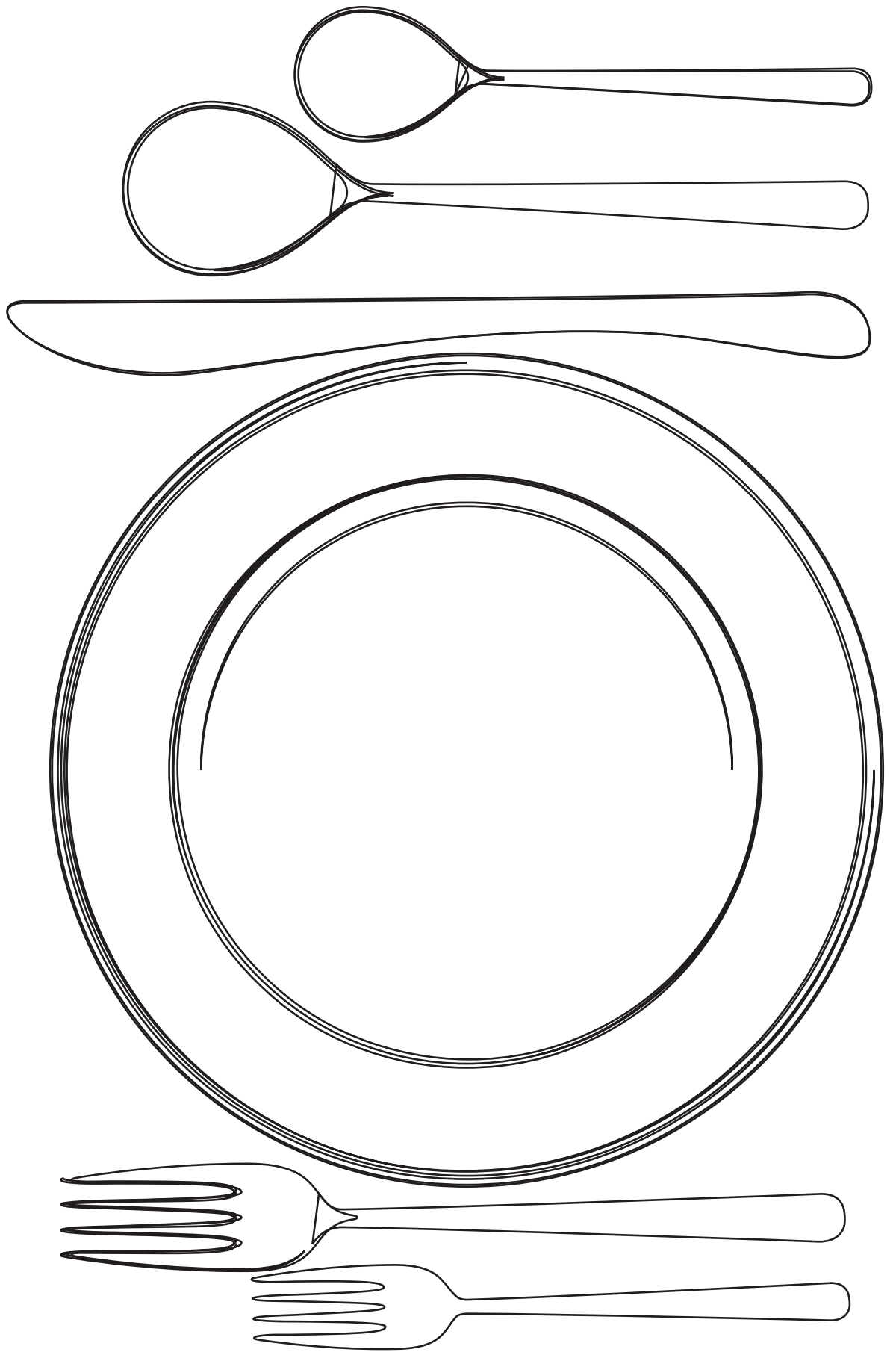


Deacons (Serve the physical needs of the church building and the church members)



Elders (Spiritual Teachers and Overseers of the Church)


Our VIPP's Favorite Food



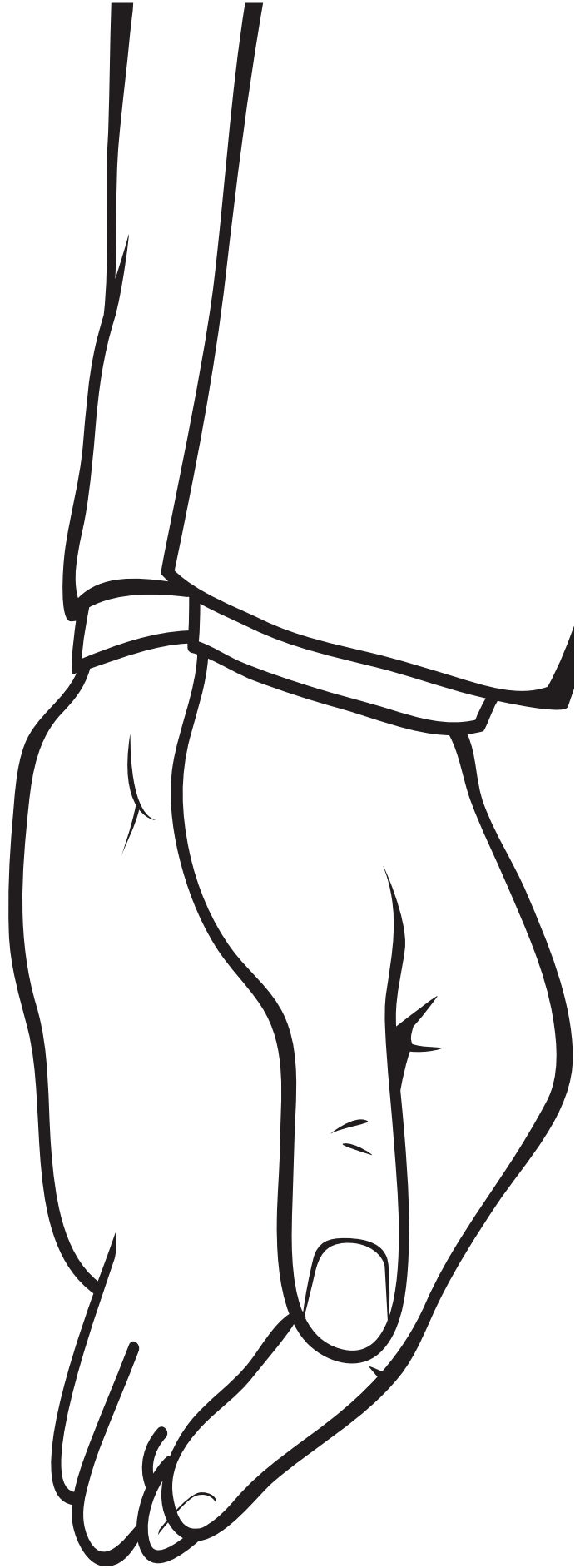
Our VIPP's Favorite Animal




What our VIPP likes to do for fun



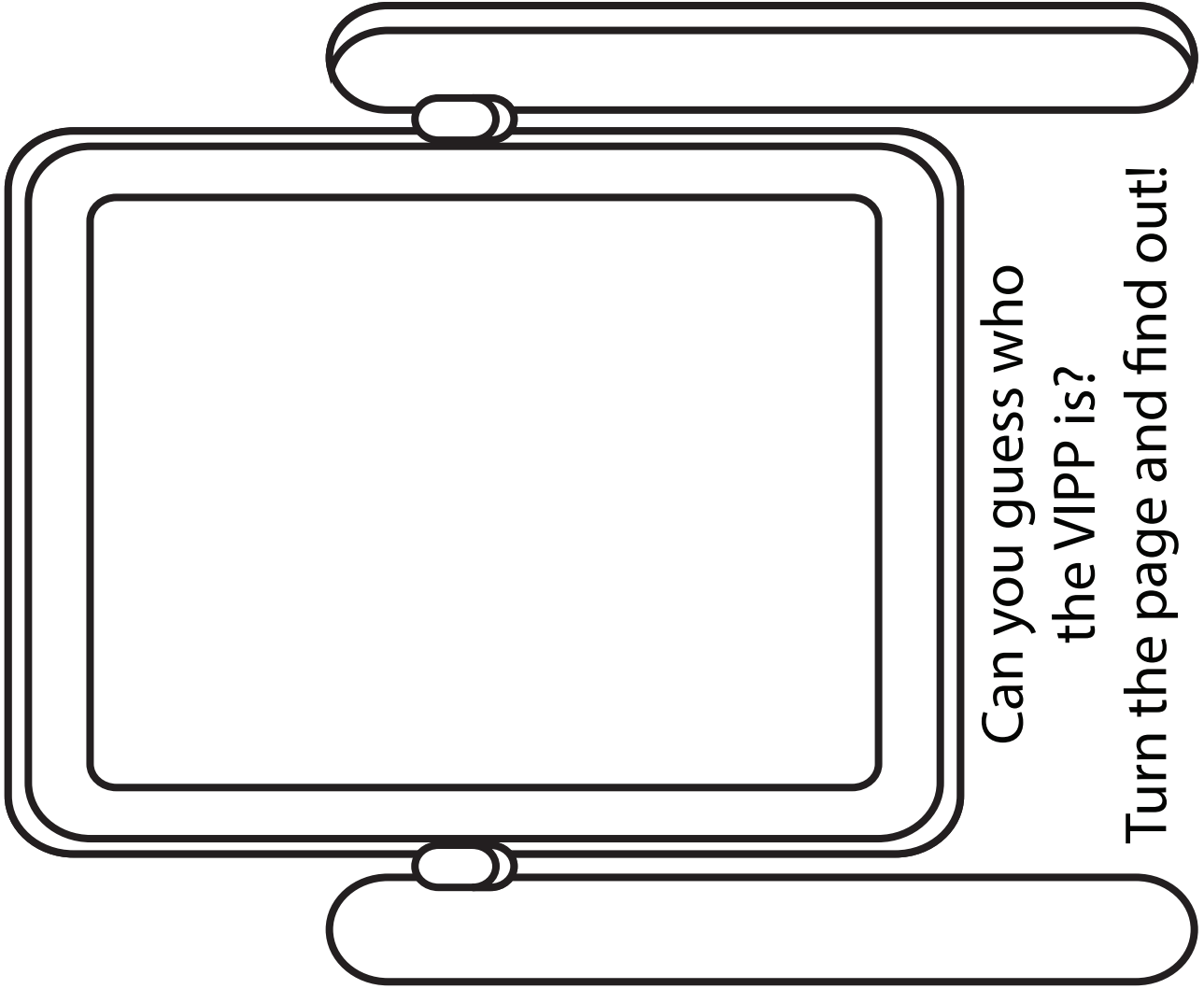
A Way This VIPP Serves (you can draw more on the back)




This VIPP's Job During the Week




What Our VIPP Looks Like



Can you guess who
the VIPP is?
Turn the page and find out!





(Name)

(Serves the church as)

Let's Pray for Our VIPPI!

