



**Unit 8 NIV Songbook
The God Who Loves**

Constance Dever ©2015



Curriculum for preschool and elementary age children,
training tools, music and other resources
are available for download or to order at:
www.praisefactory.org

© 2015 Praise Factory Media all rights reserved. May be reproduced by licensed user for classroom purposes only.

This and many other resources are available online at www.praisefactory.org

Scripture quotations marked (NIV) are taken from the Holy Bible, New International Version®, NIV®, Copyright © 1973, 1978, 1984 by Biblica, Inc.™ Used by permission of Zondervan. All rights reserved worldwide.www.zondervan.com

Scripture quotations marked (ESV) are from The Holy Bible, English Standard Version® (ESV®), copyright © 2001 by Crossway, a publishing ministry of Good News Publishers. Used by permission. All rights reserved.

Scripture quotations marked HCSB are taken from the Holman Christian Standard Bible®, Copyright © 1999, 2000, 2002, 2003, 2009 by Holman Bible Publishers. Used by permission. Holman Christian Standard Bible®, Holman CSB®, and HCSB® are federally registered trademarks of Holman Bible Publishers.

The Psalm Behind the Name

Psalm 100

(v.1) Make a joyful noise to the Lord, all the earth!

(v.2) Serve the Lord with gladness!

Come into His presence with singing!

(v.3) Know that the LORD, He is God!

It is He who made us, and we are His;

We are His people, and the sheep of His pasture.

(v.4) Enter His gates with thanksgiving,

And His courts with praise!

Give thanks to Him; bless His name!

(v.5) For the Lord is good;

His steadfast love endures forever,

And His faithfulness to all generations.

May this curriculum help you to be manufacturers of noisy joy unto the Lord (v.1).
To sing (v.2), to know (v.3), and to worship Him with thanksgiving and praise (v.4),
that the witness of His great faithfulness might continue through all generations (v.5).

The Lord is amazing! He's not like anyone else!

Constance Dever

January 27, 2015

Table of Contents

The PFI Companion Resources	7
About the PFI Songbooks	7
Other Praise Factory Resources	8
PFI ESV Songs 8 Track Numbers	9
<u>OPENING MUSIC--Used every session</u> <i>(Lyrics and Lead Sheets for each)</i>	12
PFI Theme Song	
WoGoLOA Song	
Big Q & A 8 Song	
Big Question 8 Song: What Is God's Love for His People Like?	
Unit 8 Bible Verse: Forever and Ever 1 Chronicles 16:34, NIV 1984	
<u>RESOURCES FOR EACH BIBLE TRUTH</u> <i>(Lyrics, Sign Language and Lead Sheets for each)</i>	
Unit 8: BIBLE TRUTH 1 RESOURCES	24
Bible Truth: God Blesses All People with Many Good Gifts	
Hymn: Be Thou My Vision, v.3	
Bible Verse: The LORD Is Good to All Psalm 145:9,13,15-17, NIV 1984	
Unit 8: BIBLE TRUTH 2 RESOURCES	31
Bible Truth: God Loved His People Before They Loved Him	
Hymn: Oh, How I Love Jesus, v.1	
Bible Verse: For He Chose Us Ephesians 1:4-5, NIV 1984	
Unit 8: BIBLE TRUTH 3 RESOURCES	37
Bible Truth: God Showed the Depths of His Love By Giving His Son Jesus to Save His People	
Hymn: To God Be the Glory, v.1	
God's One, Big Plan	
Bible Verse: This Is Love 1 John 4:10, NIV 1984	
Unit 8: BIBLE TRUTH 4 RESOURCES	48
Bible Truth: God Loves His People by Caring for Their Needs	
Hymn: The King of Love, vs.1,4	
Bible Verse: The LORD Is My Shepherd Psalm 23:1-4,6 NIV 1984	
Unit 8: BIBLE TRUTH 5 RESOURCES	56
Bible Truth: God Uses Everything in His People's Lives for Their Good and His Glory	
Hymn: How Firm a Foundation, vs.3,4	
Bible Verse: Romans 8:28-29, NIV 1984	
Unit 8: BIBLE TRUTH 6 RESOURCES	64
Bible Truth: God Will Never Stop Loving His People	
Hymn: The King of Love, v.6	
Bible Verse: Who Shall Separate Us? Romans 8:35,38-39, NIV 1984	
Extra Bible Verse Song: I Will Betroth You to Me Hosea 2:19, NIV 1984	

The PFI Companion Resources

While all the PFI resources are available for download at praisefactory.org, many of the resources are available for purchase as hard copies, too.

There are three companion resources for each of the sixteen PFI units:

PFI Unit Core Curriculum Book (ESV/NIV) --offered for each unit

The PFI Core Curriculum books contain the curriculum introduction, lesson plan, stories and activities for each Bible Truth in a unit. There are three stories per Bible Truth: an Old Testament, New Testament and church history/missions story. All three reinforce the same Bible truth concept, but from a different perspective. Each story has its own set of eleven response activities.

➔ PFI Unit Songbook (ESV/NIV) --offered for each unit

The PFI Unit Songbooks provide lead sheets and sign language for every song used in a unit. The audio music is available for download online at www.praisefactory.org.

PFI Unit Prontos (ESV/NIV) --offered for each unit

The PFI Prontos books provide all of the unit's take home sheets. They are offered separately from the rest of the curriculum because they are usually photo-copied. These take-home sheets include the key concepts, lyrics to the songs, the session story, some review questions, a prayer and an activity sheet.

All of these materials may be photocopied for non-commercial church, classroom or school use by licensed users.

About the PFI Songbooks

Music is a very powerful way to place truths in the heart for a lifetime.

For this reason, every Big Question and all the Bible verses are set to music. These songs are also available for download. What makes this music different is that it is directly related to each lesson. Your kids are listening to what you are teaching in class and through the power of music, are far more likely to retain it.

The curriculum is available in

- NIV 1984 (the Bible version used for the 1st edition of the curriculum) and
- a (largely) ESV version

Bible Truth Hymn:

One or more verses of a hymn are included with every Bible truth. The lyrics, a short explanation about the hymn, lead sheet music and sign language are all found in this book. The PFI Core Curriculum provides more resources for use with the hymn, including in-depth discussion questions about the hymn and how it ties in with the Bible truth and the stories. Song games that can be used with the sign language are included in the back of this songbook. The audio for every hymn is found online for download.

Bible Truth Bible Verse:

Each Bible Truth has a Bible verse that is central to the concept. This verse has been set to music to help the children remember it. As with the Bible Truth hymn, the lyrics, a short explanation about the Bible verse, lead sheet music and sign language for this verse are all found in this book. And, the PFI Core Curriculum provides more resources for use with the Bible verse song, including in-depth discussion/questions about the verse and how it ties in with the Bible truth and the stories. Song games that can be used with the sign language are included in the back of this songbook. The audio for every song is found online for download.

Bible Truth Bible Verse:

Each Bible Truth has a Bible verse that is central to the concept. This verse has been set to music to help the children remember it. As with the Bible Truth hymn, the lyrics, a short explanation about the Bible verse, lead sheet music and sign language for this verse are all found in this book. And, the PFI Core Curriculum provides more resources for use with the Bible verse song, including in-depth discussion questions about the verse and how it ties in with the Bible truth and the stories. It also provides song games that can be used with the sign language.

Extra Songs

Sometimes an extra hymn or Bible verse song/s are included in the music for a particular Bible Truth. Sometimes it is another version of music for the same song which might better suit older/younger children. Many times it is a completely different verse that relates well to the Bible Truth. This is especially true of the ESV version. For these songs, the lyrics, a short explanation about the Bible verse, lead sheet music and sign language for this verse are all found in this book. There are no additional discussion/questions in the PFI Core Curriculum related to these songs.

Other Praise Factory Resources

PFI: Praise Factory Investigators is the third in a family of three, inter-related curriculums:

- Hide 'n' Seek Kids (focus group: ages 2-4; adaptable range: ages 2-pre-K 5's)
- Deep Down Detectives (focus group: ages 4--6's; adaptable range: ages 3-2nd grade)
- PFI: (focus group: grades K-5th grade; adaptable range: pre-K 5's-6th grade)

Each curriculum teaches the same biblical themes, but are presented in greater depth as the children grow and develop. Together, they work like an expanding spiral of truth that returns to reinforce the same truths with each curriculum, yet leading the children to deeper understanding with each step up.

Learn more about these curriculums as well as other resources and ideas for reaching children with the gospel at: www.praisefactory.org.

PFI NIV SONGS & TRACK NUMBERS

This is a listing of all songs mentioned in the unit curriculum. You may or may not choose to use all of the songs. They are listed in easy-reference order--NOT in the order used in the curriculum.

You may choose to simply burn a CD/load them onto an mp3 device in this order. Or, you may want to do what we do: choose the songs we want to use and create a playlist of them in that order. Then, we burn a CD/upload the playlist onto an mp3 device. A teacher only has to click forward to the next song, instead of hunting for the right track. The track number have been included as part of the title of each song, teachers will still have a reference to the track number listed in the curriculum (same as those listed below), even if you change the order on your customized playlist.

- 1 PFI Theme Song
- 2 WoGoLOA Rules Song

UNIT 8: THE GOD WHO LOVES

- 3 Big Q and A 8 Song
- 4 Big Question 8 Song: What Is God's Love for His People Like?
- 5 Unit 8 Bible Verse: Forever and Ever 1 Chronicles 16:34, NIV 1984

Bible Truth 1: God Blesses All People with Many Good Gifts

- 6 Hymn: Be Thou My Vision, v.3
- 7 Bible Verse: The LORD Is Good to All Psalm 145:9,13,15-17, NIV 1984

Bible Truth 2: God Loved His People Before They Loved Him

- 8 Hymn: Oh, How I Love Jesus, v.1
- 9 Bible Verse: For He Chose Us Ephesians 1:4-5, NIV 1984

Bible Truth 3: God Showed the Depths of His Love By Giving His Son Jesus to Save His People

- 10 Hymn: To God Be the Glory, v.1
- 11 *Extra Song: God's One Big Plan*
- 12 Bible Verse: This Is Love 1 John 4:10, NIV 1984

Bible Truth 4: God Loves His People by Caring for Their Needs

- 13 Hymn: The King of Love, v.1
- 14 Hymn: The King of Love, v.4
- 15 Bible Verse: The LORD Is My Shepherd Psalm 23:1-4,6 NIV 1984

Bible Truth 5: God Uses Everything in His People's Lives for Their Good and His Glory

- 16 Hymn: How Firm a Foundation, v.3
- 17 Hymn: How Firm a Foundation v.4
- 18 Bible Verse: All Things Romans 8:28-29, NIV 1984

Bible Truth 6: God Will Never Stop Loving His People

- 19 Hymn: The King of Love, v.6
- 20 Bible Verse: Who Shall Separate Us? Romans 8:35,38-39, NIV 1984
- 21 *Extra Bible Verse: I Will Betroth You to Me Hosea 2:19, NIV 1984*

Why the Extra Songs?

PFI is a curriculum used by a wide age-span of kids. Sometimes one of the other songs is a better fit for your kids. Or, you may simply want to teach them more songs on the same Bible Truth. Use as many or as few as you want.



Unit 8 Opening Music
songs used every session
lyrics and lead sheets

PFI Theme Song

PFI NIV Songs 8, Track 1

We're PFI: Praise Factory Investigators,
Diggin' deep down for truths in God's Word,
That's PFI: Praise Factory Investigators,
Diggin' deep down for truths in God's Word,
We're looking for answers to very big questions,
Big questions about God,
If you're looking for answers to very big questions 'bout
God, come along...

Join PFI: Praise Factory Investigators,
Diggin' deep down for truths in God's Word,
That's PFI: Praise Factory Investigators,
Diggin' deep down for truths in God's Word.
Deep down, diggin' down, Let's go diggin' down,
Deep down, diggin' down,
'Til answers to all our Big Questions we've found.

We're PFI: Praise Factory Investigators,
Diggin' deep down for truths in God's Word,
That's PFI: Praise Factory Investigators,
Diggin' deep down for truths in God's Word.

WoGoLOA Rules Song

PFI NIV Songs 8, Track 2

Refrain:

WoGoLOA means "Worship God
and love one another,"

WoGoLOA means "Worship God
and love one another."

WoGo means "Worship God."

Sound off, 1,2,3,

Joyfully take part,

Listen to others,

Obey your teachers. (*Refrain*)

LOA means "Love One Another."

Sound off, 1,2,3,

Be kind,

Be encouraging,

Help others, help others. (*Refrain twice*)

Big Q & A 8 Song

PFI NIV Songs 8, Track 3

What is God's love for His people like?
More than they could ever deserve!
What is God's love for His people like?
What is God's love for His people like?
What is God's love for His people like?
More than they could ever deserve!

Words: Constance Dever Music: Adapted Nursery Rhyme ©2012

Unit 8 Bible Verse Song:

Forever and Ever

PFI NIV Songs 8, Track 5

Forever and ever,
The LORD's love endures forever.
Forever and ever,
The LORD's love endures forever.
First Chronicles Sixteen, thirty-four.

Words: adapted from 1 Chronicles 16:34, NIV 1984 Music: Constance Dever ©2012

Big Question 8 Song:

What Is God's Love for His People Like?

PFI NIV Songs 8, Track 4

Words and Music: Constance Dever ©2012

What is God's love for His people like?
What is God's love for His people like?
What is God's love for His people like?
It's more than they could ever deserve.

Verse 1

God loves His people from all places,
from all times, with ev'ry kind of faces.
God loves His people from ev'ry nation,
And He loves them all through Jesus Christ

Refrain

God's love for His people
Is more than they could ever deserve.
God's love for His people
Is more than they could ever deserve.

Verse 2

God loved His people before the beginning,
Even before they were repenting and believing,
God loved His people from ev'ry nation,
And He loved them all through Jesus Christ. *Refrain*

Verse 3

God loved His people, He sent Jesus,
To save them, so forever they would be His,
God loves His people from ev'ry nation,
And He always will through Jesus Christ. *Refrain*

PFI Theme Song

PFI NIV Songs 8, Track 1

Chords: Cm Cm(#5) Cm⁶ Cm(#5) Cm Cm(#5)

Measures 1-3: The first system consists of three measures. The melody in the treble clef features eighth and quarter notes with various accidentals. The bass line in the bass clef consists of a simple eighth-note accompaniment.

Chords: Cm⁶ Cm(#5) Cm Cm(#5) Cm⁶ Cm(#5)

Measures 4-6: The second system contains measures 4, 5, and 6. Measure 4 has a Cm⁶ chord. Measure 5 has Cm(#5) and Cm chords. Measure 6 has Cm(#5) and Cm⁶ chords. The lyrics are: "We're P F I, Praise Fac - try In-ves - ti - ga - tors,". A triplet of eighth notes is marked in measure 6.

Chords: Cm Cm(#5) Cm⁶ Cm(#5) Cm Cm(#5)

Measures 7-9: The third system contains measures 7, 8, and 9. Measure 7 has Cm and Cm(#5) chords. Measure 8 has Cm⁶ and Cm(#5) chords. Measure 9 has Cm and Cm(#5) chords. The lyrics are: "Dig-ging deep down for truths in God's Word, That's P F I, Praise Fac -". A triplet of eighth notes is marked in measure 9.

Chords: Cm⁶ Cm(#5) Cm G⁷ Cm

Measures 10-12: The fourth system contains measures 10, 11, and 12. Measure 10 has Cm⁶ and Cm(#5) chords. Measure 11 has Cm and G⁷ chords. Measure 12 has Cm and Cm chords. The lyrics are: "- try In-ves - ti - ga - tors, Dig-ging deep down for truths in God's Word, We're".

Chords: Cm(#5) Cm⁶ Cm(#5) Cm Cm(#5) Cm⁶ Cm(#5) G⁷ Cm Cm

Measures 13-15: The fifth system contains measures 13, 14, and 15. Measure 13 has Cm(#5) and Cm⁶ chords. Measure 14 has Cm(#5) and Cm chords. Measure 15 has Cm(#5) and Cm⁶ chords. The lyrics are: "look-ing for an swers, to ve - ry big ques tions, Big ques-tions 'bout God, If you're".

17 Cm(#5) Cm⁶ Cm(#5) Cm Cm(#5) Cm⁶ Cm(#5) G⁷ Cm Cm

look-ing for an swers, to ve - ry big ques tions, 'bout God, come a - long, — Join

21 Cm Cm(#5) Cm⁶ Cm(#5) Cm Cm(#5)

P F I, — Praise Fac - try — In - ves - ti - ga - tors, Dig - ging deep down — for

24 Cm⁶ Cm(#5) Cm Cm(#5) Cm⁶ Cm(#5) Cm

truths in God's Word, That's P F I, — Praise Fac - try — In - ves ti - ga - tors, Dig - ging deep down for

28 G⁷ Cm B^b Cm Gm

truths in God's Word. Deep, — down, dig - gin' down, Let's go dig - gin' down,

32 Cm B^b Cm G⁷

— Deep, — deep, dig - gin' down, 'Til an - swers to all — our — Big

36 Cm Cm(#5) Cm6 Cm(#5) Cm Cm(#5) 3

Ques-tions we've found...

40 Cm6 Cm(#5) Cm Cm(#5) Cm6 Cm(#5) Cm Cm(#5)

We're P F I, Praise Fac - try In-ves ti-ga-tors, Dig-ging deep down for

44 Cm6 Cm(#5) Cm Cm(#5)

truths in God's Word, That's P F I, Praise Fac -

46 Cm6 Cm(#5) Cm ritard G7 Cm

- try In-ves ti-ga-tors, Dig-ging deep down for truths in God's Word.

WoGoLOA Rules Chant

PFI NIV Songs 8, Track 2

Kids! This is our rules song. It reminds us of things we can do that help us all to worship God and love one another during our time together in Praise Factory!

C **F** **C**
 * sung by Groups A & B

Wo-Go-LO - A means wor-ship God and love one a - noth - er._____ Wo-Go-LO - A means

6 **F** **C** **G** **C** * spoken (not sung) back and forth between Groups A & B

wor-ship God and love one a - noth - er._____ Wo-Go means, "Wor-ship God!" Sound off...

12

1 - 2 - 3! Joy-ful - ly...take part! Lis- ten... to oth - ers!___ O- bey...your tea- chers!

19 **C** **F** **C**
 * sung by Groups A & B

Wo-Go-LO - A means wor-ship God and love one a - noth - er._____ Wo-Go-LO - A means

24 **F** **C** **G** **C** * spoken (not sung) back and forth between Groups A & B

wor-ship God and love one a - noth - er._____ LO-A means, "Love one a noth er" Sound off!

30

1 - 2 - 3! Be... kind! Be en... cour-ag - ing! Help... oth - ers!

37 **C** **F** **C**
 * sung by Groups A & B

Wo - Go-LO - A means wor - ship God and love one a - noth - er._____

41 **F** **C** **G** **C**

Wo - Go-LO - A means wor - ship God and love one a - noth - er._____

Words and Music: Constance Dever ©2012

Big Q & A 8 Song

PFI NIV Songs 8, Track 3

C F C F C G C

What is God's love for His peo - ple like? More than they could ev - er de - serve!

5 F C G C F C G

What is God's love for His peo - ple like? More than they could ev - er de - serve!

9 C F C F C G C

What is God's love for His peo - ple like? More than they could ev - er de - serve!

Words: Constance Dever Music: Adapted Nursery Rhyme ©2012

Forever and Ever

PFI NIV Songs 8, Track 5

Big Question 8 Bible Verse

C Am G F G F C Am G

For - ev - er and ev - er, the LORD's love en-dures for - ev - er, For - ev - er and ev - er, the

4 F C Em F G C

LORD's love en-dures for - ev - er. First Chron - i - cles Six - teen, thir - ty four.

Words: adapted from 1 Chronicles 16:34 NIV 1984 Music: Constance Dever ©2012

Big Question 8 Song

PFI NIV Songs 8, Track 4

D G D D G A

What is God's love_ for His peo - ple like? What is God's love_ for His peo - ple like?

5 D G D A D

What is God's love for His peo - ple like? It's more than they could ev - er de - serve! God

9 G D A D A

loves His peo ple from all pla ces, from all times, with ev' - ry kind of fa - ces, God

13 D G D A D

loves His peo ple from ev' ry na - tion, and He loves them all thru Je - sus Christ.---

17 G D G D G

God's love for His peo ple, is more than they could ev - er de - serve! God's love

22 D A D

for His peo - ple, is more than they could ev - er de - serve! God_

25 D G D A

--- loved His peo ple be - fore the be gin - ning, e - ven be - fore they were re -

28 D A D G D

pent - ing and be - liev - ing God loved His peo ple from ev' - ry na - tion, and He

31 A D G D

loved them all thru Je - sus Christ.____ God's love for His peo ple, is

35 G D G D

more than they could ev - er de-serve!____ God's love for His peo - ple, is

39 A D D G D

more than they could ev - er de-serve!____ God____ loved His peo ple He sent Je sus, to

43 A D A D G D

save them, so for - ev - er they would be His, God loves His peo ple from ev'-ry na - tion and He

47 A D G D

al - ways will through Je - sus Christ.____ God's love for His peo ple, is

51 G D G

more than they could ev - er de - serve!____ God's love

54 D A D

for His peo - ple, is more than they could ev - er de - serve!____

Words: and Music: Constance Dever ©2012



Unit 8 Bible Truth Music

songs for each Bible Truth

lyrics and sign language, followed by lead sheets

Be Thou My Vision

Verse 3

Riches I heed not, or man's empty praise,
Thou mine inheritance, now and always;
Thou and Thou only, first in my heart,
High King of heaven, my treasure Thou art.

about this hymn: Words: Ancient Irish; tr. Mary E. Byrne; versified, Eleanor H. Hull Music: Traditional Irish Melody; harm. David Evans

Long ago, a woman named Mary Byrne was thinking about this Bible truth, too. She wrote the words to a hymn called "Be Thou My Vision" We're going to learn a verse from it.

Riches are a good gift from God. We use them to buy many good things that we enjoy. When people praise us for good/important things we do, that is a good gift from God, too. We all like to be encouraged and valued. These are good gifts, but they are not the best gift. The best gift we can have is when we become one of God's people and God, Himself, is our treasure and inheritance. That makes riches and people's praise worth almost nothing ("empty") in comparison.

Be Thou My Vision, v.3

PFI NIV Songs 8, Track 6



Riches
Fingertips of right curved open hand rest on palm of upturned left flat hand, then raised up.



Heed
Right hand taps back of left hand a few times.



Man's (People)
"P" hands, held side by side, make alternating forward circles.



Praise
Clap the right hand on top of the left hand several times.



Thou
Right open hand moves up a short ways from shoulder height.



Inheritance
Both modified "Z" hands are held at chest, then brought down and forward, as if giving something to someone.



Always
Right index finger makes several counter-clockwise circles as it points upward and forward.



Heart
Middle fingers are used to traced out the shape of a heart on upper left chest.



King
Right "K" hand, palm facing left. touches left shoulder, then is brought down to touch right hip.

The LORD Is Good to All

The LORD is good to all,
He has compassion on all He's made,
He is faithful to all His promises and loving to all He's
made.

The LORD is good to all,
He has compassion on all He's made,
He is faithful to all His promises and loving to all He's
made.

And the eyes of all look to You,
And the eyes of all look to You,
For You open Your hand,
And satisfy the desires of ev'ry living thing.
Psalm One-forty-five, nine through sixteen.

about this Bible verse:

Words: adapted from Psalm 145:9,13,15-16 NIV 1984 Music: Constance Dever ©2012

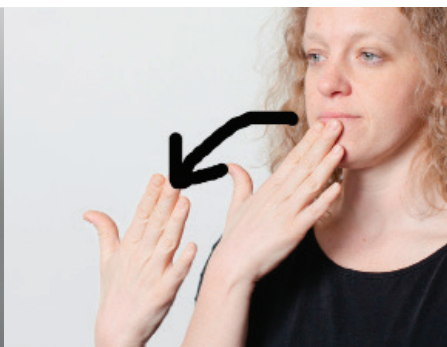
The LORD is our creator. He made us and provides for us all. Out of His goodness, love and kindness, the LORD pours out blessings of many good things on all people as well as everything else He has made.

The LORD Is Good to All: Psalm 145:9,13,15-16

PFI NIV Songs 8, Track 7



Lord
Thumb of right "L" hand, palm facing left, touches left shoulder, then is brought down to touch right hip.



Good
Fingers of right flat hand are placed at lips, then brought forward. Some end this sign by resting the right hand in the upturned palm of the left flat hand.



All
Fingers of right open hand are placed on the upturned left palm. Then close the right fingers as hand moves up to forehead, placing fingertips on forehead.




Compassion
Both "5" hands, palms facing forward and middle fingers bent forward, make a downward stroke several times.



Made
Pinky side of right "S" hand rests on top of thumb side of left "S" hand, palms facing in. Hands are pivoted in opposite directions several times, striking each other gently after each twist.



Faithful
Right index finger touches forehead. Then, right "F" hand, palm facing in, hits left "F" hand, palm facing in, in a down-up-down motion, ending with right thumb-index finger resting on left thumb-index finger.



Promises
Touch lips with right index finger; then move flat right hand down and slap it against the thumb and index finger side of the closed left hand.



Loving
Fists are crossed on chest, palms facing body.



Eyes
Right index finger points to right eye.

The LORD Is Good to All : Psalm 145:9,13,15-1,6 continued


PFI NIV Songs 8, Track 7



Look
Move both "V" hands forward and back a few times.



You (God)
Right open hand moves up a short ways from shoulder height.



Open
"B" hands are held in front of body, palms facing down and index finger sides touching. Both hands are brought up and out to each side, pivoting the palms to face up.



Hand
Hold up right hand, palm facing out, fingers pointing up.



Satisfy
Both "B" hands are placed against the chest, palms down and with right hand above left hand. Move both down simultaneously a few inches.



Desire
Both upturned "5" hands are held side by side in front of chest. Bring both hands in, drawing in the fingers slightly to a grasping position.



Every
Left "A" hand is held in front of the body, palm facing right. Thumb and knuckles of right "A" hand are slide down thumb of left hand several times.



Living
Upturned thumbs of "A" hands move upward in front of chest in unison.



Thing
Both flat hands, palms facing up, are lowered in front of chest, then moved slightly out to each side.

Be Thou My Vision, v.3

D Em Bm A D A Bm A D A

Musical staff for the first system of the hymn. The key signature is D major (one sharp) and the time signature is 3/4. The melody consists of quarter and eighth notes. Chords are indicated above the staff: D, Em, Bm, A, D, A, Bm, A, D, A.

1.Be Thou my_ vi - sion, O Lord of my heart; Naught be all else to me save that Thou art;
 2.Be Thou my wis - dom, and Thou my true word; I ev - er with Thee and Thou with me, Lord.
 3.Rich - es I ___ heed not, or man's em - pty praise, Thou my in - her - i - tance, now and al - ways,

9 G A D A⁷ Bm A

Musical staff for the second system of the hymn. Chords are indicated above the staff: G, A, D, A⁷, Bm, A.

Thou my ___ best ___ thought, _ by day or by night, ___
 Thou my ___ great ___ Fa - ther, I Thy true son, ___
 Thou and ___ Thou ___ on - ly, first in my heart, ___

13 Bm A B D Em Bm Em⁷ D

Musical staff for the third system of the hymn. Chords are indicated above the staff: Bm, A, B, D, Em, Bm, Em⁷, D.

Wak - ing or sleep - ing, Thy ___ pres - ence my light.
 Thou in me dwell - ing, and ___ I with Thee one.
 High King of heav - en, my ___ trea - sure Thou art.

Words: Ancient Irish; tr. Mary E. Byrne Music: Traditional Irish Melody; harm. David Evans

The LORD Is Good to All

The LORD is good to all, He has com - pas - sion on all He's made, He is faith - ful to all His
 6 pro - mis es and lov - ing to all He's made. The LORD is good to all, He has com - pas - sion on all He's
 12 made, He is faith - ful to all His pro - mis es and lov - ing to all He's made. And the eyes of
 18 all look to You, And the eyes of all look to You,
 24 For You o - pen your hand and sat - is - fy the de - sire of ev' ry
 30 liv - ing thing. Psalm One - for - ty - five, nine thru six - teen.

Words: adapted from Psalm 145:9,13,15-16 NIV 1984 Music: Constance Dever ©2012

Oh, How I Love Jesus

Verse 1

There is a name I love to hear,
I love to sing its worth;
It sounds as music in my ear,
The sweetest name on earth.

Oh, how I love Jesus,
Oh, how I love Jesus,
Oh, how I love Jesus,
Because He first loved me.

about this hymn:

Words: Frederick Whitfield Music: Traditional American Melody

Long ago, a man named Frederick Whitfield was thinking about this Bible truth, too. He wrote the words to a hymn called "Oh, How I Love Jesus" We're going to learn a verse from it.

Through Jesus, God loved His people before they loved Him. He loved them while they were still sinners. He loved them even before the creation of the world. This makes God's people so happy! They know that their sinful hearts would never choose God if He had loved them and chose them first. They know without God choosing to send Jesus to save them from their sins, they would never ever know God. This makes the name of Jesus the sweetest name on earth.



Name
 Index and middle finger of right "N" hand are brought down to rest on index and middle finger of left "N" hand. Both sets of fingers are pointing outward diagonally.



Love
 Fists are crossed on chest, palms facing body.



Hear
 Cupped right hand is placed behind right ear.



Sing, Music
 Wave the right flat hand back and forth over left flat hand.



Worth
 "F" hands are held in front of chest, palms facing forward. Bring them together so that the index finger-thumb portions touch a few times.



Sweetest?
 Fingertips of right "U" hand, palm facing body, brushes from lips down to chin a few times.



Earth
 Thumb and index fingers of downturned right "5" hand are placed on sides of downturned "S" hand. The right hand pivots back and forth while keeping light contact with left hand.



Jesus
 Middle, bent finger of right "5" hand touches middle of left open palm, palms facing each other. Then middle, bent finger of left "5" hand touches middle of right open palm, palms facing each other.



First
 The right "1" hand, palm facing forward finger pointing up, is pivoted from wrist until palm faces in towards body.

For He Chose Us

For He chose us in Him before the creation,
Before the creation of the world,
To be holy and blameless in his sight,
Yes, he chose us before the creation of the world.
In love he predestined us to be adopted as His sons,
Through Jesus Christ,
With His will and pleasure
Yes, In love He predestined us.


about this Bible verse:

Words adapted from Ephesians 1:4,5, NIV 1984 Constance Dever © 2012

God loved His people long before they loved Him. He loved them and chose to adopt them as His people, even before He created (founded) the world. Why did He do this? Because it pleased Him to do it! It would show how wonderful He is and how great the good gifts He gives His people because of Jesus. We think of what He's done and we praise Him for being so good to people like us. People who are sinners, but through Jesus, are made to be holy--without sin and without blame in His sight.

For He Chose Us : Ephesians 1:4,5

PFI ESV Songs 8, Track 10



Chose
The right hand, palm facing out, is extended in front of chest with index and thumb open and other fingers pointing up. Bring thumb and index finger of right hand together as you bring the hand back to rest against left hand.



Creation
Pinky side of right "S" hand rests on top of thumb side of left "S" hand, palms facing in. Hands are pivoted in opposite directions several times, striking each other gently after each twist.




World
Thumb and index fingers of downturned right "5" hand are placed on sides of downturned "S" hand. The right hand pivots back and forth while keeping light contact with left hand.



Holy
Right "H" hand, palm facing left, slides from heel to fingertips of left flat hand, palm up, changing into a flat hand as it moves down left palm.



Sight
Index and middle finger of right "V" hand, palm facing in, are placed near eyes then moved forward.



Predestined
Cross K hands, with right hand above the left, pinky fingers down, both hands pointing slightly outward. In this position, make a small counterclockwise.



Adopted
With palms facing down, bring both hands up into "S" hands.



Jesus Christ
Middle, bent finger of right "5" hand touches middle of left open palm, palms facing each other. Then middle, bent finger of left "5" hand touches middle of right open palm, palms facing each other.



Favor
Make a circle over your heart with flat right hand.

Oh, How I Love Jesus

D A D

1. There is a name I love to hear, I love to sing its worth;— It sounds like mu - sic in my ear, The

7 Em⁷ D Em⁷ D D A

sweet - test name on earth. — Oh, how I love Je - sus, Oh, how I love

12 D G D Em⁷ D

Je - sus, — Oh, how I love Je - sus, be - cause He first loved me! —

Words: Frederick Whitfield Music: Traditional American Melody

For He Chose Us

C Am F C
 For He chose us in Him be - fore the cre - a - tion, be - fore the cre-
 5 Am⁷ G C Am F
 a - tion of the world, to be ho - ly and blame - less in His
 11 C Am G⁷ C
 sight, Yes, He chose us be - fore the cre - a - tion of the world. In
 17 C Am F C Am⁷ F
 love He pre - des - tined us to be a - dopt - ed as His
 23 G G⁷ C Am F F C
 sons, through Je - sus Christ, with His will and plea - sure, yes, in
 29 Am G C
 love He pre - des - tined us. E -
 33 G C
 phe - sians One, four and five.

Words: adapted from Ephesians 1:4,5 NIV 1984 Music: Constance Dever ©2012

To God Be the Glory

Verse 1

To God be the glory,
great things He hath done;
So loved He the world
that He gave us His Son,
Who yielded His life
an atonement for sin,
And opened the lifegate
that all may go in.

Refrain:

Praise the Lord, praise the Lord,
Let the earth hear His voice!
Praise the Lord, praise the Lord,
Let the people rejoice!
O come to the Father, thro' Jesus the Son,
And give Him the glory,
great things He hath done.

about this hymn:


Words: Fanny Crosby Music: William H. Doane

Long ago, a woman named Fanny Crosby was thinking about this Bible truth, too. She wrote the words a hymn called "To God Be the Glory" We're going to learn a verse from it.

We give glory to God for giving us His Son Jesus, whom He loved so much, yet was willing to give Him to be the payment for sins. Sinners could never pay for their sins. Only by Jesus giving up His life in the place of sinners could there ever be a way for them to come to the Father. How great is God's love for sinners like you and me!

To God Be the Glory, v.1

PFI NIV Songs 8, Track 10




God
Right open hand, palm facing left, is held up above head level then brought down and back in a slight arc, ending with a "B" hand at the upper chest level.



Glory
Middle finger of right hand touches upturned left flat hand, then is wiggled back and forth as it is raised up.



Done
Move open hands, palms down side to side at the same time.



Loved
Fists are crossed on chest, palms facing body.



World, Earth
Thumb and index fingers of downturned right "5" hand are placed on sides of downturned "S" hand. The right hand pivots back and forth while keeping light contact with left hand.




Gave
Both modified "Z" hands are held at chest, then brought down and forward, as if giving something to someone.



Yielded
Both "A" hands are held in front of body, palms facing down. Bring both hands up simultaneously while forming open hands, palms facing forward.



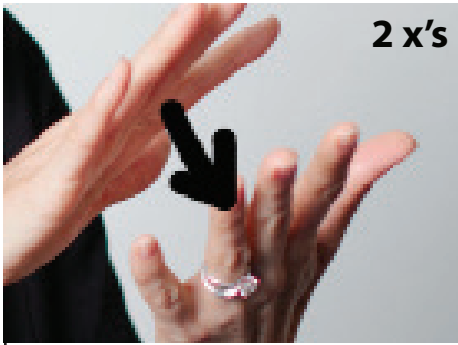
Atonement
Both "F" hands are held in front of body, right hand further out than the left hand, both palms facing down. Hands pivot back and forth towards body in opposite directions.



Lifegate
Point fingertips of both hands together, palms facing body. Pivot right hand back and forth a few times.

To God Be the Glory, refrain

PFI NIV Songs 8, Track 10



2 x's

Praise

Clap the right hand on top of the left hand several times.



Hear

Cupped right hand is placed behind right ear.




Voice

The index and middle fingers of the right "V" hand are placed on throat, then brought forward under chin and out.



People

"P" hands, held side by side, make alternating forward circles.




Rejoice

Both upright hands pretend to grasp imaginary flags and wave them in small circles at head height.



Come

Move right pointer finger in a slight arc towards self.



Father

Tap thumb of right "5" hand on forehead a few times.



Jesus

Middle, bent finger of right "5" hand touches middle of left open palm, palms facing each other. Then middle, bent finger of left "5" hand touches middle of right open palm, palms facing each other.



Things

Both flat hands, palms facing up, are lowered in front of chest, then moved slightly out to each side.

God's One, Big Plan

Verse 1

Forever God has had one, big plan,
To love a people from every land,
To love them all through Jesus Christ,
Who shed His blood to give eternal life.

Refrain

Oh, who is like the Lord our God,
Who has shown such power, such love.
No one, no one's like our God,
No one's shown such power, such love,
So for His glory, for our joy,
Let's know, let's grow, let's go,
Let's know, let's grow, let's go!

Verse 2

There's work for us in God's one, big plan,
To reach His people in every land,
Know God and His Word,
Grow like Jesus, Give, Pray.
Go to those lands,
Share the gospel today. (*refrain*)

about this song:

God's plans are good and unending! Those plans include loving and making His very own, millions of people--more than we can count! And, He has woven work for His people into this One, Big Plan of salvation of His. He has given them of telling others the good news of Jesus. He has chosen to work through their words and bringing salvation to people from every land. God's people both prepare to go and help others to go tell the good news of Jesus. They seek to know Him and study His Word. They want to live more and more like Jesus. They give money and pray for those who move to other lands to tell people about Jesus. Some, go to those other lands, themselves. In all these ways, God's people help tell others the good news of Jesus and will go on doing this until the wonderful day when Jesus comes back and brings God's kingdom forever!

Words and Music: Constance Dever ©2011

God's One, Big Plan

PFI NIV Songs 12, Track 11



God
Right open hand, palm facing left, is held up above head level then brought down and back in a slight arc, ending with a "B" hand at the upper chest level.



One
Hold up right index, palm facing forward.



Love
Fists are crossed on chest, palms facing body.



People
"P" hands, held side by side, make alternating forward circles.



Land
Palm of right flat hand is moved in a counterclockwise motion on the underside of the left forearm near the elbow.



All
Left flat hand rests on back of right flat hand. Right flat hand is then brought up and around left hand and pivots so that back of right hand rests in left palm.



Jesus Christ
Middle, bent finger of right "5" hand touches middle of left open palm, palms facing each other. Then middle, bent finger of left "5" hand touches middle of right open palm, palms facing each other.




Blood
Left "5" hand is placed on chest, palm facing in. Right "5" hand is placed on top of left hand. Wiggle fingers of right hand as you lower it, making the motion of trickling blood.



Life
Upturned thumbs of "A" hands move upward in front of chest in unison.

God's One, Big Plan, continued


PFI NIV Songs 5, Track 11



Lord
Thumb of right "L" hand, palm facing left. touches left shoulder, then is brought down to touch right hip.



Shown
Right index finger is placed in left palm which is facing forward. Both hands move forward together.



No One
"O" hands, palms facing forward, shake back and forth in unison.



Glory
Middle finger of right hand touches upturned left flat hand, then is wiggled back and forth as it is raised up.



Go
Right "D" hand is held in front of body, index finger pointing up and palm facing forward. Move it forward and down in a slight arc until the index finger points forward.




Work
Right "S" hand, palm facing down, hits back of left "S" hand, palm facing down, several times.



Word
Left middle finger touches right palm, then right middle finger touches left palm. Bring flat hands are held together, palms touching and fingertips pointing forward, then opened with the little fingers still touching as if opening a book. (Signs for Jesus + book).



Grow
Fingertips of right hand sprout up out of closed left hand, spreading open as they move upward.



Gospel
Pinky finger edge of right "G" hand slides across the flat left hand from fingertips to heel several times.

This Is Love

This is love,
Not that we loved God,
But that He, that he loved us,
He sent his Son,
And He sent His Son,
An atoning sacrifice for sin.
He sent his Son,
And He sent His Son,
An atoning sacrifice for sin.
First John, Four, ten.

about this Bible verse:

Words: 1 John 4:10, ESV Music: Constance Dever ©2012

We are all sinners who have rebelled against God, yet God chose to love us and do it in the deepest way possible: He sent Jesus to save us. Yes, He sent His dearly loved Son, to come to earth to be the atoning sacrifice that would pay for our sins. He would live a perfect life then offer it up as the payment that would bring the forgiveness we needed. And He chose to do this while we still were rebelling against Him! How wonderful is this free gift of God! How deep is His love! This atoning sacrifice is for us, too, when we turn away from our sins and trust in Jesus as our Savior.

This Is Love: 1 John 4:10

PFI NIV Songs 8, Track 12



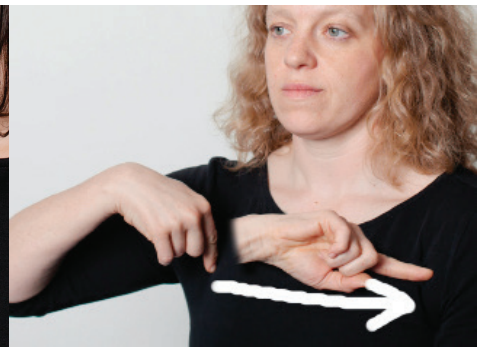
Love, Loved

Fists are crossed on chest, palms facing body.




Not

Right "A" thumb is placed under chin, palm facing left, then moved forward in an arc and pivoted until knuckles face forward.




We, Us

Right index finger touches right shoulder, then moves left to touch left shoulder.



God

Right open hand, palm facing left, is held up above head level then brought down and back in a slight arc, ending with a "B" hand at the upper chest level.



He

Point right index finger forward and up (for God).



Sent

Both flat hands point forward and to the left with palms facing down. Draw both hands back towards body, changing them into "A" hands.




Atoning

Both "F" hands are held in front of body, right hand further out than the left hand, both palms facing down. Hands pivot back and forth towards body in opposite directions.



Sacrifice

Upturned hands are lifted up simultaneously in a forward arc.



Sin

Both "X" hands, held near sides with palms facing up, move upward and outward in circles simultaneously.

To God Be the Glory, v.1

B \flat E \flat B \flat E \flat A \flat E \flat F 2

1.To God be the glo - ry great things He hath done; So loved He the world that He gave us His
 2.O per - fect re - demp - tion, the pur - chase of blood, To ev - 'ry be - liev - er the prom - ise of
 3.Great things He hath taught us, great things He hath done, And great our re - joic - ing thro' Je - sus the

8 B \flat E \flat B \flat E \flat A \flat +2 E \flat B \flat 7

Son, Who yield - ed His life an a - tone - ment for sin, And o - pened the life - gate that all may go
 God; The vil - est of - fend - er who tru - ly be - lieves, That mo - ment from Je - sus a par - don re -
 Son; But pur - er, and high - er, and great - er will be Our won - der, our vic - t'ry, when Je - sus we

16 E \flat B \flat E \flat B \flat B \flat B \flat B \flat 7

in. Praise the Lord, praise the Lord, Let the earth hear His voice. Praise the Lord praise the Lord, let the
 ceives.
 see.

23 E \flat B \flat 7 E \flat B \flat

peo - ple re - joice. O come to the Fa - ther through Je - sus the

28 E \flat A \flat -2 Fm E \flat B \flat E \flat B \flat 7 E \flat

Son, And give Him the glo - ry great things He hath done.

Words: Fanny J. Crosby Music: William H. Doane

God's One Big Plan

E B A E A E E B

1. For - ev - er God has had One, Big Plan, To love a peo - ple from ev' - ry land, to

5 E A E B E A B

save them all through Je - sus Christ, who shed His blood to give e - ter - nal life. Oh, who is like the

10 E B E A B A B A B E B E

Lord, our God? Who has shown such pow - er such love? No one, no one's like our God!

15 A B A B A E B E

No one's shown such pow'r, such love, so for His glo - ry, for our joy, let's

20 A B E A B E

know, let's grow, let's go! let's know, let's grow, let's go! 2. There's work for

25 E B A E A E B

us in God's One, Big Plan, to reach His peo - ple in ev' - ry land, Know

29 E A E B E

God and His Word, Grow like Je - sus, give, pray! Go to those lands, share the gos - pel to - day! Oh,

33 A B E B E A B A B A B

who is like the Lord, our God? Who have shown such pow - er such love, No one, no one's

38 E B E A B A B A E

like our God! No one's shown such pow'r, such love, so for His glo - ry,

43 B E A B E A B E

for our joy, let's know, let's grow, let's go! let's know, let's grow, let's go!

This Is Love

Ab Eb Ab Eb Ab Eb
This is love, not that we loved God, but that He, that He loved
7 Eb Ab Cm Ab Cm
us. He sent His Son, and He sent His Son,
13 Ab Db Ab Eb Ab Db
an a-ton-ing sa-cri-fice, an - a-ton-ing sa-cri-fice, an a-ton-ing sa-cri-fice,
19 Bb Bbsus⁴ Bb Db Eb Ab Cm Bb Eb
for our sins. First John Four, ten.

Words: adapted from 1 John 4:10 NIV 1984 Music: Constance Dever ©2012

The King of Love

Verse 1

The King of love my shepherd is,
Whose goodness faileth never.
I nothing lack if I am His
and He is mine forever.

Verse 4

In death's dark vale I fear no ill,
With Thee dear Lord beside me.
Thy rod and staff, my comfort still,
Thy cross before to guide me.

about this hymn:

Words: Henry Baker, Psalm 23 Music: Traditional Irish Melody

Long ago, a man named Henry Baker was thinking about this Bible truth, too. He wrote the words a hymn called "The King of Love" We're going to learn two verses from it.

God's people praise God for being the King of love. He is their king who they obey. It is delightful having Him as their king because all that He does comes from His heart of love for them and for the glory of His name. He takes care of them like a good shepherd does his sheep. Sheep are very stupid and need someone to take care all of their needs or else they will die. God does this for His people. They lack nothing; His goodness never fails them; even when facing death, they still fear nothing "ill" because He is with them. God's people know God will care for them after death by taking them to heaven to be with Him forever. We can become God's people when we turn from our sins and trust in Jesus as our Savior.

The King of Love, v.1

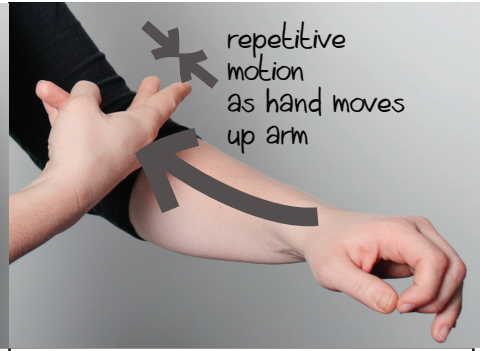
PFI NIV Songs 8, Track 13




King
Right "K" hand, palm facing left. touches left shoulder, then is brought down touch right hip.



Love
Fists are crossed on chest, palms facing body.



Shepherd
Back of right "V" hand is placed on back of left forearm. Open and close right "V" fingers as they move up left forearm.



Goodness
Fingers of right flat hand are placed at lips, then brought forward. Some end this sign by resting the right hand in the upturned palm of the left flat hand.




Never
Open, right hand, palm facing forward and fingers together, makes a short semi-circle out to the right, then moves straight down, similar to the shape of a question mark.



I
Point to self with right index finger.



Lack
Extended index finger of right hand, palm facing forward, is struck against left middle finger and continues a bit further down.



He
Point right index finger forward and up (for God).



Forever
Downturned right "V" hand moves up and away from body.

The King of Love, v.4

PFI NIV Songs 8, Track 14



Death's

Clap the right hand on top of the left hand several times.



Fear

Move hands, fingers together, across chest inward at the same time, opening hands as you move inward.



III

Both "X" hands, held near sides with palms facing up, move upward and outward in circles simultaneously.




Thee

Right open hand moves up a short ways from shoulder height.



Beside

Hold flat hands together in front of chest, fingertips pointing outward. Move right hand to the right a short distance.



Rod, Staff

Fingers of right "F" hand, palm facing down, touch fingers of left "F" hand, palm facing body. Right "F" hand is then brought up and to the right, as if tracing the length of a staff.



Comfort

Rub right curved hand over back of left curved hand. Then rub left curved hand over back of right curved hand.



Cross

Middle, bent finger of right "5" hand touches middle of left open palm, palms facing each other. Then middle, bent finger of left "5" hand touches middle of right open palm, palms facing each other.



Guide

Right hand grasps fingers of left flat hand and leads it forward a short distance.

The LORD Is My Shepherd

The LORD is my shepherd, I shall not want.
He makes me lie down in green pastures,
He leads me beside quiet waters, He restores my soul,
He guides me in paths of righteousness for His name's sake.
Even though I walk through the valley of death,
I will fear no evil, For You are with me,
Your rod and Your staff they comfort me,
Surely goodness and mercy will follow me,
All of the days of my life,
And I will dwell in the house of the LORD,
Forever and ever and ever.
Psalm Twenty-three, verses one through four, and six.


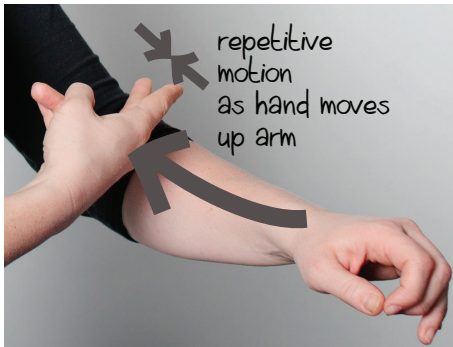
about this Bible verse:

Words: adapted from Psalm 23:1-4,6 NIV 1984 Music: Constance Dever ©2015

These verses remind us that God loves His people and cares for their needs completely, just like a good shepherd loves and takes care of his sheep.

The LORD Is My Shepherd: Psalm 23:1-6

PFI NIV Songs 8, Track 15



Shepherd
Back of right "V" hand is placed on back of left forearm. Open and close right "V" fingers as they move up left forearm.

Want
Right "X" hand, is thrust up and down a few times.

Lie Down
Arms are folded across chest, palms facing the body.



Pastures
Open right hand, palm towards face, moves up under mouth and nose several times.

Waters
Touch mouth with index finger of right "W" hand a couple times.

Soul
Touch the thumbs and index fingers of both "T" hands to each other, right hand above left, palms facing each other. Draw hands apart in an upward motion.



Paths
Flat hands, palms facing each other, move forward and progressively closer.

Name's
Index and middle finger of right "N" hand are brought down to rest on index and middle finger of left "N" hand. Both sets of fingers are pointing outward diagonally.


Walk
Right flat hand is placed in front of left flat hand, both palms facing down. Hands alternate move back and forth.

The LORD Is My Shepherd: Psalm 23:1-6, continued


PFI NIV Songs 8, Track 15




Death
Hold both flat hands in front of body with fingertips pointing forward, right flat hand palm up and left flat hand palm down. Flip both over towards the left until the right palm is face down and the left palm is face up.



Evil
Both "X" hands, held near sides with palms facing up, move upward and outward in circles simultaneously.



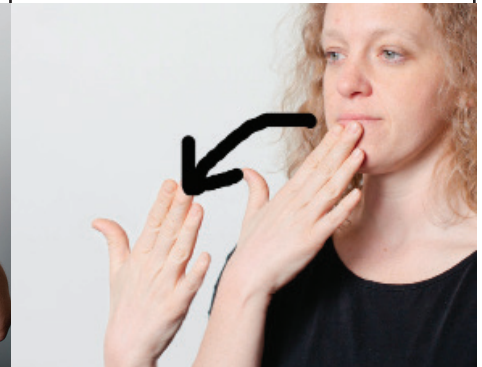
Me
Point to self with right index finger.



Rod, Staff
Fingers of right "F" hand, palm facing down, touch fingers of left "F" hand, palm facing body. Right "F" hand is then brought up and to the right, as if tracing the length of a staff.



Comfort
Rub right curved hand over back of left curved hand. Then rub left curved hand over back of right curved hand.



Goodness
Fingers of right flat hand are placed at lips, then brought forward. Some end this sign by resting the right hand in the upturned palm of the left flat hand. **Rod, Staff** Fingers of right "F" hand, palm facing down, touch fingers of left "F" hand, palm facing body. Right "F" hand is then brought up and to the right, as if tracing the length of a staff.



Days
Tap thumb of right "5" hand on forehead a few times.



Dwell
Upturned thumbs of "A" hands move upward in front of chest in unison.



Forever
Downturned right "Y" hand moves up and away from body.

The King of Love

C F G C G Am C F C F Csus⁴

1.;The_ King of love my_ shep - herd is, whose good - ness fail - eth__ nev -
 4.In__ death's dark vale I__ fear no ill, with_ Thee, dear Lord, be - side
 6.And_ so through all the_ length of days, Thy_ good - ness fail - eth__ nev -

8 C Am F C Dm G Am

er. I no - thing lack if I am His and
 me. Thy rod and staff my com - fort still, thy
 er. Good shep - herd may I sing Thy praise with -

13 Em F C G F C

He is mine for - ev - - er.
 cross be - fore to guide me.
 in Thy house for - ev - - er.

Words: Henry W. Baker, Psalm 23 Music: Traditional Irish Melody

The LORD Is My Shepherd

Eb Ab Eb
 The LORD is my she-pherd, I shall not want, He makes me lie down in green pas-tures, He leads me be-side qui-et
 6 Ab Eb Bb7 Eb
 wa-ters, He re-stores my soul. He guides me in paths of righ-teous-ness for
 11 Ab Eb Ab Eb Ab Eb Ab
 His name's sake, E-ven though I walk thru the val-ley of death, I will fear no e-vil for
 16 Eb Ab Eb Bb Eb Bb Eb Ab Eb Ab Eb
 You are with me, Your rod and Your staff they com-fort me, Sure-ly good-ness and mer-cy will fol-low me.
 21 Ab Bb Eb Ab Eb
 All of the days of my life, and I will dwell in the house of the LORD for-
 25 Bb Ab Eb Ab Eb Bb Eb
 ev-er and ev-er and ev-er. Psalm Twen-ty-three ver-ses one thru four and six.

Words: adapted from Psalm 23:1-4,6 NIV 1984 Music: Constance Dever ©2012

How Firm a Foundation

Verse 3

“When thro’ fiery trials thy pathway shall lie,
My grace, all sufficient, shall be thy supply;
The flame shall not hurt thee; I only design
Thy dross to consume, and thy gold to refine.

Verse 4

“The soul that on Jesus hath leaned for repose
I will not, I will not desert to his foes;
That soul, tho’ all hell should endeavor to shake,
I’ll never, no, never, no, never forsake!”

about this hymn:

Words: John Rippon’s Selection of Hymns Music: Joseph Funk’s Genuine Church Music

Long ago, a man named John Rippon was thinking about this Bible truth, too. He wrote the words to a hymn called “How Firm a Foundation” We’re going to learn two verses from it.

God’s people know all God has an unbreakable plan to use all things in their lives for their good. He has planned that even their “fiery trials”—the hardest things that happen to them—that God will use them all to make them like Jesus. They do not have to like the fiery trials, but they can praise God for how He will use them for their good and His glory.

How Firm a Foundation, v.3

PFI NIV Songs 8, Track 16



Fiery, Flame, Consume
 With palms facing in, wiggle fingers of both slightly curved open hands as you alternate moving the hands up and down several times. (Simulates flames of a fire)




Pathways
 Flat hands, palms facing each other, move forward and progressively closer.




Grace
 Touch lips with fingertips of both flat hands, then move hands forward until palms are facing upward.



Supply
 Both modified "Z" hands are held at chest, then brought down and forward, as if giving something to someone.



Hurt
 Index fingers are thrust towards each other several times until almost touching.



Design
 Both hands, palms facing each other, point left, then are brought across body and point right.



Dross
 Right hand, palm facing down, is placed under chin, fingers pointing left. Wiggle fingers a few times.



Gold
 Right hand (middle finger) touches right ear, then is brought down to face front, wiggling fingers at the same time.



Refine
 Pinky side of right "S" hand rests on top of thumb side of left "S" hand, palms facing in. Hands are pivoted in opposite directions several times, striking each other gently after each twist. Palm of downturned right hand slides down upturned left flat hand from wrist to fingertips.

How Firm a Foundation, v.4

PFI NIV Songs 8, Track 17



Soul
Touch the thumbs and index fingers of both "T" hands to each other, right hand above left, palms facing each other. Draw hands apart in an upward motion.




Jesus
Middle, bent finger of right "5" hand touches middle of left open palm, palms facing each other. Then middle, bent finger of left "5" hand touches middle of right open palm, palms facing each other.




Leaned
Right index finger is crossed over the top of the left index finger, palms facing down. Both hands are moved down a short distance.



Not
Thumb and index fingers of downturned right "5" hand are placed on sides of downturned "S" hand. The right hand pivots back and forth while keeping light contact with left hand.



Foes
Index fingers point and touch in front of chest, palms facing body, then are pulled sharply out to each side. Then make flat hands, palms facing each other and move them down simultaneously.



Endeavor
"A" hands, thumbs pointing up and palms towards body, are swung around and slightly down as if trying to move something out of the way.



Shake
Hold open hands in front of body, palms facing each other. Both hands are moved in and out, while wiggling fingers back and forth at the same time.



Never
Open, right hand, palm facing forward and fingers together, makes a short semi-circle out to the right, then moves straight down, similar to the shape of a question mark.



Forsake
Both flat hands point forward and to the left with palms facing down. Draw both hands back towards body, changing them into "A" hands.

All Things

All things, yes, all things,
And we know that in all things, God works for the good,
Of those who love Him, Who have been called,
Called according to His purpose.

(But why? What was God doing for His people?)

For those God foreknew,
He also predestined, He predestined,
To be conformed, to be conformed,
To the likeness of His Son.

(But why? What was God doing for Jesus?)

That He, That He might be,
The firstborn among many, many, of many, brothers,
So He might be firstborn of many brothers.
Romans Eight, twenty-eight and twenty-nine.

about this Bible verse:

Words: adapted from Romans 8:28,29 NIV 1984 Music: Constance Dever ©2011

These verses remind us that God's people are those who love Him. In His great love, He has called them to turn away from their sins and trust in Jesus for the forgiveness of their sins. This is what it means to be justified. But being justified is just the beginning of God's good, forever plans for His people. He also planned for all things in their lives—both enjoyable things and hard things—for the good purpose of making them more like Jesus. Yes, He would use all of them to prepare them for life with Him in heaven, where they would be glorified: forever freed from sin and a pure reflection of God's glory. This is God's wonderful plan for making everything in His people's lives for their good and His glory.



All
Left flat hand rests on back of right flat hand. Right flat hand is then brought up and around left hand and pivots so that back of right hand rests in left palm.

Things
Both flat hands, palms facing up, are lowered in front of chest, then moved slightly out to each side.

Know
Pat forehead with right fingers several times.



God
Right open hand, palm facing left, is held up above head level then brought down and back in a slight arc, ending with a "B" hand at the upper chest level.

Good
Fingers of right flat hand are placed at lips, then brought forward. Some end this sign by resting the right hand in the upturned palm of the left flat hand.

Love
Fists are crossed on chest, palms facing body




Called
Cupped right hand, palm facing in, is held at chin then brought forward a short distance in a slight arc.

His
Push the right flat hand forward, palm facing forward and fingers pointing up, towards person referring to, if possible.

Purpose
Fingertips of right "V" hand are placed in palm of left flat hand which palm is facing right and fingertips facing forward. Fingertips of right "V" hand are then lifted from left palm, pivoted clockwise then placed back down on left palm.



Foreknew
Right hand touches forehead then changes to a bent hand over right shoulder, fingertips pointing backward.



Predestined
Cross K hands, with right hand above the left, pinky fingers down, both hands pointing slightly outward. In this position, make a small counterclockwise.




Conformed
Curved "5" hands, palms facing body, are held near each shoulder, then brought together so that the middle fingers are linked.



Likeness
Right index finger is placed in left palm palm which is facing forward. Both hands move forward together.



Son (Jesus)
Middle, bent finger of right "5" hand touches middle of left open palm, palms facing each other. Then middle, bent finger of left "5" hand touches middle of right open palm, palms facing each other.



He
Point right index finger forward and up (for God).



Firstborn
The right "1" hand, palm facing forward finger pointing up, is pivoted from wrist until palm faces in towards body.



Many
Both "S" hands are held in front of body, palms facing out. Fingers of both hands are flicked opened simultaneously a few times.



Brothers
Thumb side of right "A" hand is held to forehead as if adjusting brim of a cap. Right hand is then brought down as an "L" hand on top of left "L" hand, with right index finger resting on top of left index finger.

How Firm a Foundation, vs.3,4

F B^b F C F B^b F Dm

1.How_ firm a foun - da - tion, ye saints of the Lord, Is_ laid for your faith in His
 2."Fear_ not, I am with thee; O be not dis-mayed, For_ I am thy God, and will
 3."When thro' fi - ery tri - als thy path - way shall lie, My grace, all su - fi - cient shall
 4."The soul that on Je - sus hath leaned for re - pose I_ will not, I will not de -

7 F C F Dm F

ex - cel - lent Word! What more can He say than to you He hath
 still give thee aid; I'll strength - en thee, help thee, and cause thee to
 be thy sup - ply; The flame shall not hurt thee; I on - ly de -
 sert to his foes; That soul, tho' all hell should en - deav - or to

12 C F B^b F Dm F C F

said, To_ you who for ref - uge to Je - sus have fled?
 stand, Up - held by My right - eous om - ni - po - tent hand.
 sign Thy_ dross to con - sume, and thy gold to re - fine.
 shake, I'll_ nev - er, no, nev - er, no, nev - er for - sake!"

Words: John Rippon's Selection of Hymns Music: Joseph Funk's Genuine Church Music

All Things

D G A D

All things, yes, all things, and we know that in all things God works for the good, of

5 G D A Bm G⁹ D A¹³ G⁶ D

those who love Him, who have been called, called ac-cord-ing to His pur - pose. But why?

10 G A G⁶ D D⁹ D

For those— God fore-knew He al - so pre-des - tined, He pre - des - tined, to

14 G D A Bm G⁹ D A¹³ G⁶ D

be con-formed to be con formed, to the like ness of His Son. So that,

19 G A D D⁹ D G D

He might be, the first-born a - mong ma ny, ma - ny, of ma - ny bro - thers,

23 A Bm G D A¹³ G⁶ D

so He might be, first - born of ma - ny bro - thers.

26 D A D

Ro - mans— Eight, twen - ty - eight and twen - ty - nine.

Words: adapted from Romans 8:28-29 NIV 1984 Music: Constance Dever ©2012

The King of Love

Verse 6

And so through all the length of days
Thy goodness faileth never.
Good shepherd may I sing Thy praise
Within Thy house forever.

about this hymn:

Words: Henry W. Baker, Psalm 23 Music: Traditional Irish Melody

Long ago, a man named Henry Baker was thinking about this Bible truth, too. He wrote the words a hymn called "The King of Love" We're going to learn a verse from it.

God's people praise God for being the King of love. They delight in having Him as their king because all that He does comes from His heart of love for them that will never end or fail. God takes care of His people like a good shepherd cares for his sheep. Sheep are very stupid and need someone to take care all of their needs or else they will die. God promises to always be with His people, taking care of them throughout their whole length of days--their whole lives. And He will go on caring for them even after they die. He will take them to live with Him in heaven forever. How wonderful that will be! No wonder God's people want to sing His praise forever! We can become God's people when we turn from our sins and trust in Jesus as our Savior.

The King of Love, v.6

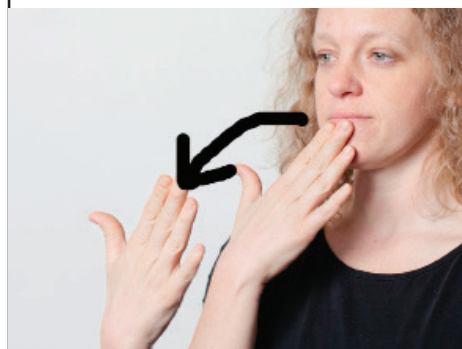
PFI NIV Songs 8, Track 19



All
Left flat hand rests on back of right flat hand. Right flat hand is then brought up and around left hand and pivots so that back of right hand rests in left palm.

Length
Rotate thumb of right "T" hand in a clockwise circle on left flat palm, fingers pointing up, palm facing out.

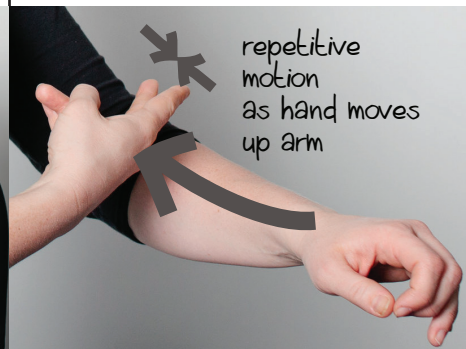
Days
Left arm, palm down, faces right with index finger extended and touching elbow of right arm, which points up with index finger extended up. Right arm is then pivoted down in an arc until it rests just above left elbow.



Goodness, Good
Fingers of right flat hand are placed at lips, then brought forward. Some end this sign by resting the right hand in the upturned palm of the left flat hand.



Never
Open, right hand, palm facing forward and fingers together, makes a short semi-circle out to the right, then moves straight down, similar to the shape of a question mark.



Shepherd
Back of right "V" hand is placed on back of left forearm. Open and close right "V" fingers as they move up left forearm.



Sing
Wave the right flat hand back and forth over left flat hand.



House
Place fingertips of right and hand at near chin moving toward the cheek with a slightly curved hand.



Forever
Downturned right "Y" hand moves up and away from body.

Who Shall Separate Us?

Who shall separate us from the love of Christ?

Who shall separate us from the love of Christ?

Shall trouble? No! Shall Hardship? No!

Persecution, famine, nakedness? No!

Danger or sword? No!

In all these things we are conquerors

Through Him who loved us.

For I am convinced that neither death nor life,

Nor anything else in all creation,

Will be able to separate us

From God's love in Christ Jesus our Lord.

Romans Eight, thirty-five, eight and nine.

about this Bible verse:

Words: adapted from Romans 8:35,38,39, NIV 1984 Music: Constance Dever ©2011

God will always love His people and be with His people. Yes, there may be some very difficult things that they face. But even the most difficult things in this life...even death itself...will NEVER separate God's people from their loving Father in heaven. He bought them through the death of His only and only Son, Jesus. They are His dear people. He sets limits on what difficulties they will have to go through here on earth. He makes sure to give them everything they need to endure them. And one day, they will leave this world and go to live with Him, face-to-face. Never, ever will anything keep them from His very presence for all of eternity.

Who Shall Separate Us?: Romans 8:35,37-39

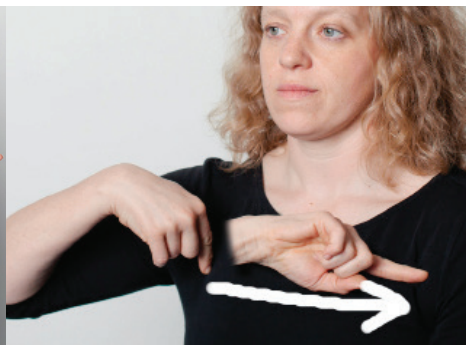
PFI NIV Songs 8, Track 20



2x's
 Right thumb touches chin. Right index finger is wiggled up and down rapidly several times while lips form "Who."



Separate
 Both "A" hands touch in front of body at the knuckles, then are thrust apart.



Us, We
 Right index finger touches right shoulder, then moves left touch left shoulder.



Love, Loved
 Fists are crossed on chest, palms facing body.



Christ
 Right "C" hand is placed at right shoulder then moved down across chest, ending at right hip.



Tribulation, Distress
 "5" hands, palms facing inward and middle fingers bend forward, alternate moving towards and away from chest several times.



Famine
 Fingertips of right "C" hand, palm facing body, is placed on upper mid chest and moved down a short distance.



Danger
 Left closed hand is held in front of body, knuckles facing right. Back of right "A" thumb is moved over the back of the left hand and up.



No
 Index and middle finger of right "N" hand are held above extended right thumb, forming an "O".

Who Shall Separate Us?: Romans 8:35,37-39, continued

PFI NIV Songs 8, Track 20



Things
Both flat hands, palms facing up, are lowered in front of chest, then moved slightly out to each side.



Conquerors
Right "S" hand is placed across left "S" hand then brought over and down a bit.



Death
Hold both flat hands in front of body with fingertips pointing forward, right flat hand palm up and left flat hand palm down. Flip both over towards the left until the right palm is face down and the left palm is face up.




Life
Upturned thumbs of "A" hands move upward in front of chest in unison.



All
Left flat hand rests on back of right flat hand. Right flat hand is then brought up and around left hand and pivots so that back of right hand rests in left palm.



Creation
Both "5" hands, palms side down, are held in front of the body then spread outward and slightly up.



God
Right open hand, palm facing left, is held up above head level then brought down and back in a slight arc, ending with a "B" hand at the upper chest level.



Jesus
Middle, bent finger of right "5" hand touches middle of left open palm, palms facing each other. Then middle, bent finger of left "5" hand touches middle of right open palm, palms facing each other.



Lord
Both "X" hands, held near sides with palms facing up, move upward and outward in circles simultaneously.

I Will Betroth You to Me

I will betroth you to me forever,
I will betroth you to me forever,
In righteousness and justice,
In love and compassion,
I will betroth you to me forever,
Hosea Two, nineteen.


about this Bible verse:

Words: Hosea 2:19, NIV 1984 Music: Constance Dever ©2011

To be betrothed to someone is to make a special promise to love someone always. Men and women in Bible times used to betroth themselves to each other when they were going to get married. This was kind of like getting engaged (like men and women do today), but an even bigger promise than that. God betrothes Himself to His people. That means that He promises to love them always with a love that cannot be broken. He will love them and care for them, even more than a man and a woman love each other when they get married. And this love will never, ever end. And what will that love be like? It will be righteous and just--that means He will always do the right thing. He will never do anything evil or treat them badly. It will be full of selfless love and full of mercy. He will treat them with such tenderness and kindness. The Bible tells us that at the end of time, all of God's people will live with God forever. It tells us that Jesus will be like the bridegroom who greets his bride on his wedding day with great joy and begins his life with the one he loves. There will never be anything better than this life with God!

I Will Betroth You to Me: Hosea 2:19

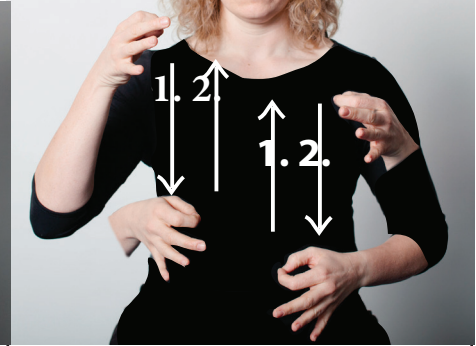
PFI NIV Songs 8, Track 21



I, Me
Point to self with right index finger.

Betroth
Touch lips with right index finger; then move flat right hand down and slap it against the thumb and index finger side of the closed left hand.

You
Point right index finger forward.



Forever
Downturned right "Y" hand moves up and away from body.

Righteousness
Right "H" hand, palm facing left, slides from heel to fingertips of left flat hand, palm up, changing into a flat hand as it moves down left palm.

Justice
Both "F" hands are held at side, fingers pointing forward. They alternate moving up and down a few times.



Love
Fists are crossed on chest, palms facing body.

Compassion
Right flat hand, palm facing body, starts over heart, then circles around the left flat hand, also palm facing body, which is held a short distance from chest.

The King of Love, v.6

C F G C G Am C F C F Csus⁴

1.;The_ King of love my_ shep - herd is, whose good - ness fail - eth_ nev -
 4.In_ death's dark vale I_ fear no ill, with_ Thee, dear Lord, be - side
 6.And_ so through all the_ length of days, Thy_ good - ness fail - eth_ nev -

8 C Am F C Dm G Am

er. I no - thing lack if I am His and
 me. Thy rod and staff my com - fort still, thy
 er. Good shep - herd may I sing Thy praise with -

13 Em F C G F C

He is mine for - ev - - er.
 cross be - fore to guide me.
 in Thy house for - ev - - er.

Words: Henry W. Baker, Psalm 23 Music: Traditional Irish Melody

Who Shall Separate Us?

Who shall se - par - ate us from the love of Christ? (no one!) Who shall se - par -

ate us from the love of Christ? (no one!) Shall trou - ble? No! Shall hard - ship? No!

Per - se - cu - tion, fa - mine, na - ked - ness No! Dan - ger or sword? No! In all these

things we are more than con - quer - ors, thru Him who loved us. For I am con -

vinced that nei - ther death nor life, nor a - ny - thing else in all cre - a - tion will be a - ble to

se - pa - rate us from God's love in Christ Je - sus our

Lord. Ro - mans Eight, thir - ty - five, eight and nine.

Words: adapted from Romans 8:35,38-39 NIV 1984 Music: Constance Dever ©2012

I Will Betroth You to Me

The musical score is written in 3/4 time with a key signature of two flats (Bb and Eb). It consists of four staves of music. The lyrics are: "I will be-troth you to me for-ev-er, I will be-troth you to me for-ev-er, in right-eous-ness and jus-tice, in love and com-pas-sion. I will be troth you to me for-ev-er. Ho-se-a Two, nine-teen." The chords are: Eb, Bb, Gm, Eb, Bb, Eb (Staff 1); Bb, F, Gm, Bb, Eb (Staff 2); Gsus4, Eb, Eb, Bb, F (Staff 3); Bb, F, Bb (Staff 4).

Words: adapted from Hosea 2:19 NIV 1984 Music: Constance Dever ©2012

