



**Unit 8 ESV Songbook  
The God Who Loves**

Constance Dever ©2015



Curriculum for preschool and elementary age children,  
training tools, music and other resources  
are available for download or to order at:  
[www.praisefactory.org](http://www.praisefactory.org)

© 2015 Praise Factory Media all rights reserved. May be reproduced by licensed user for classroom purposes only.

This and many other resources are available online at [www.praisefactory.org](http://www.praisefactory.org)

Scripture quotations marked (NIV) are taken from the Holy Bible, New International Version®, NIV®, Copyright © 1973, 1978, 1984 by Biblica, Inc.™ Used by permission of Zondervan. All rights reserved worldwide.[www.zondervan.com](http://www.zondervan.com)

Scripture quotations marked (ESV) are from The Holy Bible, English Standard Version® (ESV®), copyright © 2001 by Crossway, a publishing ministry of Good News Publishers. Used by permission. All rights reserved.

Scripture quotations marked HCSB are taken from the Holman Christian Standard Bible®, Copyright © 1999, 2000, 2002, 2003, 2009 by Holman Bible Publishers. Used by permission. Holman Christian Standard Bible®, Holman CSB®, and HCSB® are federally registered trademarks of Holman Bible Publishers.

## The Psalm Behind the Name

### Psalm 100

(v.1) Make a joyful noise to the Lord, all the earth!

(v.2) Serve the Lord with gladness!

Come into His presence with singing!

(v.3) Know that the LORD, He is God!

It is He who made us, and we are His;

We are His people, and the sheep of His pasture.

(v.4) Enter His gates with thanksgiving,

And His courts with praise!

Give thanks to Him; bless His name!

(v.5) For the Lord is good;

His steadfast love endures forever,

And His faithfulness to all generations.

May this curriculum help you to be manufacturers of noisy joy unto the Lord (v.1).  
To sing (v.2), to know (v.3), and to worship Him with thanksgiving and praise (v.4),  
that the witness of His great faithfulness might continue through all generations (v.5).

The Lord is amazing! He's not like anyone else!

Constance Dever

January 27, 2015





# Table of Contents

<b>The PFI Companion Resources</b>	7
<b>About the PFI Songbooks</b>	7
<b>Other Praise Factory Resources</b>	8
<b>PFI ESV Songs 8 Track Numbers</b>	9
<b><u>OPENING MUSIC--Used every session</u></b> <i>(Lyrics and Lead Sheets for each)</i>	12
PFI Theme Song	
WoGoLOA Song	
Big Q & A 8 Song	
Big Question 8 Song: What Is God's Love for His People Like?	
Unit 8 Bible Verse: 1 Chronicles 16:34, ESV Give Thanks	
Unit 8 Extra Bible Verse Song: The Steadfast Love of the LORD Lamentations 3:22,23 ESV	
<b><u>RESOURCES FOR EACH BIBLE TRUTH</u></b> <i>(Lyrics, Sign Language and Lead Sheets for each)</i>	
<b>Unit 8: BIBLE TRUTH 1 RESOURCES</b>	28
Bible Truth: God Blesses All People with Many Good Gifts	
Hymn: Be Thou My Vision, v.3	
Bible Verse: The LORD Is Good to All Psalm 145:9,13,15-16, ESV	
<b>Unit 8: BIBLE TRUTH 2 RESOURCES</b>	34
Bible Truth: God Loved His People Before They Loved Him	
Hymn: Oh, How I Love Jesus, v.1	
Bible Verse: For He Chose Us Ephesians 1:4-5, HCSB	
<b>Unit 8: BIBLE TRUTH 3 RESOURCES</b>	41
Bible Truth: God Showed the Depths of His Love By Giving His Son Jesus to Save His People	
Hymn: To God Be the Glory, v.1	
Extra Song: God's One, Big Plan	
Bible Verse: This Is Love 1 John 4:10, ESV	
<b>Unit 8: BIBLE TRUTH 4 RESOURCES</b>	52
Bible Truth: God Loves His People by Caring for Their Needs	
Hymn: The King of Love, vs.1,4	
Bible Verse: The LORD Is My Shepherd Psalm 23:1-6, ESV	
Extra Bible Verse Song: If God Is for Us Romans 8:31-32,35,38-39, ESV	
Extra Bible Verse Song: Who Shall Separate Us? Romans 8:35,37-39, ESV	
<b>Unit 8: BIBLE TRUTH 5 RESOURCES</b>	69
Bible Truth: God Uses Everything in His People's Lives for Their Good and His Glory	
Hymn: How Firm a Foundation, vs.3,4	
Bible Verse: For We Know Romans 8:28-29, ESV	
Extra Bible Verse Song: All Things (Version 2) Romans 8:31-32,35,38-39, ESV	

**Unit 8: BIBLE TRUTH 6 RESOURCES**

Bible Truth: God Will Never Stop Loving His People

Hymn: The King of Love, v.6

Bible Verse: If God Is for Us Romans 8:31-32,35,38-39, ESV

Extra Bible Verse Song: Who Shall Separate Us? Romans 8:35,37-39, ESV

Extra Bible Verse Song: I Will Betroth You to Me Hosea 2:19, ESV

Extra Bible Verse Song: Even to Your Old Age Isaiah 46:4,9,11 ESV

## The PFI Companion Resources

While all the PFI resources are available for download at [praisefactory.org](http://praisefactory.org), many of the resources are available for purchase as hard copies, too.

There are three companion resources for each of the sixteen PFI units:

### **PFI Unit Core Curriculum Book (ESV/NIV) --offered for each unit**

The PFI Core Curriculum books contain the curriculum introduction, lesson plan, stories and activities for each Bible Truth in a unit. There are three stories per Bible Truth: an Old Testament, New Testament and church history/missions story. All three reinforce the same Bible truth concept, but from a different perspective. Each story has its own set of eleven response activities.

### **➔ PFI Unit Songbook (ESV/NIV) --offered for each unit**

The PFI Unit Songbooks provide lead sheets and sign language for every song used in a unit. The audio music is available for download online at [www.praisefactory.org](http://www.praisefactory.org).

### **PFI Unit Prontos (ESV/NIV) --offered for each unit**

The PFI Prontos books provide all of the unit's take home sheets. They are offered separately from the rest of the curriculum because they are usually photo-copied. These take-home sheets include the key concepts, lyrics to the songs, the session story, some review questions, a prayer and an activity sheet.

All of these materials may be photocopied for non-commercial church, classroom or school use by licensed users.

## About the PFI Songbooks

Music is a very powerful way to place truths in the heart for a lifetime.

For this reason, every Big Question and all the Bible verses are set to music. These songs are also available for download. What makes this music different is that it is directly related to each lesson. Your kids are listening to what you are teaching in class and through the power of music, are far more likely to retain it.

The curriculum is available in

- NIV 1984 (the Bible version used for the 1st edition of the curriculum) and
- a (largely) ESV version

### **Bible Truth Hymn:**

One or more verses of a hymn are included with every Bible truth. The lyrics, a short explanation about the hymn, lead sheet music and sign language are all found in this book. The PFI Core Curriculum provides more resources for use with the hymn, including in-depth discussion questions about the hymn and how it ties in with the Bible truth and the stories. Song games that can be used with the sign language are included in the back of this songbook. The audio for every hymn is found online for download.

### **Bible Truth Bible Verse:**

Each Bible Truth has a Bible verse that is central to the concept. This verse has been set to music to help the children remember it. As with the Bible Truth hymn, the lyrics, a short explanation about the Bible verse, lead sheet music and sign language for this verse are all found in this book. And, the PFI Core Curriculum provides more resources for use with the Bible verse song, including in-depth discussion/questions about the verse and how it ties in with the Bible truth and the stories. Song games that can be used with the sign language are included in the back of this songbook. The audio for every song is found online for download.

## Extra Songs

Sometimes an extra hymn or Bible verse song/s are included in the music for a particular Bible Truth. Sometimes it is another version of music for the same song which might better suit older/younger children. Many times it is a completely different verse that relates well to the Bible Truth. This is especially true of the ESV version. For these songs, the lyrics, a short explanation about the Bible verse, lead sheet music and sign language for this verse are all found in this book. There are no additional discussion questions in the PFI Core Curriculum related to these songs. The audio for these songs are found online for download.

## Other Praise Factory Resources

PFI: Praise Factory Investigators is the third in a family of three, inter-related curriculums:

- Hide 'n' Seek Kids (focus group: ages 2-4; adaptable range: ages 2-pre-K 5's)
- Deep Down Detectives (focus group: ages 4--6's; adaptable range: ages 3-2nd grade)
- PFI: (focus group: grades K-5th grade; adaptable range: pre-K 5's-6th grade)

Each curriculum teaches the same biblical themes, but present them in greater depth as the children grow and develop. Together, the curriculums work like an expanding spiral of truth that returns to reinforce the same truths with each curriculum, while leading the children to deeper understanding with each step up.

Learn more about these curriculums as well as other resources and ideas for reaching children with the gospel at: [www.praisefactory.org](http://www.praisefactory.org).

---

## PFI ESV SONGS 8 TRACK NUMBERS

---

This is a listing of all songs mentioned in the unit curriculum. You may or may not choose to use all of the songs. They are listed in easy-reference order--NOT in the order used in the curriculum.

You may choose to simply burn a CD/load them onto an mp3 device in this order. Or, you may want to do what we do: choose the songs we want to use and create a playlist of them in that order. Then, we burn a CD/upload the playlist onto an mp3 device. A teacher only has to click forward to the next song, instead of hunting for the right track. The track number have been included as part of the title of each song, teachers will still have a reference to the track number listed in the curriculum (same as those listed below), even if you change the order on your customized playlist.

- 1 PFI Theme Song
- 2 WoGoLOA Rules Song

### **UNIT 8: THE GOD WHO LOVES**

- 3 Big Q & A 8 Song
- 4 Big Question 8 Song (PFI CD)
- 5 Unit 8 Bible Verse: Oh, Give Thanks 1 Chronicles 16:34, ESV
- 6 *Extra Unit Bible Verse Song: The Steadfast Love of the LORD Lamentations 3:22-24, ESV*

#### **Why the Extra Songs?**

PFI is a curriculum used by a wide age-span of kids. Sometimes one of the other songs is a better fit for your kids. Or, you may simply want to teach them more songs on the same Bible Truth. Use as many or as few as you want.

### **Bible Truth 1: God Blesses All People with Many Good Gifts**

- 7 Hymn: Be Thou My Vision, v.3
- 8 Bible Verse: The LORD Is Good to All Psalm 145:9,13,15-16, ESV

### **Bible Truth 2: God Loved His People Before They Loved Him**

- 9 Hymn: Oh, How I Love Jesus, v.1
- 10 Bible Verse: For He Chose Us Ephesians 1:4-5, HCSB

### **Bible Truth 3: God Showed the Depths of His Love By Giving His Son Jesus to Save His People**

- 11 Hymn: To God Be the Glory, v.1
- 12 *Extra Song: God's One Big Plan*
- 13 Bible Verse: This Is Love 1 John 4:10, ESV

### **Bible Truth 4: God Loves His People by Caring for Their Needs**

- 14 Hymn: The King of Love, v.1
- 15 Hymn: The King of Love, v.4
- 16 Bible Verse: The LORD Is My Shepherd Psalm 23:1-6, ESV
- 17 *Extra Bible Verse: If God Is for Us Romans 8:31-32,35,38-39, ESV*
- 18 *Extra Bible Verse: Who Shall Separate Us? Romans 8:35,37-39, ESV*

### **Bible Truth 5: God Uses Everything in His People's Lives for Their Good and His Glory**

- 19 Hymn: How Firm a Foundation v.3
- 20 Hymn: How Firm a Foundation, v.4
- 21 Bible Verse: For We Know Romans 8:28-29, ESV
- 22 *Extra Bible Verse: All Things (Version 2) Romans 8:31-32,35,38-39, ESV*

### **Bible Truth 6: God Will Never Stop Loving His People**

- 23 Hymn: The King of Love, v.6
- 24 Bible Verse: If God Is for Us Romans 8:31-32,35,38-39, ESV
- 25 *Extra Bible Verse: Who Shall Separate Us? Romans 8:35,37-39, ESV*
- 26 *Extra Bible Verse: I Will Betroth You to Me Hosea 2:19, ESV*
- 27 *Extra Bible Verse: Even to Your Old Age Isaiah 46:4,9,11 ESV*





**Unit 8 Opening Music**  
**songs used every session**  
*lyrics and lead sheets*

## **PFI Theme Song**

PFI ESV Songs 8, Track 1

We're PFI: Praise Factory Investigators,  
Diggin' deep down for truths in God's Word,  
That's PFI: Praise Factory Investigators,  
Diggin' deep down for truths in God's Word,  
We're looking for answers to very big questions,  
Big questions about God,  
If you're looking for answers to very big questions 'bout  
God, come along...

Join PFI: Praise Factory Investigators,  
Diggin' deep down for truths in God's Word,  
That's PFI: Praise Factory Investigators,  
Diggin' deep down for truths in God's Word.  
Deep down, diggin' down, Let's go diggin' down,  
Deep down, diggin' down,  
'Til answers to all our Big Questions we've found.

We're PFI: Praise Factory Investigators,  
Diggin' deep down for truths in God's Word,  
That's PFI: Praise Factory Investigators,  
Diggin' deep down for truths in God's Word.



## WoGoLOA Rules Song

PFI ESV Songs 8, Track 2

Refrain:

WoGoLOA means "Worship God  
and love one another,"

WoGoLOA means "Worship God  
and love one another."

WoGo means "Worship God."

Sound off, 1,2,3,

Joyfully take part,

Listen to others,

Obey your teachers. (*Refrain*)

LOA means "Love One Another."

Sound off, 1,2,3,

Be kind,

Be encouraging,

Help others, help others. (*Refrain twice*)

## **Big Q & A 8 Song**

PFI ESV Songs 8, Track 3

What is God's love for His people like?  
More than they could ever deserve!  
What is God's love for His people like?  
What is God's love for His people like?  
What is God's love for His people like?  
More than they could ever deserve!

Words: Constance Dever Music: Adapted Nursery Rhyme ©2012

## **Unit 8 Bible Verse Song:**

### **O Give Thanks**

PFI ESV Songs 8, Track 5

O give thanks to the LORD, O give thanks,  
O give thanks to the LORD, O give thanks,  
For He is good,  
And His steadfast love endures forever. (*repeat*)

Forever and ever and ever and ever,  
Forever and ever and ever and ever.  
First Chronicles Chapter Sixteen, verse thirty-four.

Words: adapted from 1 Chronicles 16:34, ESV Music: Constance Dever ©2012

## **Unit 8 Extra Bible Verse Song: The Steadfast Love of the LORD**

PFI ESV Songs 8, Track 6

The steadfast love of the LORD never ceases, never ceases,  
His mercies never come to an end,  
They never come to an end,  
They are new, new every morning;  
New, new every morning, new,  
Great is your faithfulness,  
Great is your faithfulness.

“The LORD is my portion,” says my soul,  
“Therefore I will hope in him.”  
“The LORD is my portion,” says my soul,  
“Therefore I will hope in him.”

The steadfast love of the LORD never ceases, never ceases,  
His mercies never come to an end,  
They never come to an end,  
They are new, new every morning;  
New, they’re new every morning, new,  
Great is your faithfulness,  
Great is your faithfulness.  
Lamentations Chapter Three,  
Twenty-two through twenty-four

Words: adapted from Lamentation 3: 22-24 ESV    Music: Constance Dever ©2015

## Big Question 8 Song:

### What Is God's Love for His People Like?

PFI ESV Songs 8, Track 4

Words and Music: Constance Dever ©2012

What is God's love for His people like?  
What is God's love for His people like?  
What is God's love for His people like?  
It's more than they could ever deserve.

#### Verse 1

God loves His people from all places,  
from all times, with ev'ry kind of faces.  
God loves His people from ev'ry nation,  
And He loves them all through Jesus Christ

#### *Refrain*

God's love for His people  
Is more than they could ever deserve.  
God's love for His people  
Is more than they could ever deserve.

#### Verse 2

God loved His people before the beginning,  
Even before they were repenting and believing,  
God loved His people from ev'ry nation,  
And He loved them all through Jesus Christ. *Refrain*

#### Verse 3

God loved His people, He sent Jesus,  
To save them, so forever they would be His,  
God loves His people from ev'ry nation,  
And He always will through Jesus Christ. *Refrain*

# PFI Theme Song

PFI ESV Songs 8, Track 1

Cm Cm(#5) Cm<sup>6</sup> Cm(#5) Cm Cm(#5)

4 Cm<sup>6</sup> Cm(#5) Cm Cm(#5) Cm<sup>6</sup> Cm(#5)

We're P F I, Praise Fac - try In-ves - ti - ga - tors,

7 Cm Cm(#5) Cm<sup>6</sup> Cm(#5) Cm Cm(#5)

Dig-ging deep down for truths in God's Word, That's P F I, Praise Fac-

10 Cm<sup>6</sup> Cm(#5) Cm G<sup>7</sup> Cm

- try In-ves - ti - ga - tors, Dig-ging deep down for truths in God's Word, We're

13 Cm(#5) Cm<sup>6</sup> Cm(#5) Cm Cm(#5) Cm<sup>6</sup> Cm(#5) G<sup>7</sup> Cm Cm

look-ing for an swers, to ve-ry big ques tions, Big ques-tions 'bout God, If you're

17 Cm(#5) Cm<sup>6</sup> Cm(#5) Cm Cm(#5) Cm<sup>6</sup> Cm(#5) G<sup>7</sup> Cm Cm

look-ing for an swers, to ve-ry big ques tions,'bout God, come a- long, Join

21 Cm Cm(#5) Cm<sup>6</sup> Cm(#5) Cm Cm(#5)

P F I, Praise Fac - try In-ves - ti - ga - tors, Dig-ging deep down for

24 Cm<sup>6</sup> Cm(#5) Cm Cm(#5) Cm<sup>6</sup> Cm(#5) Cm

truths in God's Word, That's P F I, Praise Fac - try In-ves ti-ga-tors, Dig-ging deep down for

28 G<sup>7</sup> Cm B<sup>b</sup> Cm Gm

truths in God's Word. Deep, - down, dig - gin' down, Let's go dig - gin' down,

32 Cm B<sup>b</sup> Cm G<sup>7</sup>

Deep, - deep, dig - gin' down, 'Til an-swes to all our Big

36 Cm Cm(#5) Cm6 Cm(#5) Cm Cm(#5) 3

Ques-tions we've found...

40 Cm6 Cm(#5) Cm Cm(#5) Cm6 Cm(#5) Cm Cm(#5)

We're P F I, Praise Fac - try\_ In-ves ti-ga-tors, Dig-ging deep down\_ for

44 Cm6 Cm(#5) Cm Cm(#5)

truths in God's Word, That's P F I, Praise Fac -

46 Cm6 Cm(#5) Cm ritard G7 Cm

- try\_ In-ves ti-ga-tors, Dig-ging deep down\_ for truths in God's Word.

# WoGoLOA Rules Chant

PFI ESV Songs 8, Track 2

*Kids! This is our rules song. It reminds us of things we can do that help us all to worship God and love one another during our time together in Praise Factory!*

1 C F C  
\* sung by Groups A & B

Wo-Go-LO - A means wor-ship God and love one a - noth - er.\_\_\_\_\_ Wo-Go-LO - A means

6 F C G C \* spoken (not sung) back and forth between Groups A & B

wor-ship God and love one a - noth - er.\_\_\_\_\_ Wo-Go means, "Wor-ship God!" Sound off...

12

1 - 2 - 3! Joy-ful - ly...take part! Lis- ten... to oth - ers!\_ O- bey...your tea- chers!

19 C F C  
\* sung by Groups A & B

Wo-Go-LO - A means wor-ship God and love one a - noth - er.\_\_\_\_\_ Wo-Go-LO - A means

24 F C G C \* spoken (not sung) back and forth between Groups A & B

wor-ship God and love one a - noth - er.\_\_\_\_\_ LO-A means, "Love one a noth er" Sound off!

30

1 - 2 - 3! Be... kind! Be en... cour-ag - ing! Help... oth - ers!

37 C F C  
\* sung by Groups A & B

Wo - Go-LO - A means wor - ship God and love one a - noth - er.\_\_\_\_\_

41 F C G C

Wo - Go-LO - A means wor - ship God and love one a - noth - er.\_\_\_\_\_

Words and Music: Constance Dever ©2012



# Big Q & A 8 Song

PFI ESV Songs 8, Track 3

C F C F C G C

What is God's love for His peo - ple like? More than they could ev - er de - serve!

5 F C G C F C G

What is God's love for His peo - ple like? More than they could ev - er de - serve!

9 C F C F C G C

What is God's love for His peo - ple like? More than they could ev - er de - serve!

Words: Constance Dever Music: Adapted Nursery Rhyme ©2012

# 1 Chronicles 16:34: Give Thanks

PFI ESV Songs 8, Track 5

## Unit 8 Bible Verse

A Amaj9 E13(sus4)/A A D Dmaj7 A Amaj9

O give thanks to the Lord, O give thanks! O give thanks to the

6 E13(sus4)/A A D D(add9) A A(add9) A6 D(add9) D6 Dmaj7 D

Lord, O give thanks! For\_ he is good,\_\_\_ and his stead fast love,\_\_\_ en -

13 Dmaj7 D 1. E E6 E 2. E E(add4) D Dmaj7 D Bm Bm(add9)

dures\_\_\_\_\_ for - ev-er. O give For - ev - er, and ev - er, and

20 D Dmaj7 D E(add4) E E(add4) D Dmaj7 D Bm Bm(add9) D D(add9) B13(sus4)/E

ev - er and ev-er. For - ev - er, and ev - er, and ev - er, and ev-er.\_\_\_\_\_

26 E E(add9) A A(add9) A A6 D(add9) D6

\_\_\_ First\_\_\_\_\_ Chron - i - cles,\_\_\_ Chap - ter Six - teen,\_\_\_

30 Dmaj7 Dmaj7 D6 A6 A6%

\_\_\_ verse thir - ty - four.\_\_\_\_\_

Words: adapted from 1 Chronicles 16:34 ESV Music: Constance Dever ©2016

# Big Question 8 Song

PFI ESV Songs 8, Track 4

D G D D G A

What is God's love\_ for His peo - ple like? What is God's love\_ for His peo - ple like?

5 D G D A D

What is God's love for His peo-ple like? It's more than they could ev - er de - serve! God

9 G D A D A

loves His peo ple from all pla ces, from all times, with ev' - ry kind of fa - ces, God

13 D G D A D

loves His peo ple from ev' ry na - tion, and He loves them all thru Je - sus Christ.\_\_\_\_

17 G D G D G

God's love for His peo ple, is more than they could ev - er de - serve!\_\_\_\_ God's love

22 D A D


for His peo - ple, is more than they could ev - er de - serve!\_\_\_\_ God\_


25 D G D A


\_\_\_\_ loved His peo ple be - fore the be gin - ning, e - ven be - fore they were re -

28 D A D G D

pent - ing and be - liev - ing God loved His peo ple from ev' - ry na - tion, and He

31 A D G D  

 loved them all thru Je - sus Christ.\_\_\_\_ God's love for His peo ple, is

35 G D G D  

 more than they could ev - er de-serve!\_\_\_\_ God's love for His peo - ple, is


39 A D D G D  

 more than they could ev - er de-serve!\_\_\_\_ God\_\_\_\_ loved His peo ple He sent Je sus, to


43 A D A D G D  

 save them, so for - ev - er they would be His, God loves His peo ple from ev' - ry na - tion and He

47 A D G D  

 al - ways will through Je - sus Christ.\_\_\_\_ God's love for His peo ple, is

51 G D G  

 more than they could ev - er de - serve!\_\_\_\_ God's love

54 D A D  

 for His peo - ple, is more than they could ev - er de - serve!\_\_\_\_

# Lamentations 3:22-24: The Steadfast Love of the LORD

## Unit 8 Extra Bible Verse

PFI ESV Songs 8, Track 6

E<sub>b</sub> D<sub>b</sub>(#11) D<sub>b</sub>(#11) A<sub>b</sub><sup>6</sup>/C C<sub>b</sub>#11C<sub>b</sub> C<sub>b</sub>(#11) E<sub>b</sub>

The stead - fast love of the Lord ne - ver cea - ses, ne - ver cea - ses, His mer - cies ne ver

6 D<sub>b</sub>(#11) D<sub>b</sub>(#11) A<sub>b</sub><sup>6</sup>/C C<sub>b</sub>(#11) C<sub>b</sub>maj7 E<sub>b</sub> D<sub>b</sub>(#11) C<sub>m</sub>

come to an end, they ne - ver come to an end, they are new, new ev' ry mor - ning, New,

12 A<sub>b</sub>maj7/C C<sub>m</sub> E<sub>b</sub> C<sub>b</sub>(b5) E<sub>b</sub> C<sub>b</sub><sup>5</sup> E<sub>b</sub>

new ev' ry mor ning, new. Great is your faith ful - ness. Great is your faith - ful - ness. "The

18 A<sub>b</sub>/C C<sub>b</sub>(#11) E<sub>b</sub> C<sub>m</sub><sup>7</sup> E<sub>b</sub> A<sub>b</sub>/C

Lord is my por - tion," says my soul, "There - fore I will hope in Him." "The Lord is my por - tion,"

23 C<sub>b</sub>(#11) E<sub>b</sub> C<sub>b</sub> C<sub>b</sub>maj7(b5) 1. B<sub>b</sub>

says my soul, "There - fore I will hope in Him." The

27 2. E<sub>b</sub> D<sub>b</sub>(#11) D<sub>b</sub>(#11) C<sub>m</sub><sup>9</sup>(add4) C<sub>b</sub>(#11) E<sub>b</sub>

La - men - ta - tions Chap - ter Three, verse twen - ty - two through twen - ty - four.





# Unit 8 Bible Truth Music

songs for each Bible Truth

*lyrics and sign language, followed by lead sheets*

## Be Thou My Vision

### Verse 3

Riches I heed not, or man's empty praise,  
Thou mine inheritance, now and always;  
Thou and Thou only, first in my heart,  
High King of heaven, my treasure Thou art.

about this hymn:      Words: Ancient Irish; tr. Mary E. Byrne; versified, Eleanor H. Hull    Music: Traditional Irish Melody; harm. David Evans

Long ago, a woman named Mary Byrne was thinking about this Bible truth, too. She wrote the words to a hymn called "Be Thou My Vision" We're going to learn a verse from it.

Riches are a good gift from God. We use them to buy many good things that we enjoy. When people praise us for good/important things we do, that is a good gift from God, too. We all like to be encouraged and valued. These are good gifts, but they are not the best gift. The best gift we can have is when we become one of God's people and God, Himself, is our treasure and inheritance. That makes riches and people's praise worth almost nothing ("empty") in comparison.



**Be Thou My Vision, v.3**

**PFI ESV Songs 8, Track 7**



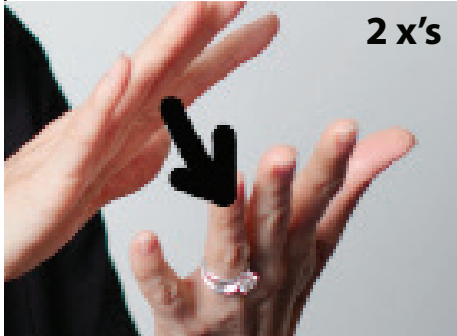
**Riches**  
Fingertips of right curved open hand rest on palm of upturned left flat hand, then raised up.



**Heed**  
Right hand taps back of left hand a few times.



**Man's (People)**  
"P" hands, held side by side, make alternating forward circles.



**Praise**  
Clap the right hand on top of the left hand several times.



**Thou**  
Right open hand moves up a short ways from shoulder height.



**Inheritance**  
Both modified "Z" hands are held at chest, then brought down and forward, as if giving something to someone.



**Always**  
Right index finger makes several counter-clockwise circles as it points upward and forward.



**Heart**  
Middle fingers are used to traced out the shape of a heart on upper left chest.



**King**  
Right "K" hand, palm facing left. touches left shoulder, then is brought down to touch right hip.


## The LORD Is Good to All

The LORD is good to all,  
His mercy's over all He's made.  
The LORD is faithful in all His words,  
And kind in all His works.  
The LORD is good to all,  
His mercy's over all He's made.  
The LORD is faithful in all His words,  
And kind in all His works.  
The eyes of all look to You,  
The eyes of all look to You,  
You open Your hand,  
You satisfy the desire.  
Of ev'ry living thing.  
Psalm One-forty-five, nine through sixteen.

about this Bible verse:

Words: adapted from Psalm 145:9,13,15-16 ESV Music: Constance Dever ©2012

The LORD is our creator. He made us and provides for us all. Out of His goodness, love and kindness, the LORD pours out blessings of many good things on all people as well as everything else He has made.



**Lord**  
Thumb of right "L" hand, palm facing left. touches left shoulder, then is brought down to touch right hip.



**Good**  
Fingers of right flat hand are placed at lips, then brought forward. Some end this sign by resting the right hand in the upturned palm of the left flat hand.



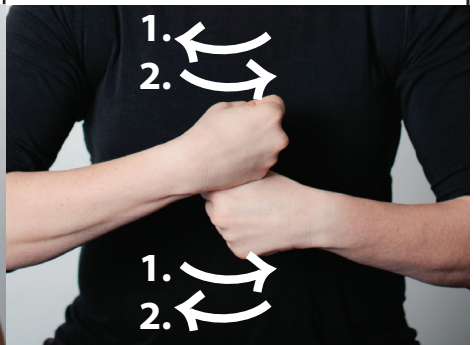
**All**  
Fingers of right open hand are placed on the upturned left palm. Then close the right fingers as hand moves up to forehead, placing fingertips on forehead.



**Mercy, Kind**  
Right flat hand, palm facing body, starts over heart, then circles around the left flat hand, also palm facing body, which is held a short distance from chest.



**Over**  
Make a counterclockwise circle with right flat palm over left flat hand.




**Made, Works**  
Pinky side of right "S" hand rests on top of thumb side of left "S" hand, palms facing in. Hands are pivoted in opposite directions several times, striking each other gently after each twist.



**Faithful**  
Right index finger touches forehead. Then, right "F" hand, palm facing in, hits left "F" hand, palm facing in, in a down-up-down motion, ending with right thumb-index finger resting on left thumb-index finger.



**Word**  
Tips of right index finger and thumb are held about an inch apart as they are brought to touch index finger of extended left index finger.



**Eyes**  
Right index finger points to right eye.





**Look**  
Move both "V" hands forward and back a few times.



**You (God)**  
Right open hand moves up a short ways from shoulder height.



**Open**  
"B" hands are held in front of body, palms facing down and index finger sides touching. Both hands are brought up and out to each side, pivoting the palms to face up.



**Hand**  
Hold up right hand, palm facing out, fingers pointing up.



**Satisfy**  
Both "B" hands are placed against the chest, palms down and with right hand above left hand. Move both down simultaneously a few inches.



**Desire**  
Both upturned "5" hands are held side by side in front of chest. Bring both hands in, drawing in the fingers slightly to a grasping position.



**Every**  
Left "A" hand is held in front of the body, palm facing right. Thumb and knuckles of right "A" hand are slide down thumb of left hand several times.



**Living**  
Upturned thumbs of "A" hands move upward in front of chest in unison.



**Thing**  
Both flat hands, palms facing up, are lowered in front of chest, then moved slightly out to each side.

**Be Thou My Vision, v.3**

D                  Em                  Bm          A          D          A                                  Bm          A          D          A

1. Be Thou my vi - sion, O Lord of my heart; Naught be all else to me save that Thou art;  
 2. Be Thou my wis - dom, and Thou my true word; I ev - er with Thee and Thou with me, Lord.  
 3. Rich - es I heed not, or man's em - pty praise, Thou my in - her - i - tance, now and al - ways,

9                  G                                  A          D          A<sup>7</sup>          Bm          A

Thou my best thought, by day or by night,  
 Thou my great Fa - ther, I Thy true son,  
 Thou and Thou on - ly, first in my heart,

13                  Bm                  A                  B                  D                          Em          Bm          Em<sup>7</sup>          D

Wak - ing or sleep - ing, Thy pres - ence my light.  
 Thou in me dwell - ing, and I with Thee one.  
 High King of heav - en, my trea - sure Thou art.

Words: Ancient Irish; tr. Mary E. Byrne    Music: Traditional Irish Melody; harm. David Evans

### The LORD Is Good to All

The musical score is written for a single melodic line in treble clef, 3/4 time, with a key signature of one sharp (F#). The lyrics are printed below the notes, with chord symbols (G, Em, C, D, Bm, Am, D6, G) placed above the staff to indicate accompaniment. The score is divided into six systems, each starting with a measure number (6, 12, 18, 24, 30). The lyrics are: 'The LORD is good to all, His mer-cy's o-ver all He's made, The LORD is faith-ful in all His words, and kind in all His works, The LORD is good to all, His mer-cy's o-ver all He's made, The LORD is faith-ful in all His words, and kind in all His works. The eyes of all look to You, The eyes of all look to You, You o-pen your hand, You sat-is-sy the de-sire of ev-ry liv-ing thing. Psalm One-for-ty-five, nine through six-teen.'

Words: adapted from Psalm 145:9,13,15-16 ESV Music: Constance Dever ©2012

## Oh, How I Love Jesus

### Verse 1

There is a name I love to hear,  
I love to sing its worth;  
It sounds as music in my ear,  
The sweetest name on earth.

Oh, how I love Jesus,  
Oh, how I love Jesus,  
Oh, how I love Jesus,  
Because He first loved me.

about this hymn:

Words: Frederick Whitfield Music: Traditional American Melody

Long ago, a man named Frederick Whitfield was thinking about this Bible truth, too. He wrote the words to a hymn called "Oh, How I Love Jesus" We're going to learn a verse from it.

Through Jesus, God loved His people before they loved Him. He loved them while they were still sinners. He loved them even before the creation of the world. This makes God's people so happy! They know that their sinful hearts would never choose God if He had loved them and chose them first. They know without God choosing to send Jesus to save them from their sins, they would never ever know God. This makes the name of Jesus the sweetest name on earth.





**Name**

Index and middle finger of right "N" hand are brought down to rest on index and middle finger of left "N" hand. Both sets of fingers are pointing outward diagonally.



**Love**

Fists are crossed on chest, palms facing body.



**Hear**

Cupped right hand is placed behind right ear.



**Sing, Music**

Wave the right flat hand back and forth over left flat hand.



**Worth**

"F" hands are held in front of chest, palms facing forward. Bring them together so that the index finger-thumb portions touch a few times.



**Sweetest?**

Fingertips of right "U" hand, palm facing body, brushes from lips down to chin a few times.



**Earth**

Thumb and index fingers of downturned right "5" hand are placed on sides of downturned "S" hand. The right hand pivots back and forth while keeping light contact with left hand.



**Jesus**

Middle, bent finger of right "5" hand touches middle of left open palm, palms facing each other. Then middle, bent finger of left "5" hand touches middle of right open palm, palms facing each other.



**First**

The right "1" hand, palm facing forward finger pointing up, is pivoted from wrist until palm faces in towards body.



## For He Chose Us

For He chose us in Him before the foundation,  
Before the foundation of the world,  
To be holy and blameless in his sight,  
Yes, he chose us before the foundation of the world.  
In love he predestined us to be adopted for Himself,  
Through Jesus Christ,  
According to His will and favor,  
Yes, In love He predestined us.  
Ephesians One, four and five.


about this Bible verse:

Words adapted from Ephesians 1:4,5, ESV Constance Dever © 2012

God loved His people long before they loved Him. He loved them and chose to adopt them as His people, even before He created (founded) the world. Why did He do this? Because it pleased Him to do it! It would show how wonderful He is and how great the good gifts He gives His people because of Jesus. We think of what He's done and we praise Him for being so good to people like us. People who are sinners, but through Jesus, are made to be holy--without sin and without blame in His sight.

**For He Chose Us : Ephesians 1:4,5**

**PFI ESV Songs 8, Track 10**



**Chose**

The right hand, palm facing out, is extended in front of chest with index and thumb open and other fingers pointing up. Bring thumb and index finger of right hand together as you bring the hand back to rest against left hand.




**Foundation**

Knuckles of right "A" hand, palm facing right, slide from elbow to wrist of horizontal arm of left "A" hand, thumb facing body.



**World**

Thumb and index fingers of downturned right "5" hand are placed on sides of downturned "S" hand. The right hand pivots back and forth while keeping light contact with left hand.



**Holy**

Right "H" hand, palm facing left, slides from heel to fingertips of left flat hand, palm up, changing into a flat hand as it moves down left palm.



**Sight**

Index and middle finger of right "V" hand, palm facing in, and middle finger of left flat hand, palm facing in, are placed near eyes then moved forward.



**Predestined**

Cross K hands, with right hand above the left, pinky fingers down, both hands pointing slightly outward. In this position, make a small counterclockwise.



**Adopted**

With palms facing down, bring both hands up into "S" hands.



**Jesus Christ**

Middle, bent finger of right "5" hand touches middle of left open palm, palms facing each other. Then middle, bent finger of left "5" hand touches middle of right open palm, palms facing each other.



**Pleasure**

Make a circle over your heart with flat right hand.

### Oh, How I Love Jesus

D A D

1. There is a name I love to hear, I love to sing its worth;— It sounds like mu - sic in my ear, The

7 Em<sup>7</sup> D Em<sup>7</sup> D D A

sweet - test name on earth. — Oh, how I love Je - sus, Oh, how I love

12 D G D Em<sup>7</sup> D

Je - sus, — Oh, how I love Je - sus, be - cause He first loved me! —

Words: Frederick Whitfield Music: Traditional American Melody

**For He Chose Us**

C Am F C  
 For He chose us in Him be - fore the found - a - tion, be - fore the found  
 5 Am G C Am F  
 a - tion of the world, to be ho - ly and blame-less in His  
 11 C Am G<sup>7</sup> C  
 sight, Yes, He chose us be - fore the found - a - tion of the world. In  
 17 C Am F C Am  
 love He pre - des - tined us to be a - dopt - ed, for Him -  
 23 G G<sup>7</sup> C Am F C  
 self. through Je - sus Christ, ac - cord - ing to His will and fa - vor, yes, in  
 29 C G C  
 love He pre - des - tined us. E -  
 32 G F C  
 phe - sians One, four and five.

Words: adapted from Ephesians 1:4,5 HCSB Music: Constance Dever ©2012

# To God Be the Glory

## Verse 1

To God be the glory,  
great things He hath done;  
So loved He the world  
that He gave us His Son,  
Who yielded His life  
an atonement for sin,  
And opened the lifegate  
that all may go in.

## Refrain:

Praise the Lord, praise the Lord,  
Let the earth hear His voice!  
Praise the Lord, praise the Lord,  
Let the people rejoice!  
O come to the Father, thro' Jesus the Son,  
And give Him the glory,  
great things He hath done.

about this hymn:

Words: Fanny Crosby Music: William H. Doane


Long ago, a woman named Fanny Crosby was thinking about this Bible truth, too. She wrote the words a hymn called "To God Be the Glory" We're going to learn a verse from it.

We give glory to God for giving us His Son Jesus, whom He loved so much, yet was willing to give Him to be the payment for sins. Sinners could never pay for their sins. Only by Jesus giving up His life in the place of sinners could there ever be a way for them to come to the Father. How great is God's love for sinners like you and me!



**To God Be the Glory, v.1**

**PFI ESV Songs 8, Track 11**




**God**  
Right open hand, palm facing left, is held up above head level then brought down and back in a slight arc, ending with a "B" hand at the upper chest level.



**Glory**  
Middle finger of right hand touches upturned left flat hand, then is wiggled back and forth as it is raised up.



**Done**  
Move open hands, palms down side to side at the same time.



**Loved**  
Fists are crossed on chest, palms facing body.



**World, Earth**  
Thumb and index fingers of downturned right "5" hand are placed on sides of downturned "S" hand. The right hand pivots back and forth while keeping light contact with left hand.




**Gave**  
Both modified "Z" hands are held at chest, then brought down and forward, as if giving something to someone.



**Yielded**  
Both "A" hands are held in front of body, palms facing down. Bring both hands up simultaneously while forming open hands, palms facing forward.



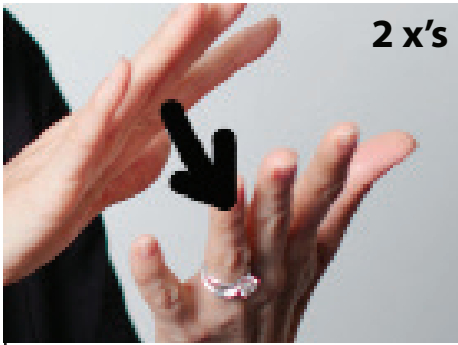
**Atonement**  
Both "F" hands are held in front of body, right hand further out than the left hand, both palms facing down. Hands pivot back and forth towards body in opposite directions.



**Lifegate**  
Point fingertips of both hands together, palms facing body. Pivot right hand back and forth a few times.

**To God Be the Glory, refrain**

**PFI ESV Songs 8, Track 11**



2 x's

**Praise**

Clap the right hand on top of the left hand several times.



**Hear**

Cupped right hand is placed behind right ear.




**Voice**

The index and middle fingers of the right "V" hand are placed on throat, then brought forward under chin and out.



**People**

"P" hands, held side by side, make alternating forward circles.




**Rejoice**

Both upright hands pretend to grasp imaginary flags and wave them in small circles at head height.



**Come**

Move right pointer finger in a slight arc towards self.



**Father**

Tap thumb of right "5" hand on forehead a few times.



**Jesus**

Middle, bent finger of right "5" hand touches middle of left open palm, palms facing each other. Then middle, bent finger of left "5" hand touches middle of right open palm, palms facing each other.



**Things**

Both flat hands, palms facing up, are lowered in front of chest, then moved slightly out to each side.

## God's One, Big Plan

### Verse 1

Forever God has had one, big plan,  
To love a people from every land,  
To love them all through Jesus Christ,  
Who shed His blood to give eternal life.

### *Refrain*

Oh, who is like the Lord our God,  
Who has shown such power, such love.  
No one, no one's like our God,  
No one's shown such power, such love,  
So for His glory, for our joy,  
Let's know, let's grow, let's go,  
Let's know, let's grow, let's go!

### Verse 2

There's work for us in God's one, big plan,  
To reach His people in every land,  
Know God and His Word,  
Grow like Jesus, Give, Pray.  
Go to those lands,  
Share the gospel today. (*refrain*)

about this song:

God's plans are good and unending! Those plans include loving and making His very own, millions of people--more than we can count! And, He has woven work for His people into this One, Big Plan of salvation of His. He has given them of telling others the good news of Jesus. He has chosen to work through their words and bringing salvation to people from every land. God's people both prepare to go and help others to go tell the good news of Jesus. They seek to know Him and study His Word. They want to live more and more like Jesus. They give money and pray for those who move to other lands to tell people about Jesus. Some, go to those other lands, themselves. In all these ways, God's people help tell others the good news of Jesus and will go on doing this until the wonderful day when Jesus comes back and brings God's kingdom forever!

Words and Music: Constance Dever ©2011



**God's One, Big Plan**

**PFI ESV Songs 12, Track 12**



**God**  
 Right open hand, palm facing left, is held up above head level then brought down and back in a slight arc, ending with a "B" hand at the upper chest level.



**One**  
 Hold up right index, palm facing forward.



**Love**  
 Fists are crossed on chest, palms facing body.



**People**  
 "P" hands, held side by side, make alternating forward circles.



**Land**  
 Palm of right flat hand is moved in a counterclockwise motion on the underside of the left forearm near the elbow.



**All**  
 Left flat hand rests on back of right flat hand. Right flat hand is then brought up and around left hand and pivots so that back of right hand rests in left palm.



**Jesus Christ**  
 Middle, bent finger of right "5" hand touches middle of left open palm, palms facing each other. Then middle, bent finger of left "5" hand touches middle of right open palm, palms facing each other.




**Blood**  
 Left "5" hand is placed on chest, palm facing in. Right "5" hand is placed on top of left hand. Wiggle fingers of right hand as you lower it, making the motion of trickling blood.



**Life**  
 Upturned thumbs of "A" hands move upward in front of chest in unison.

**God's One, Big Plan, continued**


**PFI ESV Songs 5, Track 12**



**Lord**  
Thumb of right "L" hand, palm facing left, touches left shoulder, then is brought down to touch right hip.



**Shown**  
Right index finger is placed in left palm which is facing forward. Both hands move forward together.



**No One**  
"O" hands, palms facing forward, shake back and forth in unison.



**Glory**  
Middle finger of right hand touches upturned left flat hand, then is wiggled back and forth as it is raised up.



**Go**  
Right "D" hand is held in front of body, index finger pointing up and palm facing forward. Move it forward and down in a slight arc until the index finger points forward.



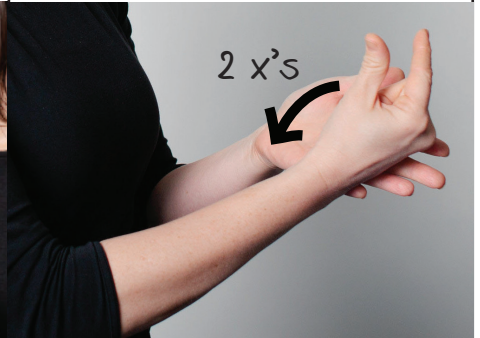
**Work**  
Right "S" hand, palm facing down, hits back of left "S" hand, palm facing down, several times.



**Word**  
Left middle finger touches right palm, then right middle finger touches left palm. Bring flat hands are held together, palms touching and fingertips pointing forward, then opened with the little fingers still touching as if opening a book. (Signs for Jesus + book).



**Grow**  
Fingertips of right hand sprout up out of closed left hand, spreading open as they move upward.



**Gospel**  
Pinky finger edge of right "G" hand slides across the flat left hand from fingertips to heel several times.

## This Is Love

This is love,  
Not that we loved God,  
But that He, that he loved us,  
He sent his Son,  
And He sent His Son,  
The propitiation for our sins.  
He sent his Son,  
And He sent His Son,  
The propitiation for our sins.  
First John Four, ten.

about this Bible verse:

Words: 1 John 4:10, ESV Music: Constance Dever ©2012

We are all sinners who have rebelled against God, yet God chose to love us and do it in the deepest way possible: He sent Jesus to save us. Yes, He sent His dearly loved Son, to come to earth to be the atoning sacrifice that would pay for our sins. He would live a perfect life then offer it up as the payment that would bring the forgiveness we needed. And He chose to do this while we still were rebelling against Him! How wonderful is this free gift of God! How deep is His love! This atoning sacrifice is for us, too, when we turn away from our sins and trust in Jesus as our Savior.



**This Is Love : 1 John 4:10, ESV**

**PFI ESV Songs 8, Track 13**



**Love, Loved**  
Fists are crossed on chest, palms facing body.



**Not**  
Right "A" thumb is placed under chin, palm facing left, then moved forward in an arc and pivoted until knuckles face forward.



**We, Us**  
Right index finger touches right shoulder, then moves left to touch left shoulder.



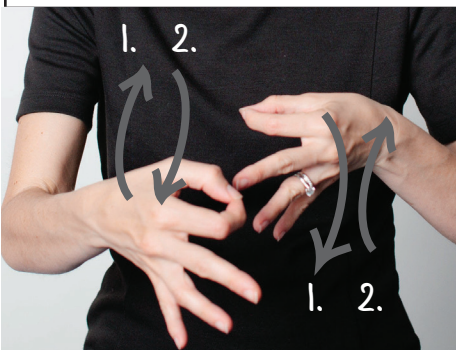
**God**  
Right open hand, palm facing left, is held up above head level then brought down and back in a slight arc, ending with a "B" hand at the upper chest level.



**He**  
Point right index finger forward and up (for God).



**Sent**  
Both flat hands point forward and to the left with palms facing down. Draw both hands back towards body, changing them into "A" hands.



**Propitiation**  
Both "F" hands are held in front of body, right hand further out than the left hand, both palms facing down. Hands pivot back and forth towards body in opposite directions.



**Our**  
Tap left palm with right index finger several times.



**Sins**  
Both "X" hands, held near sides with palms facing up, move upward and outward in circles simultaneously.

**To God Be the Glory, v.1**

B $\flat$  E $\flat$  B $\flat$  E $\flat$  A $\flat$  E $\flat$  F $^2$

1.To God be the glo - ry great things He hath done; So loved He the world that He gave us His  
 2.O per - fect re-demp-tion,the pur-chase of blood, To ev - 'ry be - liev - er the prom-ise of  
 3.Great things He hath taught us,great things He hath done, And great our re - joic - ing thro' Je - sus the

8 B $\flat$  E $\flat$  B $\flat$  E $\flat$  A $\flat$  $^b+2$  E $\flat$  B $\flat$  $^7$

Son, Who yield - ed His life an a - tone-ment for sin, And o - pened the life-gate that all may go  
 God; The vil - est of - fend-er who tru - ly be - lieves, That mo-ment from Je - sus a par-don re -  
 Son; But pur - er,and high-er, and great - er will be Our won-der, our vic - t'ry,when Je - sus we

16 E $\flat$  B $\flat$  E $\flat$  B $\flat$  B $\flat$  B $\flat$  B $\flat$  B $\flat$  $^7$

in. Praise the Lord, praise the Lord, Let the earth hear His voice. Praise the Lord praise the Lord, let the  
 ceives.  
 see.

23 E $\flat$  B $\flat$  $^7$  E $\flat$  B $\flat$

peo - ple re - joice. O come to the Fa - ther through Je - sus the

28 E $\flat$  A $\flat$  $^b-2$  Fm E $\flat$  B $\flat$  E $\flat$  B $\flat$  $^7$  E $\flat$

Son, And give Him the glo - ry great things He hath done.

Words: Fanny J. Crosby Music: William H. Doane

**God's One Big Plan**

E B A E A E E B

1. For - ev - er God has had One, Big Plan, To love a peo - ple from ev' - ry land, to

5 E A E B E A B

save them all through Je - sus Christ, who shed His blood to give e - ter - nal life. Oh, who is like the

10 E B E A B A B A B E B E

Lord, our God? Who has shown such pow - er such love? No one, no one's like our God!

15 A B A B A E B E

No one's shown such pow'r, such love, so for His glo - ry, for our joy, let's

20 A B E A B E

know, let's grow, let's go! let's know, let's grow, let's go! 2. There's work for

25 E B A E A E B

us in God's One, Big Plan, to reach His peo - ple in ev' - ry land, Know

29 E A E B E

God and His Word, Grow like Je - sus, give, pray! Go to those lands, share the gos - pel to - day! Oh,

33 A B E B E A B A B A B

who is like the Lord, our God? Who have shown such pow - er such love, No one, no one's

38 E B E A B A B A E

like our God! No one's shown such pow'r, such love, so for His glo - ry,

43 B E A B E A B E

for our joy, let's know, let's grow, let's go! let's know, let's grow, let's go!

**This Is Love**

C G F G Am  
 This is love, This is love, not that we loved God, but He loved

4 Bb G/B C G F G Am  
 us. This is love, This is love, not that we loved God, but

8 G C F G Am G C Am G  
 He loved us. He sent His Son, He sent His Son, the pro - pi - ti - a - tion for our

12 C F G Am G Am  
 sins, He sent His Son, He sent His Son, the pro -

15 F G C G F C  
 pi - ti - a - tion for our sins. First John Four, ten.

Words: adapted from 1 John 4:10 ESV Music: Constance Dever ©2012

## The King of Love

### Verse 1

The King of love my shepherd is,  
Whose goodness faileth never.  
I nothing lack if I am His  
and He is mine forever.

### Verse 4

In death's dark vale I fear no ill,  
With Thee dear Lord beside me.  
Thy rod and staff, my comfort still,  
Thy cross before to guide me.

about this hymn:

Words: Henry Baker, Psalm 23 Music: Traditional Irish Melody

Long ago, a man named Henry Baker was thinking about this Bible truth, too. He wrote the words a hymn called "The King of Love" We're going to learn two verses from it.

God's people praise God for being the King of love. He is their king who they obey. It is delightful having Him as their king because all that He does comes from His heart of love for them and for the glory of His name. He takes care of them like a good shepherd does his sheep. Sheep are very stupid and need someone to take care all of their needs or else they will die. God does this for His people. They lack nothing; His goodness never fails them; even when facing death, they still fear nothing "ill" because He is with them. God's people know God will care for them after death by taking them to heaven to be with Him forever. We can become God's people when we turn from our sins and trust in Jesus as our Savior.



**The King of Love, v.1**

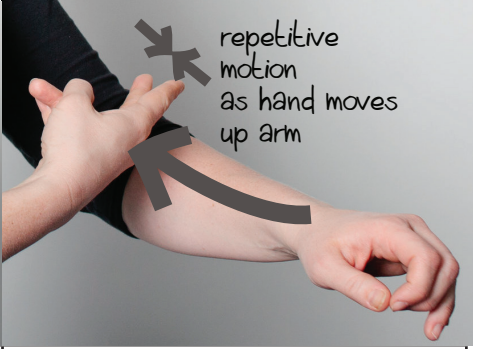
**PFI ESV Songs 8, Track 14**



**King**  
Right "K" hand, palm facing left. touches left shoulder, then is brought down touch right hip.



**Love**  
Fists are crossed on chest, palms facing body.



**Shepherd**  
Back of right "V" hand is placed on back of left forearm. Open and close right "V" fingers as they move up left forearm.



**Goodness**  
Fingers of right flat hand are placed at lips, then brought forward. Some end this sign by resting the right hand in the upturned palm of the left flat hand.




**Never**  
Open, right hand, palm facing forward and fingers together, makes a short semi-circle out to the right, then moves straight down, similar to the shape of a question mark.



**I**  
Point to self with right index finger.



**Lack**  
Extended index finger of right hand, palm facing forward, is struck against left middle finger and continues a bit further down.



**He**  
Point right index finger forward and up (for God).



**Forever**  
Downturned right "Y" hand moves up and away from body.

**The King of Love, v.4**

**PFI ESV Songs 8, Track 15**



**Death's**  
Clap the right hand on top of the left hand several times.



**Fear**  
Move hands, fingers together, across chest inward at the same time, opening hands as you move inward.




**III**  
Both "X" hands, held near sides with palms facing up, move upward and outward in circles simultaneously.



**Thee**  
Right open hand moves up a short ways from shoulder height.



**Beside**  
Hold flat hands together in front of chest, fingertips pointing outward. Move right hand to the right a short distance.



**Rod, Staff**  
Fingers of right "F" hand, palm facing down, touch fingers of left "F" hand, palm facing body. Right "F" hand is then brought up and to the right, as if tracing the length of a staff.



**Comfort**  
Rub right curved hand over back of left curved hand. Then rub left curved hand over back of right curved hand.



**Cross**  
Middle, bent finger of right "5" hand touches middle of left open palm, palms facing each other. Then middle, bent finger of left "5" hand touches middle of right open palm, palms facing each other.



**Guide**  
Right hand grasps fingers of left flat hand and leads it forward a short distance.

## The LORD Is My Shepherd

The LORD is my shepherd, I shall not want.  
He makes me lie down in green pastures,  
He leads me beside quiet waters, He restores my soul,  
He leads me in paths of righteousness for His name's sake.  
Even though I walk through the valley of death,  
I will fear no evil,

*Why? For You are with me.  
Your rod and Your staff, they comfort me.*

You prepare a table before me,  
in the presence of my enemies,  
You anoint my head with oil; my cup overflows.  
Surely goodness and mercy will follow me,  
All of the days of my life,  
And I will dwell in the house of the LORD,  
forever and ever and ever.  
Psalm Twenty-three.

about this Bible verse:


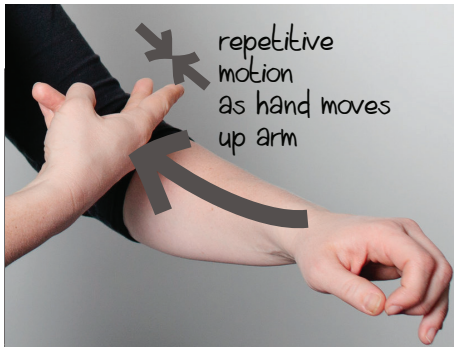
Words: adapted from Psalm 23, ESV Music: Constance Dever ©2015

These verses remind us that God loves His people and cares for their needs completely, just like a good shepherd loves and takes care of his sheep.



**The LORD Is My Shepherd: Psalm 23:1-6**

**PFI ESV Songs 8, Track 16**



**Shepherd**  
Back of right "V" hand is placed on back of left forearm. Open and close right "V" fingers as they move up left forearm.

**Want**  
Right "X" hand, is thrust up and down a few times.


**Lie Down**  
Arms are folded across chest, palms facing the body.



**Pastures**  
Open right hand, palm towards face, moves up under mouth and nose several times.

**Waters**  
Touch mouth with index finger of right W hand a couple times.

**Soul**  
Touch the thumbs and index fingers of both "T" hands to each other, right hand above left, palms facing each other. Draw hands apart in an upward motion.



**Paths**  
Flat hands, palms facing each other, move forward and progressively closer.

**Name's**  
Index and middle finger of right "N" hand are brought down to rest on index and middle finger of left "N" hand. Both sets of fingers are pointing outward diagonally.


**Walk**  
Right flat hand is placed in front of left flat hand, both palms facing down. Hands alternate move back and forth.

**The LORD Is My Shepherd: Psalm 23:1-6, continued**


**PFI ESV Songs 8, Track 16**



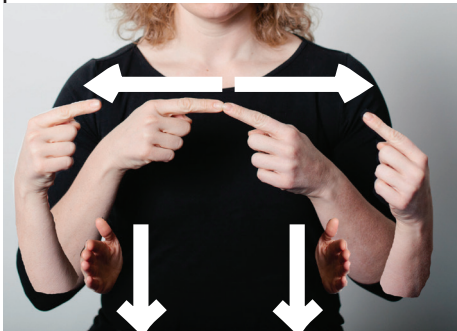
**Death**  
Hold both flat hands in front of body with fingertips pointing forward, right flat hand palm up and left flat hand palm down. Flip both over towards the left until the right palm is face down and the left palm is face up.



**Evil**  
Both "X" hands, held near sides with palms facing up, move upward and outward in circles simultaneously.




**Me**  
Point to self with right index finger.



**Enemies**  
Index fingers point and touch in front of chest, palms facing body, then are pulled sharply out to each side. Then make flat hands, palms facing each other and move them down simultaneously.



**Head**  
Fingertips of right bent hand are placed against right temple then moved downward in an arc until fingertips touch jaw.



**Cup**  
Pinky side of right "C" hand rests on palm of upturned, open left hand.



**Days**  
Tap thumb of right "5" hand on forehead a few times.



**Dwell**  
Upturned thumbs of "A" hands move upward in front of chest in unison.



**Forever**  
Downturned right "Y" hand moves up and away from body.

## If God Is For Us

If God is for us, who can be against us?

He did not spare his own Son,

But gave him up for us all,

How will he not also with him, Graciously give us all things?

How will he not also with him, Graciously give us all things?

Who shall separate us from the love of Christ?

Shall tribulation, or distress,

Persecution, famine, nakedness?

No, in all these things we are more than conquerors,

Through him who loved us.

Neither life nor death, nor anything else

Will separate us from God's love in Christ.

Romans Eight, thirty-one and two,

thirty-five, thirty-seven. through nine.

about this Bible verse:

Words: adapted from Romans 8:31-32,35,37-39, ESV Music: Constance Dever ©2015

God's people will have to face many kinds of difficulties and even enemies as they live for God. Sometimes it may feel like too much is against them and they cannot keep winning the fight to live for God. But, while they may be too weak to fight and win, God is not. He ALWAYS wins. And He at work in them can give them everything they need to fight and win. They need never doubt this. Why, God already gave up His Son, Jesus, to die for their sins and save them. Will He not give them whatever else they will need? Yes, of course!

God will always love His people and be with His people. Yes, there may be some very difficult things that they face. But even the most difficult things in this life...even death itself...will NEVER separate God's people from their loving Father in heaven. He bought them through the death of His only and only Son, Jesus. They are His dear people. He sets limits on what difficulties they will have to go through here on earth. He makes sure to give them everything they need to endure them. And one day, they will leave this world and go to live with Him, face-to-face. Never, ever will anything keep them from His very presence for all of eternity.

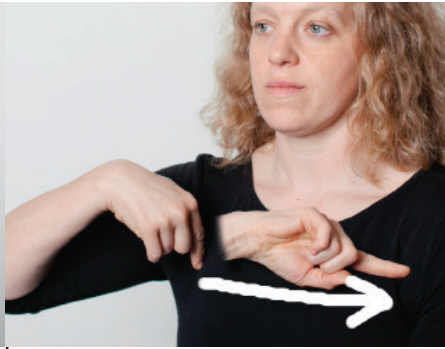


**If God Is For Us: Romans 8:31-32,35,38-39**


**PFI ESV Songs 8, Track 17**



**God**  
Right open hand, palm facing left, is held up above head level then brought down and back in a slight arc, ending with a "B" hand at the upper chest level.



**Us**  
Right index finger touches right shoulder, then moves left touch left shoulder.



**Against**  
Right "G" hand, index finger pointing left, is brought close to left "G" hand, index finger pointing right, without touching.



**He**  
Point right index finger forward and up (for God).



**Not**  
Thumb and index fingers of downturned right "5" hand are placed on sides of downturned "S" hand. The right hand pivots back and forth while keeping light contact with left hand.



**Own**  
Fingertips of both bend hands are placed on chest.



**Gave Up**  
Both "A" hands are held in front of body, palms facing down. Bring both hands up simultaneously while forming open hands, palms facing forward.



**Us All**  
Touch mouth with index finger of right W hand a couple times (sign for water); Then move both hands horizontally, with fingers & thumb spread apart.. Move hands downwards as you wiggle your fingers in short stages.




**Graciously**  
Touch lips with fingertips of both flat hands, then move hands forward until palms are facing upward.

**If God Be For Us: Romans 8:31-32,35,37-39, continued**

**PFI ESV Songs 8, Track 17**



**Things**  
Both flat hands, palms facing up, are lowered in front of chest, then moved slightly out to each side.



**Separate**  
Both "A" hands touch in front of body at the knuckles, then are thrust apart.



**Love**  
Fists are crossed on chest, palms facing body.



**Christ**  
Right "C" hand is placed at right shoulder then moved down across chest, ending at right hip.



**Tribulation, Distress**  
"5" hands, palms facing inward and middle fingers bend forward, alternate moving towards and away from chest several times.



**Famine**  
Fingertips of right "C" hand, palm facing body, is placed on upper mid chest and moved down a short distance.



**Conquerors**  
Right "S" hand is placed across left "S" hand then brought over and down a bit.



**Death**  
Hold both flat hands in front of body with fingertips pointing forward, right flat hand palm up and left flat hand palm down. Flip both over towards the left until the right palm is face down and the left palm is face up.



**Anything Else**  
Thumb of right "A" hand leads in tracing an s-shaped curve in front of the body. Then, open up the right hand, palm facing up and drop it slightly a few times as it moves to the right.



## Who Shall Separate Us?

Who shall separate us from the love of Christ? (No one!)

Who shall separate us from the love of Christ? (No one!)

Shall tribulation? No!

Shall distress? No!

Persecution, famine, nakedness? No!

Danger or sword? No!

In all these things we are more than conquerors,

Through Him who loved us,

For I am sure that neither death nor life,

Nor anything else in all creation,

Will be able to separate us from the love of God

In Christ Jesus our Lord.

Romans Eight, thirty-five, eight and nine.

about this Bible verse:

Words: adapted from Romans 8:35,38,39, ESV Music: Constance Dever ©2011


God will always love His people and be with His people. Yes, there may be some very difficult things that they face. But even the most difficult things in this life...even death itself...will NEVER separate God's people from their loving Father in heaven. He bought them through the death of His only and only Son, Jesus. They are His dear people. He sets limits on what difficulties they will have to go through here on earth. He makes sure to give them everything they need to endure them. And one day, they will leave this world and go to live with Him, face-to-face. Never, ever will anything keep them from His very presence for all of eternity.

**Who Shall Separate Us?: Romans 8:35,38,39**

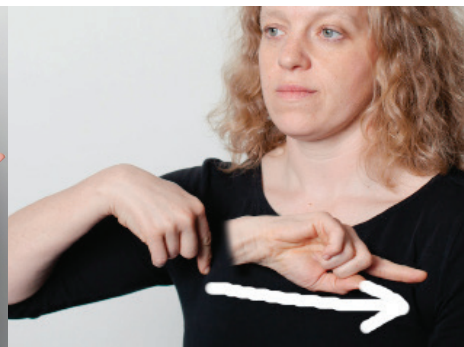
**PFI ESV Songs 8, Track 18**



**2x's**  
 Right thumb touches chin. Right index finger is wiggled up and down rapidly several times while lips from "Who."



**Separate**  
 Both "A" hands touch in front of body at the knuckles, then are thrust apart.



**Us, We**  
 Right index finger touches right shoulder, then moves left touch left shoulder.



**Love, Loved**  
 Fists are crossed on chest, palms facing body.



**Christ**  
 Right "C" hand is placed at right shoulder then moved down across chest, ending at right hip.



**Tribulation, Distress**  
 "5" hands, palms facing inward and middle fingers bend forward, alternate moving towards and away from chest several times.



**Famine**  
 Fingertips of right "C" hand, palm facing body, is placed on upper mid chest and moved down a short distance.



**Danger**  
 Left closed hand is held in front of body, knuckles facing right. Back of right "A" thumb is moved over the back of the left hand and up.



**No**  
 Index and middle finger of right "N" hand are held above extended right thumb, forming an "O".

**Who Shall Separate Us?: Romans 8:35,38,39, continued**

**PFI ESV Songs 8, Track 18**



**Things**

Both flat hands, palms facing up, are lowered in front of chest, then moved slightly out to each side.



**Conquerors**

Right "S" hand is placed across left "S" hand then brought over and down a bit.



**Death**

Hold both flat hands in front of body with fingertips pointing forward, right flat hand palm up and left flat hand palm down. Flip both over towards the left until the right palm is face down and the left palm is face up.



**Life**

Upturned thumbs of "A" hands move upward in front of chest in unison.




**All**

Left flat hand rests on back of right flat hand. Right flat hand is then brought up and around left hand and pivots so that back of right hand rests in left palm.



**Creation**

Both "5" hands, palms side down, are held in front of the body then spread outward and slightly up.



**God**

Right open hand, palm facing left, is held up above head level then brought down and back in a slight arc, ending with a "B" hand at the upper chest level.



**Jesus**

Middle, bent finger of right "5" hand touches middle of left open palm, palms facing each other. Then middle, bent finger of left "5" hand touches middle of right open palm, palms facing each other.



**Lord**

Both "X" hands, held near sides with palms facing up, move upward and outward in circles simultaneously.



**The King of Love, vs.1,4**

C F G C G Am C F C F Csus<sup>4</sup>

1.;The\_ King of love my\_ shep - herd is, whose good - ness fail - eth\_\_\_ nev -  
 4.In\_ death's dark vale I\_\_\_ fear no ill, with\_ Thee, dear Lord, be - side  
 6.And\_ so through all the\_ length of days, Thy\_ good - ness fail - eth\_\_\_ nev -

8 C Am F C Dm G Am

er. I no - thing lack if I am His and  
 me. Thy rod and staff my com - fort still, thy  
 er. Good shep - herd may I sing Thy praise with -

13 Em F C G F C

He is mine for - ev - - er.  
 cross be - fore to guide me.  
 in Thy house for - ev - - er.

Words: Henry W. Baker, Psalm 23 Music: Traditional Irish Melody

**The LORD Is My Shepherd**

G#/A C#/D G#/A C#/D E7

The LORD is my shep herd, I shall not want, He makes me lay down in green pas - tures, He

5 G#/A C#/D G#/A E7 G#/A C#/D G#/A

leads me be side still wa - ters, He re-stores my soul, He leads me in paths of

10 C#/D G#/A E7 C#/D G#/A

right-eous ness, for his name's sake, Though I walk thru the val - ley of the

14 C#/D G#/A C#/D E7

sha-dow of death, I will fear no e - vil. Why? For you are with

18 G#/A

me! Your rod and your staff they com-fort me! You pre- pare a ta - ble be

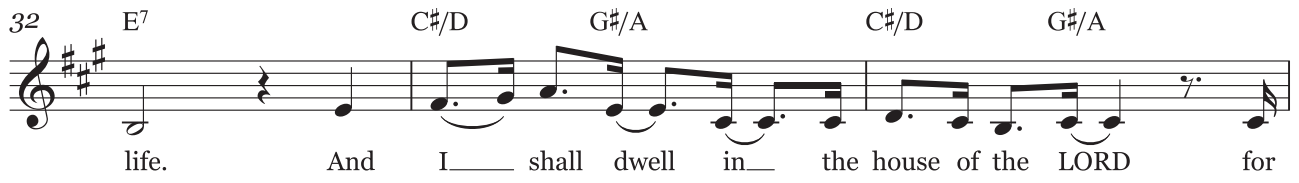
22 C#/D G#/A C#/D E7 G#/A C#/D

fore\_ me, in the pre-sence of my\_ e ne - mies, You a- noint my head with oil,\_

27 G#/A E7 G#/A C#/D E7 C#/D G#/A


My cup o-ver- flows. Sure-ly good-ness and mer cy shall fol-low me, all the days of my

32 E7 C#/D G#/A C#/D G#/A



life. And I shall dwell in the house of the LORD for

35 C#/D G#/A E7 G#/A E7 G#/A



ev - er and ev - er and ev - er. Psalm Twen - ty - three.

Words: adapted from Psalm 23 ESV Music: Constance Dever ©2012

**If God Is for Us?**

G
C
Bm
Em
C

If God is for us, who can be a gainst\_ us?\_ He did not spare His own\_

5 G
Em
C
G
Em<sup>7</sup>
C
G

Son, but gave Him up\_ for us all. How will He not al-so with Him,

10 Em
C
G
Em<sup>7</sup>
C
G
Em
C

gra-cious-ly give us all things? How will He not al-so with Him, gra-cious-ly give us all

15 G
G
C
Bm

things? Who shall se-pa-rate us, from the love of Christ?\_ Shall tri-bu

20 Em
C
G
Em
C
G
Em<sup>7</sup>

la - tion or dis-tress? Per-se - cu-tion, fa-mine, na-ked ness? No, in all these things we are

25 C
G
Em
C
G
Em<sup>7</sup>

more than con-quer-ors, through Him who loved us. Nei-ther life nor\_ death nor

29 C
G
Em
G
D
C
D
G

an - y - thing else, will se - pa - rate us from God's love in Christ.

32 D
C
Em
C
D(sus4)
D
G

Ro-mans Eight, thir-ty-one and two, thir-ty - five, sev-en through nine.

Words: Romans 8:31-32, 35,37-39, ESV Music: Constance Dever ©2015

**Who Shall Separate Us?**

Who shall se - par - ate us from the love of Christ? (no one!) Who shall se - par -

ate us from the love of Christ? (no one!) Shall tri - bu - la - tion? No! Shall dis -

ress?— No! Per-se-cu-tion, fa - mine, na-ked-ness No! Dan - ger or

sword? No! In all these things we are more than con-quer - ors, thru

Him who loved us. For I am sure that nei - ther death nor life,

nor a-ny-thing else in all cre - a - tion, will be a-ble to se - pa-rate us

from God's love in Christ Je - sus our Lord.

Ro - mans Eight, thir - ty - five, eight and nine.

Words: adapted from Romans 8:35,38-39, ESV Music: Constance Dever ©2012



## How Firm a Foundation

### Verse 3

“When thro’ fiery trials thy pathway shall lie,  
My grace, all sufficient, shall be thy supply;  
The flame shall not hurt thee; I only design  
Thy dross to consume, and thy gold to refine.

### Verse 4


“The soul that on Jesus hath leaned for repose  
I will not, I will not desert to his foes;  
That soul, tho’ all hell should endeavor to shake,  
I’ll never, no, never, no, never forsake!”

about this hymn:

Words: John Rippon’s Selection of Hymns Music: Joseph Funk’s Genuine Church Music

Long ago, a man named John Rippon was thinking about this Bible truth, too. He wrote the words to a hymn called “How Firm a Foundation” We’re going to learn two verses from it.



God’s people know all God has an unbreakable plan to use all things in their lives for their good. He has planned that even their “fiery trials”—the hardest things that happen to them—that God will use them all to make them like Jesus. They do not have to like the fiery trials, but they can praise God for how He will use them for their good and His glory.



**Fiery, Flame, Consume**  
 With palms facing in, wiggle fingers of both slightly curved open hands as you alternate moving the hands up and down several times. (Simulates flames of a fire)

**Pathways**  
 Flat hands, palms facing each other, move forward and progressively closer.

**Grace**  
 Touch lips with fingertips of both flat hands, then move hands forward until palms are facing upward.



**Supply**  
 Both modified "Z" hands are held at chest, then brought down and forward, as if giving something to someone.

**Hurt**  
 Index fingers are thrust towards each other several times until almost touching.

**Design**  
 Both hands, palms facing each other, point left, then are brought across body and point right.



**Dross**  
 Right hand, palm facing down, is placed under chin, fingers pointing left. Wiggle fingers a few times.

**Gold**  
 Right hand (middle finger) touches right ear, then is brought down to face front, wiggling fingers at the same time.

**Refine**  
 Pinky side of right "S" hand rests on top of thumb side of left "S" hand, palms facing in. Hands are pivoted in opposite directions several times, striking each other gently after each twist. Palm of downturned right hand slides down upturned left flat hand from wrist to fingertips.





**Soul**  
Touch the thumbs and index fingers of both "T" hands to each other, right hand above left, palms facing each other. Draw hands apart in an upward motion.




**Jesus**  
Middle, bent finger of right "5" hand touches middle of left open palm, palms facing each other. Then middle, bent finger of left "5" hand touches middle of right open palm, palms facing each other.




**Leaned**  
Right index finger is crossed over the top of the left index finger, palms facing down. Both hands are moved down a short distance.



**Not**  
Thumb and index fingers of downturned right "5" hand are placed on sides of downturned "S" hand. The right hand pivots back and forth while keeping light contact with left hand.



**Foes**  
Index fingers point and touch in front of chest, palms facing body, then are pulled sharply out to each side. Then make flat hands, palms facing each other and move them down simultaneously.



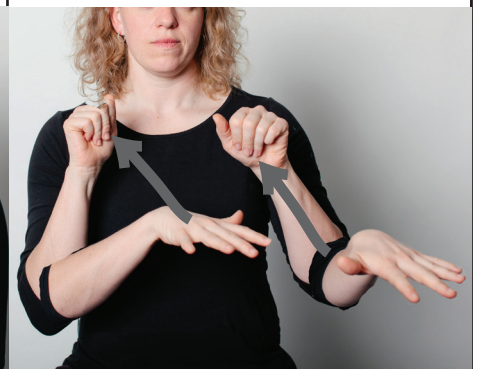
**Endeavor**  
"A" hands, thumbs pointing up and palms towards body, are swung around and slightly down as if trying to move something out of the way.



**Shake**  
Hold open hands in front of body, palms facing each other. Both hands are moved in and out, while wiggling fingers back and forth at the same time.



**Never**  
Open, right hand, palm facing forward and fingers together, makes a short semi-circle out to the right, then moves straight down, similar to the shape of a question mark.



**Forsake**  
Both flat hands point forward and to the left with palms facing down. Draw both hands back towards body, changing them into "A" hands.

## And We Know

And we know that for those who love God  
All things work together for good,  
And we know that for those who love God  
All things work together for good,  
For those who are called, according to his purpose,  
For those who are called, according to his purpose,

Refrain:

All things work together for good,  
All things work together for good,  
All things, all things, all things, Work together for good.

For those he foreknew, he also predestined,  
For those he foreknew, he also predestined,  
To be conformed to the image of his Son,  
That he might be the firstborn among many.  
To be conformed to the image of his Son,  
That he might be the firstborn among many. Refrain  
Romans Eight, twenty-eight and nine.

about this Bible verse:

Words: adapted from Romans 8:28,29 ESV Music: Constance Dever ©2015


These verses remind us that God's people are those who love Him. In His great love, He has called them to turn away from their sins and trust in Jesus for the forgiveness of their sins. This is what it means to be justified. But being justified in just the beginning of God's good, forever plans for His people. He also planned for all things in their lives—both enjoyable things and hard things—for the good purpose of making them more like Jesus. Yes, He would use all of them to prepare them for life with Him in heaven, where they would be glorified: forever freed from sin and a pure reflection of God's glory. This is God's wonderful plan for making everything in His people's lives for their good and His glory.





**Know**

Pat forehead with right fingers several times.



**Love**

Fists are crossed on chest, palms facing body



**God**

Right open hand, palm facing left, is held up above head level then brought down and back in a slight arc, ending with a "B" hand at the upper chest level.



**All**

Left flat hand rests on back of right flat hand. Right flat hand is then brought up and around left hand and pivots so that back of right hand rests in left palm.



**Things**

Both flat hands, palms facing up, are lowered in front of chest, then moved slightly out to each side.



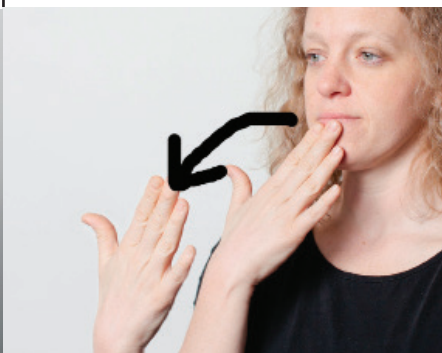
**Work**

Right "S" hand, palm facing down, hits back of left "S" hand, palm facing down, several times.




**Together**

Knuckles of both "A" hands are placed together, knuckles facing up. Together the hands are moved forward and to the left in a semi-circle.



**Good**

Fingers of right flat hand are placed at lips, then brought forward. Some end this sign by resting the right hand in the upturned palm of the left flat hand.



**Called**

Cupped right hand, palm facing in, is held at chin then brought forward a short distance in a slight arc.

**And We Know: Romans 8:28-29, continued**


**PFI ESV Songs 8, Track 21**



**His**  
Push the right flat hand forward, palm facing forward and fingers pointing up, towards person referring to, if possible.

**Purpose**  
Fingertips of right "V" hand are placed in palm of left flat hand which palm is facing right and fingertips facing forward. Fingertips of right "V" hand are then lifted from left palm, pivoted clockwise then placed back down on left palm.

**Foreknew**  
Right hand touches forehead then changes to a bent hand over right shoulder, fingertips pointing backward.



**Predestined**  
Cross K hands, with right hand above the left, pinky fingers down, both hands pointing slightly outward. In this position, make a small counterclockwise.

**Conformed**  
Curved "5" hands, palms facing body, are held near each shoulder, then brought together so that the middle fingers are linked.

**Image**  
Right index finger is placed in left palm which is facing forward. Both hands move forward together.



**Son (Jesus)**  
Middle, bent finger of right "5" hand touches middle of left open palm, palms facing each other. Then middle, bent finger of left "5" hand touches middle of right open palm, palms facing each other.

**Firstborn**  
The right "1" hand, palm facing forward finger pointing up, is pivoted from wrist until palm faces in towards body.

**Many**  
Both "S" hands are held in front of body, palms facing out. Fingers of both hands are flicked opened simultaneously a few times.



## All Things

All things, we know that all things,  
All things work together for the good,  
For those who love God,  
Those who are called,  
Called according to his purpose.

*But why? What was God doing for His people?*

For those whom he foreknew,  
He also predestined, predestined,  
To be conformed, to be conformed,  
Conformed to the image of his Son,

*But why? What was God doing for Jesus?*

That he, that he might be,  
The firstborn among many brothers.  
Of many brothers, that He might be,  
The firstborn of many brothers.  
Romans Eight, twenty-eight and nine.

about this Bible verse:

Words: adapted from Romans 8:28,29 ESV Music: Constance Dever ©2011

These verses remind us that God's people are those who love Him. In His great love, He has called them to turn away from their sins and trust in Jesus for the forgiveness of their sins. This is what it means to be justified. But being justified in just the beginning of God's good, forever plans for His people. He also planned for all things in their lives—both enjoyable things and hard things—for the good purpose of making them more like Jesus. Yes, He would use all of them to prepare them for life with Him in heaven, where they would be glorified: forever freed from sin and a pure reflection of God's glory. This is God's wonderful plan for making everything in His people's lives for their good and His glory.





**All**  
Left flat hand rests on back of right flat hand. Right flat hand is then brought up and around left hand and pivots so that back of right hand rests in left palm.

**Things**  
Both flat hands, palms facing up, are lowered in front of chest, then moved slightly out to each side.


**Know**  
Pat forehead with right fingers several times.



**God**  
Right open hand, palm facing left, is held up above head level then brought down and back in a slight arc, ending with a "B" hand at the upper chest level.

**Good**  
Fingers of right flat hand are placed at lips, then brought forward. Some end this sign by resting the right hand in the upturned palm of the left flat hand.

**Love**  
Fists are crossed on chest, palms facing body



**Called**  
Cupped right hand, palm facing in, is held at chin then brought forward a short distance in a slight arc.

**His**  
Push the right flat hand forward, palm facing forward and fingers pointing up, towards person referring to, if possible.


**Purpose**  
Fingertips of right "V" hand are placed in palm of left flat hand which palm is facing right and fingertips facing forward. Fingertips of right "V" hand are then lifted from left palm, pivoted clockwise then placed back down on left palm.

**All Things: Romans 8:28-29, continued**

**PFI ESV Songs 8, Track 22**



**Foreknew**  
Right hand touches forehead then changes to a bent hand over right shoulder, fingertips pointing backward.




**Predestined**  
Cross K hands, with right hand above the left, pinky fingers down, both hands pointing slightly outward. In this position, make a small counterclockwise.




**Conformed**  
Curved "5" hands, palms facing body, are held near each shoulder, then brought together so that the middle fingers are linked.



**Image**  
Right index finger is placed in left palm which is facing forward. Both hands move forward together.



**Son (Jesus)**  
Middle, bent finger of right "5" hand touches middle of left open palm, palms facing each other. Then middle, bent finger of left "5" hand touches middle of right open palm, palms facing each other.



**He**  
Point right index finger forward and up (for God).



**Firstborn**  
The right "1" hand, palm facing forward finger pointing up, is pivoted from wrist until palm faces in towards body.



**Many**  
Both "S" hands are held in front of body, palms facing out. Fingers of both hands are flicked opened simultaneously a few times.



**Brothers**  
Thumb side of right "A" hand is held to forehead as if adjusting brim of a cap. Right hand is then brought down as an "L" hand on top of left "L" hand, with right index finger resting on top of left index finger.

**How Firm a Foundation, vs.3,4**

F B<sup>b</sup> F C F B<sup>b</sup> F Dm

1. How firm a foundation, ye saints of the Lord, Is laid for your faith in His  
 2. "Fear not, I am with thee; O be not dis-mayed, For I am thy God, and will  
 3. "When thro' fiery trials thy path-way shall lie, My grace, all su - fi - cient shall  
 4. "The soul that on Je - sus hath leaned for re - pose I will not, I will not de -

7 F C F Dm F

ex - cel - lent Word! What more can He say than to you He hath  
 still give thee aid; I'll strength - en thee, help thee, and cause thee to  
 be thy sup - ply; The flame shall not hurt thee; I on - ly de -  
 sert to his foes; That soul, tho' all hell should en - deav - or to

12 C F B<sup>b</sup> F Dm F C F

said, To you who for ref - uge to Je - sus have fled?  
 stand, Up - held by My right - eous om - ni - po - tent hand.  
 sign Thy dross to con - sume, and thy gold to re - fine.  
 shake, I'll nev - er, no, nev - er, no, nev - er for - sake!"

Words: John Rippon's Selection of Hymns Music: Joseph Funk's Genuine Church Music



**And We Know**

Em Bm Em Bm Em Bm




And we know that for those who love God, all things work to - ge - ther for good.

4 Em Bm Em Bm Em Bm Em Bm




And we know that for those who love God, all things work to - ge - ther for good.

8 Em Bm Em Bm Em Bm Em Bm Em Bm




For those who are called, ac - cord - ing to His pur pose. For

13 Em Bm Em Bm Em Bm Em Bm Em Bm Em Bm



those who are called, ac - cord - ing to His pur pose. All things, work to -

19 Em Bm Em Bm Fm Cm Fm Cm Fm Cm Fm Cm




ge - ther for good. All things, work to - ge - ther for good.

25 Fm Cm Fm Cm Fm Cm Fm Cm




All things, All things, All things, work to - ge - ther for good, For

31 Fm Cm Fm Cm Fm Cm Fm Cm Fm Cm



those He fore knew He al - so pre - des - tined, For those He fore knew

36 Fm Cm Fm Cm Fm Cm Fm Cm



He al - so pre - des - tined, To be con - formed to the

40 Fm Cm Fm Cm Fm Cm Fm Cm

im-age of His Son, that He might be first-born a-mong ma - ny. To

44 Fm Cm Fm Cm Fm Cm Fm Cm

be con formed\_ to\_ the im-age of His Son, that He might be first-born a-mong ma - ny.

48 Fm Cm Fm Cm Fm Cm Fm Cm F#m C#m

All\_ things, work to - ge-ther for good. All\_ things,

55 F#m C#m F#m C#m F#m C#m F#m C#m F#m C#m F#m C#m

work to - ge-ther for good. work to - ge-ther for good, work to - ge-ther for good,

61 F#m C#m F#m C#m F#m C#m F#m C#m F#m C#m F#m

work to - ge-ther for good, Ro-mans Eight, twen-ty - eight and nine.

Words: adapted from Romans 8:28,29 ESV Music: Constance Dever ©2015

**All Things**

D G A D

All things, we know that all things, all things work to-gether for the good, for

5 G D A Bm G<sup>9</sup> D A<sup>13</sup> D

those who love God: those who are called, called ac-cord-ing to His pur - pose. But why? What was God doing for His people?

10 G A G<sup>6</sup> D D<sup>9</sup> D G D

For those whom He fore-knew He al-so pre-des-tined, He pre-des-tined, to be con formed to

15 A Bm G<sup>9</sup> D A<sup>13</sup> G<sup>6</sup> D

be con-formed, con formed to the im age of His Son. But why? What was God doing for Jesus? That He, that

20 G A D D<sup>9</sup> D G D

He might be, the first-born a-mong ma-ny bro - thers, of ma - ny bro thers,

24 A Bm G D A D

that He might be, first-born of ma - ny, bro - thers.

27 A D

Ro - mans Eight, — twen - ty - eight and nine.

Words: adapted from Romans 8:28-29 ESV Music: Constance Dever ©2012



## The King of Love

### Verse 6

And so through all the length of days  
Thy goodness faileth never.  
Good shepherd may I sing Thy praise  
Within Thy house forever.

about this hymn:

Words: Henry W. Baker, Psalm 23 Music: Traditional Irish Melody

Long ago, a man named Henry Baker was thinking about this Bible truth, too. He wrote the words a hymn called "The King of Love" We're going to learn a verse from it.

God's people praise God for being the King of love. They delight in having Him as their king because all that He does comes from His heart of love for them that will never end or fail. God takes care of His people like a good shepherd cares for his sheep. Sheep are very stupid and need someone to take care all of their needs or else they will die. God promises to always be with His people, taking care of them throughout their whole length of days--their whole lives. And He will go on caring for them even after they die. He will take them to live with Him in heaven forever. How wonderful that will be! No wonder God's people want to sing His praise forever! We can become God's people when we turn from our sins and trust in Jesus as our Savior.

**The King of Love, v.6**

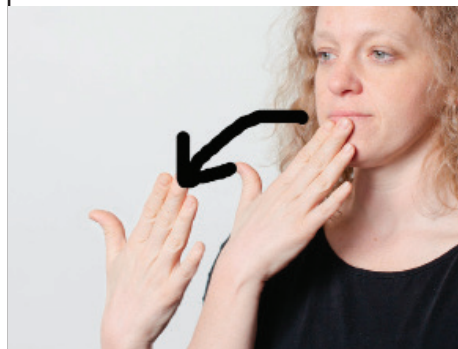
**PFI ESV Songs 8, Track 23**



**All**  
Left flat hand rests on back of right flat hand. Right flat hand is then brought up and around left hand and pivots so that back of right hand rests in left palm.

**Length**  
Rotate thumb of right "T" hand in a clockwise circle on left flat palm, fingers pointing up, palm facing out.

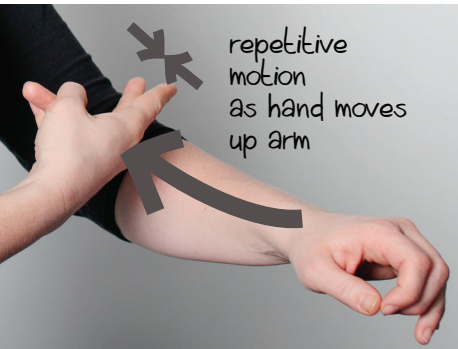
**Days**  
Left arm, palm down, faces right with index finger extended and touching elbow of right arm, which points up with index finger extended up. Right arm is then pivoted down in an arc until it rests just above left elbow.



**Goodness, Good**  
Fingers of right flat hand are placed at lips, then brought forward. Some end this sign by resting the right hand in the upturned palm of the left flat hand.



**Never**  
Open, right hand, palm facing forward and fingers together, makes a short semi-circle out to the right, then moves straight down, similar to the shape of a question mark.



**Shepherd**  
Back of right "V" hand is placed on back of left forearm. Open and close right "V" fingers as they move up left forearm.



**Sing**  
Wave the right flat hand back and forth over left flat hand.



**House**  
Place fingertips of right and hand at near chin moving toward the cheek with a slightly curved hand.



**Forever**  
Downturned right "Y" hand moves up and away from body.

## If God Is For Us

If God is for us, who can be against us?

He did not spare his own Son,

But gave him up for us all,

How will he not also with him, Graciously give us all things?

How will he not also with him, Graciously give us all things?

Who shall separate us from the love of Christ?

Shall tribulation, or distress,

Persecution, famine, nakedness?

No, in all these things we are more than conquerors,

Through him who loved us.

Neither life nor death, nor anything else

Will separate us from God's love in Christ.

Romans Eight, thirty-one and two,

thirty-five, thirty-seven. through nine.

about this Bible verse:

Words: adapted from Romans 8:31-32,35,37-39, ESV Music: Constance Dever ©2015

God's people will have to face many kinds of difficulties and even enemies as they live for God. Sometimes it may feel like too much is against them and they cannot keep winning the fight to live for God. But, while they may be too weak to fight and win, God is not. He ALWAYS wins. And He at work in them can give them everything they need to fight and win. They need never doubt this. Why, God already gave up His Son, Jesus, to die for their sins and save them. Will He not give them whatever else they will need? Yes, of course!

God will always love His people and be with His people. Yes, there may be some very difficult things that they face. But even the most difficult things in this life...even death itself...will NEVER separate God's people from their loving Father in heaven. He bought them through the death of His only and only Son, Jesus. They are His dear people. He sets limits on what difficulties they will have to go through here on earth. He makes sure to give them everything they need to endure them. And one day, they will leave this world and go to live with Him, face-to-face. Never, ever will anything keep them from His very presence for all of eternity.

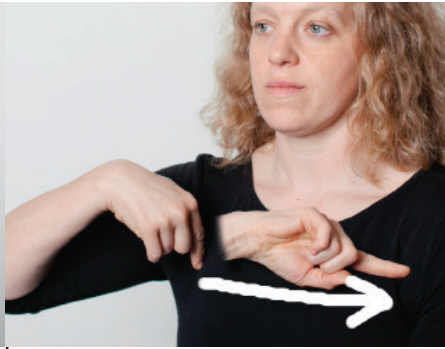


**If God Is For Us: Romans 8:31-32,35,38-39**


**PFI ESV Songs 8, Track 24**




**God**  
Right open hand, palm facing left, is held up above head level then brought down and back in a slight arc, ending with a "B" hand at the upper chest level.



**Us**  
Right index finger touches right shoulder, then moves left touch left shoulder.



**Against**  
Right "G" hand, index finger pointing left, is brought close to left "G" hand, index finger pointing right, without touching.



**He**  
Point right index finger forward and up (for God).



**Not**  
Thumb and index fingers of downturned right "5" hand are placed on sides of downturned "S" hand. The right hand pivots back and forth while keeping light contact with left hand.



**Own**  
Fingertips of both bend hands are placed on chest.



**Gave Up**  
Both "A" hands are held in front of body, palms facing down. Bring both hands up simultaneously while forming open hands, palms facing forward.



**Us All**  
Touch mouth with index finger of right W hand a couple times (sign for water);. Then move both hands horizontally, with fingers & thumb spread apart.. Move hands downwards as you wiggle your fingers in short stages.



**Graciously**  
Touch lips with fingertips of both flat hands, then move hands forward until palms are facing upward.


**If God Be For Us: Romans 8:31-32,35,37-39, continued**

**PFI ESV Songs 8, Track 24**




**Things**

Both flat hands, palms facing up, are lowered in front of chest, then moved slightly out to each side.



**Separate**

Both "A" hands touch in front of body at the knuckles, then are thrust apart.



**Love**

Fists are crossed on chest, palms facing body.



**Christ**

Right "C" hand is placed at right shoulder then moved down across chest, ending at right hip.



**Tribulation, Distress**

"5" hands, palms facing inward and middle fingers bend forward, alternate moving towards and away from chest several times.



**Famine**

Fingertips of right "C" hand, palm facing body, is placed on upper mid chest and moved down a short distance.



**Conquerors**

Right "S" hand is placed across left "S" hand then brought over and down a bit.



**Death**

Hold both flat hands in front of body with fingertips pointing forward, right flat hand palm up and left flat hand palm down. Flip both over towards the left until the right palm is face down and the left palm is face up.



**Anything Else**

Thumb of right "A" hand leads in tracing an s-shaped curve in front of the body. Then, open up the right hand, palm facing up and drop it slightly a few times as it moves to the right.



## Who Shall Separate Us?

Who shall separate us from the love of Christ? (No one!)

Who shall separate us from the love of Christ? (No one!)

Shall tribulation? No!

Shall distress? No!

Persecution, famine, nakedness? No!

Danger or sword? No!

In all these things we are more than conquerors,

Through Him who loved us,

For I am sure that neither death nor life,

Nor anything else in all creation,

Will be able to separate us from the love of God

In Christ Jesus our Lord.

Romans Eight, thirty-five, eight and nine.

about this Bible verse:

Words: adapted from Romans 8:35,38,39, ESV Music: Constance Dever ©2011


God will always love His people and be with His people. Yes, there may be some very difficult things that they face. But even the most difficult things in this life...even death itself...will NEVER separate God's people from their loving Father in heaven. He bought them through the death of His only and only Son, Jesus. They are His dear people. He sets limits on what difficulties they will have to go through here on earth. He makes sure to give them everything they need to endure them. And one day, they will leave this world and go to live with Him, face-to-face. Never, ever will anything keep them from His very presence for all of eternity.

**Who Shall Separate Us?: Romans 8:35,38,39**

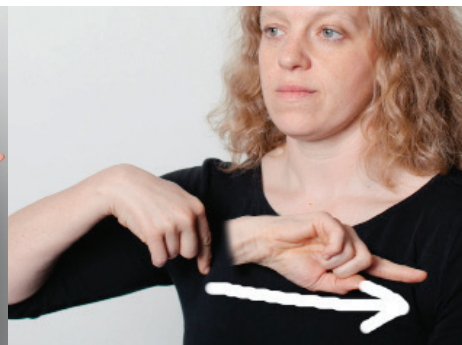
**PFI ESV Songs 8, Track 25**



**2x's**  
 Right thumb touches chin. Right index finger is wiggled up and down rapidly several times while lips from "Who."



**Separate**  
 Both "A" hands touch in front of body at the knuckles, then are thrust apart.



**Us, We**  
 Right index finger touches right shoulder, then moves left touch left shoulder.



**Love, Loved**  
 Fists are crossed on chest, palms facing body.



**Christ**  
 Right "C" hand is placed at right shoulder then moved down across chest, ending at right hip.



**Tribulation, Distress**  
 "5" hands, palms facing inward and middle fingers bend forward, alternate moving towards and away from chest several times.



**Famine**  
 Fingertips of right "C" hand, palm facing body, is placed on upper mid chest and moved down a short distance.



**Danger**  
 Left closed hand is held in front of body, knuckles facing right. Back of right "A" thumb is moved over the back of the left hand and up.



**No**  
 Index and middle finger of right "N" hand are held above extended right thumb, forming an "O".

**Who Shall Separate Us?: Romans 8:35,38,39, continued**

**PFI ESV Songs 8, Track 25**



**Things**

Both flat hands, palms facing up, are lowered in front of chest, then moved slightly out to each side.



**Conquerors**

Right "S" hand is placed across left "S" hand then brought over and down a bit.



**Death**

Hold both flat hands in front of body with fingertips pointing forward, right flat hand palm up and left flat hand palm down. Flip both over towards the left until the right palm is face down and the left palm is face up.



**Life**

Upturned thumbs of "A" hands move upward in front of chest in unison.




**All**

Left flat hand rests on back of right flat hand. Right flat hand is then brought up and around left hand and pivots so that back of right hand rests in left palm.



**Creation**

Both "5" hands, palms side down, are held in front of the body then spread outward and slightly up.



**God**

Right open hand, palm facing left, is held up above head level then brought down and back in a slight arc, ending with a "B" hand at the upper chest level.



**Jesus**

Middle, bent finger of right "5" hand touches middle of left open palm, palms facing each other. Then middle, bent finger of left "5" hand touches middle of right open palm, palms facing each other.



**Lord**

Both "X" hands, held near sides with palms facing up, move upward and outward in circles simultaneously.



## **I Will Betroth You to Me**

I will betroth you to me forever,  
I will betroth you to me forever,  
In righteousness and justice,  
In love and in mercy.  
I will betroth you to me forever,  
I will betroth you to me forever,  
Hosea Two, nineteen.

about this Bible verse:

Words: Hosea 2:19, ESV Music: Constance Dever ©2011

To be betrothed to someone is to make a special promise to love someone always. Men and women in Bible times used to betroth themselves to each other when they were going to get married. This was kind of like getting engaged (like men and women do today), but an even bigger promise than that. God betrothes Himself to His people. That means that He promises to love them always with a love that cannot be broken. He will love them and care for them, even more than a man and a woman love each other when they get married. And this love will never, ever end. And what will that love be like? It will be righteous and just--that means He will always do the right thing. He will never do anything evil or treat them badly. It will be full of selfless love and full of mercy. He will treat them with such tenderness and kindness. The Bible tells us that at the end of time, all of God's people will live with God forever. It tells us that Jesus will be like the bridegroom who greets his bride on his wedding day with great joy and begins his life with the one he loves. There will never be anything better than this life with God!

**I Will Betroth You to Me: Hosea 2:19**

**PFI ESV Songs 8, Track 26**




**I, Me**

Point to self with right index finger.



**Betroth**

Touch lips with right index finger; then move flat right hand down and slap it against the thumb and index finger side of the closed left hand.



**You**

Point right index finger forward.




**Forever**

Downturned right "Y" hand moves up and away from body.



**Righteousness**

Right "H" hand, palm facing left, slides from heel to fingertips of left flat hand, palm up, changing into a flat hand as it moves down left palm.



**Justice**

Both "F" hands are held at side, fingers pointing forward. They alternate moving up and down a few times.



**Love**

Fists are crossed on chest, palms facing body.



**Mercy**

Right flat hand, palm facing body, starts over heart, then circles around the left flat hand, also palm facing body, which is held a short distance from chest.



## Even to Your Old Age

Even to your old age, I am he, I am he,

Even to your old age, I am he.

And to gray hairs I will carry you,

I will carry you.

And to gray hairs I will carry you,

I will carry you.

I have made, I will bear;

I will carry and save.

I am God, I have spoken,

I will bring it to pass.

I have made, I will bear;

I will carry and save.

I am God, I have purposed,

And I will do it.

Even to your old age I am he, I am he,

Even to your old age, I am he.

And I will carry, I will carry, I will carry you.

Isaiah Chapter Forty-six, verses four, nine and eleven.

about this Bible verse:

Words: Isaiah 46:4,9,11 ESV Music: Constance Dever ©2011

God's love will last for His people their whole lives and through all eternity. Whether they are young or old, He will take care of them and love them. Sometimes old people worry that there won't be anyone to take care of them. Maybe their bodies are too sick to work. Maybe their husband or wife has died and they live alone. It can feel very scary to not know how you will be taken care of. But God promises that He will always take care of His people... even through old age...even when they don't know how He will do it. God never breaks a promise. He is their loving Creator. He is their Savior. He has spoken His promises to take care of His people always and He will do it. Even if they don't know how He will do it, He will carry them all the way through life and bring them to heaven to live with Him forever. Oh, how wonderful is God's love for His people!

**Even to Your Old Age**

**PFI ESV Songs 8, Track 27**



**Old**  
Right hand holds onto an imaginary beard at chin and pulls downward.



**I**  
Point to self with right index finger.



**Carry, Bear**  
Both flat hands, palms facing up and one hand slightly in front of the other, are moved from right to left.



**Made**  
Pinky side of right "S" hand rests on top of thumb side of left "S" hand, palms facing in. Hands are pivoted in opposite directions several times, striking each other gently after each twist.




**God**  
Right open hand, palm facing left, is held up above head level then brought down and back in a slight arc, ending with a "B" hand at the upper chest level.



**Spoken**  
Right index finger touches mouth then makes a small forward circle as it moves to point outward.



**Bring to Pass**  
Point both index fingers of "D" hands outward, palms up. Then pivot both hands inward until palms face down.



**Purposed**  
Fingertips of right "V" hand are placed in palm of left flat hand which palm is facing right and fingertips facing forward. Fingertips of right "V" hand are then lifted from left palm, pivoted clockwise then placed back down on left palm.



**Do**  
Move open hands, palms down side to side at the same time.

**The King of Love, v.6**

C F G C G Am C F C F Csus<sup>4</sup>

1.;The\_ King of love my\_ shep - herd is, whose good - ness fail - eth\_\_\_ nev -  
 4.In\_ death's dark vale I\_\_\_ fear no ill, with\_ Thee, dear Lord, be - side  
 6.And\_ so through all the\_ length of days, Thy\_ good - ness fail - eth\_\_\_ nev -

8 C Am F C Dm G Am

er. I no - thing lack if I am His and  
 me. Thy rod and staff my com - fort still, thy  
 er. Good shep - herd may I sing Thy praise with -

13 Em F C G F C

He is mine for - ev - - er.  
 cross be - fore to guide me.  
 in Thy house for - ev - - er.

Words: Henry W. Baker, Psalm 23 Music: Traditional Irish Melody

**If God Is for Us**

G C Bm Em C

If God is for us, who can be a gainst\_ us?\_ He did not spare His own\_

5 G Em C G Em<sup>7</sup> C G

Son, but gave Him up\_\_\_ for us all. How will He not al-so with Him,

10 Em C G Em<sup>7</sup> C G Em C

gra-cious-ly give us allthings? How will He not al-so with Him, gra-cious-ly give us all

15 G G C Bm

things? Who shall se-pa-rate us, from the love of Christ?\_\_\_\_\_ Shall tri-bu

20 Em C G Em C G Em<sup>7</sup>

la - tion or dis-tress? Per-se - cu - tion, fa-mine, na-ked ness? No, in all these things we are

25 C G Em C G Em<sup>7</sup>

more than con-quer-ors, throughHim who loved us. Nei-ther life nor\_ death nor

29 C G Em G D C D G

an - y - thing else, will se - pa - rate us from God's love in Christ.

32 D C Em C D(sus4) D G

Ro - mans Eight, thir - ty - one and two, thir - ty - five, sev - en through nine.

Words: Romans 8:31-32, 35,37-39, ESV Music: Constance Dever ©2015

**Who Shall Separate Us?**

Who shall se - par - ate us from the love of Christ? (no one!) Who shall se - par -

ate us from the love of Christ? (no one!) Shall tri - bu - la - tion? No! Shall dis -

ress?— No! Per-se-cu-tion, fa - mine, na-ked-ness No! Dan - ger or

sword? No! In all these things we are more than con-quer - ors, thru

Him who loved us. For I am sure that nei - ther death nor life,

nor a-ny-thing else in all cre - a - tion, will be a-ble to se - pa-rate us

from God's love in Christ Je - sus our Lord.

Ro - mans Eight, thir - ty - five, eight and nine.

Words: adapted from Romans 8:35,38-39, ESV Music: Constance Dever ©2012



**I Will Betroth You to Me**

Eb
Bb
Gm
Eb
Bb
Eb



6
Bb
F
Gm
Bb
Eb



12
ritard
Gsus<sup>4</sup>
Eb
Eb
Bb
F



18
Eb
Bb
F
Bb



22
F
Eb
Bb



Words: adapted from Hosea 2:19 ESV Music: Constance Dever ©2012

**Even to Your Old Age**

D A(sus4)/C# D Bm D/A A(sus2)/G D<sup>6</sup> A(sus2)/G D<sup>6</sup> A D

E - ven to your old\_\_\_ age, I am He, I am He. E - ven

10 A(sus4)/C# D Bm D/A G(sus2) A D Bm A

to your old\_\_\_ age. I am\_\_\_ He. And to gray hairs I will

19 G D A G A D A Bm A G

car - ry you. I will car - ry you.\_\_\_\_\_ And to gray hairs I will car - ry

28 D G(sus2) A(sus4) D G A(sus2) Bm A

you. I will car - ry you. I havemade, I will bear, I will car - ry and

36 Bm G Bm G A(sus4) A G A(sus4)

save. I am God. I have spo ken. I willbring it to pass.\_\_\_\_\_ I havemade, I will bear I will

44 Bm A Bm G Bm G A(sus4) A D

car - ry and save. I am God. I have pur posed and I will do it.\_\_\_\_\_ E - ven

52 A(sus4)/C# Bm D/A A(sus2)/G D/F# A(sus2)/G A D A(sus4)/C# D Bm

to your old\_\_\_ age, I am He. I am He. E - ven to your old\_\_\_

62 D/A G(sus2) A Bm G(sus2) A(sus2) Bm A(sus2)

age. I am He. And I will car-ry, I will car-ry.

71 G(sus2) A(sus2) D A(sus4)

I will car - ry you. I - sai - ah Chap - ter

77 Bm D/A G(sus4) A(sus4) A G(sus4) D

For - ty - six, ver - ses four, nine and e - le - ven.

Words: Isaiah 46:4,9,11 ESV Music: Constance Dever ©2015

