



Unit 8 Core Curriculum--NIV
The God Who Loves

Constance Dever ©2015



Curriculum for preschool and elementary age children,
training tools, music and other resources
are available for download or to order at:
www.praisefactory.org

© 2015 Praise Factory Media all rights reserved. May be reproduced by licensed user for classroom purposes only.

This and many other resources are available online at www.praisefactory.org

Scripture quotations marked (NIV) are taken from the Holy Bible, New International Version®, NIV®, Copyright © 1973, 1978, 1984 by Biblica, Inc.™ Used by permission of Zondervan. All rights reserved worldwide.www.zondervan.com

Scripture quotations marked (ESV) are from The Holy Bible, English Standard Version® (ESV®), copyright © 2001 by Crossway, a publishing ministry of Good News Publishers. Used by permission. All rights reserved.

Scripture quotations marked HCSB are taken from the Holman Christian Standard Bible®, Copyright © 1999, 2000, 2002, 2003, 2009 by Holman Bible Publishers. Used by permission. Holman Christian Standard Bible®, Holman CSB®, and HCSB® are federally registered trademarks of Holman Bible Publishers.

The Psalm Behind the Name

Psalm 100

(v.1) Make a joyful noise to the Lord, all the earth!

(v.2) Serve the Lord with gladness!

Come into His presence with singing!

(v.3) Know that the LORD, He is God!

It is He who made us, and we are His;

We are His people, and the sheep of His pasture.

(v.4) Enter His gates with thanksgiving,

And His courts with praise!

Give thanks to Him; bless His name!

(v.5) For the Lord is good;

His steadfast love endures forever,

And His faithfulness to all generations.

May this curriculum help you to be manufacturers of noisy joy unto the Lord (v.1).
To sing (v.2), to know (v.3), and to worship Him with thanksgiving and praise (v.4),
that the witness of His great faithfulness might continue through all generations (v.5).

The Lord is amazing! He's not like anyone else!

Constance Dever

January 27, 2015

Table of Contents

Introducing the Praise Factory Family of Curriculum	7
The PFI Companion Resources	7
About PFI	8
Overview Chart of Units	9
PFI Curriculum Basics	10
Getting Started with Praise Factory Investigators	11
Session Prep	13
Learning More about the Praise Factory Investigators, by Resource	15
PFI Activities with Descriptions	20
Making the Curriculum Work for You	
Unit 8 Curriculum: The God Who Loves	21
Unit 8 Overview	23
List of Track Numbers for Unit 8 Music (NIV)	25
Bible Truth 1: God Blesses All People with Many Good Gifts	27
Overview	28
Lesson Plan (for use with all three lessons)	29
Lesson 1 Story and Resources	35
Lesson 2 Story and Resources	66
Lesson 3 Story and Resources	99
Bible Truth 2: God Loved His People Before They Loved Him	129
Overview	130
Lesson Plan (for use with all three lessons)	131
Lesson 1 Story and Resources	135
Lesson 2 Story and Resources	167
Lesson 3 Story and Resources	201
Bible Truth 3: God Showed the Depths of His Love By Giving His Son Jesus to Save His People	237
Overview	238
Lesson Plan (for use with all three lessons)	239
Lesson 1 Resources and Story	245
Lesson 2 Story and Resources	275
Lesson 3 Story and Resources	303
Bible Truth 4: God Loves His People by Caring for Their Needs	333
Overview	334
Lesson Plan (for use with all three lessons)	335
Lesson 1 Story and Resources	341
Lesson 2 Story and Resources	371
Lesson 3 Story and Resources	399

Unit 8 Curriculum, continued

Bible Truth 5: God Uses Everything in His People’s Lives for Their Good and His Glory	427
Overview	428
Lesson Plan (for use with all three lessons)	429
Lesson 1 Story and Resources	455
Lesson 2 Story and Resources	463
Lesson 3 Story and Resources	495
Bible Truth 6: God Will Never Stop Loving His People	525
Overview	526
Lesson Plan (for use with all three lessons)	527
Lesson 1 Story and Resources	533
Lesson 2 Story and Resources	565
Lesson 3 Story and Resources	597
VIPP Coloring Sheets	627

The PFI Companion Resources

While all the PFI resources are available for free download at praisefactory.org, many of the resources are available for purchase as hard copies, too.

There are three companion resources for each of the sixteen PFI units:

➔ **PFI Unit Core Curriculum Book (ESV/NIV) --offered for each unit**

The PFI Core Curriculum books contain the curriculum introduction, lesson plan, stories and activities for each Bible Truth in a unit. There are three stories per Bible Truth: an Old Testament, New Testament and church history/missions story. All three reinforce the same Bible truth concept, but from a different perspective. Each story has its own set of eleven response activities.

PFI Unit Songbook (ESV/NIV) --offered for each unit

The PFI Unit Songbooks provide lead sheets and sign language for every song used in a unit. The audio music is available for download online at www.praisefactory.org.

PFI Unit Prontos (ESV/NIV) --offered for each unit

The PFI Prontos books provide all of the unit's take home sheets. They are offered separately from the rest of the curriculum because they are usually photo-copied. These take-home sheets include the key concepts, lyrics to the songs, the session story, some review questions, a prayer and an activity sheet.

All of these materials may be photocopied for non-commercial church, classroom or school use by licensed users.

About the PFI Core Curriculum Book

This PFI Core Curriculum Book allows you to have the bulk of a unit's curriculum at your fingertips. It is a great way to get an overview of the curriculum and make decisions about which of the many resources offered for each session you want to use.

The only resources it does not include are those found in the PFI Songbook (large format lyric sheets, the lead sheet music and the sign language); and, the PFI Prontos.

The core curriculum for most units is contained in one book. A few of the very large units (with more than 6 Bible Truths) will be split into several volumes.

Other Praise Factory Resources

PFI: Praise Factory Investigators is the third in a family of three, inter-related curriculums:

- Hide 'n' Seek Kids (focus group: ages 2-4; adaptable range: ages 2-pre-K 5's)
- Deep Down Detectives (focus group: ages 4--6's; adaptable range: ages 3-2nd grade)
- PFI: (focus group: grades K-5th grade; adaptable range: pre-K 5's-6th grade)

Each curriculum teaches the same biblical themes, but present them in greater depth as the children grow and develop. Together, the curriculums work like an expanding spiral of truth that returns to reinforce the same truths with each curriculum, while leading the children to deeper understanding with each step up.

Learn more about these curriculums as well as other resources and ideas for reaching children with the gospel at: www.praisefactory.org.

About Praise Factory Investigators (PFI)

written for K-5th grade

can be used with pre K - 6th grade

In K-5th grade, the children take part in Praise Factory Investigators—the “mother ship” curriculum that gives name to the whole family of curriculum.

Curriculum Overview

Praise Factory Investigators is the third of the Praise Factory family of curriculums and is most suitable for kindergarten- grade 5 (ages 5-11). Like the other two Praise Factory curriculums, PFI is built around sixteen, theological themes, each framed in the form of a Big Question and Answer.

The sixteen themes form sixteen units of Bible truths which help the children understand the theme. There are a total of 104 Bible truths taught in the whole curriculum. Three sessions of curriculum are spent on each of these 104 Bible truths: one Old Testament lesson, one New Testament lesson and one “Story of the Saints” lesson (a Christian from church history, missions or today). This gives the children three sessions to dwell on the same Bible truth, but also see its enduring truth from three different perspectives.

In keeping with its detective-ish name, each story in PFI is presented as a case to solve. Each case begins with two questions for the children to find answers to as they listen. At the end of the story-telling, the children will be asked to solve the case and answer the questions.

The resources available for each session’s lesson are robust and expansive. They include a fully-scripted lesson plan, story, and eleven different reinforcement activities from which to choose.

An overview chart of the Theme/Big Question units and keys aspects of the curriculum follow. Then, we will look at the curriculum in more depth.

	PRAISE FACTORY UNIT	THEOLOGICAL THEME
1	Unit 1: The God Who Reveals Himself Big Question: How Can I Know What God Is Like? He Shows Me What He's Like!	Revelation
2	Unit 2: God's Wonderful Word, the Bible Big Question: What's So Special about the Bible? It Alone Is God's Word!	The Bible
3	Unit 3: The Good News of God Big Question: What Is the Gospel? Salvation through Faith in Christ!	The Gospel
4	Unit 4: The God Like None Other Big Question: Can Anybody Tell Me What the LORD Is Like? He's Not Like Anyone Else!	The Attributes of God
5	Unit 5: God, the Good Creator Big Question: Can You Tell Me What God Made? God Made All Things Good!	Creation
6	Unit 6: God, the Just and Merciful Big Question: How Did Bad Things Come to God's Good World? Bad Things Came through Sin!	The Fall
7	Unit 7: The Law-Giving God Big Question: What Are God's Laws Like? God's Laws Are Perfect!	God's Laws
8	Unit 8: The God Who Loves Big Question: What Is God's Love for His People Like? It's More than They Could Ever Deserve!	God's Enduring Love for His People
9	Unit 9: Jesus Christ, Immanuel, God with Us Big Question: What Did Jesus Come to Do? Jesus Came to Bring Us to God!	Jesus, the Son of God
10	Unit 10: The Holy Spirit, the Indwelling God Big Question: What Does the Holy Spirit Do in God's People? He Changes Their Heart!	The Holy Spirit
11	Unit 11: The God Who Saves Big Question: How Can We Be Saved? It's God's Free Gift!	Salvation
12	Unit 12: God's People Live for Him Big Question: How Should God's People Live? They Should Live Like Jesus!	Discipleship
13	Unit 13: The Sustaining God Big Question: Why Do God's People Keep Believing in Him? It is God's Sustaining Grace!	Perseverance of the Saints
14	Unit 14: The God Who Delights in Our Prayers Big Question: How Does God Want Us to Pray? Every Night and Day!	Prayer
15	Unit 15: God's People Gather Together Big Question: Why Do God's People Go to Church? To Worship God and Love One Another!	The Church
16	Unit 16: Jesus, the Returning King Big Question: What Will Happen When Jesus Comes Back? God Will Make Everything New!	The Return of Christ

Praise Factory Investigators Curriculum Basics

Focus Age Range:	K-5th grade
Useful Age Range	pre-K 5's to 6th grade
Number of Units	16 (one per Theme)
Number of Bible Truths included in the 16 Units (Themes)	104 in all (3 to 14 per unit)
Number of Lessons for each of the 104 Bible Truths	3 lessons
Stories per Bible Truth	3 Stories: 1 Old Testament Story 1 New Testament Story 1 Story of the Saints (Church History/Missions)
Bible Verse per Bible Truth	1 Bible Verse
Resources/Activities for each Lesson	<ul style="list-style-type: none"> • Fully Scripted Lesson Plan • Story • Big Question, Bible Verse, Hymn Songs • Craft • Story Review Games • Hymn Singing and Sign Language Activity • Bible Verse Games • ACTS Prayer (Adoration, Confession, Thanksgiving, Supplication) • Custom Discussion Sheets to Go with Every Activity • Story-related Snack • VIPP (Very Important Prayer Person) Prayer Activity • Take Home Sheets for Each Lesson
Total Amount of Curriculum	6 years <i>(if you use all 3 lessons)</i>
Adaptability	<ul style="list-style-type: none"> • can be adapted to 1-3 lessons per Bible Truth, though you will lose stories if you do cut it down • great for Sunday School, "Children's Church", Wednesday and Sunday evening programs, schools and Vacation Bible School

Getting Started with Praise Factory Investigators

Get It



Order the **Praise Factory Tour: Extended Version** (or follow along on the website in the Tour section). It is going to be your easiest, most visual way to learn about this curriculum. Order/download the **Praise Factory Investigators ESV or NIV Unit Core Curriculum, Praise Factory Investigators ESV or NIV Unit Songbook, and the Praise Factory Investigators ESV or NIV Unit Prontos**, for Unit 1, or whichever unit you want to do.

Tour It....Three Times

1

1. Read through the whole Praise Factory Tour book once.

Learn how the Praise Factory family of curriculum is related to each other. Pay special attention to the section on Praise Factory Investigators.

2

2. Go back and read through just the section on Praise Factory Investigators in the Tour book again.

3

3. Now go back and read the Praise Factory Investigators section of the Tour book a third time, only this time, get out your curriculum books: Praise Factory Investigators ESV or NIV Unit Core Curriculum, Praise Factory Investigators ESV or NIV Unit Songbook, and the Praise Factory Investigators ESV or NIV Unit Prontos and follow along.

This will help see how the curriculum flows and where to find each of the resources visualized in the Tour Book.

Take Note

A few things to notice about the curriculum:

1. The resources for every Bible Truth **always include the same set of resources and are always presented in the same order.** Get to know the resources of one Bible Truth and you know them for all.

2. There is one Bible verse, but three stories for each Bible Truth: **an Old Testament, a New Testament, and a Church History/Missions story.**

3. The Unit Core Curriculum has **almost** everything your teachers will use in the classroom.

Notice that there is only lesson plan used for all three lessons for each Bible Truth. That's because the basic Bible truths are the same. Stories, questions, and activities for each lesson are different, of course. These difference are clearly noted, as you can see if you look through the lesson plan.

4. The Songbooks are more than just books of lyrics and sheet music for the unit. They also **contain the sign language signs that the songs activities use.**

5. The Prontos are **designed to be the take home sheets for each lesson.** However, **some people like to teach from it.** It has the Bible Truth and Bible verse, the story text, a few questions, the lyrics to the songs, and an ACTS prayer. If you download a couple activities from the website, then you have all you need for a basic teaching session...in a much smaller package.




Choose What You'll Use



Not everyone will want or will need or will be able to do all of the curriculum, as written. So much depends upon your kids, your teachers, your space, your time and your teaching goals. There are a ton of activities and pretty much no one, except our church (CHBC for whom this curriculum is written) does all of the activities. This means you need to think about what fits you best. Ideas for how to choose what to use for various situations are included in the "More Details" section of this chapter.

Ready to Rip?



Chances are, you will be making copies of the curriculum for your teachers. You may want to keep your books intact and photocopy right from the book. However, if you are using a lot of activities and distributing them to a number of teachers, you may find it easier to take the resources out of the book completely and copying them that way. This will save you a lot of time. Just make sure to clip your originals together with a binder clip to get them in good shape and ready for you next time you use them. **Or, you may just want to print your copies from the download version of the curriculum. All resources (except the lesson plans and the stories) can accessed this way.**

Getting Started with Praise Factory Investigators, continued

Bind It So They Can Find It



Once you've chosen what you want to use, make copies and put them in binders. Separate each lesson's materials with labeled tab dividers so that the teachers will be able to find the resources they need for each session. We like to put a few extra aids in the binder in the back: such as classroom management tips; what our teachers should do if they need a substitute teacher; and, where to find certain supplies they will need.

Download It



Download the **zip file of unit songs** from the website. A pdf of the track numbers is also included.

Make It... Before You Get Started

There is a set of resources you will be glad you made ahead of time: the games! The Praise Factory Investigators curriculum is a very active curriculum, with a number of different games suggested each lesson. The good news is that they are used in a rotation throughout the curriculum. That means, once you make these games, you store them and use them over and over (and for years to come!).



While you only need to make whatever games you choose to use with each lesson, **I would highly suggest you make all the games before you start using the curriculum and then storing them.** Get the prep work over with at the beginning and coast your way through years of enjoyment!

Store them in ziploc bags or baskets and pull them out when needed. So simple! Your teachers will love how easy it is to have an engaging learning session with so little work for them to do! And happy teachers are repeat teachers! **A full list of the games and the supplies needed to make them can be found in the "More Details" section of this chapter or in the Praise Factory Investigators Curriculum section online.**

Protect and Store It



This is a curriculum that keeps on giving, year after year. If you do a good job of storing the curriculum it will serve your church well and at little cost for many years. We store the resources for each unit in **manila envelopes and magazine storage boxes.**

Learn More



There are many more resources online that may help you customize the curriculum to fit your learning situation. These are listed online in the Praise Factory Resources section, as well as in the Getting Started Section.

Two you might especially want to look at are:

- **From the Ground Up** (Making a Great Start in Children's Ministry and with the Praise Factory Family of Curriculum)--(you've got this already. That's this book!)
- **Classroom Management Suggestions for Elementary School Age Children**

These are available for download or to order through amazon.com

See It in Action



visit us in
Washington,
D.C.

Three times a year (the third Saturday/Sunday of March, May and September), we hold a **free lunch, learn-and-look workshop and observation time here at Capitol Hill Baptist Church in Washington, D.C.**

On the Saturday, we gather for lunch and talk philosophy, child protection policy, encouraging parents, dealing with discipline issues, etc. and, of course, curriculum. After finishing up our group session, we are happy to talk to individual churches about their particular situation.

Then, on Sunday, we offer an opportunity to see Praise Factory Investigators as well as the other Praise Factory curriculum in action in our classes. The registration form for these workshops can be found on the Praise Factory website.

Session Prep (especially good for newbies!)

Pray!



Pray for the Holy Spirit to be at work in your heart and in the children's hearts.

Review



1. If new to the curriculum, look at the previous **Getting Started with Praise Factory Investigators section** (p.147 this book, or p. 11 in each Core Curriculum book). It will be especially helpful to read through the Praise Factory Investigators section of **The Praise Factory Tour: Extended Version Book**. This will be a visual way to understand what goes on in the classroom.
2. Notice that there is only lesson plan used for all three lessons for each Bible Truth. That's because the basic Bible truths are the same. Stories, questions, and activities for each lesson are different, of course. These difference are clearly noted, as you can see if you look through the lesson plan.
3. Flip through the resources for a particular Bible Truth. The resources offered for every Bible Truth are always the same and they are always ordered in the same order.

Look through and Learn the Lesson



Read over **lesson plan**. Learn the flow of the lesson. Read through the key concepts. You might want to look at the Bible Truth Discussion Sheet, found with each session's activities. It takes the Bible Truth concept and breaks it down into discussion question format. Some of the questions and answers might be helpful to have in your head before teaching the concept to the children.

Let There Be Music



Download the music and listen to the songs. Choose which of the songs you will use with the children. Practice the sign language, if you are using it. If using live musicians, make sure they have the sheet music from the Praise Factory Investigators Unit songbook.

You've Got a Story to Tell!



1. Read the Bible verses and the story, itself. Pray!
2. Create story cue cards on index cards (or highlight text).
3. Practice telling story dramatically, timing your presentation Shorten, if necessary to fit your allotted time.
4. Decorate area with story props that help bring your story alive.

Prepare Any Activities



Choose the activities you want to use. Bear in mind your time frame as well as the developmental abilities and attention span of your children as you decide what/how many to prepare. Look over the Discussion Question Sheet that goes with each activity. Choose a few questions you might use to spark discussion with the children. Prepare any craft, snack or game for your class.

Let Them Take It with Them



Make copies of the take home sheet.

Store It



After your session is over, collect the resources and store them for future use. This curriculum can be used over and over for years to come.

Learning More about the Praise Factory Investigators, by Resource

The extra-depth information starts here! Follow along in the Core Curriculum, Songbook and Pronto Books for Unit 1 (or another unit) as you read below. **We will be describing curriculum elements in the order they appear in the lesson plan. But first, here's a reminder of how a Praise Factory Investigators session is structured:**

Session Format: Regular Classroom or Large Group/Small Group Format

The PFI curriculum can be used in a regular classroom setting, in which all the children participate in the same activities at the same time; or, in a large group/small group format, in which the children gather together for opening activities and the story, then split up into small groups, each with their own activity, and finally coming back together for each group to make a presentation to the other children (or to the parents) at the end of session. Small groups alternate to a different activity each lesson for variety. Each PFI session follows the same three-part format, as described here:

Session Overview

Each PFI session follows the same three-part format, as described here:

PART 1: GETTING STARTED

A time to welcome the children to the class, introduce the class rules and the "Big Question and Answer" (and related songs) of the theological theme they are studying.

PART 2: DIGGIN' DEEP DOWN

The Bible truth (and related songs) is introduced. The Case Questions are revealed, the Bible story told, then the Case Questions answered. The teacher closes with an ACTS prayer (A prayer including **A**doration, **C**onfession, **T**hanksgiving, and **S**upplication related to the Bible truth they are learning.)

PART 3: TAKING ACTION

The children participate in the response activities chosen for the day and (if desired), presenting what they've learned to each other or to parents at the end of the session. Teachers give out take home sheets as children are dismissed.

Session Length

The resources for each PFI session-- as described in the lesson plan--are designed for a 60 to 90 minutes session. However, they can be easily shaped for you to tailor them to fit a shorter or longer session.

PFI Activities with Descriptions *(in order of use in curriculum)*

PFI Activities, by Section

Ok, now let's look at all of the activities included in each Praise Factory Investigator session, in order of use. You can, of course, choose which ones you want to include (or not include) in your own classroom.

Remember! Get out your resources and follow along!

PART ONE: Getting Started (Welcome and Opening Songs)

A time to welcome the children to the class, introduce the class rules and the Big Question and Answer (and related songs) of the theological theme they are studying.



Welcome to Praise Factory: PFI: Praise Factory Investigators Theme Song

PFI begins with the **Praise Factory Investigators Theme Song**--a detective-sounding song that introduces the idea of digging down in the truths of God's Word for answers to our Big Questions about God. Found on the PFI Unit Songs along with all the other songs. These songs are all downloadable off of the Praise Factory website.



Rules to Help Us Worship God and Love One Another:

The WoGoLOA Classroom Rules Song

WoGoLOA stands for Worship God and Love One Another--the two things we hope to help the children do during the PFI session. This song reminds the children of ways they can act to help all worship God and love one another. *(PFI Unit Songs)*



Big Question Under Investigation: Big Question & Answer and Songs

The Big Question and Answer for the unit (theological theme) are introduced. There are two Big Question songs to help the children remember the Big Question and Answer and what it means. The Big Q & A song is an adapted familiar nursery song/folk song which simply states the Big Question under Investigation and its answer. The Big Question Song is a new song especially written to help the children remember not just the Big Question and Answer, but what it means. *(PFI Unit Songs)*









Big Question Bible Verse: Bible Verse and Song

Each unit has a Bible verse that is central to the theological theme. This verse has been set to music to help the children remember it. *(PFI Unit Songs)*

PFI Activities with Descriptions *(in order of use in curriculum)*

PART TWO: Digging Deep Down (Key Bible Truth Concepts and Story)

With the unit's theological theme introduced, the session now turns to digging deeper down into the theological theme by looking at one particular aspect (Bible Truth) of the theme.

	<p>Bible Truth: Each unit has from three to fourteen Bible Truths. Each Bible truth is studied for three lessons. There are 104 Bible Truths in the whole curriculum.</p>
	<p>Bible Truth Hymn: One or more verses of a hymn that tie into the Bible Truth can be introduced at this point in the session. It also is offered in Part Three as a response activity with a complete set of discussion questions, sign language and a song game. <i>(PFI Unit Songs)</i></p>
	<p>Bible Truth Bible Verse: Each Bible Truth has a Bible verse that is central to the concept. This verse has been set to music to help the children remember it. The song can be introduced now, but it also offered in Part Three as a response activity with a complete set of discussion questions, sign language and a song game. <i>(PFI Unit Songs)</i></p>
	<p>Extra Bible Truth Bible Verse Song: Sometimes an extra Bible verse song is suggested. The words for this song are included in the response activities along with sign language. It can be used here or as a response activity. <i>(PFI Unit Songs)</i></p>
	<p>Bible Truth Story: (Old Testament, New Testament, or Story of the Saints) There is an Old Testament, New Testament and Story of the Saints story for each Bible Truth. The Old Testament or the New Testament story leads, followed by the Story of the Saints, then ending with the story from the other Testament. In keeping with the detective feel of PFI, each story is called a case and is introduced with two questions for the children to solve as they listen to the story. After the story is read, the teacher asks the children again and together they solve the case.</p>
	<p>Part Two: Digging Deep Down ends with prayer and dismissal to response activities.</p>

PFI Activities with Descriptions *(in order of use in curriculum)*

PART THREE: Taking Action (Response Activities to Choose from)

The children participate in the response activities chosen for the lesson; and (if desired), present what they've learned to each other or to parents at the end of the session. There are eleven different activities from which to choose. How many a teacher uses depends upon how much time you have and on whether you choose for everyone to do the same activities or whether you will split up into small groups and each do a different activity. A description of each activity follows.



Snack (and Discussion Planner):

A snack that includes food mentioned in the story or looks like something from the story, along with a description of how it ties into the story. Always feel free to modify the snack, being sensitive to food allergies. The snack sheet also includes a discussion planner to write down the questions you want to ask the children as they enjoy their snack. A question about the snack is included as the first discussion question.



ACTS Prayer:

In Praise Factory, the children learn the "ACTS" format of prayer. "A" is for Adoration (Praising God for who He is); "C" is for Confession (Saying sorry to God and turning from our sins); "T" is for Thanksgiving (Thanking God for His provisions); and, "S" is for Supplication (Asking God to supply our specific needs). Try to at least weave the Big Idea/Scripture Verse into A, C, T, or S, if not all four. Suggested ACTS applications for each Bible Truth are included on the ACTS prayer sheet.

Younger children can usually think up at least a related "Adoration" and a "Thanksgiving" related to the Bible Truth, while older children can usually think up a connection to all four. This is a wonderful way for them to expand their understanding of who God is, who we are as sinners, what we can thank God for and what we should ask of Him. It is also of great benefit to families who can easily apply this format to their own family devotions and prayer times.



Story Review and Game:

This activity includes discussion questions to understand and a game to reinforce the story.

End of session presentation option: Have children read some of their discussion questions for the other children to answer.









Bible Truth Review and Game:

This activity includes discussion questions to understand and a game to reinforce the Bible Truth.



End of session presentation option: Have children read some of their discussion questions for the other children to answer.

PFI Activities with Descriptions *(in order of use in curriculum)*

	<p>Bible Truth Hymn: This activity is one or more verses from a hymn which relates to the Bible Truth being learned. It includes discussion question for understanding the hymn, sign language of key words, and a song game that can be used with the song and the sign language. The audio and sheet music is available for download on the Praise Factory website.</p> <p><i>End of session presentation option:</i> Have children sing and sign their song and teach it to the other children.</p>
	<p>Bible Verse Review and Game: This activity includes discussion questions to understand and a game to reinforce the Bible Verse.</p> <p><i>End of session presentation option:</i> Have children read some of their discussion questions for the other children to answer.</p>
	<p>Bible Verse Song: Every PFI Bible verse has been set to music. This song can be used along with the Bible Verse Review discussion questions, listed in the previous activity. Sign language of key words and a song game that can be used with the song and the sign language are also included. The audio and sheet music is also available on the website for download.</p> <p><i>End of session presentation option:</i> Have children sing and sign their song and teach it to the other children.</p>
	<p>Case RePlay, Jr: Drama Activity for Youngest Children (children do same story actions together)</p> <p>This is a simpler drama activity in which the teacher leads all the children in doing the same actions as she retells the story.</p> <p><i>End of session presentation option:</i> Have the children act out the story for the others to watch.</p>
	<p>Case RePlay, Sr: Drama Activity for Most Children (children re-tell story with individual parts)</p> <p>This is a more involved drama activity in which each child acts out a particular role as the teacher retells the story.</p> <p><i>End of session presentation option:</i> Have the children act out the story for the others to watch.</p>
	<p>Craft: This craft activity includes discussion questions to help the children understand the significance of what they are making.</p> <p><i>End of session presentation option:</i> Have children read some of their discussion questions for the other children to answer.</p>

PFI Activities with Descriptions *(in order of use in curriculum)*



VIPP (Very Important Prayer Person) Prayer Time, Coloring Sheets and Game

VIPP stands for Very Important Prayer Person. The VIPP Group learns about a VIPP—a Very Important Prayer Person—from your church. This activity really has nothing to do with the Bible Truth or the story. Instead, it is an opportunity to help the children know more about and pray for church leaders and missionaries. VIPPs should include elders, deacons, supported workers, and church staff. However, your church may not have many VIPPs of this kind. Feel free to use special volunteers (such as Sunday School teachers or the pianist) and other regular church members as VIPPs. It never hurts for children to get to know everyone in their church and pray for them! There is a fill-in-the-blank questionnaire that you can use to get information about the VIPP to share with the children. Or, you also can invite the VIPP to the class. There is a game and a set of coloring sheets (called Clue Cards) that you can use to help the children remember what they've learned about the VIPP. This activity ends with praying for the VIPP. The coloring sheets are set up as a take-home activity that they can use to teach and pray with their parents for the VIPP.

End of session presentation option: Have children tell about the VIPP and lead the class in praying for him (kids or the teacher can pray, as desired.)

TAKING IT HOME: The PFI Pronto



A take home booklet, called the PFI Pronto, is available for each lesson. It includes the key concepts, lyrics and track numbers for the songs, the story, and a few review questions is available online with the Praise Factory resources.

MAKING THE CURRICULUM WORK FOR YOU

Any curriculum is at best just a beginning for making a good fit with your teachers and children. The sooner you can think of its resources as tools in your toolbox and less like an immovable structure, the better. There are so many resources available with this curriculum that it leaves you with many options besides what is laid out in the lesson plans. Take the lesson plans and a big, red marker and start crossing out or shifting around activities. Think about what your children and teachers are used to already and what works well. If possible, you might want to try to make these resources fit into that format before you try to change everything. Some use the PFI curriculum just as Sunday School or children's church materials. Others use part of the resources during Sunday morning classes and use the other resources in the same lesson in the Sunday evening program. Still others use it for Vacation Bible School. No doubt you will come up with yet other uses.



Unit 8
Curriculum

UNIT 8: THE GOD WHO LOVES

UNIT OVERVIEW

God knew and loved His people even before the world began, even though He knew they were sinners who would rebel against Him. He always planned to care for them and to save them from their sins through Jesus. He always planned to work in their hearts by His Holy Spirit so they would love Him and want to live for Him. He always planned to bring them home to live with Him in heaven forever.

UNIT BIBLE VERSE: 1 Chronicles 16:34

“Oh give thanks to the LORD, for He is good; for His steadfast love endures forever!”

BIG QUESTION UNDER INVESTIGATION: What Is God’s Love for His People Like?

ANSWER: It’s More than They Could Ever Deserve!

BIBLE TRUTH 1: God Blesses All People with Many Good Gifts

The Case of the Gift-Seeking General *2 Kings 5 OT*

The Case of the Father-like Love *Story of the Saints*

The Case of the King Who Kept His Mouth Shut *Acts 12:20-35 NT*

Bible Verse: Psalm 145: 9-10,13,15-17

BIBLE TRUTH 2: God Loved His People Before They Loved Him

The Case of the Long-Lived Lavish Love *Ephesians 1; Romans 8; Genesis; Exodus; 1 Kings/ 1 Chronicles; 2 Kings/2 Chronicles; Luke; Acts; Revelation 7:9 OT*

The Case of the Doctor Who Needed Patience *Story of the Saints*

The Case of the Chosen Who Needed Courage

Acts 18- 20; Ephesians; Colossians 4:7-9, 1 and 2 Timothy, Revelation 2:1-7 NT

Bible Verse: Ephesians 1:4-6

BIBLE TRUTH 3: God Showed the Depths of His Love By Giving His Son Jesus to Save His People

The Case of the Lifted-Up Lifesaver *Numbers 21:4-9; 2 Kings 18:4; John 3:1-1 OT*

The Case of the Peace-Maker *Story of the Saints*

The Case of the Matchless Marvel *Proverbs 8:30; Isaiah 41:2; Matthew 3:17; 17:5; 26-28;*

John 1:1-18; 3:16; 17:25; Ephesians 1:1-14 NT

Bible Verse: 1 John 4:10

BIBLE TRUTH 4: God Loves His People by Caring for Their Needs

The Case of the Unbending Knees *Daniel 3 OT*

The Case of the Penniless, Rich Man *Story of the Saints*

The Case of the Two Needy Men *2 Peter NT*

Bible Verse: Psalm 23:1-6

BIBLE TRUTH 5: God Uses Everything in His People’s Lives for Their Good and His Glory

The Case of the Man with the Diving Pigs *Matthew 9; Mark 4-5; Luke 8 NT*

The Case of the Blind Cliff-Walker *Story of the Saints*

The Case of the Ancient Mummy *Genesis 37, 49-50; Exodus 1, 6-11, 13; Joshua 24 OT*

Bible Verse: Romans 8:28-30

BIBLE TRUTH 6: God Will Never Stop Loving His People

The Case of the Willful Wife *The Book of Hosea OT*

The Case of the Giant Joy *Story of the Saints*

The Case of the Forward-Lookers *Acts 17,18; 1 and 2 Thessalonians NT*

Bible Verse: Romans 8:31-23,35,37-39

PFI NIV SONGS 8 TRACK NUMBERS

This is a listing of all songs mentioned in the unit curriculum. You may or may not choose to use all of the songs. They are listed in easy-reference order--NOT in the order used in the curriculum.

You may choose to simply burn a CD/load them onto an mp3 device in this order. Or, you may want to do what we do: choose the songs we want to use and create a playlist of them in that order. Then, we burn a CD/upload the playlist onto an mp3 device. A teacher only has to click forward to the next song, instead of hunting for the right track. The track number have been included as part of the title of each song, teachers will still have a reference to the track number listed in the curriculum (same as those listed below), even if you change the order on your customized playlist.

- 1 PFI Theme Song
- 2 WoGoLOA Rules Song

UNIT 8: THE GOD WHO LOVES

- 3 Big Q and A 8 Song
- 4 Big Question 8 Song: What Is God's Love for His People Like?
- 5 Unit 8 Bible Verse: Forever and Ever 1 Chronicles 16:34, NIV 1984

Bible Truth 1: God Blesses All People with Many Good Gifts

- 6 Hymn: Be Thou My Vision, v.3
- 7 Bible Verse: The LORD Is Good to All Psalm 145:9,13,15-17, NIV 1984

Bible Truth 2: God Loved His People Before They Loved Him

- 8 Hymn: Oh, How I Love Jesus, v.1
- 9 Bible Verse: For He Chose Us Ephesians 1:4-5, NIV 1984

Bible Truth 3: God Showed the Depths of His Love By Giving His Son Jesus to Save His People

- 10 Hymn: To God Be the Glory, v.1
- 11 *Extra Song: God's One Big Plan*
- 12 Bible Verse: This Is Love 1 John 4:10, NIV 1984

Bible Truth 4: God Loves His People by Caring for Their Needs

- 13 Hymn: The King of Love, v.1
- 14 Hymn: The King of Love, v.4
- 15 Bible Verse: The LORD Is My Shepherd Psalm 23:1-4,6 NIV 1984

Bible Truth 5: God Uses Everything in His People's Lives for Their Good and His Glory

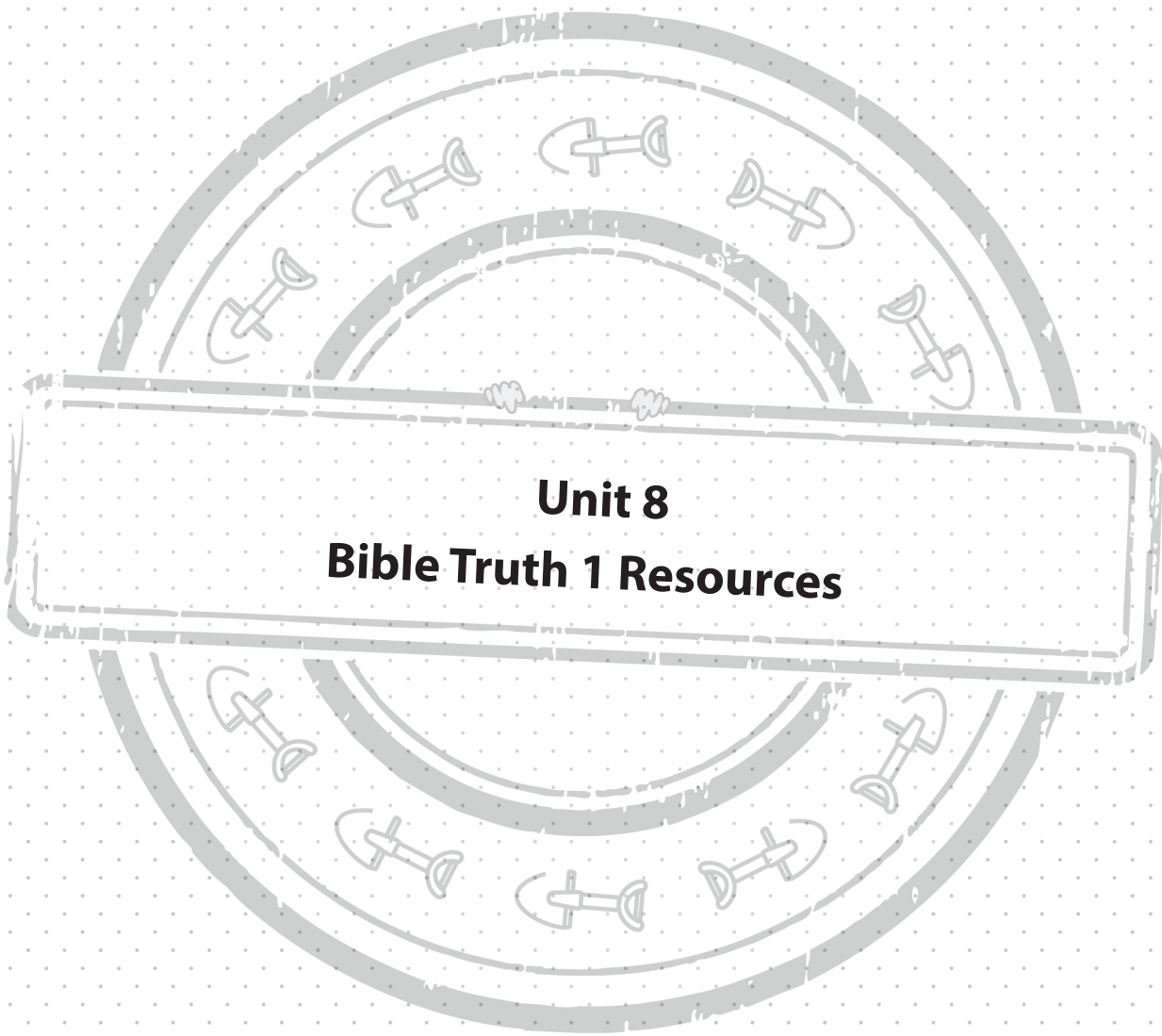
- 16 Hymn: How Firm a Foundation, v.3
- 17 Hymn: How Firm a Foundation v.4
- 18 Bible Verse: All Things Romans 8:28-29, NIV 1984

Bible Truth 6: God Will Never Stop Loving His People

- 19 Hymn: The King of Love, v.6
- 20 Bible Verse: Who Shall Separate Us? Romans 8:35,38-39, NIV 1984
- 21 *Extra Bible Verse: I Will Betroth You to Me Hosea 2:19, NIV 1984*

Why the Extra Songs?

PFI is a curriculum used by a wide age-span of kids. Sometimes one of the other songs is a better fit for your kids. Or, you may simply want to teach them more songs on the same Bible Truth. Use as many or as few as you want.



BIBLE TRUTH 1 OVERVIEW

Unit 8: The God Who Loves

Big Question and Answer: "What is God's love for His people like? It's more than they could ever deserve!"

Bible Verse: "Give thanks to the LORD for He is good. His love endures forever." 1 Chronicles 16:34

Bible Truth 1 Concept: God Blesses All People with Many Good Gifts

God has given many good gifts to all people--whether they love and obey Him or not. He made this beautiful world for all to enjoy. He has given each of us a heart to know and love Him and others. He has given each of us a body to do many different, wonderful things. He provides the sun and rain, the hot and cold, to grow the food we need. He keeps all living things alive each day. These are just some of the many good gifts God has blessed us with.

Why did God give us these good gifts? To enjoy them, to understand what He is like, and to glorify Him for giving them to us. Everyone should glorify God for His many good gifts given to them, but especially God's people. They enjoy the same good gifts as everyone else and far, far more. God is their Heavenly Father and they are His dearly loved children. Jesus died to save them from their sins. The Holy Spirit lives inside them and helps them to love, obey and enjoy God. And one day, they will get to live with Him forever. These are the very best gifts of all. They are gifts that can be ours even today, if we turn from our sins and trust in Jesus as our Savior.

Bible Truth 1 Bible Verse

Meditation Version: Psalm 145:9-10,13,15-17

"The LORD is good to all; He has compassion on all He has made. All you have made will praise you, O LORD; your saints will extol you... The LORD is faithful in all his words and kind in all his works... The eyes of all look to You, and You give them their food at the proper time. You open your hand and satisfy the desires of every living thing. The LORD is righteous in all his ways and loving toward all he has made."

Alternate Memory Version: Psalm 145: 9,16, 17

"The LORD is good to all... You open your hand and satisfy the desires of every living thing. The LORD is ... loving toward all he has made."

Bible Truth 1 ACTS Prayer

A God, we praise You for being the Giver of everything good to us all, even people who do not love You or obey You.

C God, we confess that we forget all the good things You give us each day. Many times we do not use them to glorify You. We need a Savior!

T Thank You, God for blessing us with so many good gifts: food, family, life, and the offer of salvation through Your Son, Jesus.

S God, work in our hearts. Remind us each day of the good things You give us. Help us to be grateful for them and glorify You in the way we use them. Give us the best gift of all: the gift of being one of Your dearly loved people, when we turn from our sins and trust in Jesus as our Savior.

Bible Truth 1 Stories

Lesson 1: The Case of the Gift-seeking General (Old Testament)

2 Kings 5

Lesson 2: The Case of the Father-like Love (Story of the Saints)

Lesson 3: The Case of the King Who Kept His Mouth Shut (New Testament)

Acts 12:20-35

LESSON PLAN: BIBLE TRUTH 1 (1 Lesson Plan for ALL 3 Lessons) **P.1**

1. GETTING STARTED: Welcome and Opening Songs (*introduce unit and get kids moving with these songs*)

<p>Welcome</p>	<p>“Welcome to Praise Factory. We’re so glad you’ve joined us! Here at the PFI, we’re investigators. (That’s what the “I” stands for!) Investigators look for answers to questions. In PFI, we look for answers to big questions about God. We dig deep down in the truths of God’s Word to find them.”</p>
<p>Praise Factory Theme Song</p>	<p>“Let’s sing our Praise Factory Investigator’s theme song.”</p> <p>PFI: Praise Factory Investigators <i>PFI NIV Songs 8, Track 1</i></p> <p>We’re PFI: Praise Factory Investigators, Diggin’ deep down for truths in God’s Word, That’s PFI: Praise Factory Investigators, Diggin’ deep down for truths in God’s Word, We’re looking for answers to very big questions, Big questions about God, If you’re looking for answers to very big questions ‘bout God, come along, Join PFI: Praise Factory Investigators, Diggin’ deep down for truths in God’s Word, That’s PFI: Praise Factory Investigators, Diggin’ deep down for truths in God’s Word. Deep down, diggin’ down, Let’s go diggin’ down, Deep down, diggin’ down, ‘Til answers to all our Big Questions we’ve found. We’re PFI: Praise Factory Investigators, Diggin’ deep down for truths in God’s Word, That’s PFI: Praise Factory Investigators, Diggin’ deep down for truths in God’s Word.</p>
<p>Classroom Rules Song</p>	<p>An important part of Praise Factory is helping us worship God and love one another. Our WoGoLOA song reminds us how we should act. Let’s sing it.”</p> <p>WoGoLOA Rules Song <i>PFI NIV Songs 8, Track 2</i></p> <p>Refrain: WoGoLOA means “Worship God and love one another,” WoGoLOA means “Worship God and love one another.”</p> <p>WoGo means “Worship God.” Sound off, 1,2,3, Joyfully take part, Listen to others, Obey your teachers. (<i>Refrain</i>)</p> <p>LOA means “Love One Another.” Sound off, 1,2,3, Be kind, Be encouraging, Help others, help others. (<i>Refrain twice</i>)</p>

1. GETTING STARTED, continued

Opening Prayer	"Let's ask God to help us obey these rules, and to help us worship Him and love one another as we learn more about Him today. Let's pray." <i>Pray.</i>
Big Question Under Investigation: Big Question 8 and Songs	<p>"Now it's time to turn to today's Big Question Under Investigation.</p> <p>It's: What Is God's Love for His People Like?</p> <p>God knew and loved His people even before the world began, even though He knew they were sinners who would rebel against Him. He always planned to care for them and to save them from their sins through Jesus. He always planned to work in their hearts by His Holy Spirit so they would love Him and want to live for Him. He always planned to bring them home to live with Him in heaven forever.</p> <p>So the answer to our Big Question, 'What Is God's Love for His People Like? is: It's More than They Could Ever Deserve!</p> <p>"Let's sing our Big Question Song(s): <i>choose one or both</i></p> <p>Big Q & A 8 Song <i>PFI NIV Songs 8, Track 3</i> <i>(adapted version of "Baa. Baa. Black Sheep")</i> What is God's love for His people like? More than they could ever deserve! What is God's love for His people like? What is God's love for His people like? What is God's love for His people like? What is God's love for His people like? More than they could ever deserve!</p> <p>Big Question 8 Song <i>PFI NIV Songs 8, Track 4</i> What Is God's Love for His People Like? What is God's love for His people like? What is God's love for His people like? What is God's love for His people like? It's more than they could ever deserve.</p> <p>Verse 1 God loves His people from all places, from all times, with ev'ry kind of faces. God loves His people from ev'ry nation, And He loves them all through Jesus Christ</p> <p><i>Refrain</i> God's love for His people is more than they could ever deserve. God's love for His people is more than they could ever deserve.</p> <p>Verse 2 God loved His people before the beginning, Even before they were repenting and believing, God loved His people from ev'ry nation, And He loved them all through Jesus Christ. <i>Refrain</i></p> <p>Verse 3 God loved His people, He sent Jesus, To save them, so forever they would be His, God loves His people from ev'ry nation, And He always will through Jesus Christ. <i>Refrain</i></p>

1. GETTING STARTED, continued**Unit 8
Bible Verse**

"How do I know this is true? The Bible tells me so!

1 Chronicles 16:34 tells us: "Give thanks to the LORD for He is good; for His steadfast love endures forever."

**Big Question 8 Bible Verse Song
Forever and Ever: 1 Chronicles 16:34**

PFI NIV Songs 8, Track 5

Forever and ever,
The LORD's love endures forever.
Forever and ever,
The LORD's love endures forever.
First Chronicles Sixteen, thirty-four.

God's people are sinners. Their love for God is never the same. They do not seek Him or obey Him as they should. Yet, the LORD's love for them is always steadfast. It never changes. That's because it's based on Jesus' perfect life and love, not on sinful life and unsteady love. God's people rejoice in how good God is to them! They give thanks to Him for His always faithful love. It will never, ever end. It truly is more than they could ever deserve.

2. DIGGING DEEP DOWN: Key Concept and Story (*introduce the Bible Truth and tell the related story*)**Bible Truth 1**

"It's time for us to dig down deeper for answers to our Big Question. We're learning **SIX** Bible Truths that all tell us something about God's love for His people. We are learning our first one today.

The Bible Truth we are going to be thinking about today is:

God Blesses All People with Many Good Gifts.

God has given many good gifts to all people--whether they love and obey Him or not. He made this beautiful world for all to enjoy. He has given each of us a heart to know and love Him and others. He has given each of us a body to do many different, wonderful things. He provides the sun and rain, the hot and cold, to grow the food we need. He keeps all living things alive each day. These are just some of the many good gifts God has blessed us with.

Why did God give us these good gifts? To enjoy them, to understand what He is like, and to glorify Him for giving them to us. Everyone should glorify God for His many good gifts given to them, but especially God's people. They enjoy the same good gifts as everyone else and far, far more. God is their Heavenly Father and they are His dearly loved children. Jesus died to save them from their sins. The Holy Spirit lives inside them and helps them to love, obey and enjoy God. And one day, they will get to live with Him forever. These are the very best gifts of all. They are gifts that can be ours even today, if we turn from our sins and trust in Jesus as our Savior.

2. DIGGING DEEP DOWN, continued

Bible Truth 1 Hymn	<p>"Long ago, a woman named Mary Byrne was thinking about this Bible truth, too. She wrote the words to a hymn called "Be Thou My Vision" We're going to learn a verse from it.</p>
	<p>Be Thou My Vision <i>PFI NIV Songs 8, Track 6</i></p>
	<p>Verse 3 Riches I heed not, or man's empty praise, Thou mine inheritance, now and always; Thou and Thou only, first in my heart, High King of heaven, my treasure Thou art.</p>
	<p>Riches are a good gift from God. We use them to buy many good things that we enjoy. When people praise us for good/important things we do, that is a good gift from God, too. We all like to be encouraged and valued. These are good gifts, but they are not the best gift. The best gift we can have is when we become one of God's people and God, Himself, is our treasure and inheritance. That makes riches and people's praise worth almost nothing ("empty") in comparison.</p>
Bible Truth 1 Bible Verse and Song	<p>"The Bible verse we are going to be digging down into for this Bible Truth is:</p>
	<p>Psalm 145:9,13,15-17 "The LORD is good to all; He has compassion on all He has made. All you have made will praise you, O LORD; your saints will extol you... The Lord is faithful in all his words and kind in all his works... The eyes of all look to You, and You give them their food at the proper time. You open your hand and satisfy the desires of every living thing. The LORD is righteous in all his ways and loving toward all he has made."</p>
	<p>The LORD is our creator. He made us and provides for us all. Out of His goodness, love and compassion, the LORD pours out blessings of many good things on all people as well as everything else He has made.</p>
	<p>We've said our Bible verse, now let's sing it!</p>
	<p>The LORD Is Good to All <i>PFI NIV Songs 8, Track 7</i></p>
	<p>The LORD is good to all, He has compassion on all He's made, He is faithful to all His promises and loving to all He's made. The LORD is good to all, He has compassion on all He's made, He is faithful to all His promises and loving to all He's made. And the eyes of all look to You, And the eyes of all look to You, For You open Your hand, And satisfy the desires of ev'ry living thing. Psalm One-forty-five, nine through sixteen.</p>

2. DIGGING DEEP DOWN, continued**LESSON 1 STORY**

**Old Testament
Story:**

**The Case of the
Gift-seeking
General**
2 Kings 5

"Now it's time for today's story called: **The Case of the Gift-seeking General.**

As you listen to the story, see if you can figure out:

1. Who was the general? What gift was he seeking? Why would it be odd if he received this gift?

2. What gift did he find that he wasn't looking for?

(If desired, write these questions on a sheet of paper to refer to when the story is finished.)

Read story.

After reading story, ask for the children's answers to the questions.

1. Who was the general? What gift was he seeking? Why would it be odd if he received this gift? General Naaman. Healing for his leprosy. He was the enemy of Israel. He had fought against and killed the people of Israel, God's people.

2. What gift did he find that he wasn't looking for? He found faith in the LORD and salvation in Him.

Close in prayer. (prayer suggestions included at end of story)

LESSON 2 STORY

**Story of the
Saints:**

**The Case of the
Father-like
Love**

"Now it's time for today's story called: **The Case of the Father-like Love.**

As you listen to the story, see if you can figure out:

1. Who showed the Father-like love? Which father was her love like?

2. Who did she show this father-like love to? Why was that so hard?

(If desired, write these questions on a sheet of paper to refer to when the story is finished.)

Read story.

After reading story, ask for the children's answers to the questions.

1. Who showed the Father-like love? Which father was her love like? Corrie ten Boom (and her family). Her Heavenly Father: God.

2. Who did she show this father-like love to? How was her love like God's? She showed it to the Jews who needed a safe place to hide as well as to the Germans who took her prisoner and treated her and her family so cruelly. God gives good gifts to all, even those who do not love or obey Him. Corrie treated the Germans, who were so cruel to her, with kindness and love. She wanted them to come to know Jesus as their Savior, too.

Close in prayer. (prayer suggestions included at end of story)

2. DIGGING DEEP DOWN, continued**LESSON 3****New Testament Story:**

The Case of the King Who Kept His Mouth Shut
Acts 12:20-35

"Now it's time for today's story called: **The Case of the King Who Kept His Mouth Shut.**

As you listen to the story, see if you can figure out:

- 1. Who was the king? Over what was he made king?**
- 2. What did he keep shut about? What should he have done instead?**

(If desired, write these questions on a sheet of paper to refer to when the story is finished.)

Read story.

After reading story, ask for the children's answers to the questions.

- 1. Who was the king? Over what was he made king?** King Agrippa. He was made king over all of Judah.
- 2. What did he keep shut about? What should he have done instead?** The people praised him for being a god. He should have instead turned their praise to the Lord instead of keeping it for himself.

Close in prayer. (prayer suggestions included at end of story)

3. TAKING ACTION: Response Activities *(choose from among these activities)***Response Activities**

- **ACTS Prayer Activity:** Add your own prayer requests to the ACTS prayer
- **Sneaky Snack:** Story-related snack
- **Bible Truth Review Activity:** Game with questions related to the Bible Truth
- **Bible Truth Hymn:** Music activities to learn a portion of a Bible Truth-related hymn
- **Bible Verse Review Activity:** Game with questions related to Bible Truth Bible verse
- **Bible Verse Song:** Music activities to learn the Bible Verse song
- **Story Review Activity:** Game with questions related to the Bible Truth and Case
- **Case RePlay, Jr. and Sr.:** Two drama activities that review the story: one for younger children, one for older children.
- **Craft:** Story-related craft
- **VIPP (Very Important Prayer Person):** Game and a coloring activity to help children learn about people in your church and how to pray for them.

(VIP resources: found online or at back of this book)

4. TAKING IT TO OTHERS *Optional presentations for the last few minutes of class***Presenting to Other Children**

If you split the children into different response activities, you can gather the children together again and have each small group make presentations to show the other children what they learned. Presentation ideas are included in the resources for each activity.

Presenting to Parents

If you keep your children together for response activities, you can have them make a presentation of something they have learned to their parents when they come to pick them up from class. Presentation ideas are included in the resources for each activity.

5. TAKING IT HOME *(Take Home Sheet)***PFI Pronto**

Give out the PFI Pronto for the case story as well as any other materials as the children are dismissed.

BIBLE TRUTH 1, LESSON 1: PLANNER/OVERVIEW

GETTING STARTED: Welcome and Opening Songs (*introduce unit and get kids moving with these songs*)

Welcome to Praise Factory: PFI: Praise Factory Investigators Theme Song *PFI NIV Songs 8, Track 1*

Rules to Help Us Worship God and Love One Another: WoGoLOA Classroom Rules Song
PFI NIV Songs 8, Track 2

Big Question Under Investigation: Big Question 8 Songs *PFI NIV Songs 8, Tracks 3,4*

Big Question Bible Verse: 1 Chronicles 16:34 Song *PFI NIV Songs 8, Track 5*

DIGGING DEEP DOWN: Key Concept and Story (*introduce the Bible Truth and tell the related story*)

Bible Truth 1: God Blesses All People with Many Good Gifts

Bible Truth Hymn: Be Thou My Vision, v.3 *PFI NIV Songs 8, Track 6*

Bible Verse: Psalm 145: 9-10,13,15-17

Bible Verse Song: The LORD Is Good to All *PFI NIV Songs 8, Track 7*

Lesson 1 Old Testament: The Case of the Gift-seeking General
2 Kings 5

TAKING ACTION: Response Activities (*choose from among these activities*)

Snack and Discussion Planner: Naaman's Leprous Skin

ACTS Prayer: Prayer Sheet

Bible Truth Review: Discussion Questions and Game: Help the Blind Man

Bible Truth Hymn: Be Thou My Vision, v.3 *PFI NIV Songs 8, Track 6*
Song, Sign Language and Song Game: Pass the Secret Sign **PFI NIV Songs 8 BOOK or ONLINE**

Bible Verse Review: Psalm 145: 9-10,13,15-17 Discussion Sheet and Game: Jump for Joy

Bible Verse Song: The LORD Is Good to All: Psalm 145: 9,13,15-16 *PFI NIV Songs 8, Track 7*
Song, Sign Language and Song Game: Word Take Away **PFI NIV Songs 8 BOOK or ONLINE**

Story Review: Discussion Questions and Game: Spin the Light

Case Replay, Jr: Drama Activity for Youngest Children (children do same story actions together)

Case Replay, Sr: Drama Activity for Most Children (children re-tell story with individual parts)

Craft: Chariot Full of Riches

VIPP (Very Important Prayer Person) Prayer Time: Coloring Sheets (Back of Book) and Game: Hit the Wall

TAKING IT HOME: Take Home Sheet for Review and Family Devotions

PFI Pronto: Bible Truth 1, Lesson 1 **PFI NIV Prontos 8 BOOK or ONLINE**

The Case of the Gift-seeking General 2 Kings 5 by Connie Dever**Our story is called:****The Case of the Gift-seeking General.****As you listen to the story, see if you can figure out:**

1. Who was the general? What gift was he seeking? Why would it be odd if he received this gift?
2. What gift did he find that he wasn't looking for?

Our story today takes place in Old Testament times, in Aram, about 800 years before Jesus lived on earth.

The kingdom of Aram that lay just north and east of Israel. It was a land of shifting sands and dry wilderness, except for one high, flat plain surrounded in snow-capped mountains. Melted snow flowed down out of the mountains through the rivers Abana and Pharpar, and watered the plain. Here the people of Aram grew delicious almonds, dates, pomegranates, and wheat. And here they built their great capital city, Damascus.

The King of Aram, Ben Hadad II, lived in Damascus, too, and what a good life he enjoyed. He had the best food from the plain; tons of gold and silver; lots of servants; rich clothes and many fine things. His father, King Ben Hadad I, gave him some of these, but many of them he had taken from other countries--especially Israel! Now the two countries were fierce enemies.

General Naaman led King Ben Hadad's great army. He was clever, brave and a very, very good shot. Some say it was Naaman who killed King Ahab of Israel by shooting an arrow in the tiny space between the breastplate and his chain mail. Now that's a good shot!

King Ben Hadad II treated his great general very well. He gave him a beautiful chariot pulled by horses. He gave him many riches and slaves from the enemies he defeated. King Ben Hadad II, even let Naaman be his personal escort to offer worship gifts of thanks at the very Temple of Rimmon, the greatest of Aram's gods.

Like all the people of Aram, General Naaman believed that Rimmon was the god of Thunder. He believed Rimmon gave them water to grow good crops on the plain and gave them the power to beat their enemies. No wonder Naaman thought it an honor to present worship gifts with the king at Rimmon's Temple! Surely Rimmon have given him all the victories in battle and all the good things he enjoyed! How proud Naaman was of his riches, the favor of the king and the blessing

of Rimmon! He seemed to have everything.

Yet for all of Naaman's good things, there was one more he wanted very much that neither he, nor the king, nor even Rimmon could give: healing. You see, General Naaman had a disease called leprosy. He had flaky and patchy spots all over his skin. They swelled up and oozed out fluid. It looked awful, but it felt even worse. General Naaman was miserable.

Then one day, help came from a most unusual place—a little Israelite girl. Naaman had captured on a raid on Israel and made her his wife's servant. Can you imagine being taken from your home by soldiers and forced to work as a slave? It would be easy to hate Naaman, but that's not what this little girl did. There was one very good thing that had not been taken away from that little girl when she was captured. Something better than all the other good things that she had enjoyed at home: she knew the LORD, the one, true God. She knew He was still with her, right there, far from home, in Aram. She trusted His good plan for her life; and so this little girl chose to help her master and mistress however she could.

The little girl noticed how General Naaman suffered from his leprosy. One day as told Naaman's wife: "If only my master General Naaman would see the prophet [Elisha] who is in Samaria! He would cure him of his leprosy!"

Naaman's wife told the exciting news to her husband. Could Elisha really heal him? Would Elisha heal him? After all, wasn't he the great general who had been attacking Israel and taking away its riches and people? Perhaps a rich present, perhaps a letter from the king would be needed to persuade Elisha to help him. The

Story-telling Tips**Ahead of time:**

1. Read the Bible verses and story. Pray!
2. Create story cue cards on index cards (or highlight text).
3. Practice telling story dramatically, timing your presentation. Shorten, if necessary to fit your allotted time.
4. Decorate area with story props that help bring your story alive.

During your presentation:

1. Maintain as much eye contact as possible as you tell the story. Point to/use props at important points in the story. Include the kids in your story with a few questions about what they think will happen or words/concepts that might be new to them.
2. Watch the kids for signs that their attention span has been reached. Shorten, if necessary.

king was happy to help. What was good for his general was good for him and his armies. “Go,” the king told General Naaman. “Take this letter to the king of Israel, ordering him to make his prophet heal you. Take a rich present for the prophet, too.”

A rich treasure indeed was prepared. There were 750 pounds of silver, 150 pounds of gold, and enough exquisite, silky, colorful cloth to make 10 of the finest sets of clothes—it would take about 750 million dollars in today’s money to equal that rich treasure. It was a huge payment, but Naaman was worth it. He was a great man. He was a proud man. Favored by the king. Blessed by the god Rimmon. He enjoyed many good things. These riches given to pay for his healing was yet another one.

Across a hundred miles of wilderness Naaman and his servants rode, down to the palace of the King of Israel in Samaria. “Take this letter to your king,” Naaman told a servant.

The king was upset when he read the letter. He couldn’t heal Naaman or make Elisha heal him either. Only the LORD had the power to heal. He was the one, true God. who blessed all people with good things. He alone has the power to heal. “Would war break out because I can’t heal the general? What should I do?” the king wondered. The king was worried, but not Elisha. “Send the man to me,” he told the king. So away went Naaman, with his chariots full of treasure, to Elisha’s house.

Naaman waited for Elisha to come out quickly, bow before him and perform his healing magic, just like the prophets of Rimmon did. Surely the great treasure would make him eager to serve. But Naaman was wrong. Elisha refused to even appear before Naaman. He was making a point: The LORD was not like Rimmon. He was the one, true God. And Elisha wasn’t some fake magic-maker like Rimmon’s prophets who made up stuff to please their king. The LORD was the one who gave him power to heal. So Elisha sent a lowly servant to great general Naaman with a message: “Go, wash yourself seven times in the Jordan [River], and you will be healed.”

Naaman was furious! How dare Elisha treat him like a nobody! “I thought Elisha would call on the name of

the LORD, wave his hand over my leprosy and cure me,” he said. “If just wants me to wash in a river, I could have stayed home and washed in the Abana or the Pharparas,” he said. “I’m just going to go home!”

Naaman’s servants tried to calm their master. if the prophet had told you to do some great thing, would you not have done it? How much more, then, when he tells you, ‘Wash and be cleansed!’ they said to him.

Naaman agreed. “So he went down and dipped himself in the Jordan River seven times, as Elijah instructed and was completely healed! Now Naaman could see he had been wrong. He was not such a great man and Rimmon was not such a great god. Now he knew that the LORD was the one, true God. It was He who had been giving him all the good things he had enjoyed. And now this great, one true God, had given him two of the best gifts of all: healing of his leprosy and faith in Him! How loving the LORD had been to him, even him—a great enemy of His people!

“Naaman along with his servants went back to Elisha’s house. He stood before Elisha and said, “Now I know that there is no God in all the world except in Israel. Please accept now a gift from your servant.” But Elisha refused to take any of it, no matter how Naaman urged him. Elisha wanted to make sure that Naaman knew it was the LORD who was the giver of his healing, not him. He should not be paid for something he did not do.

“If you will not,” said Naaman, “please let me, your servant, be given as much earth as a pair of mules can carry [I will take it home to build upon it an altar to worship the LORD] for your servant will never again make burnt offerings and sacrifices to any other god but the LORD. But may the LORD forgive your servant for this one thing: When my master [King Ben Hadad] enters the temple of Rimmon to bow down and he is leaning on my arm and I bow there also—when I bow down in the temple of Rimmon, may the LORD forgive your servant for this.”

“Go in the peace of the LORD,” Elisha reassured the general. And that is just what he did. And now in Damascus there would be two who worshiped the LORD together: a humble little servant girl...and a once proud general.

Cracking the Case:

It's time to answer our Case Questions.

1. Who was the general? What gift was he seeking?

Why would it be odd if he received this gift? General Naaman. Healing for his leprosy. He was the enemy of Israel. He had fought against and killed the people of Israel, God's people. Why would the LORD help him?

2. What gift did he find that he wasn't looking for?

He found faith in the LORD and salvation in Him.

Something for You and Me

Our Bible Truth is:

God Blesses All People with Many Good Gifts

Our Bible Verse is: Psalm 145: 9-10,13,15-17

"The LORD is good to all; He has compassion on all He has made. All you have made will praise you, O LORD; your saints will extol you... The Lord is faithful in all his words and kind in all his works... The eyes of all look to You, and You give them their food at the proper time. You open your hand and satisfy the desires of every living thing. The LORD is righteous in all his ways and loving toward all he has made."

Isn't it amazing that the LORD would choose to heal this great, proud man who killed so many Israelites? Isn't it amazing that He would give General Naaman not just healing, but forgiveness of sins and faith in Him? Who is like the LORD! He is so loving that He gives even the best of gifts, even to His enemies? That is great news for us, too. For we all have proud hearts. We all like to make ourselves great. We act like His enemies, too. Too often we want to do things our own way, not His way. Too often we forget that every one of the good things we enjoy are gifts from the LORD. Yet, in His mercy and kindness to us, He keeps giving us so many good things. And to all who confess their sins and trust in Jesus as their Savior, He forgives their sins and makes them His children to know Him and enjoy Him forever. Let's praise God for being the Giver of All Good Gifts to All People. Let's ask Him to help us to thank Him for all His good gifts to us. Let's ask Him to help us to turn from our sins and give us faith to believe in His Son Jesus as our Savior.

Close in prayer.

Closing ACTS Prayer

A God, we praise You for being so compassionate to all, even though we are rebels against You and Your good ways.

C God, we confess that like Naaman, we enjoy many good things, but many times fail to praise and thank You as the good giver of them.

T God, we thank You for seeking out sinners, like Naaman and like us. You have brought the good news of salvation to us, even when we weren't looking for it.

S God, we ask that You would work in our hearts that we might turn away from our sins and trust in Jesus as our Savior. Make us thankful for all the good gifts You gives us each and every day of our lives.

Special Words

Aram: The name of a country that lay just north and east of Israel.

Leprosy: A skin disease that was very painful and had no cure.

General: The leader of an army.

ACTS PRAYER ACTIVITY

Use this sheet to write down your ACTS Prayer

Instructions:

Use this sheet to help the children apply the Bible Truth into a prayer. You can use the ACTS provided or even better, have the kids think of their own applications. Also have the children add their personal requests to the prayer, too. Lead the children in the prayer or let them pray sections, with your help. Never force a child to pray! Non-readers can participate by you whispering a section of the prayer into their ear and allowing them to pray it aloud for the group.

ADORATION:

God, we praise You for being the Giver of everything good to us all, even people who do not love You or obey You.

God, we praise You for being.....

Add your own Adorations:

CONFESSION:

God, we confess that we forget all the good things You give us each day. Many times we do not use them to glorify You. We need a Savior!

God, we have sinned against You....

Add your own Confessions:

THANKSGIVING:

Thank You, God for blessing us with so many good gifts: food, family, life, and the offer of salvation through Your Son, Jesus.

God, we thank You for...

Add your own Thanksgivings:

SUPPLICATION:

God, work in our hearts. Remind us each day of the good things You give us. Help us to be grateful for them and glorify You in the way we use them. Give us the best gift of all: the gift of being one of Your dearly loved people, when we turn from our sins and trust in Jesus as our Savior.

God, we need Your help...

Add your own Supplication:

SNEAKY SNACK

Can you figure out how this snack ties in with our case?

Snack: Naaman's Leprous Skin

Granola bar "leper's" skin. If you get ones with red fruit or chocolate chips in it the "spots" are more obvious.

This is only a suggestion. Feel free to modify. Be mindful of allergy issues among your children!

Case Tie-in: Naaman suffered from leprosy. He went to Israel seeking for the LORD to cure him. The LORD not only gave Naaman the good gift of healing, but He gave him the far better gift of salvation.

SOUL FOOD

Food for thought during snack time

1. What does the snack have to do with the story?

Choose a few questions from the other activity discussion sheets to talk about during this snack time.

2.

3.

4.

5.

6.

7.

Directions: Read and discuss Bible Truth, using a FEW of the questions. Play game. Feel free to modify the game to fit your children.

God Blesses All People with Many Good Gifts

God has given many good gifts to all people--whether they love and obey Him or not. He made this beautiful world for all to enjoy. He has given each of us a heart to know and love Him and others. He has given each of us a body to do many different, wonderful things. He provides the sun and rain, the hot and cold, to grow the food we need. He keeps all living things alive each day. These are just some of the many good gifts God has blessed us with.

Why did God give us these good gifts? To enjoy them, to understand what He is like, and to glorify Him for giving them to us. Everyone should glorify God for His many good gifts given to them, but especially God's people. They enjoy the same good gifts as everyone else and far, far more. God is their Heavenly Father and they are His dearly loved children. Jesus died to save them from their sins. The Holy Spirit lives inside them and helps them to love, obey and enjoy God. And one day, they will get to live with Him forever. These are the very best gifts of all. They are gifts that can be ours even today, if we turn from our sins and trust in Jesus as our Savior.

Understanding the Bible Truth

1. Who does God bless with many good gifts? *All people.*
2. Does God bless people who do not love or obey Him with good gifts? *Yes.*
3. What kinds of good gifts does He give all people? *He gives them life, food, families, friends. He gives them many good things to enjoy. He gives them talents. He gives them bodies to use; minds to think with. He gives them the world full of amazing creatures to enjoy. He gives them a heart to know and love Him and others. He keeps the whole universe going. He gives rain, sun, hot and cold, so they can grow food.*
4. Why does God give us these good gifts? *To enjoy them and to glorify Him.*
5. What should everyone give to God for all His good gifts? *Glorify Him (praise and thank Him).*
6. Who should praise and thank God most of all? Why? *God's people. Because they enjoy the same good gifts as everyone else and far more. God is their heavenly Father; Jesus died to save them from their sins. The Holy Spirit lives in their heart to help them enjoy, love and obey God; one day, they will get to live with Him forever. These are the best gifts of all.*
7. How can we receive the best gifts of knowing God and living with Him forever? *By turning from our sins and trusting in Jesus as our Savior.*

Bible Truth Story Connection Questions

1. What kinds of good gifts did the LORD give Naaman before he went to Israel to be healed? *Lots of riches; great skills as a general and soldier; good wife; lots of servants; favor of King Ben Hadad.*
2. What was the best good gift the LORD gave Naaman? *Faith in the LORD and salvation.*

Bible Verse Connection Question

1. What does our Bible Truth have to do with our **Bible Verse: Psalm 145:9-10, 13,15-17**: "The LORD is good to all; He has compassion on all He has made. All you have made will praise you, O LORD; your saints will extol you... The Lord is faithful in all his words and kind in all his works... The eyes of all look to You, and You give them their food at the proper time. You open your hand and satisfy the desires of every living thing. The LORD is righteous in all his ways and loving toward all he has made."?

The LORD is good to all: His people and even those who are not His people. He gives them the good things they need and enjoy. He gives them the food they need and is the one who satisfies all our desires.'

Life Application Questions

1. What good gifts has God given us? *(answers vary.)*
2. What does the LORD want us to give Him? *Praise and thanks for His good gifts.*
3. How does He want us to use the good gifts He's given us? *For our enjoyment; and to bring glory to His name.*
4. What is the greatest gift that God offers to us? What must we do to receive it? *Eternal life: knowing and enjoying Him forever. We must confess our sins to God; turn away from our sins and trust in Jesus as our Savior.*

ACTS Questions

1. What is something we can praise God for from this Bible Truth? *Praise God for being the Giver of everything good to us all, even people who do not love Him or obey Him.*
2. What is something we can confess to God from this Bible Truth? *Confess that we forget all the good things God gives us each day. Many times we enjoy His good gifts, but do not praise Him for them or thank Him for them. We deserve His punishment. We need a Savior!*
3. What is something we can thank God for from this Bible Truth? *Thank God for specific good things that He gives us. Thank Him for offering us forgiveness of our sins and eternal life with Him, through Jesus--the greatest gift of all.*
4. What is something we can ask God for from this Big Idea? *We can ask God to work in our hearts that we would want to turn away from disobeying Him and trust in this wonderful Jesus as our own Savior. Ask God remind us each day of the good things He gives us. Ask Him to make us grateful for them and thank Him for them and help us to glorify Him in the way we use them.*

The Gospel

1. What is the best good thing that God gives to people? What is the gospel?
God is the good Creator and King of the world. He made people to worship Him and live by His good laws. But we are all sinners who have rebelled against Him. We all deserve death--God's just, eternal punishment for our sins. How terrible! But God has good news for us. In His great mercy, God sent His Son Jesus to earth to save sinners. Yes, Jesus, the perfect Son of God, left His home in heaven and became a man. He lived the perfect life that pleases God. (He's the only one who has ever done that!) He offered it up to God His Father as the perfect sacrifice for sins when He suffered and died on the cross. Then, on the third day, Jesus rose from the dead in victory. He had fully paid for the sins of God's people, so they wouldn't have to! Now all who turn away from their sins and trust in Jesus as their Savior will receive forgiveness of sins and eternal life with God. They will be His very own special people who will know Him and enjoy Him forever. We can be God's people, too, if we turn from our sins and trust in Jesus as our own Savior.

Game: Help the Blind Man

Materials

Blindfold

Cane

Bible Truth Questions

Bag/Bowl

Preparing the Game

1. Choose 20+ questions for your game from the Bible Truth Discussion Questions, or make up your own.
2. Write the Bible Truth questions on small thin strips of paper (or make a photocopy of the Bible Truth Discussion Questions and simply cut them into strips) and put them in the bag/bowl.

Playing the Game

Children form a circle, with "It", a blind man, in the center. The circle moves slowly to the left or to the right at the Blind Man's command. Then, the Blind Man says, "Halt!" Everyone in the circle stands still. The Blind Man then begins walking out towards the circle of children, GENTLY touching his cane out until he touches someone. When he does, the blind man gets to choose a question from the bag for the teacher to read to the class. When they get a correct answer, the blind man gives up his blindfold to the other child who becomes the blind man, while the former blind man joins the circle.

Game continues as number of questions, time, and attention span allow.

Optional TAKING IT TO OTHERS Activity: Quiz Questions

Have the children choose a few of the questions from the game to ask the parents/other children during TAKING IT TO OTHERS time. Help pre-readers by whispering the question in their ear and letting them ask it aloud to the parents/other children. Make sure you read the Bible verse aloud before you ask your questions.

Directions:

1. Write words to song in large print before class.
2. Play the song for the children, helping them follow along on the song sheet.
3. Discuss the song, using a few questions from the discussion sheet. *Don't use them all!*
4. Introduce sign language for key words of your choice from sign language sheet for your song. Use as few or as many as you think the children can learn.
5. Sing and sign the song. Sign language as well as large format lyrics and sheet music are found in the PFI Unit Songbook or online.
6. If desired, play the Song Game.

Optional TAKING IT TO OTHERS Activity: Presenting and Singing the Song

1. Sing and sign the song, encouraging the watching children/parents to join in.
2. Ask the class some of the questions listed below. The Bible Truth Connection Question is particularly good to help them understand how the song ties in with the Bible Truth.

Be Thou My Vision

Verse 3

O grant us grace, almighty Lord,
To read and mark your holy Word;
Its truths with meekness to receive,
And by its holy precepts live.

Words: Ancient Irish; tr. Mary E. Byrne; versified, Eleanor H. Hull

Music: Traditional Irish Melody; harm. David Evans

Listen to it on PFI NIV Songs 8, Track 6

Understanding the Song

1. What does "heed" mean? *To pay care attention to.*
2. What does it mean NOT to heed riches? *To not care too much about them.*
3. What is "man's praise"? *When someone praises something you do as good or important.*
4. What is "empty" about man's praise? *We usually talk about a container being empty when what was in it has been finished off. But empty can also mean that something is worthless. That's how the songwriter is using empty here. It means that man's praise is worthless. Not that we shouldn't praise people when they do something good or important, but that many times people think things are good/important that God doesn't. That kind of praise is empty.*
5. What does it mean NOT to heed man's empty praise? *That it is nice when people think what we do is good/important; we should thank people for their praise; but, that we shouldn't pay too much attention to it. God's praise for what we do is what really counts.*
6. What is an inheritance? *It's something you get or will get one day because you're born into a certain family.*
7. The songwriter says that God is his inheritance, now and always. What does that mean? *It means that when he confessed his sins to God; turned away from wanting to keep sinning; and trusted Jesus as his Savior, he was born into God's family, as one of His people. There is a rich inheritance that God gives to everyone who is born into His family. Not only are they saved from God's eternal punishment for their sins, but they are filled with the Holy Spirit. They get to know and enjoy God while they still live here on earth, and face to face with Him forever, after they die. This is how God is his inheritance.*
8. What does it mean for God to be "first in our hearts?" *For us to love Him most of all and to want to do what pleases Him more than anything else.*
9. What does "art" mean? *Old English word that means "are."*
10. Who is the songwriter's treasure? *The LORD. He loves and enjoys God more than anything or anyone else.*

Bible Truth Connection Question

1. How does this song relate to our **Bible Truth: God Blesses All People with Many Good Gifts?**
Riches are a good gift from God. We use them to buy many good things that we enjoy. When people praise us for good/important things we do, that is a good gift from God, too. We all like to be encouraged and valued. These are good gifts, but they are not the best gift. The best gift we can have is when we become one of God's people and God, Himself, is our treasure and inheritance. That makes riches and people's praise worth almost nothing in comparison.

Story Connection

1. How does this song relate to today's story? *Though a great general, with many riches, and even healed of leprosy, General Naaman's greatest treasure became knowing the LORD when he came to believe in Him. On that day, Naaman became one of God's people. He was born into God's family. The LORD became his inheritance, both right then and always. Right now, he is in heaven enjoying the LORD!*

Bible Connection Question

1. What does this song have to do with our **Bible Verse: Psalm 145: 9-10,13,15-17:**"The LORD is good to all; He has compassion on all He has made. All you have made will praise you, O LORD; your saints will extol you... The Lord is faithful in all his words and kind in all his works... The eyes of all look to You, and You give them their food at the proper time. You open your hand and satisfy the desires of every living thing. The LORD is righteous in all his ways and loving toward all he has made."?

God's people know that even in "scenes of deepest gloom" (hard or sad times) that God's plans stand firm. They do not need to murmur or repine (complain or stay sad) because the Lord is leading them. His plans are good and they are unfulfilling. God's people can be content because they know that His plans will succeed and one day they will see just what great things He was doing, even through their hardest or saddest of days.

Life Application Questions

1. How can our lives be affected by the message of this song? *We can praise God for giving Himself as the rich inheritance for all who confess and turn from their sins and trust in Jesus as their Savior. We can ask Him to make Him the best treasure of our heart, loving Him and enjoying Him so much, that it makes riches and people's praise almost nothing in comparison.*

ACTS Questions

1. What is something we can praise God for from this hymn?

Praise God for being the High King of Heaven. We can praise Him for being the true treasure of His people.

2. What are sins we can confess to God from this hymn?

That many times we love God's gifts better than Him. We want to enjoy the good things He can give us, but do not want to take time to know and enjoy Him, even though He is far better than all His gifts.

3. What is something we can thank God for from this hymn?

We can thank God for the good gifts of riches and even the praise of men. We can thank God most of all for the great gift of being able to know and enjoy Him.

4. What is something we can ask God for from this hymn?

That God would work in our hearts that we might turn from our sins and trust Jesus as our Savior. We can ask Him to help us enjoy Him and know Him as our greatest treasure.

Gospel Question

1. How can we know God as our great Treasure? What is the gospel?

God is the good Creator and King of the world. He made people to worship Him and live by His good laws. But we are all sinners who've rebelled against Him. We all deserve death--God's just, eternal punishment for our sins. How terrible! But God has good news for us. In His great mercy, God sent His Son, Jesus to earth as a man to save sinners. He lived the perfect life that pleases God. (He's the only one who's ever done that!) He offered it up to God His Father as the perfect sacrifice for sins when He suffered and died on the cross. Then, on the third day, Jesus rose from the dead in victory. He had fully paid for the sins of God's people, so they wouldn't have to! Now all who turn away from their sins and trust in Jesus as their Savior will receive forgiveness of sins and eternal life with God. They will be His very own special people who will know Him and enjoy Him forever. We can be God's people, too, if we turn from our sins and trust in Jesus as our own Savior.

Song Game: Mimic Me!

Materials

Sign Language

Song

Preparing the Game

None.

Playing the Game

1. Practice the song and signs until the children know them well. Choose a person to be the leader and let them decide upon an action for everyone to do as they sing the song, such as jump on one foot, etc.
2. Sing the song while doing the chosen action.
3. Select another child to be the leader.
4. If desired, you can choose a different action for different important words in the song, such as jump on one foot when you sing the word "grace", but clap your hands when you sing the word "Jesus". Ask the children the meaning of each of the words before adding in their action.

Game continues as number of questions, time, and attention span allow.

choose a FEW questions for discussion, then choose the game and/or music activity

Meditation Version: Psalm 145:9-10,13,15-17

"The LORD is good to all; He has compassion on all He has made. All you have made will praise you, O LORD; your saints will extol you... The LORD is faithful in all his words and kind in all his works... The eyes of all look to You, and You give them their food at the proper time. You open your hand and satisfy the desires of every living thing. The LORD is righteous in all his ways and loving toward all he has made."

Alternate Memory Version: Psalm 145: 9,16, 17

"The LORD is good to all...You open your hand and satisfy the desires of every living thing. The LORD is ... loving toward all he has made."

Understanding the Bible Verse

1. How is the LORD good to all? *He blesses all people (and other creatures) with life and many good things to enjoy.*
2. What is "compassion"? *To care about what someone is feeling and going through and want to do something about it.*
3. Who does the LORD have compassion on? *All He has made.*
4. Who praises God? *All He has made.*
5. What is a saint and what does it mean that they extol the LORD? *A saint has been misunderstood by some to be only certain special Christians. But the Bible calls a saint anyone who has turned from their sins and trusted in Jesus as their Savior. It is a word used for each of God's people.*
6. What does it mean that saints extol the LORD? *Extol is another word for praise. God's people praise Him for His goodness to them.*
7. What does it mean that the LORD is faithful in all His words? *We can trust Him to keep all His promises. We can trust that what He has told us in the Bible is always true. He never lies.*
8. What does it mean that the LORD is kind in all His works? *The LORD only does good, in everything He plans and does.*
9. What does it mean for the eyes of all to look to God? *Not that they really see God, but that they depend upon Him to give them what they need to live. No one would have food if God didn't give it to them.*
10. What does it mean to give someone food at the proper time? Who does God do this for? *To give them the food they need each day as they need it. He does this for all creatures.*
11. What is a desire? Whose desires does God satisfy? *To want or hope for something. Every living thing's.*
12. Does that mean that God always gives us just what we want when we want it? *No. We are all sinful. Many times we want things that aren't best for us. God made us. He knows the perfect timing to give us good things. Sometimes we have to wait a very long time for God to give us something we desire. Sometimes He doesn't give it to us at all. But God's people trust that He knows what is best for us and really satisfies us. They know He loves them and has a good and perfect plan. They want that most of all.*
13. Does the LORD really open His hand to satisfy our desires? *No. God is a spirit. He doesn't have hands like us. This is a way of saying that God is the one who gives us the good things that satisfy our desires, just like we open our hand and give to someone else something good we have for them.*
14. What does it mean that the LORD is righteous in all His ways? *He is all good with no sin in anything He ever does. He is always loving. He never does evil in anything He gives to us.*
15. Who is God loving towards? *All He has made.*

Bible Truth Connection Question

1. What does this verse have to do with the **Bible Truth: God Blesses All People with Many Good Gifts?** *The LORD is our creator. He made us and provides for us all. Out of His goodness, love and compassion, the LORD pours out blessings of many good things on all people as well as everything else He has made.*

Story Connection Questions

1. How does this verse relate to our story? *Naaman did not worship the LORD. He was the enemy of Israel. He suffered from leprosy. He would die in his sins. But the LORD, in His goodness and love, showed great compassion on Naaman. He healed his leprosy and gave him faith to believe in Him and be saved.*

Life Application Questions

1. What should we do when we don't get what we want, when we want it? *We should keep asking God for it or for whatever He knows will truly satisfy our desire. We should also trust in God's goodness, love and compassion. He tells us that He cares for us and that He promises to only give us what is best for us, at the best time. We shouldn't grumble, but we should praise Him for His kindness to us, even when we don't have what we want.*
2. What is the best good gift God can give us? *How can we get it? Forgiveness of our sins and eternal life. God will give this to us when we turn away from our sins and trust in Jesus as our own Savior.*

ACTS Questions

1. What is something we can praise God for from this Bible Verse?
Praise God for being the Giver of all good things. For being compassionate on all He has made.
2. What are sins we can confess to God from this Bible Verse?
That many times we are not thankful for the good things that God gives us. Many times we just enjoy them without even thinking of Him. We deserve God's punishment! We need a Savior!
3. What is something we can thank God for from this Bible Verse?
We can thank God for being good to all He has made, not just those who please Him. We can thank Him for His good gifts we have received even this past week.
4. What is something we can ask God for from this Bible Verse?
We can ask God to work in our hearts that we would want to turn away from disobeying Him and trust in this wonderful Jesus as our own Savior. We can ask Him to give us grateful hearts that remember to thank Him each day for the good gifts He gives us.

The Gospel

1. What is the **best** good thing that God has given people? What is the gospel?
God is the good Creator and King of the world. He made people to worship Him and live by His good laws. But we are all sinners who have rebelled against Him. We all deserve death--God's just, eternal punishment for our sins. How terrible! But God has good news for us. In His great mercy, God sent His Son Jesus to earth to save sinners. Yes, Jesus, the perfect Son of God, left His home in heaven and became a man. He lived the perfect life that pleases God. (He's the only one who has ever done that!) He offered it up to God His Father as the perfect sacrifice for sins when He suffered and died on the cross. Then, on the third day, Jesus rose from the dead in victory. He had fully paid for the sins of God's people, so they wouldn't have to! Now all who turn away from their sins and trust in Jesus as their Savior will receive forgiveness of sins and eternal life with God. They will be His very own special people who will know Him and enjoy Him forever. We can be God's people, too, if we turn from our sins and trust in Jesus as our own Savior.

Game: Jump for Joy

Materials

Bible verse written up in large print so that all can see
A very long rope or jump rope

Preparing the Game

None.

Learning the Verse

Some or all of your children may be non- or early readers. Teach the verse in sections, having them say it after you. Repeat a few times. Add clapping or other movement as they say it.

Directions

1. If desired, lead the children in a discussion of a **FEW** of the most important questions before beginning game.
2. Explain the game to them as follows:
Have the children form a line. Have two people be the Rope Turners for the jump rope. While the entire group recites the verse, have the children take turns trying to jump through the whole verse without stopping. For children adept at jumping rope, you can even have them try running in and jumping, jumping with a partner, etc. or other variations the children come up with.

Game continues until all children get to jump, or as time and attention span allow.

Optional **TAKING IT TO OTHERS** Activity: Quiz Questions

Have the children choose a few of the questions from the game to ask the parents/other children during **TAKING IT TO OTHERS** time. Help pre-readers by whispering the question in their ear and letting them ask it aloud to the parents/other children. Make sure you read the Bible verse aloud before you ask your questions.

Directions:

1. Write words to the song in large print on a white board or some large paper before class.
2. Play the song for the children, helping them follow along on the song sheet.
3. Discuss the song, using a few questions from the discussion sheet. *Don't use them all!*
4. Introduce sign language for key words of your choice from the sign language sheet for your song. Use as few or as many as you think the children can learn.
5. Sing and sign the song. Sign language as well as large format lyrics and sheet music are found in the PFI Unit Songbook or online.
6. If desired, play the Song Game.

Optional TAKING IT TO OTHERS Activity: Presenting and Singing the Song

1. Sing and sign the song, encouraging the watching children/parents to join in.
2. Ask the class some of the questions listed below. The Bible Truth Connection Question is particularly good to help them understand how the verse ties in with the Bible Truth.

The LORD Is Good to All

The LORD is good to all,
He has compassion on all He's made,
He is faithful to all His promises and loving to all
He's made.

The LORD is good to all,
He has compassion on all He's made,
He is faithful to all His promises and loving to all
He's made.

And the eyes of all look to You,
And the eyes of all look to You,
For You open Your hand,
And satisfy the desires of ev'ry living thing.
Psalm One-forty-five, nine through sixteen.

Listen to it on PFI NIV Songs 8, Track 7

Song Game: Word Take Away

Materials

Sign Language Signs and Song
White board and marker
Eraser

Preparing the Game

1. Write the words to the song on a white board.

Playing the Game

1. After children have learned the song and signs well, then tell the children that you are going to leave out words from the song (that you've learned signs for) and just do the sign in its place.
2. Have the children help you choose a word to take out. Erase the word from the board. Review the sign the for erased word.
3. Sing the song, trying to remember to NOT sing the word and do only the sign.
4. Continue to take out words until all of the words (with signs) have been taken out.

Game continues as number of questions, time, and attention span allow.

Directions: Read and discuss Bible Truth, using a FEW of the questions. Play game. Feel free to modify the game to fit your children.

General Story Questions

1. What did General Naaman have to feel so proud about? *He was a clever, brave and a very good shot. He was favored by Ben Hadad and (seemingly) by Rimmon, their god.*
2. What good things did General Naaman enjoy? *Lots of nice things, he was clever, brave, and a good shot; he had a good wife; he had a nice home and good food; he had friends; he was alive, etc.*
3. Who did the people of Aram think gave them the good things they enjoyed? *Rimmon, the god of thunder.*
4. What one thing did Naaman want that he didn't have? *To be healed.*
5. How did he find out about the prophet Elisha in Samaria? *The Israelite servant girl.*
6. Why was it surprising that the servant girl would want to help General Naaman? What would you expect her to do? Why? *She had been taken from her family, friends and home by this man. He was their enemy. You would expect her to hate him and not want to help him or his wife.*
7. Why did the little Israelite girl try to help Naaman? *She trusted God and His plan for her life. She chose to please the LORD by being loving toward her enemies.*
8. Why did General Naaman go to King Ben Hadad for help? *He needed his permission to go to Samaria. He was the hated enemy general, he felt he would need the king's help to get the King of Israel and the prophet to help him.*
9. What did General Naaman take with him to Samaria? *A letter from Ben Hadad and chariots full of gold, silver and fine cloth.*
10. Why was the King of Israel so upset with Ben Hadad's letter? *He knew that he couldn't heal Naaman. He thought it was a trick from Ben Hadad to start another war.*
11. Why didn't Elisha come out to Naaman when he came to his house? *He didn't want Naaman to think that the LORD was a fake god like Rimmon. He didn't want him to think that he, the prophet of the LORD, was a fake prophet like the prophets of Rimmon.*
12. Why was Naaman angry with Elisha? *Because he didn't treat him with honor. He didn't come out and wave his hands in a show of magic to heal him.*
13. What happened to Naaman when he obeyed Elisha's instructions? *He was healed AND the LORD gave him saving faith in Him.*
14. Why did Elisha come out to Naaman when he came back to his house? *Now Naaman knew the LORD was the one, true God. He sincerely wanted to talk about the LORD.*
15. What was the greatest gift that Naaman received? *Faith in the LORD.*
16. Why is it so surprising that the LORD would heal Naaman and give him faith? *Naaman had killed many Israelites. He had worshipped Rimmon. He was the enemy.*
17. What was Naaman concerned about doing as part of his job? *Bowing before Rimmon in the Temple, because he didn't want to worship him.*

Bible Truth Connection Questions

1. What does this story have to do with our Bible Truth? *All the good things Naaman had were his only because the LORD gave them to him. Naaman enjoyed all those good things, but when God gave him faith to see He was the only true God and to believe in Him, he knew that this was the greatest gift from God of all.*

Bible Verse Connection Question

1. What does the story have to do with our **Bible Verse: Psalm 145:9-10: 13,15-17**: "The LORD is good to all; He has compassion on all He has made. All you have made will praise you, O LORD; your saints will extol you... The LORD is faithful in all his words and kind in all his works... The eyes of all look to You, and You give them their food at the proper time. You open your hand and satisfy the desires of every living thing. The LORD is righteous in all his ways and loving toward all he has made."?
Even though Naaman had raided Israel and worshiping Rimmon, the LORD was good to him. He had compassion on him by telling him how he could be healed through the little Israelite girl he had captured. And even more amazing, He gave him saving faith in Him.

Life Application Questions

1. If God only gave good gifts to His friends, which people would receive good gifts? *No one! We all have rebelled against God and His good ways. That makes us all enemies of God.*
2. What is God's greatest good thing He offers to us? *Forgiveness of sins and the delight of knowing and enjoying Him forever, when we turn from our sins and trust Jesus as our Savior.*

ACTS Questions

1. What is something we can praise God for being that we learned in our story?
Praise God for being so compassionate to all, even though we are rebels against Him and His good ways.
2. What is something we can confess as sin that we learned in our story?
Confess that many times, like Naaman, we enjoy many good things, but fail to acknowledge that the LORD is the good giver of them. We deserve God's punishment. We need a Savior!
3. What is something we can thank God for that we learned in our story?
We can thank God for seeking out sinners, like Naaman and like us. He brings to us the good news of salvation, even when we weren't looking for it.
4. What is something we can ask God for that we learned in our story?
We can ask God to work in our hearts, helping us to turn away from our sins and trust Jesus as our own Savior. We can ask Him to make us thankful for all the good gifts He gives us.

The Gospel

1. Like Naaman we are sinners, deserving God's punishment. We need to know the good news of Jesus. What is the gospel?
God is the good Creator and King of the world. He made people to worship Him and live by His good laws. But we are all sinners who have rebelled against Him. We all deserve death--God's just, eternal punishment for our sins. How terrible! But God has good news for us. In His great mercy, God sent His Son Jesus to earth to save sinners. Yes, Jesus, the perfect Son of God, left His home in heaven and became a man. He lived the perfect life that pleases God. (He's the only one who has ever done that!) He offered it up to God His Father as the perfect sacrifice for sins when He suffered and died on the cross. Then, on the third day, Jesus rose from the dead in victory. He had fully paid for the sins of God's people, so they wouldn't have to! Now all who turn away from their sins and trust in Jesus as their Savior will receive forgiveness of sins and eternal life with God. They will be His very own special people who will know Him and enjoy Him forever. We can be God's people, too, if we turn from our sins and trust in Jesus as our own Savior.

Game: Spin the Light

Materials

Flashlight
Paper and Marker
Story Review Questions

Preparing the Game

1. Choose 20+ questions for your game from the Story Review Discussion Questions, or make up your own.

Playing the Game

Divide the children into two teams. Have them sit in a close circle, alternating Team A and Team B players. Have the children sit in a circle. Put the light in the middle of the circle. Spin the light. Whoever the light points to, answers the question. If it points to a Team A player and he gets it right on his own, it is worth 2 points for his team. If he needs help from another team member, then it is worth 1 point. The question goes to the Team B player on his right for a possible 1 point if the Team A player fails to answer correctly.

Game continues until all children get to toss the Frisbee, or as number of questions, time, and attention span allow.

Non-competitive Option

Don't split into teams. Have the children sit in a circle and spin the light, asking whoever it points to a question. If desired, you can let each child choose another child to help them answer the question.

Optional TAKING IT TO OTHERS Activity: Quiz Questions

Have the children choose a few of the questions from the game to ask the parents/other children during TAKING IT TO OTHERS time. Help pre-readers by whispering the question in their ear and letting them ask it aloud to the parents/other children.

CASE REPLAY ACTIVITIES

Use this guide to review the Case Story and act it out for others to enjoy!

CASE REPLAY, JR: YOUNGEST CHILDREN

Description: The children will act out the story together, everyone doing the same action/sound effect at the same time. This activity is most suitable for kindergarteners.

Materials

The Case RePlay, Jr. script for younger children

Preparation

1. Read through the script and write in the blanks along the side possible actions/sound effects the children could do to act it out.

Instructions

1. Tell the children that they will be re-enacting the story together as you tell it.
2. As you read the script, lead the children in actions/sound effects to do with you.
3. If desired, you can read the script and stop at certain sentences and ask them what a good action/sound effect would be to act out what you just read.
4. Repeat the re-enactment one or two times more.

CASE REPLAY, SR: OLDER CHILDREN

Description: The children act out the story as a three-scene play. You will narrate it using the Case RePlay, Sr. script and they will act it out (no spoken words, for the most part), with each child assuming a different character's role. This activity is most suitable for first grade and up. You will review the story, then practice it a few times before performing it for others.

Materials

The Case RePlay, Sr. script
White board or other large format paper
Costumes and props

Preparation

1. Prepare for the play by choosing costumes and props for each character in the story. Decorate the area with any scenery props.
2. Write the words "Beginning," "Middle," "End" on a large piece of paper/whiteboard with plenty of space under each heading. You will use this paper to help the children think about the story as a three-scene play, as it is presented in the script.

Instructions

1. Tell the children that they will get to act out the story as a three-scene play, with a beginning, middle and end section. Tell them that before they can act it out, they need to think it out. as you narrate it with your script.
2. Take the children's answers as they recount the story, helping them put key incidents in the right order.
3. If desired, when they have filled in their Beginning, Middle, End, read through your whole (real) script, so they hear exactly what you will have them act out.
4. Then tell the children that it's time to practice acting out the story.
5. Assign parts to each child. If you are using costumes, do NOT give them out at this point. They will be a distraction.
6. Have all the children sit on the floor or in chairs on one side of the "stage," then call the characters up in place as their part in the story comes.
7. As you read the script, guide the children in where you want them to move or do to act it out.
8. After going through the whole script once, give out any costumes and props and act out the script once or twice more.

Optional TAKING IT TO OTHERS Activity: Re-enacting the Story

Read the script as the children act out together (younger) or assuming different roles (older) as the other children or the parents watch.

CASE REPLAY, JR--YOUNGER KIDS (KINDERGARTEN) P.2

“Welcome to our play! The name of our story is called: The Case of the Gift-seeking General.

This is an Old Testament story. It takes place in Aram, about 800 years before Jesus lived on earth.

And now we present: “The Case of the Gift-seeking General.”

Scene 1:

Actions:

King Ben Hadad of Aram was rich from all his father had given him and from what he gained in war. He had a great general, General Naaman, who bravely led his armies to victory. They often fought Israel, taking their lands, their good things, and their people as slaves. King Ben Hadad rewarded his general greatly for his victories with lots of riches, and with things and even the people he defeated in battles. The king even let Naaman have the honor of escorting him to Rimmon’s Temple when presenting worship gifts of thanks to their god for the good things they enjoyed. General Naaman was very great and became very proud. He was blessed by Ben Hadad and Rimmon. But Naaman had a big problem, too. He was a Leper and no one could heal him. But then a little, Israelite girl who Naaman gave her to his wife to be her servant said something amazing: the prophet Elisha in Samaria could heal General Naaman. How excited Naaman was when he heard this news!

Scene 2:

Naaman went to King Ben Hadad to get his permission to go to Israel. He asked the king to help him get the prophet to heal him. The king agreed. He wrote a letter to the King of Israel telling him to cure his general. A great reward in gold, silver and rich cloth was loaded into a train of chariots. Naaman drove to the King of Israel’s palace and gave Ben Hadad’s letter to the king’s servant. When the king read the letter, he was very upset and tore his clothes. He knew he couldn’t heal Naaman. He thought it was a trick to start a war with Israel. The king was worried and told Elisha. Elisha wasn’t worried. The LORD would use Elisha to heal the general. The king sent Naaman to his Elisha’s house. Naaman arrived outside Elisha’s house, expecting Elisha to come out, serve him and heal him by waving his hands and do magic, like the fake prophets of Rimmon did. But Elisha refused to come out. He wanted Naaman to see that the LORD was the one, True God. The LORD was not like the fake god, Rimmon. His prophet was not like Rimmon’s prophets. Elisha sent out his servant with a message for Naaman to go dip himself seven times in the Jordan River, then his skin would be healed.

Scene 3

Naaman didn’t like this. At first, he just stormed off when he heard Elisha’s directions. What point was there to go wash in the river? Elisha wasn’t treating him with honor. But Naaman’s servants talked Naaman into doing what Elisha told him to do. When he did, he was completely healed. Best of all, the LORD changed Naaman’s heart and Naaman believed in Him. Naaman went back to Elisha and confessed that the LORD was the one, true God. He wanted to pay Elisha, but Elisha refused. Naaman asked to take some earth from Israel back to Aram to build an altar to the LORD upon it. He asked Elisha if it would be ok to bow in Rimmon’s Temple when he escorted the king there, but not to worship him, because it was part of his job. Elisha told him to go in peace. And Naaman did.

Bible Truth Tie-In:

The Bible Truth we are learning is: **God Blesses All People with Many Good Gifts.** The LORD blessed General Naaman many good things, even though he did not worship Him and had killed many Israelites. He healed him and then gave him the best gift of all: salvation through faith in Him.

CASE REPLAY, SR--OLDER KIDS (1ST GRADE AND UP) P.3

“Welcome to our play! The name of our story is called: The Case of the Gift-seeking General.

This is an Old Testament story. It takes place in Aram, about 800 years before Jesus lived on earth.

The characters in our story are: King Ben Hadad and his father; General Naaman and his soldiers; Israelite girl, Naaman’s wife; Elisha and the King of Israel.

And now we present: “The Case of the Gift-seeking General.”

Scene 1: (Beginning)

King Ben Hadad of Aram was rich from all his father had given him and from what he gained in war. He had a great general, General Naaman, who bravely led his armies to victory. They often fought Israel, taking their lands, their good things, and their people as slaves. King Ben Hadad rewarded his general greatly for his victories with lots of riches, and with things and even the people he defeated in battles. The king even let Naaman have the honor of escorting him to Rimmon’s Temple when presenting worship gifts of thanks to their god for the good things they enjoyed. General Naaman was very great and became very proud. He was blessed by Ben Hadad and Rimmon. But Naaman had a big problem, too. He was a Leper and no one could heal him. But then a little, Israelite girl who Naaman gave her to his wife to be her servant said something amazing: the prophet Elisha in Samaria could heal General Naaman. How excited Naaman was when he heard this news!

Scene 2: (Middle)

Naaman went to King Ben Hadad to get his permission to go to Israel. He asked the king to help him get the prophet to heal him. The king agreed. He wrote a letter to the King of Israel telling him to cure his general. A great reward in gold, silver and rich cloth was loaded into a train of chariots. Naaman drove to the King of Israel’s palace and gave Ben Hadad’s letter to the king’s servant. When the king read the letter, he was very upset and tore his clothes. He knew he couldn’t heal Naaman. He thought it was a trick to start a war with Israel. The king was worried and told Elisha. Elisha wasn’t worried. The LORD would use Elisha to heal the general. The king sent Naaman to his Elisha’s house. Naaman arrived outside Elisha’s house, expecting Elisha to come out, serve him and heal him by waving his hands and do magic, like the fake prophets of Rimmon did. But Elisha refused to come out. He wanted Naaman to see that the LORD was the one, True God. The LORD was not like the fake god, Rimmon. His prophet was not like Rimmon’s prophets. Elisha sent out his servant with a message for Naaman to go dip himself seven times in the Jordan River, then his skin would be healed.

Scene 3: (End)

Naaman didn’t like this. At first, he just stormed off when he heard Elisha’s directions. What point was there to go wash in the river? Elisha wasn’t treating him with honor. But Naaman’s servants talked Naaman into doing what Elisha told him to do. When he did, he was completely healed. Best of all, the LORD changed Naaman’s heart and Naaman believed in Him. Naaman went back to Elisha and confessed that the LORD was the one, true God. He wanted to pay Elisha, but Elisha refused. Naaman asked to take some earth from Israel back to Aram to build an altar to the LORD upon it. He asked Elisha if it would be ok to bow in Rimmon’s Temple when he escorted the king there, but not to worship him, because it was part of his job. Elisha told him to go in peace. And Naaman did.

Bible Truth Tie-In:

The Bible Truth we are learning is: **God Blesses All People with Many Good Gifts.** The LORD blessed General Naaman many good things, even though he did not worship Him and had killed many Israelites. He healed him and then gave him the best gift of all: salvation through faith in Him.

Chariot Full of Riches

Description

Children will make a plastic cup chariot filled with silver and gold paper riches and fabric scraps rich cloth.

Materials

1 Red 16 oz. plastic cup per child
Decorating supplies, such as sequins, glitter, craft jewels
Plain white paper
White poster board or cardstock
Markers
Gold and silver foil wrapping paper
Scissors
Fabric Scraps, silky, shiny ones if possible
Glue sticks
Baggies and twisty ties

Preparing the Craft

1. Cut each plastic cup into chariot shape as shown in Template #1. Poke holes where indicated.
2. Cut out two wheels from poster board, using Template #2 as guide. Poke holes where indicated.
3. Set out rest of supplies.

Making the Craft

1. Show the sample of the craft you have made.
2. Have children cut small pieces of silver and gold wrapping paper and stuff in baggies. Tie with twisty ties. These are bags of the silver and gold pieces
3. Have the children cut pieces of cloth out of the fabric scraps and put in another baggie. This is the fine cloth.
4. Have the children decorate their chariot with the glitter, etc. Some may want to draw shapes on the plain white paper, color in and glue onto sides of chariot.
5. Attach the wheels to chariot by poking a paper fastener through a wheel, then the side of the chariot. Open up wings on the inside to secure.

NOTE: For smallest children, you may want to cut out fabric scraps ahead of time. Have these on hand if someone is having difficulty cutting through the fabric

Optional TAKING IT TO OTHERS Activity: Craft Presentation

If you are presenting the craft to other children or parents the children can hold up their crafts (or your model craft) and read their Bible Truth Connection answers to explain the importance of the craft.

CASE CRAFT**Discussion Guide****Instructions:**

As the children are settled into making their craft, ask them these questions to help them understand the craft's significance. Use the answers provided to guide the children's answers.

Discussion Questions

1. Where did King Ben Hadad and Naaman live? Where did Elisha live? *In Aram; in Samaria, Israel.*

2. What did King Ben Hadad load up in chariots? *Riches of silver, gold and fine clothing.*

3. What did the king do with the riches? *He gave them to his general, Naaman, to take to Israel to pay for the prophet Elisha to heal his leprosy.*

4. What is the Bible Truth that we are learning? *God Blesses All People with Many Good Gifts.*

5. What does our craft have to do with our Bible Truth: God Blesses All People with Many Good Gifts? *Elisha refused Naaman's gift. He wanted him to know that the LORD had healed him not because of his money, but as another of His good gifts to him. He gave Naaman faith to believe in Him as the one, true God—the best gift of all. How loving the LORD was to Naaman, the enemy of His people, Israel!*

6. What can this craft help us remember? *Even chariots full of riches are nothing compared with the greatest gift God gives: knowing and enjoying Him forever!*

TAKING IT TO OTHERS**Craft Presentation****Instructions:**

Have children hold up your model craft/their crafts. Choose five children (or you say) the five sections below to explain the craft's importance.

Presentation:

1. Our craft is: Chariot Full of Riches.

2. In Aram, King Ben Hadad loaded up chariots full of riches in hopes he could pay for his general, Naaman to be healed by the prophet Elisha in Israel.

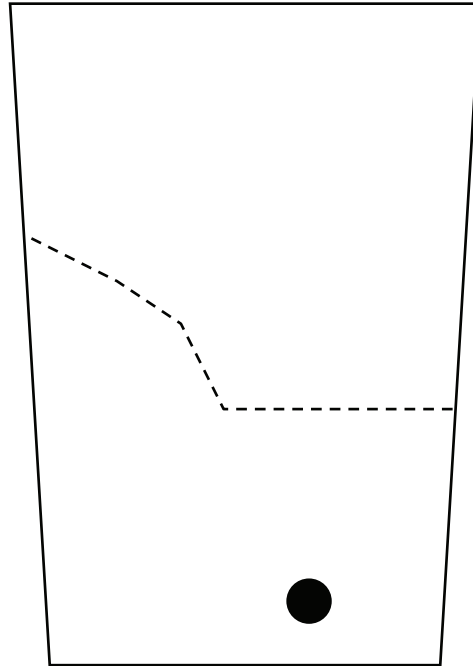
3. Bible Truth 1 is: God Blesses All People with Many Good Gifts.

4. Elisha refused Naaman's gift. He wanted him to know that the LORD had healed him not because of his money, but as another of His good gifts to him. He gave Naaman faith to believe in Him as the one, true God—the best gift of all. How loving the LORD was to Naaman, the enemy of His people, Israel!


5. Our craft can help us remember that even chariots full of riches are nothing, compared with the greatest gift God gives: knowing and enjoying Him forever!

Note: Even non-readers can participate in presenting the craft, if you will whisper what they are to say in their ear and let them say it aloud for the others to hear.

Craft Pattern #1
Chariot Side View



Craft Pattern #2
Chariot Wheel Pattern



BEFORE CLASS:**1. PICK YOUR PERSON**

VIPPs can be anyone in your church! Typically, they fall into 6 categories: Church staff, Elders, Deacons/deaconesses, Special Volunteers (people who aren't paid, but spend a lot of time helping out in particular ways), Supported Workers (aka missionaries), and Church Members.

2. GATHER YOUR FACTS

Use the VIPP Information Sheet to write down the facts about your VIPP. The information on this worksheet is used in the VIPP activities, listed in the "Choose an Activity" section below.

DURING THE ACTIVITY:**1. INTRODUCE YOUR VIPP**

Introduce your VIPP to the children, using the VIPP Information Sheet. Fill in a set of VIPP Clue Cards with the information for your VIPP. If desired, you can even have the actual person come into class for the children to meet.

Need help describing what someone does for the church in a kid-friendly way? Check out the list of common VIPPs on the Praise Factory website in the PFI resources. There are lots of kid-friendly descriptions for common VIPP's, such as pastors, elders, deacons and a lot more.

2. PRAY!

Lead the children in praying for the VIPP. Ask the children if they would like to pray for one of the VIPPs prayer requests. Even non-readers can pray for the VIPP if you whisper the prayer request in their ear, then let them say it aloud. Never force a child to pray!

3. CHOOSE AN ACTIVITY

There are two activities you can use to help the children learn about the VIPP:

VIPP Clue Cards: These are nine coloring sheets in which children fill in the nine things they learn about the VIPP from the VIPP Information Sheet. Photocopy a set of each child. Use as few or as many of these Clue Cards as you desire. Clue Cards found at the back of this book.

VIPP Game: This is a game that uses a set of Clue Cards for one or two VIPPs.

Choose a VIPP and fill in his/her information on the VIPP Information Sheet. Fill in a set of VIPP Clue Cards with the information for your VIPP. Tell the children about the VIPP, having them fill in the VIPP Clue Cards with the key facts as they learn them. Write any words the children need to write on a white-board or other piece of paper so they can see how to spell them. Help younger children write these words on their clue cards. Ideas for how to tell the children about many common VIPPs are listed at praisefactory.org with the resources for this Bible Truth.

Optional TAKING IT TO OTHERS Activity: Introduce and Pray for the VIPP

If you are presenting the VIPP to other children or parents you can assign children to hold up the 10 clue cards and say what each card tells about the VIPP. (Or, you can have the children hold them up as you tell what each one means.) Then lead the children in praying for the VIPP.

Game: Hit the Wall

Materials

Information Sheet for one VIPP

2 Set of Clue Cards

8 8.5" x 11" Manilla Envelopes

Nerf Ball or other soft ball for indoor use

Preparing the Game

1. Fill in one set of clue sheets for the VIPP you are using.
2. Tape the other (blank) set of Clue Cards to the outside of the manilla envelopes.
3. Put the filled-in clue cards in the corresponding envelope.
4. Tape the envelopes to the wall.

Playing the Game

Reveal: Tell the children about the VIPP, showing them your filled-in clue cards as you tell about them.

Review: Have the children take turns trying to hit an envelope with the ball. The teacher (or the child) tells the Clue Card category. The other children try to remember what the VIPP's answer was. Open it up and see if they got it right. If they did, the Clue Card is retired. If not, it can be added back into the Clue Cards to be aimed at.

VIPP INFORMATION SHEET

VIPP NAME:

WHAT VIPP LOOKS LIKE

Man or Woman? _____

Hair color? _____

Eye color? _____

FAVORITE ANIMAL

FAVORITE FOOD

FAVORITE FREE TIME ACTIVITY

WHAT VIPP DOES DURING WEEK

VIPP GROUP OF SERVICE:

Church Member

Deacon

Elder

Church Staff

Special Volunteer

Supported Worker
(Missionary)

3 WAYS VIPP SERVES CHURCH

3 WAYS TO PRAY FOR THE VIPP

BIBLE TRUTH 1, LESSON 2: PLANNER/OVERVIEW

GETTING STARTED: Welcome and Opening Songs (*introduce unit and get kids moving with these songs*)

Welcome to Praise Factory: PFI: Praise Factory Investigators Theme Song *PFI NIV Songs 8, Track 1*

Rules to Help Us Worship God and Love One Another: WoGoLOA Classroom Rules Song
PFI NIV Songs 8, Track 2

Big Question Under Investigation: Big Question 8 Songs *PFI NIV Songs 8, Tracks 3,4*

Big Question Bible Verse: 1 Chronicles 16:34 Song *PFI NIV Songs 8, Track 5*

DIGGING DEEP DOWN: Key Concept and Story (*introduce the Bible Truth and tell the related story*)

Bible Truth 1: God Blesses All People with Many Good Gifts

Bible Truth Hymn: Be Thou My Vision, v.3 *PFI NIV Songs 8, Track 6*

Bible Verse: Psalm 145:9,13,15-17

Bible Verse Song: The LORD Is Good to All *PFI NIV Songs 8, Track 7*

Lesson 2 Story of the Saints: The Case of the Father-Like Love

TAKING ACTION: Response Activities (*choose from among these activities*)

Snack and Discussion Planner: Prison Oatmeal and Bread... and Nollie's Cookies

ACTS Prayer: Prayer Sheet

Bible Truth Review: Discussion Questions and Game: Squirrel and Nut

Bible Truth Hymn: Be Thou My Vision, v.3 *PFI NIV Songs 8, Track 6*
Song, Sign Language and Song Game: Big Voice, Little Voice **PFI NIV Songs 8 BOOK or ONLINE**

Bible Verse Review: Psalm 145: 9-10,13,15-17 Discussion Sheet and Game: Protectors

Bible Verse Song: The LORD Is Good to All Psalm 145:9,13,15-16 *PFI NIV Songs 8, Track 7*
Song, Sign Language and Song Game: Sign It, Say It, What Does It Mean? **PFI NIV Songs 8 BOOK or ONLINE**

Story Review: Discussion Questions and Game: Stepping Stones

Case Replay, Jr: Drama Activity for Youngest Children (children do same story actions together)

Case Replay, Sr: Drama Activity for Most Children (children re-tell story with individual parts)

Craft: Secret Hiding Place Behind Corrie's Bookshelf

VIPP (Very Important Prayer Person) Prayer Time: Coloring Sheets (Back of Book) and Game: Bean Bag Toss In

TAKING IT HOME: Take Home Sheet for Review and Family Devotions

PFI Pronto: Bible Truth 1, Lesson 2 **PFI NIV Prontos 8 BOOK or ONLINE**

The Case of the Father-like Love

by Connie Dever

Our story is called:**The Case of the Father-like Love.****As you listen to the story, see if you can figure out:**

1. Who showed the Father-like love? Which father was her love like?
2. Who did she show this father-like love to? How was her love like God's?

This story doesn't take place in Bible times. It starts out in 1944, in Haarlem, Holland.

Corrie had been sick with flu all night. How good it would have been to stay in bed all day! But instead, Corrie dragged herself out of bed and down the three flights of stairs of the ten Booms' house to help with morning chores.

Betsy, her sister, and Caspar, her old, grey-haired father, were already up and about. There was much to do in the ten Boom house. Caspar ten Boom together with his daughters ran a clock shop out of the front of their home. People came to buy a new clock or to fix a broken one. What a wonderful room that shop was! There were watches and clocks of every size on display and the room was filled with the sound of them each tick-tocking, cuckooing and chiming out the seconds, minutes and hours. It was music to Corrie's ears.

But the ten Boom's took care of some very different "watches" in their home, too. These "watches" weren't in the clock room, but upstairs hidden behind the bookshelf in Corrie's room. "Watches" was the code name for the small group of Jewish people the ten Booms were protecting from the German soldiers. Why were these Jews in trouble? Because the wicked German leader, Adolf Hitler, wanted to get rid of them. Hitler had a plan to take control of the world. He thought his people, the Germans, were the best and smartest people in the world. He planned for them to be in control of everything. Certain other people he thought were so useless that they should be made slaves or should just be killed. The Jews were some of these people. So, as Hitler sent his army to take over country after country, one of the first things he had the soldiers and police do was to get rid of the Jews.

When Hitler's army took over Holland, where the ten Boom's lived, he gave orders to get rid of the Jews who

lived there and to punish anyone who tried to help them. Most people were too scared to help the Jews, but there were a few brave people who decided to secretly help them anyway. They were called "The Underground;" and the ten Booms were part of it.

Why would the ten Booms risk their lives for these strangers? Because the ten Booms were Christians. They loved God and lived for Him. Love your neighbor as yourself... Love your enemies...Do to others as you would have them do to you....Be merciful just as your Father is merciful," Jesus had said. Surely these Jews were the neighbors they should love by protecting them, the ten Booms thought. Surely this was being merciful like their Heavenly Father.

God blessed all people with good things. Everyone: neighbors, enemies and everyone in between! He used His people to bless others with some of these good things: to show His love and mercy...and to tell the good news of salvation through Jesus. For this, the ten Booms risked their lives. This is how their Father in heaven loved people; this is what they would do, too. So every day, Betsy and Corrie took care of their house and helped their father in the clock shop, and also took care of the Jews who lived in the hidden room. No wonder sick Corrie felt she had to get out of bed with all this work to do!

Corrie helped Betsy with the chores, tended to a stranger in the clock shop and then went back to bed. How she longed to rest! But this was not to be. The stranger at the shop had been a spy. He figured out that the ten Booms were hiding Jews and told the German soldiers. Soon the house was filled with soldiers. They brought the ten Booms to the living room. They beat down doors and cupboards looking for the secret

Story-telling Tips

Ahead of time:

1. Read the Bible verses and story. Pray!
2. Create story cue cards on index cards (or highlight text).
3. Practice telling story dramatically, timing your presentation. Shorten, if necessary to fit your allotted time.
4. Decorate area with story props that help bring your story alive.

During your presentation:

1. Maintain as much eye contact as possible as you tell the story. Point to/use props at important points in the story. Include the kids in your story with a few questions about what they think will happen or words/concepts that might be new to them.
2. Watch the kids for signs that their attention span has been reached. Shorten, if necessary.

room, but they couldn't find it. They took Corrie aside to question her.

"Where are the Jews!" they demanded. Corrie felt so sick that she thought she would faint, but God kept her strong. No matter what the Nazis said or did, she did not tell them anything about their Jews. At last the soldiers gave up. Nail up the door of this house and set a guard outside. If there is anyone hiding in there, they will not last long without help," the officer said.

The ten Booms were sent to prison while the Germans decided on their punishment...and in hopes of finding out where the Jews were hidden. Because Corrie was so sick, she was put in a cell by herself. For four months she lived in that lonely, dark, little space, with only a dirty, straw mattress and a blanket that someone had been sick on. It was bitterly cold. She hardly had enough to eat each day: just a plate of thin oatmeal in the morning and one piece of black bread in the evening.

Yet even in that terrible prison, the Lord blessed her with good gifts. The Lord was with her each day, giving her strength to endure each hard day. Little by little, Corrie's sickness went away. A nurse who cared for her gave her a toothbrush, some soap and tiny copies of the four Gospels. Someone sent her news that her sister Betsie was still alive in the prison, too. The other ten Boom sister, Nollie (who had not been arrested), managed to give her a little package of cookies, a towel and a wonderful, secret message hidden under a stamp: "The watches left the cupboard safely"—all the Jews hidden in their secret hiding place had escaped without being captured! Corrie thanked God for these good gifts. She knew that He was the one who gave them to her.

Finally, one cold morning in May, Corrie was called before the Gestapo officer. She expected the worst. These men would do anything to get information about the Jews and the Underground. As they led her into the room, Corrie prayed, "Lord Jesus, you were once questioned, too. Please show me what to do."

The officer questioned Corrie for hours. "What do you spend your days doing, Miss ten Boom?" the officer asked, looking for a clue that would lead him to the Jews or other people who worked with the Underground. Corrie cleverly avoiding tell him any

information that would lead them to the Jews or other members of the Underground. Instead, she used his questions as a way to tell him about God.

"I run clubs for teenage girls. They come to have fun and learn about Jesus. I also have one for mentally handicapped young people. They need to hear about God's love, too," she told him.

The officer listened in amazement at all Corrie told him about the clubs. "Why would anyone spend so much time caring for unimportant people like young girls and mentally handicapped people?" he said. "You're wasting your time helping people like that."

"Oh, no!" Corrie told the officer. "God loves everyone, even the weak and the feeble. You see, the Bible tells us that God looks at things very differently from us."

The officer cut her off as soon as she started talking about God and the Bible. "That will be enough for today," he told her.

Back in her cell, Corrie thought about her conversation with the officer and wondered what he would do when they met together the next day. Did her talk about God and the Bible make him angry? Would he hurt her to get more information from her as many of the officers did? And how would she treat this man tomorrow, especially if he hurt her? Certainly if ever she had faced an enemy it was Nazis like this man! It would be easy to hate him and say mean things to him, but Corrie knew that wasn't God's way.

She was a Christian. She loved God and lived for Him. Wasn't she supposed to love her enemies and be merciful to them? God blessed all people with good things. Everyone: neighbors, enemies and everyone in between! He used His people to bless others with some of these good things. To show His love and mercy...and to tell the good news of salvation through Jesus—even to men like this Nazi officer.

The next day when Corrie appeared before the Gestapo officer for questioning, he didn't ask her about the Jews or the Underground. He asked her about God and the Bible. He told her about his life, too. He hated the work he had to do. He was worried about his family back in Germany because their town was being bombed every night. Corrie kindly listened, then told him the good news of salvation through Jesus. From

then on, this enemy became the ten Boom's friend while they were in prison. He didn't have the power to free her or her sister, but he did all he could for them.

I wish I could say that Betsie, Corrie and Father ten Boom were freed from prison and allowed to go home, but I can't. Father ten Boom died in prison. Betsie and Corrie went on to suffer terribly along with thousands of Jews in Hitler's slave camps. Only Corrie lived to return home. But even through those horrible days, Corrie saw God's many good gifts to them,

Many times He provided for their needs in miraculous ways. Always He was there, helping them endure all their suffering. Always He was there, helping them love others and do good to them—even their enemies. Many, many people who suffered along with Corrie and Betsie knew a bit of God's good blessings as He reached out to neighbors, enemies and everyone in between through Corrie and Betsie. And best of all, were those who heard and received God's greatest gift to them: salvation through Jesus.

Cracking the Case:

It's time to answer our Case Questions.

1. Who showed the Father-like love? Which father was her love like? Corrie ten Boom (and her family). Her Heavenly Father: God.

2. Who did she show this father-like love to? How was her love like God's? She showed it to the Jews who needed a safe place to hide as well as to the Germans who took her prisoner and treated her and her family so cruelly. God gives good gifts to all, even those who do not love or obey Him. Corrie treated the Germans, who were so cruel to her, with kindness and love. She wanted them to come to know Jesus as their Savior, too.

Something For You and Me

Our Bible Truth is:

God Blesses All People with Many Good Gifts

Our Bible Verse is: Psalm 145: 9-10,13,15-17:

"The LORD is good to all; He has compassion on all He has made. All you have made will praise you, O LORD; your saints will extol you... The Lord is faithful in all his words and kind in all his works... The eyes of all look to You, and You give them their food at the proper time. You open your hand and satisfy the desires of every living thing. The LORD is righteous in all his ways and loving toward all he has made."

God used Betsie and Corrie to give His good gifts of love and kindness to all kinds of people: neighbors, enemies, and everyone in between. What about you and me? How does God want us to treat our neighbors, enemies and everyone in between? Does He not want us to love them and give His good gifts of love and kindness to them, too? He does. Sometimes this is very, very hard to do, just like sometimes it was very, very hard for Corrie and Betsie. But we do not have to do this on our own. When we turn from our sins and trust Jesus as our own Savior, not will He save us from our sins and put His Holy Spirit in our hearts to know and enjoy Him, but He will give us strength to love all people with His love and kindness, just as He did Corrie and Betsie. Let's praise God for being the Giver of good gifts to all people. Let's ask Him to work in us that we might be like Him, giving the good gifts of love and kindness to everyone, even our enemies.

Close in prayer.

Closing ACTS Prayer

A God, we praise You for being compassionate and being the Giver of compassion to Your people--and even to their enemies.

C God, we confess that many times, we do not act like the ten Booms. We would rather not help someone in need if it means we might suffer somehow. Many times we just want to do what is easiest or best for us.

T God, we thank You for sending Your powerful Holy Spirit to work in Your people so that they love others for Your name's sake, even their enemies, and even when it might mean they suffer.

S God, work in our hearts that we might turn away from our sins and trust in Jesus as our Savior. Work in our hearts that we might be like You, who shows mercy and compassion on all, even Your enemies. Use us to bless others with some of Your many good gifts, especially the gift of hearing about salvation through Jesus.

ACTS PRAYER ACTIVITY

Use this sheet to write down your ACTS Prayer

Instructions:

Use this sheet to help the children apply the Bible Truth into a prayer. You can use the ACTS provided or even better, have the kids think of their own applications. Also have the children add their personal requests to the prayer, too. Lead the children in the prayer or let them pray sections, with your help. Never force a child to pray! Non-readers can participate by you whispering a section of the prayer into their ear and allowing them to pray it aloud for the group.

ADORATION:

God, we praise You for being the Giver of everything good to us all, even people who do not love You or obey You.

God, we praise You for being.....

Add your own Adorations:

CONFESSION:

God, we confess that we forget all the good things You give us each day. Many times we do not use them to glorify You. We need a Savior!

God, we have sinned against You....

Add your own Confessions:

THANKSGIVING:

Thank You, God for blessing us with so many good gifts: food, family, life, and the offer of salvation through Your Son, Jesus.

God, we thank You for...

Add your own Thanksgivings:

SUPPLICATION:

God, work in our hearts. Remind us each day of the good things You give us. Help us to be grateful for them and glorify You in the way we use them. Give us the best gift of all: the gift of being one of Your dearly loved people, when we turn from our sins and trust in Jesus as our Savior.

God, we need Your help...

Add your own Supplication:

SNEAKY SNACK

Can you figure out how this snack relates to the story?

Snack: Prison Oatmeal and Bread... and Nollie's Cookies

Oatmeal and dark bread like what Corrie had in prison OR cookies like Nollie made for Corrie.

This is only a suggestion. Feel free to modify. Be mindful of allergy issues among your children!

Case Tie-in: Corrie was grateful for the oatmeal, bread and cookies she received while in prison. They were some of God's good gifts to her, even in those very difficult days

SOUL FOOD

Food for thought during snack time

1. What does the snack have to do with the story?

Choose a few questions from the other activity discussion sheets to talk about during this snack time.

2.

3.

4.

5.

6.

7.

Directions: Read and discuss Bible Truth, using a FEW of the questions. Play game. Feel free to modify the game to fit your children.

God Blesses All People with Many Good Gifts

God has given many good gifts to all people--whether they love and obey Him or not. He made this beautiful world for all to enjoy. He has given each of us a heart to know and love Him and others. He has given each of us a body to do many different, wonderful things. He provides the sun and rain, the hot and cold, to grow the food we need. He keeps all living things alive each day. These are just some of the many good gifts God has blessed us with.

Why did God give us these good gifts? To enjoy them, to understand what He is like, and to glorify Him for giving them to us. Everyone should glorify God for His many good gifts given to them, but especially God's people. They enjoy the same good gifts as everyone else and far, far more. God is their Heavenly Father and they are His dearly loved children. Jesus died to save them from their sins. The Holy Spirit lives inside them and helps them to love, obey and enjoy God. And one day, they will get to live with Him forever. These are the very best gifts of all. They are gifts that can be ours even today, if we turn from our sins and trust in Jesus as our Savior.

Understanding the Bible Truth

1. Who does God bless with many good gifts? *All people.*
2. Does God bless people who do not love or obey Him with good gifts? *Yes.*
3. What kinds of good gifts does He give all people? *He gives them life, food, families, friends. He gives them many good things to enjoy. He gives them talents. He gives them bodies to use; minds to think with. He gives them the world full of amazing creatures to enjoy. He gives them a heart to know and love Him and others. He keeps the whole universe going. He gives rain, sun, hot and cold, so they can grow food.*
4. Why does God give us these good gifts? *To enjoy them and to glorify Him.*
5. What should everyone give to God for all His good gifts? *Glorify Him (praise and thank Him).*
6. Who should praise and thank God most of all? Why? *God's people. Because they enjoy the same good gifts as everyone else and far more. God is their heavenly Father; Jesus died to save them from their sins. The Holy Spirit lives in their heart to help them enjoy, love and obey God; one day, they will get to live with Him forever. These are the best gifts of all.*
7. How can we receive the best gifts of knowing God and living with Him forever? *By turning from our sins and trusting in Jesus as our Savior.*

Bible Truth Story Connection Questions

1. How did Corrie give good gifts to others, as God, her Heavenly Father does? *She risked her life to rescue Jews, even though they were strangers. She showed compassion for the German officer at her hearing and told him the good news of forgiveness through Jesus.*
2. What were some of the good gifts the LORD gave Corrie, even in prison? *Helped her body get well; the nurse's package with the gospels in it; Nollie's package with cookies, etc. in it; received word that the Jews escaped safely and Betsie was still alive; gave her the right words to say to the German officer and love in her heart for him.*

Bible Verse Connection Question

1. What does our Bible Truth have to do with our **Bible Verse: Psalm 145:9-10, 13,15-17**: "The LORD is good to all; He has compassion on all He has made. All you have made will praise you, O LORD; your saints will extol you... The Lord is faithful in all his words and kind in all his works... The eyes of all look to You, and You give them their food at the proper time. You open your hand and satisfy the desires of every living thing. The LORD is righteous in all his ways and loving toward all he has made."?
The LORD is good to all: His people and even those who are not His people. He gives them the good things they need and enjoy. He gives them the food they need and is the one who satisfies all our desires.'

Life Application Questions

1. What good gifts has God given us?
2. What does the LORD want us to give Him? *Praise and thanks for His good gifts.*
3. How does He want us to use the good gifts He's given us? *For our enjoyment; and to bring glory to His name.*
4. What is the greatest gift that God offers to us? What must we do to receive it? *Eternal life: knowing and enjoying Him forever. We must confess our sins to God; turn away from our sins and trust in Jesus as our Savior.*

ACTS Questions

1. What is something we can praise God for from this Bible Truth? *Praise God for being the Giver of everything good to us all, even people who do not love Him or obey Him.*
2. What is something we can confess to God from this Bible Truth? *Confess that we forget all the good things God gives us each day. Many times we enjoy His good gifts, but do not praise Him for them or thank Him for them. We deserve His punishment. We need a Savior!*
3. What is something we can thank God for from this Bible Truth? *Thank God for specific good things that He gives us. Thank Him for offering us forgiveness of our sins and eternal life with Him, through Jesus--the greatest gift of all.*
4. What is something we can ask God for from this Big Idea? *We can ask God to work in our hearts that we would want to turn away from disobeying Him and trust in this wonderful Jesus as our own Savior. Ask God remind us each day of the good things He gives us. Ask Him to make us grateful for them and thank Him for them and help us to glorify Him in the way we use them.*

The Gospel

1. What is the best good thing that God gives to people? What is the gospel?
God is the good Creator and King of the world. He made people to worship Him and live by His good laws. But we are all sinners who have rebelled against Him. We all deserve death--God's just, eternal punishment for our sins. How terrible! But God has good news for us. In His great mercy, God sent His Son Jesus to earth to save sinners. Yes, Jesus, the perfect Son of God, left His home in heaven and became a man. He lived the perfect life that pleases God. (He's the only one who has ever done that!) He offered it up to God His Father as the perfect sacrifice for sins when He suffered and died on the cross. Then, on the third day, Jesus rose from the dead in victory. He had fully paid for the sins of God's people, so they wouldn't have to! Now all who turn away from their sins and trust in Jesus as their Savior will receive forgiveness of sins and eternal life with God. They will be His very own special people who will know Him and enjoy Him forever. We can be God's people, too, if we turn from our sins and trust in Jesus as our own Savior.

Game: Squirrel and Nut

Materials

Marble
Chairs
Bible Truth Questions

Preparing the Game

1. Choose 20+ questions for your game from the Bible Truth Discussion Questions, or make up your own.
2. Write the Bible Truth questions on small thin strips of paper (or make a photocopy of the Bible Truth Discussion Questions and simply cut them into strips) and put them in the bag/bowl.

Playing the Game

Have children seated in chairs in a circle, with their heads down and their eyes closed. "It" is in the middle and is holding the marble. He walks around quietly and chooses someone's lap to drop the marble into. The person who receives the marble jumps up and chases "It" around the circle and tries to tag "It" before "It" gets to the chair and sits down. Either the tagged old "It" or the new "It" gets to choose a question from the bag for the class to answer. Play continues after the question is answered. Be careful about running on slick floors! You may want to ask the children to walking rapidly instead.

Game continues as number of questions, time, and attention span allow.

Optional TAKING IT TO OTHERS Activity: Quiz Questions

Have the children choose a few of the questions from the game to ask the parents/other children during TAKING IT TO OTHERS time. Help pre-readers by whispering the question in their ear and letting them ask it aloud to the parents/other children. Make sure you read the Bible verse aloud before you ask your questions.

Directions:

1. Write words to song in large print before class.
2. Play the song for the children, helping them follow along on the song sheet.
3. Discuss the song, using a few questions from the discussion sheet. *Don't use them all!*
4. Introduce sign language for key words of your choice from sign language sheet for your song. Use as few or as many as you think the children can learn.
5. Sing and sign the song. Sign language as well as large format lyrics and sheet music are found in the PFI Unit Songbook or online.
6. If desired, play the Song Game.

Optional TAKING IT TO OTHERS Activity: Presenting and Singing the Song

1. Sing and sign the song, encouraging the watching children/parents to join in.
2. Ask the class some of the questions listed below. The Bible Truth Connection Question is particularly good to help them understand how the song ties in with the Bible Truth.

Be Thou My Vision

Verse 3

O grant us grace, almighty Lord,
To read and mark your holy Word;
Its truths with meekness to receive,
And by its holy precepts live.

Words: Ancient Irish; tr. Mary E. Byrne; versified, Eleanor H. Hull

Music: Traditional Irish Melody; harm. David Evans

Listen to it on PFI NIV Songs 8, Track 6

Understanding the Song

1. What does "heed" mean? *To pay care attention to.*
2. What does it mean NOT to heed riches? *To not care too much about them.*
3. What is "man's praise"? *When someone praises something you do as good or important.*
4. What is "empty" about man's praise? *We usually talk about a container being empty when what was in it has been finished off. But empty can also mean that something is worthless. That's how the songwriter is using empty here. It means that man's praise is worthless. Not that we shouldn't praise people when they do something good or important, but that many times people think things are good/important that God doesn't. That kind of praise is empty.*
5. What does it mean NOT to heed man's empty praise? *That it is nice when people think what we do is good/important; we should thank people for their praise; but, that we shouldn't pay too much attention to it. God's praise for what we do is what really counts.*
6. What is an inheritance? *It's something you get or will get one day because you're born into a certain family.*
7. The songwriter says that God is his inheritance, now and always. What does that mean? *It means that when he confessed his sins to God; turned away from wanting to keep sinning; and trusted Jesus as his Savior, he was born into God's family, as one of His people. There is a rich inheritance that God gives to everyone who is born into His family. Not only are they saved from God's eternal punishment for their sins, but they are filled with the Holy Spirit. They get to know and enjoy God while they still live here on earth, and face to face with Him forever, after they die. This is how God is his inheritance.*
8. What does it mean for God to be "first in our hearts?" *For us to love Him most of all and to want to do what pleases Him more than anything else.*
9. What does "art" mean? *Old English word that means "are."*
10. Who is the songwriter's treasure? *The LORD. He loves and enjoys God more than anything or anyone else.*

Bible Truth Connection Question

1. How does this song relate to our **Bible Truth: God Blesses All People with Many Good Gifts?** *Riches are a good gift from God. We use them to buy many good things that we enjoy. When people praise us for good/important things we do, that is a good gift from God, too. We all like to be encouraged and valued. These are good gifts, but they are not the best gift. The best gift we can have is when we become one of God's people and God, Himself, is our treasure and inheritance. That makes riches and people's praise worth almost nothing in comparison.*

Story Connection

1. How does this song relate to today's story? *The ten Booms lost all their riches when they were arrested for helping the Jews. Instead of receiving praise for what they had done, they were put in prison and punished. The officer at Corrie's hearing had no praise for her good work with teenage girls and handicapped people. But the ten Booms were God's people in God's family. They were sad to lose their riches and to not receive praise for what they did, but they didn't heed it. They knew that God was their inheritance. He was first in their hearts. They lived their lives to please Him. They knew that one day, they would be with Him, delighting in Him forever and ever. That would be worth more than all they had lost.*

Bible Connection Question

1. What does this song have to do with our **Bible Verse: Psalm 145: 9-10,13,15-17:** "The LORD is good to all; He has compassion on all He has made. All you have made will praise you, O LORD; your saints will extol you... The Lord is faithful in all his words and kind in all his works... The eyes of all look to You, and You give them their food at the proper time. You open your hand and satisfy the desires of every living thing. The LORD is righteous in all his ways and loving toward all he has made." ?

God's people know that even in "scenes of deepest gloom" (hard or sad times) that God's plans stand firm. They do not need to murmur or repine (complain or stay sad) because the Lord is leading them. His plans are good and they are unfailing. God's people can be content because they know that His plans will succeed and one day they will see just what great things He was doing, even through their hardest or saddest of days.

Life Application Questions

1. How can our lives be affected by the message of this song? *We can praise God for giving Himself as the rich inheritance for all who confess and turn from their sins and trust in Jesus as their Savior. We can ask Him to make Him the best treasure of our heart, loving Him and enjoying Him so much, that it makes riches and people's praise almost nothing in comparison.*

ACTS Questions

1. What is something we can praise God for from this hymn?

Praise God for being the High King of Heaven. We can praise Him for being the true treasure of His people.

2. What are sins we can confess to God from this hymn?

That many times we love God's gifts better than Him. We want to enjoy the good things He can give us, but do not want to take time to know and enjoy Him, even though He is far better than all His gifts.

3. What is something we can thank God for from this hymn?

We can thank God for the good gifts of riches and even the praise of men. We can thank God most of all for the great gift of being able to know and enjoy Him.

4. What is something we can ask God for from this hymn?

That God would work in our hearts that we might turn from our sins and trust Jesus as our Savior. We can ask Him to help us enjoy Him and know Him as our greatest treasure.

Gospel Question

1. How can we know God as our great Treasure? What is the gospel?

God is the good Creator and King of the world. He made people to worship Him and live by His good laws. But we are all sinners who've rebelled against Him. We all deserve death--God's just, eternal punishment for our sins. How terrible! But God has good news for us. In His great mercy, God sent His Son, Jesus to earth as a man to save sinners. He lived the perfect life that pleases God. (He's the only one who's ever done that!) He offered it up to God His Father as the perfect sacrifice for sins when He suffered and died on the cross. Then, on the third day, Jesus rose from the dead in victory. He had fully paid for the sins of God's people, so they wouldn't have to! Now all who turn away from their sins and trust in Jesus as their Savior will receive forgiveness of sins and eternal life with God. They will be His very own special people who will know Him and enjoy Him forever. We can be God's people, too, if we turn from our sins and trust in Jesus as our own Savior.

Song Game: Big Voice, Little Voice

Materials

Song

Sign language signs used in the song printed out onto little cards

Blindfold

Preparing the Game

None.

Playing the Game

1. Practice the song and signs until the children know them well. Then tell them: "Children, we are going to hide a sign language sign and see if one of you can find it... with a little help from the rest of us!"
2. Choose someone to be "It" and blindfold them. Choose another child to hide one of the sign language cards. When it's hidden, "It" can remove the blindfold and begin to look.
3. The rest of the children will sing the song in a louder voice when "It" gets closer to the hidden sign and quieter when "It" gets further from the sign.
4. When "It" finds the hidden clue, another "It" is chosen and play begins again.

Game continues as number of questions, time, and attention span allow.

choose a FEW questions for discussion, then choose the game and/or music activity

Meditation Version: Psalm 145:9-10,13,15-17

"The LORD is good to all; He has compassion on all He has made. All you have made will praise you, O LORD; your saints will extol you... The LORD is faithful in all his words and kind in all his works... The eyes of all look to You, and You give them their food at the proper time. You open your hand and satisfy the desires of every living thing. The LORD is righteous in all his ways and loving toward all he has made."

Alternate Memory Version: Psalm 145: 9,16, 17

"The LORD is good to all...You open your hand and satisfy the desires of every living thing. The LORD is ... loving toward all he has made."

Understanding the Bible Verse

1. How is the LORD good to all? *He blesses all people (and other creatures) with life and many good things to enjoy.*
2. What is "compassion"? *To care about what someone is feeling and going through and want to do something about it.*
3. Who does the LORD have compassion on? *All He has made.*
4. Who praises God? *All He has made.*
5. What is a saint and what does it mean that they extol the LORD? *A saint has been misunderstood by some to be only certain special Christians. But the Bible calls a saint anyone who has turned from their sins and trusted in Jesus as their Savior. It is a word used for each of God's people.*
6. What does it mean that saints extol the LORD? *Extol is another word for praise. God's people praise Him for His goodness to them.*
7. What does it mean that the LORD is faithful in all His words? *We can trust Him to keep all His promises. We can trust that what He has told us in the Bible is always true. He never lies.*
8. What does it mean that the LORD is kind in all His works? *The LORD only does good, in everything He plans and does.*
9. What does it mean for the eyes of all to look to God? *Not that they really see God, but that they depend upon Him to give them what they need to live. No one would have food if God didn't give it to them.*
10. What does it mean to give someone food at the proper time? Who does God do this for? *To give them the food they need each day as they need it. He does this for all creatures.*
11. What is a desire? Whose desires does God satisfy? *To want or hope for something. Every living thing's.*
12. Does that mean that God always gives us just what we want when we want it? *No. We are all sinful. Many times we want things that aren't best for us. God made us. He knows the perfect timing to give us good things. Sometimes we have to wait a very long time for God to give us something we desire. Sometimes He doesn't give it to us at all. But God's people trust that He knows what is best for us and really satisfies us. They know He loves them and has a good and perfect plan. They want that most of all.*
13. Does the LORD really open His hand to satisfy our desires? *No. God is a spirit. He doesn't have hands like us. This is a way of saying that God is the one who gives us the good things that satisfy our desires, just like we open our hand and give to someone else something good we have for them.*
14. What does it mean that the LORD is righteous in all His ways? *He is all good with no sin in anything He ever does. He is always loving. He never does evil in anything He gives to us.*
15. Who is God loving towards? *All He has made.*

Bible Truth Connection Question

1. What does this verse have to do with the **Bible Truth: God Blesses All People with Many Good Gifts?** *The LORD is our creator. He made us and provides for us all. Out of His goodness, love and compassion, the LORD pours out blessings of many good things on all people as well as everything else He has made.*

Story Connection Questions

1. How does this verse relate to our story? *Jesus told His disciples to be like God by being good to all, showing compassion to all: neighbors, enemies and everyone in between. Corrie did this by risking her life to save Jews; and by listening with compassion to the German officer and telling him about forgiveness and eternal life through Jesus.*

Life Application Questions

1. What should we do when we don't get what we want, when we want it? *We should keep asking God for it or for whatever He knows will truly satisfy our desire. We should also trust in God's goodness, love and compassion. He tells us that He cares for us and that He promises to only give us what is best for us, at the best time. We shouldn't grumble, but we should praise Him for His kindness to us, even when we don't have what we want.*
2. What is the best good gift God can give us? How can we get it? *Forgiveness of our sins and eternal life. God will give this to us when we turn away from our sins and trust in Jesus as our own Savior.*

ACTS Questions

1. What is something we can praise God for from this Bible Verse?
Praise God for being the Giver of all good things. For being compassionate on all He has made.
2. What are sins we can confess to God from this Bible Verse?
That many times we are not thankful for the good things that God gives us. Many times we just enjoy them without even thinking of Him. We deserve God's punishment! We need a Savior!
3. What is something we can thank God for from this Bible Verse?
We can thank God for being good to all He has made, not just those who please Him. We can thank Him for His good gifts we have received even this past week.
4. What is something we can ask God for from this Bible Verse?
We can ask God to work in our hearts that we would want to turn away from disobeying Him and trust in this wonderful Jesus as our own Savior. We can ask Him to give us grateful hearts that remember to thank Him each day for the good gifts He gives us.

The Gospel

1. What is the **best** good thing that God has given people? What is the gospel?
God is the good Creator and King of the world. He made people to worship Him and live by His good laws. But we are all sinners who have rebelled against Him. We all deserve death--God's just, eternal punishment for our sins. How terrible! But God has good news for us. In His great mercy, God sent His Son Jesus to earth to save sinners. Yes, Jesus, the perfect Son of God, left His home in heaven and became a man. He lived the perfect life that pleases God. (He's the only one who has ever done that!) He offered it up to God His Father as the perfect sacrifice for sins when He suffered and died on the cross. Then, on the third day, Jesus rose from the dead in victory. He had fully paid for the sins of God's people, so they wouldn't have to! Now all who turn away from their sins and trust in Jesus as their Savior will receive forgiveness of sins and eternal life with God. They will be His very own special people who will know Him and enjoy Him forever. We can be God's people, too, if we turn from our sins and trust in Jesus as our own Savior.

Game: Protectors

Materials

Bible verse written up in large print so that all can see
 One paper cup for each student
 2 manila folders or 4 empty paper towel tube
 Masking tape
 Foam or other soft-surfaced balls, ideally one for every child.

Team A Invaders (rest of team)
 X X X X X Team A Cups
 Team A Protectors (1 or 2 children)

Team B Protectors (1 or 2 children)
 X X X X X Team B Cups
 Team B Invaders (rest of team)

Preparing the Game

1. Use the masking tape to make X's to show placement for each team's cups.
2. Cut manila folder along seam into 2 sheets. Roll up each sheet along the short side and tape seam.

Learning the Verse

Some or all of your children may be non- or early readers. Teach the verse in sections, having them say it after you. Repeat a few times. Add clapping or other movement as they say it.

Directions

1. If desired, lead the children in a discussion of a **FEW** of the most important questions before beginning game.
2. Explain the game to them as follows:

Divide the children into two teams. Have the children on both teams set up their cups on the X's. Designate one or two children from each team to be the "Protectors" for their team's cups. These children will stand in front of their team's cups and ward off invading balls that the other team is ROLLING (not throwing) to knock down their cups. Arm each protector with one or two of the manila envelope/paper towel tubes. Have all the other of Team A and B stand back behind their team's cups. Give them the foam balls to ROLL at the other team's cups. Play begins as everyone says the verse together. When you say "go" both teams begin rolling and protecting the cups until you tell them to stop, gathering up the balls and rolling them back at the other team's cup when they come their direction. Allow 30 seconds or a 1 minute for each round. Maybe longer if the protectors are particularly good or the invaders are particularly unsuccessful at knocking down the cups. The number of cups knocked down are the number of points each team gets for the round. If desired, you can have each team say the verse to earn the points. Otherwise, set up the cups again, designate new protectors and have everyone say the verse. When you say "go", children begin Round 2 of rolling and protecting.

Game continues as time and attention span allow.

Non-competitive Option

This game is difficult to do completely non-competitively. You can choose to not keep track of points.

Optional TAKING IT TO OTHERS Activity: Quiz Questions

Have the children choose a few of the questions from the game to ask the parents/other children during TAKING IT TO OTHERS time. Help pre-readers by whispering the question in their ear and letting them ask it aloud to the parents/other children. Make sure you read the Bible verse aloud before you ask your questions.

Directions:

1. Write words to song in large print before class.
2. Play the song for the children, helping them follow along on the song sheet.
3. Discuss the song, using a few questions from the discussion sheet. *Don't use them all!*
4. Introduce sign language for key words of your choice from sign language sheet for your song. Use as few or as many as you think the children can learn.
5. Sing and sign the song. Sign language as well as large format lyrics and sheet music are found in the PFI Unit Songbook or online.
6. If desired, play the Song Game.

Optional TAKING IT TO OTHERS Activity: Presenting and Singing the Song

1. Sing and sign the song, encouraging the watching children/parents to join in.
2. Ask the class some of the questions listed below. The Bible Truth Connection Question is particularly good to help them understand how the song ties in with the Bible Truth.

The LORD Is Good to All

The LORD is good to all,
He has compassion on all He's made,
He is faithful to all His promises and loving to all
He's made.

The LORD is good to all,
He has compassion on all He's made,
He is faithful to all His promises and loving to all
He's made.

And the eyes of all look to You,
And the eyes of all look to You,
For You open Your hand,
And satisfy the desires of ev'ry living thing.
Psalm One-forty-five, nine through sixteen.

Listen to it on PFI NIV Songs 8, Track 7

Song Game: Sign It, Say It, What Does It Mean?

Materials

Sign Language signs used in song, particularly choose words with important meanings you want the children to learn, such as "grace", "redeem", etc.

Bag or bowl

Preparing the Game

1. Cut out signs and put in bowl.

Playing the Game

1. Practice the song and signs until the children know them well. Then put all the signs we've learned in this bag/bowl and mix them up.
2. Ask one of the children to choose a sign, but not show it to anyone...but you, if they need some help.
3. Ask the child to do the sign for the rest of the children and see if the other children can guess which one it is. Do the sign with the child, if desired.
4. When the children guess the sign, ask them the meaning of the word. If no one guesses the sign, put it back in the bowl to be picked again.
5. Choose another child to pick a new sign from the bag and continue.

NOTE: You might want to sing the song after you do each word or couple of words.

Game continues as number of questions, time, and attention span allow.

STORY REVIEW

Directions: Read and discuss Bible Truth, using a FEW of the questions. Play game. Feel free to modify the game to fit your children.

General Story Questions

1. Why was there a secret room behind Corrie's bookshelf? *To hide Jews from being arrested by the Germans.*
2. Did the ten Booms know the Jews who hid in their secret room? *No. They were strangers.*
3. What kinds of things did the ten Booms do for the Jews? *Fed them, took care of any needs they had; share their house with them; risked their lives to keep them safe.*
4. Why would the ten Booms do so much for these Jews, even though they were just strangers? *They were Christians. They knew Jesus wanted them to show the same mercy they would want to be shown. They were to love enemies, neighbors and everyone in between, and treat them lovingly, just as God did all people. They wanted to tell them about salvation through Jesus. By doing this, they were being a part of God blessing all people with His good gifts.*
5. How did the Germans figure out the ten Booms had Jews? *A spy who talked to Corrie in the clock shop.*
6. Did the Germans find their Jews? *No. They later escaped without harm.*
7. Where did the Germans take Betsie, Corrie and Father ten Boom after searching the house? *To the police station, then to prison.*
8. What was life like in the prison? *Dark and dirty. Straw mattresses, only porridge and black bread; cold.*
9. What good things did Corrie thank God for giving her, even in prison? *Getting well; finding out that Betsie was still alive; Nollie's package with cookies; the nurse's package with gospels, etc.*
10. What did Corrie ask Jesus to help her do when she went to her hearing? Did He help her? *To know the right things to say. Yes, He did help her.*
11. What did Corrie tell the officer at the hearing that she did that he said was a waste of time? Why did he think that? *Clubs for teenage girls and handicapped people. Because he thought about people the way Hitler did, not the way God did.*
12. What did Corrie tell the officer about how God sees people? *He loves everyone, even the weak and feeble. He calls His people to love them, too.*
13. What did the officer do when Corrie started talking about God? *She wanted her to stop. He sent her away back to her cell.*
14. What did the officer ask Corrie about on the 2nd day? *About God and the Bible.*
15. How did Corrie do good to her enemies? *She did not hate him. She listened to him with compassion as he told about his family. She did not keep the good news of Jesus from him, but explained how he could be forgiven his sins, be saved, and come to know God.*

Bible Truth Connection Questions

1. What does this story have to do with our Bible Truth? *God blesses all people with many good gifts. Jesus told His disciples that they should love others and do good to them, just like God did. Corrie, Betsie and Father ten Boom risked their lives to show this kind of love to strangers and enemies. God used them to bless others with some of His many good gifts, especially the gift of hearing about salvation through Jesus.*

Bible Verse Connection Question

1. What does the story have to do with our **Bible Verse: Psalm 145:9,15-17**: "The LORD is good to all; He has compassion on all He has made. All you have made will praise you, O LORD; your saints will extol you... The LORD is faithful in all his words and kind in all his works... The eyes of all look to You, and You give them their food at the proper time. You open your hand and satisfy the desires of every living thing. The LORD is righteous in all his ways and loving toward all he has made."?

As Christians, the ten Booms tried to love others as God does. God is good to all, so they tried to be good to all, even their enemies. God has compassion on all He has made, so they had compassion on the Jews, even though they risked their lives to do so. God used them to bless others with some of His many good gifts, especially the gift of hearing about salvation through Jesus.

Life Application Questions

1. How should we treat our enemies/people who are mean to us, if we want to be like God? *We should love them and do good to them; we should pray for them.*
2. Is it easy or hard to love others as God loves? Is there anyone who can help us do this? *It is sometimes easy, but many times very hard to love others as God loves. But for all who turn from their sins and trust Jesus as their Savior, God will send His Holy Spirit to live in their hearts. He will help them love others.*

ACTS Questions

1. What is something we can praise God for being that we learned in our story?
Praise God for being compassionate and being the Giver of compassion to His people--even to their enemies.
2. What is something we can confess as sin that we learned in our story?
Confess that many times, we do not act like the ten Booms. We would rather not help someone in need if it means we might suffer somehow. Many times we just want to do what is easiest or best for us. We deserve God's punishment. We need a Savior!
3. What is something we can thank God for that we learned in our story?
We can thank God sending His powerful Holy Spirit to work in His people so that they love others for His name's sake, even their enemies, and even when it might mean they suffer.
4. What is something we can ask God for that we learned in our story?
We can ask God to work in our hearts, helping us to turn away from our sins and trust Jesus as our own Savior. We can ask Him to work in our hearts that we might be like God, who shows mercy and compassion on all, even His enemies. We can ask Him to use us to bless others with some of His many good gifts, especially the gift of hearing about salvation through Jesus.

The Gospel

1. What is the good news of Jesus that Corrie shared with the German officer in prison? What is the gospel?
God is the good Creator and King of the world. He made people to worship Him and live by His good laws. But we are all sinners who have rebelled against Him. We all deserve death--God's just, eternal punishment for our sins. How terrible! But God has good news for us. In His great mercy, God sent His Son Jesus to earth to save sinners. Yes, Jesus, the perfect Son of God, left His home in heaven and became a man. He lived the perfect life that pleases God. (He's the only one who has ever done that!) He offered it up to God His Father as the perfect sacrifice for sins when He suffered and died on the cross. Then, on the third day, Jesus rose from the dead in victory. He had fully paid for the sins of God's people, so they wouldn't have to! Now all who turn away from their sins and trust in Jesus as their Savior will receive forgiveness of sins and eternal life with God. They will be His very own special people who will know Him and enjoy Him forever. We can be God's people, too, if we turn from our sins and trust in Jesus as our own Savior.

Game: Stepping Stones

Materials

10 Carpet Squares or Different Colored Construction Paper
 Paper and Marker
 Masking Tape
 Small paper bag or basket
 Story Review Questions
 Optional: CD player and music, Game "Pennies" to differentiate the teams

Preparing the Game

1. Choose 20+ questions for your game from the Story Review Discussion Questions, or make up your own.
2. Tape numbers on the carpet squares or make "squares" out of construction paper. Place the squares in random order on the floor, not more than 2 feet apart. (so that they can jump from stone to stone: see diagram) Write the numbers 1-10 on separate, small pieces of paper and place in bag/basket.

Playing the Game

Divide the children into two teams. Tell the children that the players from both Team A and Team B are to jump from "stone to stone" until you call "time." (You could also play the music and they freeze when the music stops.) At that point, everyone is to freeze on their stepping stone. The leader then draws a number out of the bag/basket and then asks a Story Review question to the child/children on that stone. If he/they answer it correctly, he/they each win two points for their team. Play then resumes again.

Game continues as number of questions, time, and attention span allow. The team with the most points at the end wins.

Non-competitive Option

Don't split into teams. Simply play the game, having the children at whatever numbered stone is chosen answer the question.

Optional TAKING IT TO OTHERS Activity: Quiz Questions

Have the children choose a few of the questions from the game to ask the parents/other children during TAKING IT TO OTHERS time. Help pre-readers by whispering the question in their ear and letting them ask it aloud to the parents/other children.

CASE REPLAY ACTIVITIES

Use this guide to review the Case Story and act it out for others to enjoy!

CASE REPLAY, JR: YOUNGEST CHILDREN

Description: The children will act out the story together, everyone doing the same action/sound effect at the same time. This activity is most suitable for kindergarteners.

Materials

The Case RePlay, Jr. script for younger children

Preparation

1. Read through the script and write in the blanks along the side possible actions/sound effects the children could do to act it out.

Instructions

1. Tell the children that they will be re-enacting the story together as you tell it.
2. As you read the script, lead the children in actions/sound effects to do with you.
3. If desired, you can read the script and stop at certain sentences and ask them what a good action/sound effect would be to act out what you just read.
4. Repeat the re-enactment one or two times more.

CASE REPLAY, SR: OLDER CHILDREN

Description: The children act out the story as a three-scene play. You will narrate it using the Case RePlay, Sr. script and they will act it out (no spoken words, for the most part), with each child assuming a different character's role. This activity is most suitable for first grade and up. You will review the story, then practice it a few times before performing it for others.

Materials

The Case RePlay, Sr. script
White board or other large format paper
Costumes and props

Preparation

1. Prepare for the play by choosing costumes and props for each character in the story. Decorate the area with any scenery props.
2. Write the words "Beginning," "Middle," "End" on a large piece of paper/whiteboard with plenty of space under each heading. You will use this paper to help the children think about the story as a three-scene play, as it is presented in the script.

Instructions

1. Tell the children that they will get to act out the story as a three-scene play, with a beginning, middle and end section. Tell them that before they can act it out, they need to think it out. as you narrate it with your script.
2. Take the children's answers as they recount the story, helping them put key incidents in the right order.
3. If desired, when they have filled in their Beginning, Middle, End, read through your whole (real) script, so they hear exactly what you will have them act out.
4. Then tell the children that it's time to practice acting out the story.
5. Assign parts to each child. If you are using costumes, do NOT give them out at this point. They will be a distraction.
6. Have all the children sit on the floor or in chairs on one side of the "stage," then call the characters up in place as their part in the story comes.
7. As you read the script, guide the children in where you want them to move or do to act it out.
8. After going through the whole script once, give out any costumes and props and act out the script once or twice more.

Optional TAKING IT TO OTHERS Activity: Re-enacting the Story

Read the script as the children act out together (younger) or assuming different roles (older) as the other children or the parents watch.

CASE REPLAY, JR--YOUNGER KIDS (KINDERGARTEN) P.2

Welcome to our play! The name of our story is called: The Case of the Father-like Love.

Our story starts out in 1944, in Haarlem, Holland.

And now we present: "The Case of the Father-like Love."

Scene 1:

Corrie was sick with flu all night, but she still got up to help with the morning chores. There was much to do in Father ten Boom's clock shop at the front of the house; and with helping the "watches", the Jews the ten Booms were keeping safe in a secret room back behind the bookcase in Corrie's room. Corrie, Betsie and Father ten Boom were part of the Underground: a group of people who bravely risked their lives to save Jews and fight against wicked Adolf Hitler and his armies.

Actions:

Scene 2:

Corrie helped Betsy with the chores, tended to a stranger in the clock shop, and then went back to bed. How she longed to rest! But this was not to be. The stranger at the shop had been a spy. He figured out that the ten Booms were hiding Jews and told the German soldiers. Soon the house was filled with soldiers. The Nazis gathered all the ten Booms in the living room. They broke down doors and cupboards, searching the house for the Jews and the secret room. They questioned Corrie, but she told them nothing. She felt like she would faint, but God gave her strength. The house was locked up and a guard posted. The ten Booms were sent to prison, each to different cells. Corrie was so sick that she had one all to herself. She slept on a straw mattress and had a blanket someone had been sick on. She only had porridge in the morning and black bread at night. God blessed her with good gifts even there, though. She got well; a nurse gave her the gospels and some little things; she found out Betsie was still alive; and Nollie sent a package with cookies and other things.

Scene 3

Corrie was called in for questioning. She was scared but she asked God to help her. The officer asked Corrie many questions. Corrie told him as little as possible. Even though he didn't ask, Corrie then told him about the clubs for girls and for handicapped teenagers she held to tell them about Jesus. The officer told her she shouldn't waste her time with useless people like these. Corrie told him that the LORD loved all people and did good to them all, even the weak and feeble. The officer cut her off when she started talking about God and sent her back to her cell. The next day, the officer didn't ask her about the Jews or the Underground at all. He wanted to know more about God and the Bible. He hated his job and was worried about his family. Corrie could have been hated this man and not comforted him with the good news of Jesus; but she chose to love him, her enemy, just as God loves all people, even those who do not love Him. She told him the good news of Jesus and how he could be saved. The man thanked her and helped her and her family every way he could the rest of their time in prison. Corrie and Betsy went on to suffer in one of Hitler's slave camps, but even there God was with them. He blessed them with many good gifts and used them to bless others with His good gifts, too--especially the gift of hearing about salvation through Jesus.

Bible Truth Tie-In:

The Bible Truth we are learning is: **God Blesses All People with Many Good Gifts.** As a Christian, Corrie chose to do good to her neighbors, enemies and everyone in-between because that was being like her Father in heaven who lovingly gives good things to all. He used her to bless others with some of His good gifts, especially the gift of hearing about salvation through Jesus.

CASE REPLAY, SR--OLDER KIDS (1ST GRADE AND UP) P.3

Welcome to our play! The name of our story is called: The Case of the Father-like Love.

Our story starts out in 1944, in Haarlem, Holland.

The characters in our story are: Corrie, Betsie, Father ten Boom; Adolf Hitler; German police and soldiers; Officers; Jews; and the officer at Corrie's hearing

And now we present: "The Case of the Father-like Love."

Scene 1: (Beginning)

Corrie was sick with flu all night, but she still got up to help with the morning chores. There was much to do in Father ten Boom's clock shop at the front of the house; and with helping the "watches", the Jews the ten Booms were keeping safe in a secret room back behind the bookcase in Corrie's room. Corrie, Betsie and Father ten Boom were part of the Underground: a group of people who bravely risked their lives to save Jews and fight against wicked Adolf Hitler and his armies.

Scene 2: (Middle)

Corrie helped Betsy with the chores, tended to a stranger in the clock shop, and then went back to bed. How she longed to rest! But this was not to be. The stranger at the shop had been a spy. He figured out that the ten Booms were hiding Jews and told the German soldiers. Soon the house was filled with soldiers. The Nazis gathered all the ten Booms in the living room. They broke down doors and cupboards, searching the house for the Jews and the secret room. They questioned Corrie, but she told them nothing. She felt like she would faint, but God gave her strength. The house was locked up and a guard posted. The ten Booms were sent to prison, each to different cells. Corrie was so sick that she had one all to herself. She slept on a straw mattress and had a blanket someone had been sick on. She only had porridge in the morning and black bread at night. God blessed her with good gifts even there, though. She got well; a nurse gave her the gospels and some little things; she found out Betsie was still alive; and Nollie sent a package with cookies and other things.

Scene 3: (End)

Corrie was called in for questioning. She was scared but she asked God to help her. The officer asked Corrie many questions. Corrie told him as little as possible. Even though he didn't ask, Corrie then told him about the clubs for girls and for handicapped teenagers she held to tell them about Jesus. The officer told her she shouldn't waste her time with useless people like these. Corrie told him that the LORD loved all people and did good to them all, even the weak and feeble. The officer cut her off when she started talking about God and sent her back to her cell. The next day, the officer didn't ask her about the Jews or the Underground at all. He wanted to know more about God and the Bible. He hated his job and was worried about his family. Corrie could have been hated this man and not comforted him with the good news of Jesus; but she chose to love him, her enemy, just as God loves all people, even those who do not love Him. She told him the good news of Jesus and how he could be saved. The man thanked her and helped her and her family every way he could the rest of their time in prison. Corrie and Betsy went on to suffer in one of Hitler's slave camps, but even there God was with them. He blessed them with many good gifts and used them to bless others with His good gifts, too--especially the gift of hearing about salvation through Jesus.

Bible Truth Tie-In:

The Bible Truth we are learning is: **God Blesses All People with Many Good Gifts.** As a Christian, Corrie chose to do good to her neighbors, enemies and everyone in-between because that was being like her Father in heaven who lovingly gives good things to all. He used her to bless others with some of His good gifts, especially the gift of hearing about salvation through Jesus.

Secret Hiding Place Behind Corrie's Bookshelf

Description

Children will use a shoe box to make a bookcase with a hidden room behind it with Jews hiding in it.

Materials

1 shoe box and lid per child
 Brown poster board or wood effect craft foam sheets
 Pictures of books and other objects to put on bookshelf (see following page)
 Pipe cleaners: 6 per child
 Pictures of Jews (see following page)
 Scissors
 Glue sticks
 Packing Tape

Preparing the Craft

1. Place lid of shoe box on top of shoe box, inner lid side up. Notice that the lid overhangs the shoe box. Position the lid so that the long side of the lid matched up to the long side of the box along the left side AND the short bottom side of the lid matches up with the short bottom side of the shoe box. See pictures on following pages.
2. Use 1 long strips of packing tape to tape the lined-up long side of lid to the long side of the box all the way down the box, along the outside. Then, flip the lid up so that the inside of the box is exposed. Use another long strip of packing tape to tape the other side of the lid to the inside of the box. This makes a sturdy hinge.
3. Print out a copy of the books and objects for each child provided on following pages.
4. Print out a copy of the Jews and objects for inside the hidden room for each child provided on following pages.
5. Cut out 4 or 5 of the bookshelves out of the brown poster board or craft foam sheets, using guide provided.
6. Set out other supplies.

Making the Craft

1. Show the sample of the craft you have made.
2. Glue the bookshelves in place with glue.
3. Cut out the books and other pictures with scissors and glue them in place on the bookcase shelves.
4. Cut out the hidden room objects and the Jews. Stick them on the inside of the hidden room.

NOTE: A shoe box is suggested for each child; however, any lidded box will do. You may need to adjust the sizes of the bookcase shelves to fit the box, if the size is very different from shoe box dimensions.

Optional TAKING IT TO OTHERS Activity: Craft Presentation

If you are presenting the craft to other children or parents the children can hold up their crafts (or your model craft) and read their Bible Truth Connection answers to explain the importance of the craft.

CASE CRAFT**Discussion Guide****Instructions:**

As the children are settled into making their craft, ask them these questions to help them understand the craft's significance. Use the answers provided to guide the children's answers.

Discussion Questions

1. Who did the ten Booms hide in their house?
Some Jews.

2. Where did they hide them? *High up on the third floor of their house, in a hidden room behind Corrie's bookcase.*

3. Why did they hide these Jews?
To protect them from the Nazis who wanted to kill them.

4. What is Bible Truth that we are learning?
God Blesses All People with Many Good Gifts.

5. What does our craft have to do with our Bible Truth: God Blesses All People with Many Good Gifts?

The ten Booms risked their lives to hide Jews because they were Christians. They wanted to be like their Father in heaven, who blesses all people with good things. Helping these strangers as they would want to be helped was one way they could do this.

6. What can our craft help us remember?
God wants us to be like Him: loving to all kinds of people--family and neighbors; friends, enemies, and everyone in between. He wants us to be kind to them and care for their needs. He wants us to tell them the good news of salvation through Jesus.

TAKING IT TO OTHERS**Craft Presentation****Instructions:**

Have children hold up your model craft/their crafts. Choose five children (or you say) the five sections below to explain the craft's importance.

Presentation:

1. Our craft is: Secret Hiding Place Behind Corrie's Bookshelf.

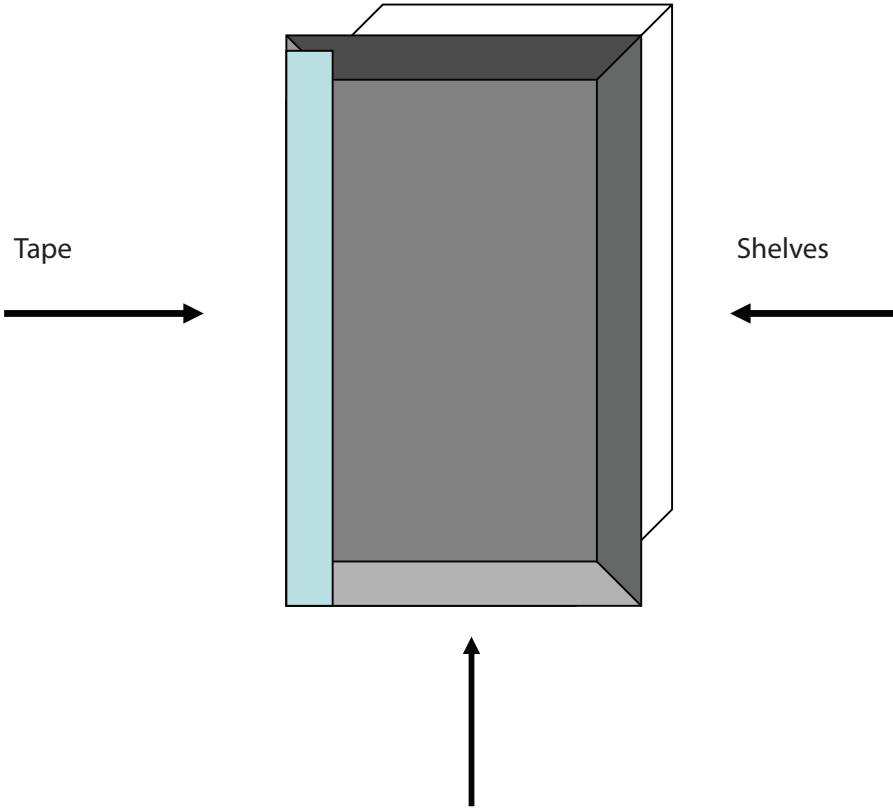
2. High up on the third floor of their house, the ten Booms hid Jews they had never met before in a hidden room behind Corrie's bookcase to protect them from the Nazis who wanted to kill them.

3. Our Bible Truth is: God Blesses All People with Many Good Gifts.

4. The ten Booms risked their lives to hide Jews because they were Christians. They wanted to be like their Father in heaven, who blesses all people with good things. Helping these strangers as they would want to be helped was one way they could do this.


5. Our craft can help us remember that God wants us to be like Him: loving to all kinds of people--family and neighbors; friends, enemies, and everyone in between. He wants us to be kind to them and care for their needs. He wants us to tell them the good news of salvation through Jesus.

Note: Even non-readers can participate in presenting the craft, if you will whisper what they are to say in their ear and let them say it aloud for the others to hear.

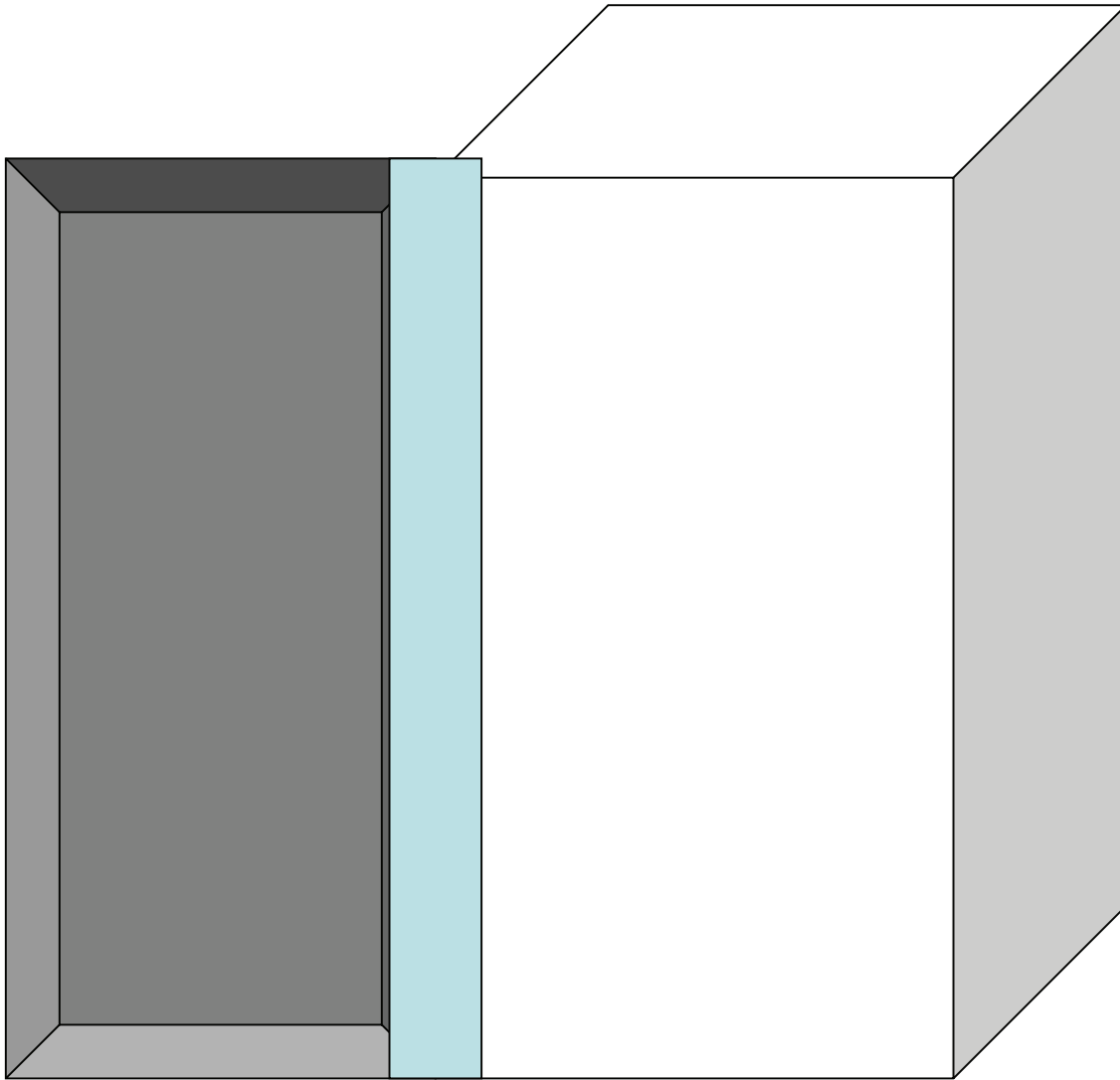


Inside of Shoe box lid facing out

Bookshelves in place in lid, ready for objects to be pasted in place



Picture of Hiding Space behind the bookcase






Jews



Pattern for bookshelves







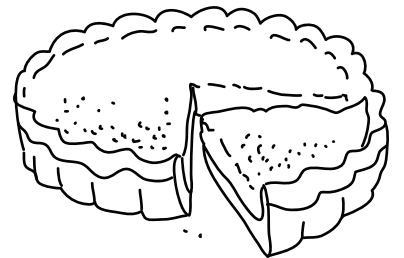
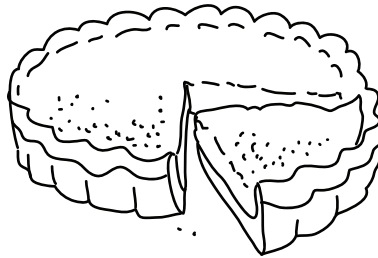







Objects for front of bookcase



Objects for front of bookcase



Objects for inside Hiding Space



BEFORE CLASS:**1. PICK YOUR PERSON**

VIPPs can be anyone in your church! Typically, they fall into 6 categories: Church staff, Elders, Deacons/deaconesses, Special Volunteers (people who aren't paid, but spend a lot of time helping out in particular ways), Supported Workers (aka missionaries), and Church Members.

2. GATHER YOUR FACTS

Use the VIPP Information Sheet to write down the facts about your VIPP. The information on this worksheet is used in the VIPP activities, listed in the "Choose an Activity" section below.

DURING THE ACTIVITY:**1. INTRODUCE YOUR VIPP**

Introduce your VIPP to the children, using the VIPP Information Sheet. Fill in a set of VIPP Clue Cards with the information for your VIPP. If desired, you can even have the actual person come into class for the children to meet.

Need help describing what someone does for the church in a kid-friendly way? Check out the list of common VIPPs on the Praise Factory website in the PFI resources. There are lots of kid-friendly descriptions for common VIPP's, such as pastors, elders, deacons and a lot more.

2. PRAY!

Lead the children in praying for the VIPP. Ask the children if they would like to pray for one of the VIPPs prayer requests. Even non-readers can pray for the VIPP if you whisper the prayer request in their ear, then let them say it aloud. Never force a child to pray!

3. CHOOSE AN ACTIVITY

There are two activities you can use to help the children learn about the VIPP:

VIPP Clue Cards: These are nine coloring sheets in which children fill in the nine things they learn about the VIPP from the VIPP Information Sheet. Photocopy a set of each child. Use as few or as many of these Clue Cards as you desire. Clue Cards found at the back of this book.

VIPP Game: This is a game that uses a set of Clue Cards for one or two VIPPs.

Choose a VIPP and fill in his/her information on the VIPP Information Sheet. Fill in a set of VIPP Clue Cards with the information for your VIPP. Tell the children about the VIPP, having them fill in the VIPP Clue Cards with the key facts as they learn them. Write any words the children need to write on a white-board or other piece of paper so they can see how to spell them. Help younger children write these words on their clue cards. Ideas for how to tell the children about many common VIPPs are listed at praisefactory.org with the resources for this Bible Truth.

Optional TAKING IT TO OTHERS Activity: Introduce and Pray for the VIPP

If you are presenting the VIPP to other children or parents you can assign children to hold up the 10 clue cards and say what each card tells about the VIPP. (Or, you can have the children hold them up as you tell what each one means.) Then lead the children in praying for the VIPP.

Game: Beanbag Toss In

Materials

Information for one VIPP

2 Sets of Clue Cards

8 Letter-sized Envelopes or folders

Bean Bag(s), one per child

Tape

Preparing the Game

1. Fill in one set of clue sheets for the VIPP you are using.
2. Tape the other (blank) set of Clue Cards to the outside of the manilla envelopes.
3. Put the filled-in clue cards in the corresponding envelope.
4. Tape each down to the floor, fairly close together.

Playing the Game

Reveal: Tell the children about the VIPP, showing them your filled-in clue cards as you tell about them.

Review: At your signal, have the children take toss their bean bags onto the envelopes. Then one that has the most bean bags on it./near it is the one you will open. (The children may have fun taking turns designating one as the target before tossing.) The teacher (or the child) tells the Clue Card category. The other children try to remember what the VIPP's answer was. Open it up and see if they got it right. If they did, the Clue Card is retired. If not, it can be added back into the Clue Cards to be tossed at.

VIPP INFORMATION SHEET

VIPP NAME:

WHAT VIPP LOOKS LIKE

Man or Woman? _____

Hair color? _____

Eye color? _____

FAVORITE ANIMAL

FAVORITE FOOD

FAVORITE FREE TIME ACTIVITY

WHAT VIPP DOES DURING WEEK

VIPP GROUP OF SERVICE:

Church Member

Deacon

Elder

Church Staff

Special Volunteer

Supported Worker
(Missionary)

3 WAYS VIPP SERVES CHURCH

**3 WAYS TO PRAY FOR
THE VIPP**

BIBLE TRUTH 1, LESSON 3: PLANNER/OVERVIEW

GETTING STARTED: Welcome and Opening Songs (*introduce unit and get kids moving with these songs*)

Welcome to Praise Factory: PFI: Praise Factory Investigators Theme Song *PFI NIV Songs 8, Track 1*

Rules to Help Us Worship God and Love One Another: WoGoLOA Classroom Rules Song
PFI NIV Songs 8, Track 2

Big Question Under Investigation: Big Question 8 Songs *PFI NIV Songs 8, Tracks 3,4*

Big Question Bible Verse: 1 Chronicles 16:34 Song *PFI NIV Songs 8, Track 5*

DIGGING DEEP DOWN: Key Concept and Story (*introduce the Bible Truth and tell the related story*)

Bible Truth 1: God Blesses All People with Many Good Gifts

Bible Truth Hymn: Be Thou My Vision, v.3 *PFI NIV Songs 8, Track 6*

Bible Verse: Psalm 145: 9-10,13,15-17

Bible Verse Song: The LORD Is Good to All *PFI NIV Songs 8, Track 7*

Lesson 3 New Testament: The Case of the King Who Kept His Mouth Shut
Acts 12:20-35

TAKING ACTION: Response Activities (*choose from among these activities*)

Snack and Discussion Planner: Chains and Chariots and Worms (Oh, My!)

ACTS Prayer: Prayer Sheet

Bible Truth Review: Discussion Questions and Game: Circle and Cross

Bible Truth Hymn: Be Thou My Vision, v.3 *PFI NIV Songs 8, Track 6*
Song, Sign Language and Song Game: Pass the Secret Sign **PFI NIV Songs 8 BOOK or ONLINE**

Bible Verse Review: Psalm 145: 9-10,13,15-17 Discussion Sheet and Game: All Dressed Up

Bible Verse Song: The LORD Is Good to All Psalm 145:9,13,15-16 *PFI NIV Songs 8, Track 7*
Song, Sign Language and Song Game: Mimic Me! **PFI NIV Songs 8 BOOK or ONLINE**

Story Review: Discussion Questions and Game: Basketball Toss

Case Replay, Jr: Drama Activity for Youngest Children (children do same story actions together)

Case Replay, Sr: Drama Activity for Most Children (children re-tell story with individual parts)

Craft: Bound by Iron Chains

VIPP (Very Important Prayer Person) Prayer Time: Coloring Sheets (Back of Book) & Game: Hot and Cold Hide

TAKING IT HOME: Take Home Sheet for Review and Family Devotions

PFI Pronto: Bible Truth 1, Lesson 3 **PFI NIV Prontos 8 BOOK or ONLINE**

The Case of the King Who Kept His Mouth Shut *Acts 12:20-35* by Connie Dever

Our story is: The Case of the King Who Kept His Mouth Shut.

As you listen to the story, see if you can figure out:

1. Who was the king? Over what was he made king?
2. What did he keep shut about? What should he have done instead?

This story takes place in Israel, in New Testament times, when Jesus lived on earth.

A Jewish prince in jail! Who could believe that! Prince Agrippa certainly couldn't. One minute he had been enjoying the company of the royal family at dinner; the next, he was thrown in prison.

It was his servant Eutyclus' fault. Months ago, Agrippa had been enjoying a chariot ride on a beautiful, pine tree-lined Via outside of Rome with his old school buddy, the Roman prince, Caligula. Agrippa and Caligula rode inside the luxurious carpentum, a chariot that was arched overhead with a covering of cloth. Eutyclus sat on the outside seat in front, driving the mules. As they rode along, Agrippa and Caligula began to talk about Caligula's great uncle, Caesar Tiberius. Tiberius was a cruel man and a bad ruler. Everyone thought it, but no one said it for fear of Tiberius' punishment. But out there alone on the road with Caligula, Agrippa spoke up: "I can't wait for old Tiberius to die! You could get rid of his grandson, then rule the Roman Empire yourself. Then the world would be happy and so would I!" Agrippa said.

Eutyclus heard every one of these dangerous words. He kept quiet until Agrippa had him arrested for stealing some of his clothes. One evening at a dinner with Tiberius and others of the royal family, Agrippa forced Eutyclus to appear before Tiberius to receive Tiberius' punishment for his theft in the most embarrassing way possible. But, the things didn't go as Agrippa planned. Eutyclus used this as a chance to tell Tiberius what Agrippa said to Caligula about him. Tiberius was furious! Guards bound him in heavy chains ride at the dinner table. They threw him in the palace prison, still in his royal robes.

For six months, Agrippa was chained to a guard in jail. He had lots to think about during that time. What a life full of good blessings he had enjoyed! He was a son of

the great, Hasmonean Jewish kings. He had been sent to Rome by his parents to be instructed by the finest teachers alongside Caligula, Claudius, and other sons of the royal Roman family. His parents had given him money to buy everything he wanted. He had a good wife and five children.

As a Jew, Agrippa knew who had given him all these good things: it was the LORD. He was the one, true God, maker of heaven and earth. He gave all people the good things they enjoyed. He gave them life, itself. What were the words of the Ashrey (Psalm 145) he had heard many godly Jews sing three times a day, every day? "Great is the LORD and most worthy of praise... One generation will commend your works to another... They will celebrate your abundant goodness... The LORD is gracious and compassionate, slow to anger and rich in love. The LORD is good to all; he has compassion on all he has made... The LORD upholds all those who fall and lifts up all who are bowed down... You open your hand and satisfy the desires of every living thing.

Yes, Agrippa knew God had given him many good gifts, but what a mess he had made with them! He used up all his money impressing people with big parties and expensive gifts. He borrowed huge amounts of money from others...and never paid them back! He had been an honored friend of Caesar's family and now here he was in jail! Tiberius might even put him to death for his foolish words! Agrippa had used the good things God had given him to make others think he was a great man, but look at him now: a prisoner! He was lower than low.

To whom much is given, much will be required. God had given Agrippa all these good things to glorify Him. Agrippa had used them to get people to glorify himself,

Story-telling Tips

Ahead of time:

1. Read the Bible verses and story. Pray!
2. Create story cue cards on index cards (or highlight text).
3. Practice telling story dramatically, timing your presentation. Shorten, if necessary to fit your allotted time.
4. Decorate area with story props that help bring your story alive.

During your presentation:

1. Maintain as much eye contact as possible as you tell the story. Point to/use props at important points in the story. Include the kids in your story with a few questions about what they think will happen or words/concepts that might be new to them.
2. Watch the kids for signs that their attention span has been reached. Shorten, if necessary.

instead of God. A day would come when the Lord would no longer show mercy to Agrippa for what he had done with His good gifts to him; but that day was not yet. God, in His great patience and love, was going to give Agrippa more time and more good things.

Caesar Tiberius became sick and died. Agrippa's friend, Caligula became emperor. Caligula released Agrippa from prison and honored him for his loyalty. He took a golden tiara and placed it on Agrippa's head: "I crown you king over the lands from Damascus to Nabatea, your uncle Philip's territories," he told Agrippa. Then picking up a heavy, golden chain, Caligula said: "In prison, you bore a heavy chain of iron for saying I would make a better emperor than my great uncle, Tiberias. You have suffered much. Now for honoring me on that day, I honor you today. I give you this chain of gold of the same weight as the iron one you once carried."

"Ruler over my uncle Philip's lands!" Agrippa thought to himself. "And not just a ruler, but a king, with powerful to do as I like! Not even my uncle Herod Antipas is a king! This is wonderful!"

Agrippa enjoyed more riches, fame and power than ever before. Before long he had become king over all of Judea (what we call Israel), including the prize jewel: Jerusalem—home of the Temple! What a life full of good things Agrippa enjoyed! But what would he do with these good things this time? Would he choose again to glorify himself with these good gifts, or this time would he glorify the LORD?

Agrippa wanted to be a good ruler for the Jews. He pleased the Pharisees and priests by keeping all their little rules for how to live and what to eat and drink; and, by always making the right sacrifices at the Temple. He even read God's Word aloud at some of the special ceremonies. He took that great, gold chain that Caligula had given him and hung it high in the Temple Treasury room, where people's money offerings were kept, to remind people that even the greatest men may lose all they have and that God sometimes chooses to raise them back up to greatness again. He gave the Jews great gifts and protected them from their enemies. He built a very strong, new wall around Jerusalem and many other beautiful buildings and arenas for the Jews to enjoy. He punished their enemies and tried to crush

the Christians by arresting Peter and killing James. The Jews thought what Agrippa did was so wonderful that they called him: Agrippa the Great.

The Jews loved Agrippa, but God was not at all pleased. To whom much is given, much will be required. In His love, God had given Agrippa many good things to enjoy, yes; but also to glorify Him. Agrippa had used the good things God had given him to get people to glorify him, not God. Agrippa had even used his good gifts to kill the Christians and to try to stop the good news of Jesus from spreading to others. A day would come when the Lord would no longer show mercy to Agrippa for what he had done with God's good gifts given to him. That day was not far off now. Soon His patience would come to an end.

King Agrippa decided to hold a big festival to honor Caesar Claudius in the city of Caesarea, about 80 miles south of Jerusalem. There would be races and lots of fun, kind of like the Olympic Games. Agrippa would be the host in charge of the celebration. A great crowd of people gathered in the huge, outdoor arena.

Among the crowd were some people from Sidon and Tyre—enemies Agrippa had punished by keeping food from their starving people. They had come to make peace with the king. They gave Blastus, King Agrippa's servant, a generous gift that he might work something out with the king. Blastus was successful. Agrippa agreed to speak to them in the great arena on the morning of second day of the Festival.

Everyone gathered in the arena early that bright, sunny morning, and awaited for Agrippa the Great to enter, to hear what he would say to the people of Sidon and Tyre, and to begin the day's festivities. As the king entered, the crowd gasped at what they saw. Agrippa was not wearing his usual, royal robes. Instead, he seemed to dazzle with a blaze of glory. The people had never seen anything like it! They could hardly keep looking at him; he was so blindingly bright with light. From one place in the arena and then another the people began to cry out: "Be merciful to us; for although up to this time we honored you only as a man, yet now we praise you as a god!"

What would Agrippa do with the people's praises? He knew that he had no glory of his own. The splendid

brightness the people saw came from the special robe woven entirely out of silver he had made for the Festival. He knew that everything he was and he had were only good gifts from the LORD and that He alone should be worshiped. Agrippa was just a man, no matter how dazzling his clothes were--and he knew it. Here was a wonderful chance to glorify God as the only, true God and the giver of all good things. Here was a wonderful chance to encourage the crowds to see the LORD's love and goodness. But Agrippa didn't take it. He wanted to glorify himself rather than God. He said nothing about the LORD. He accepted the people's praise for himself.

To whom much is given, much will be required. God had given Agrippa so many good things with which to glorify Him. Agrippa had used them to encourage people to glorify himself, instead. Now the day had at last come when the Lord would no longer show Agrippa mercy for what he had done with the good gifts given to him. In His great mercy, God had been patient with Agrippa, now it was coming to an end. Right then and there, the LORD ordered an angel to strike Agrippa down with a terrible sickness caused by worms inside his stomach. Antipas grabbed his stomach with the sudden pain. He collapsed. His men had to carry him out. For five days Antipas suffered in agony, then God took away His last good gift to Agrippa....his very life.

Cracking the Case:

It's time to answer our Case Questions.

1. Who was the king? Over what was he made king?

King Agrippa. He was made king over all of Judah.

2. What did he keep shut about? What should he have done instead? The people praised him for being a god. He should have instead turned their praise to the Lord instead of keeping it for himself.

Something For You and Me

Our Bible Truth is:

God Blesses All People with Many Good Gifts

Our Bible Verse is: Psalm 145: 9-10,13,15-17

"The LORD is good to all; He has compassion on all He has made. All you have made will praise you, O LORD; your saints will extol you... The Lord is faithful in all his words and kind in all his works... The eyes of all look to You, and You give them their food at the proper time. You open your hand and satisfy the desires of every living thing. The LORD is righteous in all his ways and loving toward all he has made."

What a terrible ending to a man God had blessed with so many good things! How merciful and patient He had been with Agrippa! God gave him more and more good things. He gave him so many chances to use them to glorify Him; but Agrippa rarely did. He used them instead to glorify himself. I wonder what Agrippa thought about those last five days of his life? I hope that he repented of his sins against the Lord.

But what about you and me? Each day God, in His love, blesses us with many good gifts: friends, family, food, homes. Talents and opportunities. Bodies that move and breath; heart that can know and love God and others. What do we do with them? Enjoy them, no doubt. But who do we use them to glorify: ourselves or the LORD? Like Agrippa, there are many times we do not use the LORD's good gifts to just glorify ourselves. We should confess these sins and turn away from them. We can trust in Jesus, who came to save us even from God's punishment for them. He will forgive us. But that is not all! The LORD promises to all who trust in Him like this, He will send His Holy Spirit to work in their hearts and give them more love for Him and help them to use all God has given them to glorify Him. Let's praise God for being the loving Giver of everything good that we enjoy. Let's ask Him to send His Holy Spirit to work in our hearts, so we might truly glorify Him with them.

Close in prayer.

Closing ACTS Prayer

A God, we praise You for being so patient to sinners, giving them many chances to turn from their sins and turn to You in faith.

C God, we confess that many times, Agrippa, we do not honor You as we should. We like for people to honor us more than we want them to honor You.

T God, we thank You for promising to save all those who turn from their sins and trust in Jesus as their own Savior.

S God, work in our hearts! Help us to turn from our sins and trust in Jesus as our Savior. Give us grateful hearts for all You give us and to help us give You the glory for all Your goodnesses shown to us.

ACTS PRAYER ACTIVITY

Use this sheet to write down your ACTS Prayer

Instructions:

Use this sheet to help the children apply the Bible Truth into a prayer. You can use the ACTS provided or even better, have the kids think of their own applications. Also have the children add their personal requests to the prayer, too. Lead the children in the prayer or let them pray sections, with your help. Never force a child to pray! Non-readers can participate by you whispering a section of the prayer into their ear and allowing them to pray it aloud for the group.

ADORATION:

God, we praise You for being the Giver of everything good to us all, even people who do not love You or obey You.

God, we praise You for being.....

Add your own Adorations:

CONFESSION:

God, we confess that we forget all the good things You give us each day. Many times we do not use them to glorify You. We need a Savior!

God, we have sinned against You....

Add your own Confessions:

THANKSGIVING:

Thank You, God for blessing us with so many good gifts: food, family, life, and the offer of salvation through Your Son, Jesus.

God, we thank You for...

Add your own Thanksgivings:

SUPPLICATION:

God, work in our hearts. Remind us each day of the good things You give us. Help us to be grateful for them and glorify You in the way we use them. Give us the best gift of all: the gift of being one of Your dearly loved people, when we turn from our sins and trust in Jesus as our Savior.

God, we need Your help...

Add your own Supplication:

SNEAKY SNACK

Can you figure out how this snack ties in with our case?

Snack: Chains and Chariots and Worms (Oh, My!)

Line up cheese Ritz bits or other round, golden colored cracker in a circle like the gold chain Caligula gave Agrippa OR use dinner rolls (the part-baked/full-baked potato shaped ones. Can get them from one of the big warehouse club stores ,etc) as chariots. Stick 3 teddy grahams in the top of each one as Eutychus, Caligula and Agrippa, then add small, round crackers (Ritz bits, etc.) as wheels to the chariot base, using cream cheese as "cement". Of course, there are always gummy worms to stand for the worms that Herod died from....if you dare.

This is only a suggestion. Feel free to modify. Be mindful of allergy issues among your children!

Case Tie-in: Agrippa was put in jail after he and Caligula had been overheard saying bad things about Caesar as he rode along in the chariot. Caligula later rewarded him for his loyalty. He released him from prison and gave him a golden chain. Agrippa was a Jew who grew up knowing about the LORD, the one, true God, creator and giver of all good things. He should have worshiped Him and pointed others to Him, too. But he didn't. He welcomed others to worship him as a god. God's patience was over. He had a angel strike down Agrippa with worms. Agrippa held his stomach in sudden agony and soon died.

SOUL FOOD

Food for thought during snack time

1. What does the snack have to do with the story?

Choose a few questions from the other activity discussion sheets to talk about during this snack time.

2.

3.

4.

5.

6.

7.

Directions: Read and discuss Bible Truth, using a FEW of the questions. Play game. Feel free to modify the game to fit your children.

God Blesses All People with Many Good Gifts

God has given many good gifts to all people--whether they love and obey Him or not. He made this beautiful world for all to enjoy. He has given each of us a heart to know and love Him and others. He has given each of us a body to do many different, wonderful things. He provides the sun and rain, the hot and cold, to grow the food we need. He keeps all living things alive each day. These are just some of the many good gifts God has blessed us with.

Why did God give us these good gifts? To enjoy them, to understand what He is like, and to glorify Him for giving them to us. Everyone should glorify God for His many good gifts given to them, but especially God's people. They enjoy the same good gifts as everyone else and far, far more. God is their Heavenly Father and they are His dearly loved children. Jesus died to save them from their sins. The Holy Spirit lives inside them and helps them to love, obey and enjoy God. And one day, they will get to live with Him forever. These are the very best gifts of all. They are gifts that can be ours even today, if we turn from our sins and trust in Jesus as our Savior.

Understanding the Bible Truth

1. Who does God bless with many good gifts? *All people.*
2. Does God bless people who do not love or obey Him with good gifts? *Yes.*
3. What kinds of good gifts does He give all people? *He gives them life, food, families, friends. He gives them many good things to enjoy. He gives them talents. He gives them bodies to use; minds to think with. He gives them the world full of amazing creatures to enjoy. He gives them a heart to know and love Him and others. He keeps the whole universe going. He gives rain, sun, hot and cold, so they can grow food.*
4. Why does God give us these good gifts? *To enjoy them and to glorify Him.*
5. What should everyone give to God for all His good gifts? *Glorify Him (praise and thank Him).*
6. Who should praise and thank God most of all? Why? *God's people. Because they enjoy the same good gifts as everyone else and far more. God is their heavenly Father; Jesus died to save them from their sins. The Holy Spirit lives in their heart to help them enjoy, love and obey God; one day, they will get to live with Him forever. These are the best gifts of all.*
7. How can we receive the best gifts of knowing God and living with Him forever? *By turning from our sins and trusting in Jesus as our Savior.*

Bible Truth Story Connection Questions

1. What good gifts did the LORD give Agrippa? *Riches, fame, and power; knowledge of His Word and how to live to please God; great patience with Agrippa, even though he misused the good gifts God gave him; another chance to use them well.*
2. How did Agrippa show that he was most interested in glorifying himself, not the LORD with the good gifts He gave him? *He kept using them to impress other people. When the people called him a god, he did not point them to the LORD, but kept the praise for himself.*
3. How are we like Agrippa? *We are tempted to use God's good gifts to glorify ourselves. We are sometimes proud and act like we are better than others because of good gifts we have and others do not have.*
4. What should we do when we act like Agrippa? *We should confess our sins to God; turn from them; and trust in Jesus to forgive us and save us. We should ask Him to send the Holy Spirit to work in our hearts and our lives so that we will use God's good gifts to glorify Him.*

Bible Verse Connection Question

1. What does our Bible Truth have to do with our **Bible Verse: Psalm 145:9-10, 13,15-17**: "The LORD is good to all; He has compassion on all He has made. All you have made will praise you, O LORD; your saints will extol you... The Lord is faithful in all his words and kind in all his works... The eyes of all look to You, and You give them their food at the proper time. You open your hand and satisfy the desires of every living thing. The LORD is righteous in all his ways and loving toward all he has made."?
The LORD is good to all: His people and even those who are not His people. He gives them the good things they need and enjoy. He gives them the food they need and is the one who satisfies all our desires.

Life Application Questions

1. What good gifts has God given us?
2. What does the LORD want us to give Him? *Praise and thanks for His good gifts.*
3. How does He want us to use the good gifts He's given us? *For our enjoyment; and to bring glory to His name.*
4. What is the greatest gift that God offers to us? What must we do to receive it? *Eternal life: knowing and enjoying Him forever. We must confess our sins to God; turn away from our sins and trust in Jesus as our Savior.*

ACTS Questions

1. What is something we can praise God for from this Bible Truth? *Praise God for being the Giver of everything good to us all, even people who do not love Him or obey Him.*
2. What is something we can confess to God from this Bible Truth? *Confess that we forget all the good things God gives us each day. Many times we enjoy His good gifts, but do not praise Him for them or thank Him for them. We deserve His punishment. We need a Savior!*
3. What is something we can thank God for from this Bible Truth? *Thank God for specific good things that He gives us. Thank Him for offering us forgiveness of our sins and eternal life with Him, through Jesus--the greatest gift of all.*
4. What is something we can ask God for from this Bible Truth? *We can ask God to work in our hearts that we would want to turn away from disobeying Him and trust in this wonderful Jesus as our own Savior. Ask God remind us each day of the good things He gives us. Ask Him to make us grateful for them and thank Him for them and help us to glorify Him in the way we use them.*

The Gospel

1. What is the best good thing that God gives to people? What is the gospel?
God is the good Creator and King of the world. He made people to worship Him and live by His good laws. But we are all sinners who have rebelled against Him. We all deserve death--God's just, eternal punishment for our sins. How terrible! But God has good news for us. In His great mercy, God sent His Son Jesus to earth to save sinners. Yes, Jesus, the perfect Son of God, left His home in heaven and became a man. He lived the perfect life that pleases God. (He's the only one who has ever done that!) He offered it up to God His Father as the perfect sacrifice for sins when He suffered and died on the cross. Then, on the third day, Jesus rose from the dead in victory. He had fully paid for the sins of God's people, so they wouldn't have to! Now all who turn away from their sins and trust in Jesus as their Savior will receive forgiveness of sins and eternal life with God. They will be His very own special people who will know Him and enjoy Him forever. We can be God's people, too, if we turn from our sins and trust in Jesus as our own Savior.

Game: Circle and Cross

Materials

Beanbags, 1 per child
Masking Tape
Bible Truth Questions

Preparing the Game

1. Choose 20+ questions for your game from the Bible Truth Discussion Questions, or make up your own.
2. Write the Bible Truth questions on small thin strips of paper (or make a photocopy of the Bible Truth Discussion Questions and simply cut them into strips) and put them in the bag/bowl.
3. Tape a circle about 2' in diameter on the floor. Tape a large X in the middle of it.
4. Mark one team's set of beanbags with a small piece of masking tape or other distinguishing mark.

Playing the Game

Divide the children into two teams, giving the members of each team a beanbag of the same color or marking. Have all the children stand outside of the circle, about 6' back. At your signal, have the children toss their beanbags into the circle, trying to make them land on the taped X. Count up the beanbags for each team that landed on it. That's how many points their quiz question is worth. Choose a question for each team from the bag/bowl. If a team gets it wrong, the question goes to the other team for 1 point, if they can get the correct answer. Gather up the beanbags and continue play.

Game continues as number of questions, time, and attention span allow.

Non-competitive Option

Set a target number of points for the whole group. Challenge the children to see how many turns it takes score the target number of points. Once the target has been reached, start the game over and see how many turns it takes to reach the target the second time.

Optional TAKING IT TO OTHERS Activity: Quiz Questions

Have the children choose a few of the questions from the game to ask the parents/other children during TAKING IT TO OTHERS time. Help pre-readers by whispering the question in their ear and letting them ask it aloud to the parents/other children. Make sure you read the Bible verse aloud before you ask your questions.

Directions:

1. Write words to song in large print before class.
2. Play the song for the children, helping them follow along on the song sheet.
3. Discuss the song, using a few questions from the discussion sheet. *Don't use them all!*
4. Introduce sign language for key words of your choice from sign language sheet for your song. Use as few or as many as you think the children can learn.
5. Sing and sign the song. Sign language as well as large format lyrics and sheet music are found in the PFI Unit Songbook or online.
6. If desired, play the Song Game.

Optional TAKING IT TO OTHERS Activity: Presenting and Singing the Song

1. Sing and sign the song, encouraging the watching children/parents to join in.
2. Ask the class some of the questions listed below. The Bible Truth Connection Question is particularly good to help them understand how the song ties in with the Bible Truth.

Be Thou My Vision

Verse 3

O grant us grace, almighty Lord,
To read and mark your holy Word;
Its truths with meekness to receive,
And by its holy precepts live.

Words: Ancient Irish; tr. Mary E. Byrne; versified, Eleanor H. Hull

Music: Traditional Irish Melody; harm. David Evans

Listen to it on PFI NIV Songs 8, Track 6

Understanding the Song

1. What does "heed" mean? *To pay care attention to.*
2. What does it mean NOT to heed riches? *To not care too much about them.*
3. What is "man's praise"? *When someone praises something you do as good or important.*
4. What is "empty" about man's praise? *We usually talk about a container being empty when what was in it has been finished off. But empty can also mean that something is worthless. That's how the songwriter is using empty here. It means that man's praise is worthless. Not that we shouldn't praise people when they do something good or important, but that many times people think things are good/important that God doesn't. That kind of praise is empty.*
5. What does it mean NOT to heed man's empty praise? *That it is nice when people think what we do is good/important; we should thank people for their praise; but, that we shouldn't pay too much attention to it. God's praise for what we do is what really counts.*
6. What is an inheritance? *It's something you get or will get one day because you're born into a certain family.*
7. The songwriter says that God is his inheritance, now and always. What does that mean? *It means that when he confessed his sins to God; turned away from wanting to keep sinning; and trusted Jesus as his Savior, he was born into God's family, as one of His people. There is a rich inheritance that God gives to everyone who is born into His family. Not only are they saved from God's eternal punishment for their sins, but they are filled with the Holy Spirit. They get to know and enjoy God while they still live here on earth, and face to face with Him forever, after they die. This is how God is his inheritance.*
8. What does it mean for God to be "first in our hearts?" *For us to love Him most of all and to want to do what pleases Him more than anything else.*
9. What does "art" mean? *Old English word that means "are."*
10. Who is the songwriter's treasure? *The LORD. He loves and enjoys God more than anything or anyone else.*

Bible Truth Connection Question

1. How does this song relate to our **Bible Truth: God Blesses All People with Many Good Gifts?**
Riches are a good gift from God. We use them to buy many good things that we enjoy. When people praise us for good/important things we do, that is a good gift from God, too. We all like to be encouraged and valued. These are good gifts, but they are not the best gift. The best gift we can have is when we become one of God's people and God, Himself, is our treasure and inheritance. That makes riches and people's praise worth almost nothing in comparison.

Story Connection

1. How does this song relate to today's story? *Agrippa was not like the songwriter of this song. He heeded riches. He heeded man's praise. He knew that the LORD had given him all the good things he enjoyed, but he did not treasure Him or make Him first in his heart. When the people praised him as a god, he did not point them to God and use it as a chance to praise God's name. Instead, he accepted their praises for himself.*

Bible Connection Question

1. What does this song have to do with our **Bible Verse: Psalm 145: 9-10,13,15-17:**"The LORD is good to all; He has compassion on all He has made. All you have made will praise you, O LORD; your saints will extol you... The Lord is faithful in all his words and kind in all his works... The eyes of all look to You, and You give them their food at the proper time. You open your hand and satisfy the desires of every living thing. The LORD is righteous in all his ways and loving toward all he has made."?

God's people know that even in "scenes of deepest gloom" (hard or sad times) that God's plans stand firm. They do not need to murmur or repine (complain or stay sad) because the Lord is leading them. His plans are good and they are unfulfilling. God's people can be content because they know that His plans will succeed and one day they will see just what great things He was doing, even through their hardest or saddest of days.

Life Application Questions

1. How can our lives be affected by the message of this song? *We can praise God for giving Himself as the rich inheritance for all who confess and turn from their sins and trust in Jesus as their Savior. We can ask Him to make Him the best treasure of our heart, loving Him and enjoying Him so much, that it makes riches and people's praise almost nothing in comparison.*

ACTS Questions

1. What is something we can praise God for from this hymn?

Praise God for being the High King of Heaven. We can praise Him for being the true treasure of His people.

2. What are sins we can confess to God from this hymn?

That many times we love God's gifts better than Him. We want to enjoy the good things He can give us, but do not want to take time to know and enjoy Him, even though He is far better than all His gifts.

3. What is something we can thank God for from this hymn?

We can thank God for the good gifts of riches and even the praise of men. We can thank God most of all for the great gift of being able to know and enjoy Him.

4. What is something we can ask God for from this hymn?

That God would work in our hearts that we might turn from our sins and trust Jesus as our Savior. We can ask Him to help us enjoy Him and know Him as our greatest treasure.

Gospel Question

1. How can we know God as our great Treasure? What is the gospel?

God is the good Creator and King of the world. He made people to worship Him and live by His good laws. But we are all sinners who've rebelled against Him. We all deserve death--God's just, eternal punishment for our sins. How terrible! But God has good news for us. In His great mercy, God sent His Son, Jesus to earth as a man to save sinners. He lived the perfect life that pleases God. (He's the only one who's ever done that!) He offered it up to God His Father as the perfect sacrifice for sins when He suffered and died on the cross. Then, on the third day, Jesus rose from the dead in victory. He had fully paid for the sins of God's people, so they wouldn't have to! Now all who turn away from their sins and trust in Jesus as their Savior will receive forgiveness of sins and eternal life with God. They will be His very own special people who will know Him and enjoy Him forever. We can be God's people, too, if we turn from our sins and trust in Jesus as our own Savior.

Song Game: Pass the Secret Sign

Materials

Sign Language signs used in song, particularly choose words with important meanings you want the children to learn, such as “grace”, “redeem”, etc.

Bag or bowl

Blindfold

Preparing the Game

1. Cut out signs and put in bowl.

Playing the Game

1. Practice the song and signs until the children know them well.
2. Have all the children stand in a tight circle, except one, “It,” who will stand in the middle of the circle, blindfolded.
3. Have the children in the circle to put their hands behind their backs. Choose a sign from the bag and hand to a child in the circle, still keeping hands behind their backs, not looking at the sign.
4. When “It” says “Pass the Secret Sign”, the children will begin to pass the sign around behind their backs.
5. When “It” says “Stop the Passing!” the child who has the sign freezes with the sign behind his back.
6. The child with the sign brings it around and looks at it. You can help the child practice the sign.
7. Then take the blindfold off of “It”, watch the child with the card do the sign, then have “It” guess the name of the sign. (If desired, “It” can ask another child in the circle for help with their guess.)
8. The holder of the sign then becomes “It.” Sing the song with all the signs, then repeat.

choose a FEW questions for discussion, then choose the game and/or music activity

Meditation Version: Psalm 145:9-10,13,15-17

"The LORD is good to all; He has compassion on all He has made. All you have made will praise you, O LORD; your saints will extol you... The LORD is faithful in all his words and kind in all his works... The eyes of all look to You, and You give them their food at the proper time. You open your hand and satisfy the desires of every living thing. The LORD is righteous in all his ways and loving toward all he has made."

Alternate Memory Version: Psalm 145: 9,16, 17

"The LORD is good to all...You open your hand and satisfy the desires of every living thing. The LORD is ... loving toward all he has made."

Understanding the Bible Verse

1. How is the LORD good to all? *He blesses all people (and other creatures) with life and many good things to enjoy.*
2. What is "compassion"? *To care about what someone is feeling and going through and want to do something about it.*
3. Who does the LORD have compassion on? *All He has made.*
4. Who praises God? *All He has made.*
5. What is a saint and what does it mean that they extol the LORD? *A saint has been misunderstood by some to be only certain special Christians. But the Bible calls a saint anyone who has turned from their sins and trusted in Jesus as their Savior. It is a word used for each of God's people.*
6. What does it mean that saints extol the LORD? *Extol is another word for praise. God's people praise Him for His goodness to them.*
7. What does it mean that the LORD is faithful in all His words? *We can trust Him to keep all His promises. We can trust that what He has told us in the Bible is always true. He never lies.*
8. What does it mean that the LORD is kind in all His works? *The LORD only does good, in everything He plans and does.*
9. What does it mean for the eyes of all to look to God? *Not that they really see God, but that they depend upon Him to give them what they need to live. No one would have food if God didn't give it to them.*
10. What does it mean to give someone food at the proper time? Who does God do this for? *To give them the food they need each day as they need it. He does this for all creatures.*
11. What is a desire? Whose desires does God satisfy? *To want or hope for something. Every living thing's.*
12. Does that mean that God always gives us just what we want when we want it? *No. We are all sinful. Many times we want things that aren't best for us. God made us. He knows the perfect timing to give us good things. Sometimes we have to wait a very long time for God to give us something we desire. Sometimes He doesn't give it to us at all. But God's people trust that He knows what is best for us and really satisfies us. They know He loves them and has a good and perfect plan. They want that most of all.*
13. Does the LORD really open His hand to satisfy our desires? *No. God is a spirit. He doesn't have hands like us. This is a way of saying that God is the one who gives us the good things that satisfy our desires, just like we open our hand and give to someone else something good we have for them.*
14. What does it mean that the LORD is righteous in all His ways? *He is all good with no sin in anything He ever does. He is always loving. He never does evil in anything He gives to us.*
15. Who is God loving towards? *All He has made.*

Bible Truth Connection Question

1. What does this verse have to do with the **Bible Truth: God Blesses All People with Many Good Gifts?** *The LORD is our creator. He made us and provides for us all. Out of His goodness, love and compassion, the LORD pours out blessings of many good things on all people as well as everything else He has made.*

Story Connection Questions

1. How does this verse relate to our story? *Even though Agrippa misused the many good gifts the LORD had given him and even wound up in prison, possibly going to be killed, the LORD showed great love, patience and compassion on him. He was not killed. He was freed from prison and given many more good gifts. But the LORD was also righteous, too. His patience came to an end when Agrippa accepted praise as a god, when he should have pointed the crowd to the LORD, the one who made them and who daily provided for their needs.*

Life Application Questions

1. What should we do when we don't get what we want, when we want it? *We should keep asking God for it or for whatever He knows will truly satisfy our desire. We should also trust in God's goodness, love and compassion. He tells us that He cares for us and that He promises to only give us what is best for us, at the best time. We shouldn't grumble, but we should praise Him for His kindness to us, even when we don't have what we want.*

2. What is the best good gift God can give us? *How can we get it? Forgiveness of our sins and eternal life. God will give this to us when we turn away from our sins and trust in Jesus as our own Savior.*

ACTS Questions

1. What is something we can praise God for from this Bible Verse?

Praise God for being the Giver of all good things. For being compassionate on all He has made.

2. What are sins we can confess to God from this Bible Verse?

That many times we are not thankful for the good things that God gives us. Many times we just enjoy them without even thinking of Him. We deserve God's punishment! We need a Savior!

3. What is something we can thank God for from this Bible Verse?

We can thank God for being good to all He has made, not just those who please Him. We can thank Him for His good gifts we have received even this past week.

4. What is something we can ask God for from this Bible Verse?

We can ask God to work in our hearts that we would want to turn away from disobeying Him and trust in this wonderful Jesus as our own Savior. We can ask Him to give us grateful hearts that remember to thank Him each day for the good gifts He gives us.

The Gospel

1. What is the **best** good thing that God has given people? What is the gospel?

God is the good Creator and King of the world. He made people to worship Him and live by His good laws. But we are all sinners who have rebelled against Him. We all deserve death--God's just, eternal punishment for our sins. How terrible! But God has good news for us. In His great mercy, God sent His Son Jesus to earth to save sinners. Yes, Jesus, the perfect Son of God, left His home in heaven and became a man. He lived the perfect life that pleases God. (He's the only one who has ever done that!) He offered it up to God His Father as the perfect sacrifice for sins when He suffered and died on the cross. Then, on the third day, Jesus rose from the dead in victory. He had fully paid for the sins of God's people, so they wouldn't have to! Now all who turn away from their sins and trust in Jesus as their Savior will receive forgiveness of sins and eternal life with God. They will be His very own special people who will know Him and enjoy Him forever. We can be God's people, too, if we turn from our sins and trust in Jesus as our own Savior.

Game: All Dressed Up

Materials

Bible verse written up in large print so that all can see

Various items of clothing (shirts, hats, shoes, gloves, coats, pants, dresses, etc.), about 10 per team

Two baskets or boxes

Masking tape

Preparing the Game

1. Put the clothing items for each team in a basket/box and place at far end of relay area. Mark the starting line with masking tape.

Learning the Verse

Some or all of your children may be non- or early readers. Teach the verse in sections, having them say it after you. Repeat a few times. Add clapping or other movement as they say it.

Directions

1. If desired, lead the children in a discussion of a **FEW** of the most important questions before beginning game.

2. Explain the game to them as follows:

Divide the children into two teams and have them line up behind the starting line. Explain to them that they will run down to the leader at the other end of the relay area, recite the verse to him, pick out a piece of clothing and put it on. After getting it on, they are to run back to their team and sit down at the back. The next player then goes. This is repeated until all team members are dressed. The team is then to stand up, grab hands and chant the verse together. The first team to do so, wins.

Game continues as time and attention span allow.

Non-competitive Option

Don't split the children into teams. Instead, the children will try to beat the clock. Have the whole class say the verse before each child goes to get and put on a piece of clothing. When everyone has their costume clothes on, say the verse together one last time. Time how long it takes the children to do all of this. Repeat and see if they can do it more quickly the second time.

Optional TAKING IT TO OTHERS Activity: Quiz Questions

Have the children choose a few of the questions from the game to ask the parents/other children during TAKING IT TO OTHERS time. Help pre-readers by whispering the question in their ear and letting them ask it aloud to the parents/other children. Make sure you read the Bible verse aloud before you ask your questions.

Directions:

1. Write words to song in large print before class.
2. Play the song for the children, helping them follow along on the song sheet.
3. Discuss the song, using a few questions from the discussion sheet. *Don't use them all!*
4. Introduce sign language for key words of your choice from sign language sheet for your song. Use as few or as many as you think the children can learn.
5. Sing and sign the song. Sign language as well as large format lyrics and sheet music are found in the PFI Unit Songbook or online.
6. If desired, play the Song Game.

Optional TAKING IT TO OTHERS Activity: Presenting and Singing the Song

1. Sing and sign the song, encouraging the watching children/parents to join in.
2. Ask the class some of the questions listed below. The Bible Truth Connection Question is particularly good to help them understand how the song ties in with the Bible Truth.

The LORD Is Good to All

The LORD is good to all,
He has compassion on all He's made,
He is faithful to all His promises and loving to all
He's made.

The LORD is good to all,
He has compassion on all He's made,
He is faithful to all His promises and loving to all
He's made.

And the eyes of all look to You,
And the eyes of all look to You,
For You open Your hand,
And satisfy the desires of ev'ry living thing.
Psalm One-forty-five, nine through sixteen.

Listen to it on PFI NIV Songs 8, Track 7

Song Game: Mimic Me!

Materials

Sign Language
Song

Preparing the Game

None.

Playing the Game

1. Practice the song and signs until the children know them well. Choose a person to be the leader and let them decide upon an action for everyone to do as they sing the song, such as jump on one foot, etc.
2. Sing the song while doing the chosen action.
3. Select another child to be the leader.
4. If desired, you can choose a different action for different important words in the song, such as jump on one foot when you sing the word "grace", but clap your hands when you sing the word "Jesus". Ask the children the meaning of each of the words before adding in their action.

Game continues as number of questions, time, and attention span allow.

STORY REVIEW

Directions: Read and discuss Bible Truth, using a FEW of the questions. Play game. Feel free to modify the game to fit your children.

General Story Questions

1. What did Agrippa say that got him in such trouble with Tiberius? *Told Caligula that he looked forward to the day Tiberius would die and Caligula could get rid of his grandson and rule as Caesar, himself.*
2. Who told Tiberius what Agrippa had said? Why did he tell him? *Agrippa's servant, Eutychus. He told on him because Agrippa had him arrested for stealing some of his clothes.*
3. What did Tiberius do to Agrippa when he heard what he had said? *He had guards take him from the dinner table in his royal robes, bind him with iron chains and put him straight in prison.*
4. What good things had Agrippa enjoyed before he went to prison? The LORD had given him many good gifts? *A Jewish prince; educated in Rome with Roman princes; lots of money to have whatever he wanted; friends to the Roman royal family; good wife and 5 children; knew God's Word and about the LORD.*
5. What did Agrippa do with the good things the LORD gave him, before he went to prison? *Spent too much money on lavish parties and gifts; had to borrow lots of money from others and never repaid it; depended on his uncle Herod Antipas for money.*
6. How did the LORD show compassion, mercy and patience to Agrippa when he was in prison? *Gave him a second chance. Tiberius died and his friend Caligula became Caesar and released Agrippa. He made him king over a lot of land and gave him a gold chain as heavy as the iron one he had in prison. Later he became king over all of Judea, including Jerusalem. The LORD was giving Agrippa another chance to use these good gifts to enjoy and to glorify Him.*
7. Who did Agrippa want to please most of all, as King of Judea? *The Jews.*
8. What did Agrippa do that pleased the Pharisees and priests? *He kept all the little rules for how to live, eat and drink; he made all the sacrifices at Temple that he should; he hung the gold chain up in the Treasury as a reminder to how the LORD sometimes gives a new chance and more blessings to someone who had lost a lot.*
9. What did Agrippa do that pleased the people? *Built a new wall around Jerusalem; Built new buildings and arenas for them to enjoy; hard on their enemies, like the Phoenicians and the Christians.*
10. Who should have Agrippa tried to glorify with all the good gifts he enjoyed? *The LORD.*
11. Who did Agrippa usually glorify with all the good gifts the LORD gave him? *Himself.*
12. How did Agrippa show that he was most interested in glorifying himself, not the LORD with the good gifts He gave him? *He kept using them to impress other people. When the people called him a god, he did not point them to the LORD, but kept the praise for himself.*

Bible Truth Connection Questions

1. What does this story have to do with our Bible Truth? *The LORD gave Agrippa many good gifts to enjoy and to glorify Him, but Agrippa used them to glorify himself instead.*

Bible Verse Connection Question

1. What does the story have to do with our **Bible Verse: Psalm 145:9-10,13,15-17**: "The LORD is good to all; He has compassion on all He has made. All you have made will praise you, O LORD; your saints will extol you... The LORD is faithful in all his words and kind in all his works... The eyes of all look to You, and You give them their food at the proper time. You open your hand and satisfy the desires of every living thing. The LORD is righteous in all his ways and loving toward all he has made." ?

King Agrippa grew up as a Jew. He knew God's Word. He knew that it is the LORD who is the giver of all good gifts. He should have confessed the Lord's goodness, not try to get other people to glorify him. He should have thanked the Lord for His goodness to him. But Agrippa did not...and in the end, he received the Lord's punishment for his stubborn refusal to confess Him.

Life Application Questions

1. How are we like Agrippa? *We are tempted to use God's good gifts to glorify ourselves. We are sometimes proud and act like we are better than others because of good gifts we have and others do not have.*
2. What should we do when we act like Agrippa? *We should confess our sins to God; turn from them; and trust in Jesus to forgive us and save us. We should ask Him to send the Holy Spirit to work in our hearts and our lives so that we will use God's good gifts to glorify Him.*

ACTS Questions

1. What is something we can praise God for being that we learned in our story?

Praise God for being so patient to sinners, giving them many chances to turn from their sins and turn to Him in faith.

2. What is something we can confess as sin that we learned in our story?

Confess that many times, Agrippa, we do not honor God as we should. We like for people to honor us more than we want them to honor God. We deserve His punishment. We need a Savior!

3. What is something we can thank God for that we learned in our story?

We can thank God for promising to save all those who turn from their sins and trust in Jesus as their own Savior.

4. What is something we can ask God for that we learned in our story?

We can ask God to work in our hearts, helping us to turn away from our sins and trust Jesus as our own Savior. We can ask Him to give us grateful hearts for all He gives us and to help us give glory to Him for all His goodnesses shown to us.

The Gospel

1. What was the good news of Jesus that Agrippa put James and Peter in prison for telling? What is the gospel?

God is the good Creator and King of the world. He made people to worship Him and live by His good laws. But we are all sinners who have rebelled against Him. We all deserve death--God's just, eternal punishment for our sins. How terrible! But God has good news for us. In His great mercy, God sent His Son Jesus to earth to save sinners. Yes, Jesus, the perfect Son of God, left His home in heaven and became a man. He lived the perfect life that pleases God. (He's the only one who has ever done that!) He offered it up to God His Father as the perfect sacrifice for sins when He suffered and died on the cross. Then, on the third day, Jesus rose from the dead in victory. He had fully paid for the sins of God's people, so they wouldn't have to! Now all who turn away from their sins and trust in Jesus as their Savior will receive forgiveness of sins and eternal life with God. They will be His very own special people who will know Him and enjoy Him forever. We can be God's people, too, if we turn from our sins and trust in Jesus as our own Savior.

Game: Basketball Toss

Materials

Small basketball or other ball
3 (or 4) baskets
Paper and Marker
Masking Tape
Story Review Questions

Preparing the Game

1. Choose 20+ questions for your game from the Story Review Discussion Questions, or make up your own.
2. Use tape to mark a free throw line. On the paper make three point values,(starting with two points and going up), one for each basket, and tape them to the corresponding basket. Set out the baskets with the one worth least points, the closest to the free throw line. The one worth the most points, set the farthest out. With younger children, make sure to set one basket so close in that they are almost guaranteed to get a basket. If desired, use the extra fourth basket to make a long bomb basket that is almost unreachable, but worth a lot of points.

Playing the Game

Divide the children into two teams. Teams will take turns having one of their members make a shoot. Each child gets three tries. The highest point value being what the question will be worth. Then ask the child a Story Review question. If he gets it right, then he earns those points for his team. If the person is unable to answer the question correctly, the other team can try to answer it for half the point values. If a child does not make a basket, he can still answer a question for 1 point.

Game continues until all children get to try to make a basket, or as number of questions, time, and attention span allow. The team with the most points at the end wins.

Non-competitive Option

Don't split into teams. Set a target point number for the group, telling them that together they are going to see how many turns it takes to reach the target number. Have the children take turns tossing the basketball(three tries each). Tally number of turns on a piece of paper. When the target number has been reached, start over and try to reach the target number in fewer turns.

Optional TAKING IT TO OTHERS Activity: Quiz Questions

Have the children choose a few of the questions from the game to ask the parents/other children during TAKING IT TO OTHERS time. Help pre-readers by whispering the question in their ear and letting them ask it aloud to the parents/other children.

CASE REPLAY ACTIVITIES

Use this guide to review the Case Story and act it out for others to enjoy!

CASE REPLAY, JR: YOUNGEST CHILDREN

Description: The children will act out the story together, everyone doing the same action/sound effect at the same time. This activity is most suitable for kindergarteners.

Materials

The Case RePlay, Jr. script for younger children

Preparation

1. Read through the script and write in the blanks along the side possible actions/sound effects the children could do to act it out.

Instructions

1. Tell the children that they will be re-enacting the story together as you tell it.
2. As you read the script, lead the children in actions/sound effects to do with you.
3. If desired, you can read the script and stop at certain sentences and ask them what a good action/sound effect would be to act out what you just read.
4. Repeat the re-enactment one or two times more.

CASE REPLAY, SR: OLDER CHILDREN

Description: The children act out the story as a three-scene play. You will narrate it using the Case RePlay, Sr. script and they will act it out (no spoken words, for the most part), with each child assuming a different character's role. This activity is most suitable for first grade and up. You will review the story, then practice it a few times before performing it for others.

Materials

The Case RePlay, Sr. script
White board or other large format paper
Costumes and props

Preparation

1. Prepare for the play by choosing costumes and props for each character in the story. Decorate the area with any scenery props.
2. Write the words "Beginning," "Middle," "End" on a large piece of paper/whiteboard with plenty of space under each heading. You will use this paper to help the children think about the story as a three-scene play, as it is presented in the script.

Instructions

1. Tell the children that they will get to act out the story as a three-scene play, with a beginning, middle and end section. Tell them that before they can act it out, they need to think it out. as you narrate it with your script.
2. Take the children's answers as they recount the story, helping them put key incidents in the right order.
3. If desired, when they have filled in their Beginning, Middle, End, read through your whole (real) script, so they hear exactly what you will have them act out.
4. Then tell the children that it's time to practice acting out the story.
5. Assign parts to each child. If you are using costumes, do NOT give them out at this point. They will be a distraction.
6. Have all the children sit on the floor or in chairs on one side of the "stage," then call the characters up in place as their part in the story comes.
7. As you read the script, guide the children in where you want them to move or do to act it out.
8. After going through the whole script once, give out any costumes and props and act out the script once or twice more.

Optional TAKING IT TO OTHERS Activity: Re-enacting the Story

Read the script as the children act out together (younger) or assuming different roles (older) as the other children or the parents watch.

CASE REPLAY, JR--YOUNGER KIDS (KINDERGARTEN) P.2

Welcome to our play! The name of our story is called: The Case of the King Who Kept His Mouth Shut.

This story takes place in New Testament times, when Jesus lived on earth.

And now we present: "The Case of the King Who Kept His Mouth Shut."

Scene 1:

Agrippa couldn't believe that he, a Jewish prince, was in jail! On a chariot ride with his friend and school mate, the Roman prince, Caligula, he said he looked forward to the death of Caligula's great uncle, Caesar Tiberius. Then Caligula could get rid of his Tiberius' grandson and become Caesar, himself, Agrippa plotted. Eutyclus, Agrippa's servant overheard what he said and kept it secret for a time. Later Agrippa had Eutyclus put in prison for stealing clothes from him. At a dinner party with Tiberias and the royal family, Agrippa persuaded Tiberius to judge Eutyclus. But when Eutyclus told what Agrippa said, Tiberias had him bound in iron chains and taken to prison in his royal robes. Agrippa had much time in prison to think about all the good gifts the LORD had given him and how he had wasted them all on big parties and gifts; and by foolish talk. Now Tiberius might kill him.

Actions:

Scene 2:

But the LORD gave Agrippa the good gift of another chance. Tiberius died and Caligula was made Caesar. Caligula released Agrippa from prison. He placed a gold tiara on his head and made him king over his great-uncle Philip's lands. He gave him a chain of gold as heavy as the chain of iron he wore in prison. Later, he was made king over all of Judah, even Jerusalem. What would Agrippa do with all these new good gifts the LORD had given him? Agrippa went to Jerusalem to live. He tried to please the Jews. He pleased the Pharisees and the Jews by keeping all the little rules for eating and living; and, by making all the proper sacrifices. He hung up the big gold chain in the Temple Treasury to remind everyone that the LORD sometimes graciously lifts up those who fall into great failure. He pleased the people by building a big wall around Jerusalem and many other buildings for them all to enjoy. He was hard on their enemies, the Phoenicians, by keeping food from them until they did what he wanted them to do. He even tried to crush the Christians by killing James and putting Peter in prison. Agrippa pleased the Jews, but not God. He knew that Agrippa was not doing these things to glorify Him, but only himself. He was trying to stop the good news of Jesus from spreading. Soon the day was coming when He would no longer be patient when Agrippa.

Scene 3

Agrippa held a big festival of games to honor Caesar Claudius. On the second day, he came out to host the games and meet with the people of Sidon and Tyre. He came out in a robe made completely of silver and dazzled with brilliant glory. The crowd gasped in awe. They could hardly look at him, he shown so brightly. They praised him as a god. Agrippa knew he was just a man. He knew the LORD was the one, true God. He should have told everyone about the LORD and His good gifts given to him. But he did not. He accepted their praise. God's patience was over. He had an angel strike down Agrippa with worms. Agrippa held his stomach in sudden agony. His men had to take him away. For five days he suffered and then died.

Bible Truth Tie-In: The Bible Truth we are learning is: **God Blesses All People with Many Good Gifts.** The LORD gave Agrippa many good gifts to enjoy and to glorify Him, but Agrippa used them to glorify himself instead.

CASE REPLAY, SR--OLDER KIDS (1ST GRADE AND UP) P.3

Welcome to our play! The name of our story is called: The Case of the King Who Kept His Mouth Shut.

This story takes place in New Testament times, when Jesus lived on earth.

The characters in our story are: Eutyclus, Caligula, Agrippa, Claudius, Tiberius, the royal family, Soldiers, Priests and Pharisees, Peter and James, and the people of Tyre and Sidon

And now we present: "The Case of the King Who Kept His Mouth Shut."

Scene 1: (Beginning)

Agrippa couldn't believe that he, a Jewish prince, was in jail! On a chariot ride with his friend and school mate, the Roman prince, Caligula, he said he looked forward to the death of Caligula's great uncle, Caesar Tiberius. Then Caligula could get rid of his Tiberius' grandson and become Caesar, himself, Agrippa plotted. Eutyclus, Agrippa's servant overheard what he said and kept it secret for a time. Later Agrippa had Eutyclus put in prison for stealing clothes from him. At a dinner party with Tiberias and the royal family, Agrippa persuaded Tiberius to judge Eutyclus. But when Eutyclus told what Agrippa said, Tiberias had him bound in iron chains and taken to prison in his royal robes. Agrippa had much time in prison to think about all the good gifts the LORD had given him and how he had wasted them all on big parties and gifts; and by foolish talk. Now Tiberius might kill him.

Scene 2: (Middle)

But the LORD gave Agrippa the good gift of another chance. Tiberius died and Caligula was made Caesar. Caligula released Agrippa from prison. He placed a gold tiara on his head and made him king over his great-uncle Philip's lands. He gave him a chain of gold as heavy as the chain of iron he wore in prison. Later, he was made king over all of Judah, even Jerusalem. What would Agrippa do with all these new good gifts the LORD had given him? Agrippa went to Jerusalem to live. He tried to please the Jews. He pleased the Pharisees and the Jews by keeping all the little rules for eating and living; and, by making all the proper sacrifices. He hung up the big gold chain in the Temple Treasury to remind everyone that the LORD sometimes graciously lifts up those who fall into great failure. He pleased the people by building a big wall around Jerusalem and many other buildings for them all to enjoy. He was hard on their enemies, the Phoenicians, by keeping food from them until they did what he wanted them to do. He even tried to crush the Christians by killing James and putting Peter in prison. Agrippa pleased the Jews, but not God. He knew that Agrippa was not doing these things to glorify Him, but only himself. He was trying to stop the good news of Jesus from spreading. Soon the day was coming when He would no longer be patient when Agrippa.

Scene 3: (End)

Agrippa held a big festival of games to honor Caesar Claudius. On the second day, he came out to host the games and meet with the people of Sidon and Tyre. He came out in a robe made completely of silver and dazzled with brilliant glory. The crowd gasped in awe. They could hardly look at him, he shown so brightly. They praised him as a god. Agrippa knew he was just a man. He knew the LORD was the one, true God. He should have told everyone about the LORD and His good gifts given to him. But he did not. He accepted their praise. God's patience was over. He had an angel strike down Agrippa with worms. Agrippa held his stomach in sudden agony. His men had to take him away. For five days he suffered and then died.

Bible Truth Tie-In: The Bible Truth we are learning is: **God Blesses All People with Many Good Gifts.** The LORD gave Agrippa many good gifts to enjoy and to glorify Him, but Agrippa used them to glorify himself instead.

Bound by Iron Chains

Description

Children will make poster board iron chains with a black, flour filled balloon ball. Velcro is used to fasten the cuffs on the chains.

Materials

White poster board
 Gray/silver markers or crayons
 2 Black balloons per child
 Flour
 Cookie sheets
 Small funnel(s)
 Sticky backed velcro circles
 Packing Tape
 Stapler and Staples

Preparing the Craft

1. Cut out strips of white poster board, about ten per child, using Pattern #1 as guide.
2. If working with younger children, go ahead and fill the black balloons with flour and tie ends. Do this by blowing up the balloon and letting out the air. Then stick the funnel in the balloon and pour flour into it. Do this on top of the cookie sheet to avoid a huge mess. Tie end.

NOTE: Be careful to not fill the balloons really full. The flour will make them heavy for the poster board to bear. Alternatively, you could just not use the flour at all. Just blow up the balloons and attach them to the middle of the chain.

3. Set out other supplies.

Making the Craft

1. Show the children a copy of the craft.
2. Have the children color in the links of the chain with grey markers/crayons.
3. While the children are coloring, pass around funnel, flour, balloons and cookie sheet to children, one by one. Help them fill them, as directed above in the Craft Preparation directions.
4. Have the children make a paper chain out of the silver strips, securing them with stapler or packing tape.
5. On the last link on each end, do not use stapler or tape. Instead, use the sticky back velcro. Adjust size of these bands to fit securely on the children's wrists.
6. Attach the black ball with packing tape to the middle of the chain. Make sure that flour is off the balloon as it will make the tape lose its stick.
7. Have the children put on their chains.

Optional TAKING IT TO OTHERS Activity: Craft Presentation

If you are presenting the craft to other children or parents the children can hold up their crafts (or your model craft) and read their Bible Truth Connection answers to explain the importance of the craft.

CASE CRAFT**Discussion Guide****Instructions:**

As the children are settled into making their craft, ask them these questions to help them understand the craft's significance. Use the answers provided to guide the children's answers.

Discussion Questions

1. To what surprising place was Prince Agrippa one night during dinner? *He was taken to palace prison in his royal robes.*
2. What happened to him in the prison? *He was bound in iron chains and kept there.*
3. What had Agrippa done to get in so much trouble? *He had told Caligula that he wished Tiberias, the current Caesar would die so that Caligula could become king in his place.*
4. What is Bible Truth that we are learning? *God Blesses All People with Many Good Gifts.*
5. What does our craft have to do with our Bible Truth: God Blesses All People with Many Good Gifts? *The LORD gave Agrippa many good gifts, time after time. Even though he had been put in prison, bound by iron chains by Tiberius, the LORD gave him the good gift of another chance to use them to glorify Him when Caligula freed him.*
6. What can our craft help us remember? *God is so patient with us! He offers us new mercies, new opportunities and sometimes even new gifts each day that we can use to glorify Him. Let's ask Him to help us to glorify Him with them today!*

TAKING IT TO OTHERS**Craft Presentation****Instructions:**


Have children hold up your model craft/their crafts. Choose five children (or you say) the five sections below to explain the craft's importance.

Presentation:

1. Our craft is: Bound by Iron Chains
2. Down in the palace prison, Prince Agrippa sat, bound in iron chains because he told Caligula that he wished Tiberias was dead so that he might become the new Caesar.
3. Our Bible Truth is: God Blesses All People with Many Good Gifts.
4. The LORD gave Agrippa many good gifts, time after time. Even though he had been put in prison, bound by iron chains by Tiberius, the LORD gave him the good gift of another chance to use them to glorify Him when Caligula freed him.
5. Our craft can help us remember that God is so patient with us! He offers us new mercies, new opportunities and sometimes even new gifts each day that we can use to glorify Him. Let's ask Him to help us to glorify Him with them today!

Note: Even non-readers can participate in presenting the craft, if you will whisper what they are to say in their ear and let them say it aloud for the others to hear.

Craft Pattern #1
Link Template



BEFORE CLASS:**1. PICK YOUR PERSON**

VIPPs can be anyone in your church! Typically, they fall into 6 categories: Church staff, Elders, Deacons/deaconesses, Special Volunteers (people who aren't paid, but spend a lot of time helping out in particular ways), Supported Workers (aka missionaries), and Church Members.

2. GATHER YOUR FACTS

Use the VIPP Information Sheet to write down the facts about your VIPP. The information on this worksheet is used in the VIPP activities, listed in the "Choose an Activity" section below.

DURING THE ACTIVITY:**1. INTRODUCE YOUR VIPP**

Introduce your VIPP to the children, using the VIPP Information Sheet. Fill in a set of VIPP Clue Cards with the information for your VIPP. If desired, you can even have the actual person come into class for the children to meet.

Need help describing what someone does for the church in a kid-friendly way? Check out the list of common VIPPs on the Praise Factory website in the PFI resources. There are lots of kid-friendly descriptions for common VIPP's, such as pastors, elders, deacons and a lot more.

2. PRAY!

Lead the children in praying for the VIPP. Ask the children if they would like to pray for one of the VIPPs prayer requests. Even non-readers can pray for the VIPP if you whisper the prayer request in their ear, then let them say it aloud. Never force a child to pray!

3. CHOOSE AN ACTIVITY

There are two activities you can use to help the children learn about the VIPP:

VIPP Clue Cards: These are nine coloring sheets in which children fill in the nine things they learn about the VIPP from the VIPP Information Sheet. Photocopy a set of each child. Use as few or as many of these Clue Cards as you desire. Clue Cards found at the back of this book.

VIPP Game: This is a game that uses a set of Clue Cards for one or two VIPPs.

Choose a VIPP and fill in his/her information on the VIPP Information Sheet. Fill in a set of VIPP Clue Cards with the information for your VIPP. Tell the children about the VIPP, having them fill in the VIPP Clue Cards with the key facts as they learn them. Write any words the children need to write on a white-board or other piece of paper so they can see how to spell them. Help younger children write these words on their clue cards. Ideas for how to tell the children about many common VIPPs are listed at praisefactory.org with the resources for this Bible Truth.

Optional TAKING IT TO OTHERS Activity: Introduce and Pray for the VIPP

If you are presenting the VIPP to other children or parents you can assign children to hold up the 10 clue cards and say what each card tells about the VIPP. (Or, you can have the children hold them up as you tell what each one means.) Then lead the children in praying for the VIPP.

Game: Hot and Cold Hide

Materials

Information Sheet for one VIPP
2 Set of Clue Cards
8 8.5" x 11" Manilla Envelopes
Blindfold

Preparing the Game

1. Fill in one set of clue sheets for the VIPP you are using.
2. Tape the other (blank) set of Clue Cards to the outside of the manilla envelopes.
3. Put the filled-in clue cards in the corresponding envelope.

Playing the Game

Reveal: Tell the children about the VIPP, showing them your filled-in clue cards as you tell about them.

Review: Choose one child to be "The Finder" and cover his eyes with the blindfold. Choose one of the Clue Card envelopes. Choose another child to be "The Hider". This child will hide the envelope somewhere in the room. When the clue is hidden, the Finder takes off his blindfold and begins to look for the envelope. The other children say "hot, cold, etc" as the child gets closer or further from the envelope to help the child find it. When the folder is found, the teacher (or the child) tells the Clue Card category. The other children try to remember what the VIPP's answer was. Open it up and see if they got it right. If they did, the Clue Card is retired. If not, it can be added back into the Clue Cards to be hidden.

VIPP INFORMATION SHEET

VIPP NAME:

WHAT VIPP LOOKS LIKE

Man or Woman? _____

Hair color? _____

Eye color? _____

FAVORITE ANIMAL

FAVORITE FOOD

FAVORITE FREE TIME ACTIVITY

WHAT VIPP DOES DURING WEEK

VIPP GROUP OF SERVICE:

Church Member

Deacon

Elder

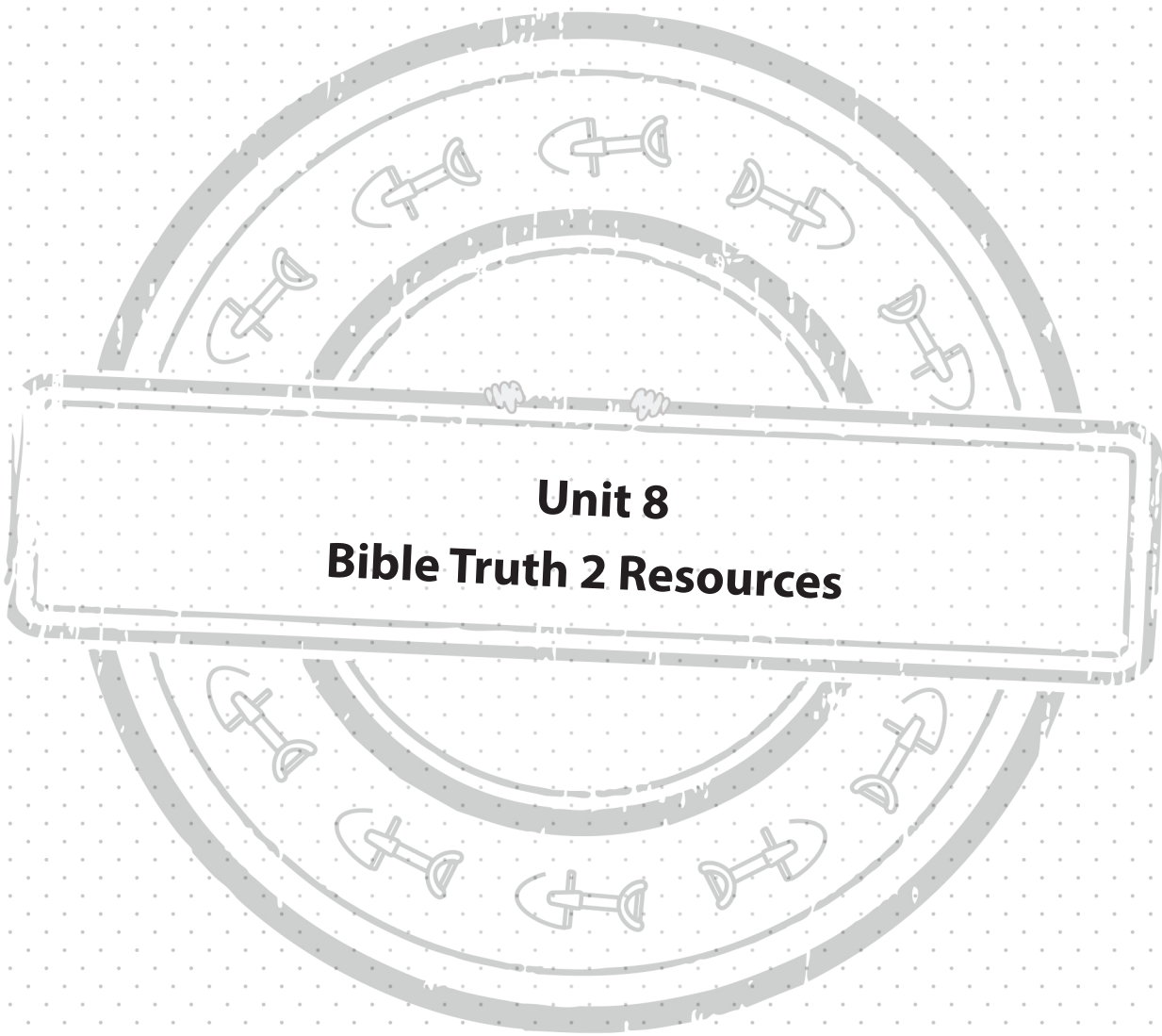
Church Staff

Special Volunteer

Supported Worker
(Missionary)

3 WAYS VIPP SERVES CHURCH

3 WAYS TO PRAY FOR THE VIPP



BIBLE TRUTH 2 OVERVIEW

Unit 8: The God Who Loves

Big Question and Answer: "What is God's love for His people like? It's more than they could ever deserve!"

Bible Verse: "Give thanks to the LORD for He is good. His love endures forever." 1 Chronicles 16:34

Bible Truth 2 Concept: God Loved His People Before They Loved Him

Even before God created the world, He loved His people. Even back then, He knew all about them. He knew that they would be sinners like everyone else. He knew they would all rebel against Him and deserve His punishment for their sins.

Yet even though He knew all this about them before even a single one of them was born, He loved them deeply and wanted them to be His people. He chose to set His love upon them in a special way. He chose to send His Son, Jesus, to pay for their sins. He chose that by the Holy Spirit, He would give them faith in Jesus, and through that faith, He would forgive their sins. He would give them each a new heart to love and obey Him. They would be His special people--a countless number from every language and people on earth, who would live to enjoy Him and praise His amazing love forever.

We can know God's love and be His dearly loved people, too, when we turn from our sins and trust in Jesus as our Savior.

Bible Truth 2 Bible Verse

Meditation Version: Ephesians 1:4-6

"For He chose us in Him before the creation of the world to be holy and blameless in his sight. In love He predestined us to be adopted as His sons through Jesus Christ, in accordance with his pleasure and will-- to the praise of his glorious grace, which he has freely given us in the One he loves."

Shortened Memory/Games Version: Ephesians 1:4,5

"...He chose us in Him before the creation of the world to be holy and blameless in his sight. In love He predestined us."

Bible Truth 2 ACTS Prayer

A God, we praise You for being the One who loves Your people long before they love You!

C God, we confess that we are all sinners who have rebelled against You and Your wonderful love. We do not deserve to be Your people, but if we are to be Your people, You will have to save us. We need a Savior!

T Thank You, God for planning to save Your people from even before they were born, even before You created the world! Nothing would stop You from making them Your people!

S God, work in our hearts. Help us to turn from our sins and trust in Jesus as our Savior. Make us Your people, who love, obey and enjoy You now and forever.

Bible Truth 2 Stories

Lesson 1: The Case of the Long-Lived Lavish Love (Old Testament)

Ephesians 1; Romans 8; Genesis; Exodus; 1 Kings/ 1 Chronicles; 2 Kings/2 Chronicles; Luke; Acts; Revelation 7:9

Lesson 2: The Case of the Doctor Who Needed Patience (Story of the Saints)

Lesson 3: The Case of the Chosen Who Needed Courage (New Testament)

Acts 18- 20; Ephesians; Colossians 4:7-9, 1 and 2 Timothy, Revelation 2:1-7

1. GETTING STARTED: Welcome and Opening Songs (*introduce unit and get kids moving with these songs*)

Welcome	<p>“Welcome to Praise Factory. We’re so glad you’ve joined us! Here at the PFI we are investigators. (That’s what the “I” stands for!) Investigators look for answers to questions. In PFI, we look for answers to big questions about God. We dig deep down in the truths of God’s Word to find them.”</p>
Praise Factory Theme Song	<p>“Let’s sing our Praise Factory Investigator’s theme song.”</p> <p>PFI: Praise Factory Investigators <i>PFI NIV Songs 8, Track 1</i></p> <p>We’re PFI: Praise Factory Investigators, Diggin’ deep down for truths in God’s Word, That’s PFI: Praise Factory Investigators, Diggin’ deep down for truths in God’s Word, We’re looking for answers to very big questions, Big questions about God, If you’re looking for answers to very big questions ‘bout God, come along, Join PFI: Praise Factory Investigators, Diggin’ deep down for truths in God’s Word, That’s PFI: Praise Factory Investigators, Diggin’ deep down for truths in God’s Word. Deep down, diggin’ down, Let’s go diggin’ down, Deep down, diggin’ down, ‘Til answers to all our Big Questions we’ve found. We’re PFI: Praise Factory Investigators, Diggin’ deep down for truths in God’s Word, That’s PFI: Praise Factory Investigators, Diggin’ deep down for truths in God’s Word.</p>
Classroom Rules Song	<p>An important part of Praise Factory is helping us worship God and love one another. Our WoGoLOA song reminds us how we should act. Let’s sing it.”</p> <p>WoGoLOA Rules Song <i>PFI NIV Songs 8, Track 2</i></p> <p>Refrain: WoGoLOA means “Worship God and love one another,” WoGoLOA means “Worship God and love one another.”</p> <p>WoGo means “Worship God.” Sound off, 1,2,3, Joyfully take part, Listen to others, Obey your teachers. (<i>Refrain</i>)</p> <p>LOA means “Love One Another.” Sound off, 1,2,3, Be kind, Be encouraging, Help others, help others. (<i>Refrain twice</i>)</p>

1. GETTING STARTED, continued

Opening Prayer	"Let's ask God to help us obey these rules, and to help us worship Him and love one another as we learn more about Him today. Let's pray." <i>Pray.</i>
Big Question Under Investigation: Big Question 8 and Songs	<p>"Now it's time to turn to today's Big Question Under Investigation.</p> <p>It's: What Is God's Love for His People Like?</p> <p>God knew and loved His people even before the world began, even though He knew they were sinners who would rebel against Him. He always planned to care for them and to save them from their sins through Jesus. He always planned to work in their hearts by His Holy Spirit so they would love Him and want to live for Him. He always planned to bring them home to live with Him in heaven forever.</p> <p>So the answer to our Big Question, 'What Is God's Love for His People Like? is: It's More than They Could Ever Deserve!</p> <p>"Let's sing our Big Question Song(s): <i>choose one or both</i></p> <p>Big Q & A 8 Song <i>PFI NIV Songs 8, Track 3</i> <i>(adapted version of "Baa. Baa. Black Sheep")</i> What is God's love for His people like? More than they could ever deserve! What is God's love for His people like? What is God's love for His people like? What is God's love for His people like? What is God's love for His people like? More than they could ever deserve!</p> <p>Big Question 8 Song <i>PFI NIV Songs 8, Track 4</i> What Is God's Love for His People Like? What is God's love for His people like? What is God's love for His people like? What is God's love for His people like? It's more than they could ever deserve.</p> <p>Verse 1 God loves His people from all places, from all times, with ev'ry kind of faces. God loves His people from ev'ry nation, And He loves them all through Jesus Christ</p> <p><i>Refrain</i> God's love for His people is more than they could ever deserve. God's love for His people is more than they could ever deserve.</p> <p>Verse 2 God loved His people before the beginning, Even before they were repenting and believing, God loved His people from ev'ry nation, And He loved them all through Jesus Christ. <i>Refrain</i></p> <p>Verse 3 God loved His people, He sent Jesus, To save them, so forever they would be His, God loves His people from ev'ry nation, And He always will through Jesus Christ. <i>Refrain</i></p>

1. GETTING STARTED, continued**Unit 8
Bible Verse**

"How do I know this is true? The Bible tells me so!

1 Chronicles 16:34 tells us: "Give thanks to the LORD for He is good; for His steadfast love endures forever."

**Big Question 8 Bible Verse Song
Forever and Ever: 1 Chronicles 16:34**

PFI NIV Songs 8, Track 5

Forever and ever,
The LORD's love endures forever.
Forever and ever,
The LORD's love endures forever.
First Chronicles Sixteen, thirty-four.

God's people are sinners. Their love for God is never the same. They do not seek Him or obey Him as they should. Yet, the LORD's love for them is always steadfast. It never changes. That's because it's based on Jesus' perfect life and love, not on sinful life and unsteady love. God's people rejoice in how good God is to them! They give thanks to Him for His always faithful love. It will never, ever end. It truly is more than they could ever deserve.

2. DIGGING DEEP DOWN: Key Concept and Story (*introduce the Bible Truth and tell the related story*)**Bible Truth 2**

"It's time for us to dig down deeper for answers to our Big Question. We're learning **SIX** Bible Truths that all tell us something about God's love for His people. We have learned one already. Can you remember what it is? (God Blesses All People with Many Good Gifts.)

The Bible Truth we are going to be thinking about today is:

God Loved His People Before They Loved Him.

Even before God created the world, He loved His people. Even back then, He knew all about them. He knew that they would be sinners like everyone else. He knew they would all rebel against Him and deserve His punishment for their sins.

Yet even though He knew all this about them before even a single one of them was born, He loved them deeply and wanted them to be His people. He chose to set His love upon them in a special way. He chose to send His Son, Jesus, to pay for their sins. He chose that by the Holy Spirit, He would give them faith in Jesus, and through that faith, He would forgive their sins. He would give them each a new heart to love and obey Him. They would be His special people--a countless number from every language and people on earth, who would live to enjoy Him and praise His amazing love forever.

We can know God's love and be His dearly loved people, too, when we turn from our sins and trust in Jesus as our Savior.

2. DIGGING DEEP DOWN, continued**Bible Truth 2
Hymn**

"Long ago, a man named Frederick Whitfield was thinking about this Bible truth, too. He wrote the words to a hymn called "Oh, How I Love Jesus" We're going to learn a verse from it.

Oh, How I Love Jesus*PFI NIV Songs 8, Track 8***Verse 1**

There is a name I love to hear,
I love to sing its worth;
It sounds as music in my ear,
The sweetest name on earth.

Oh, how I love Jesus,
Oh, how I love Jesus,
Oh, how I love Jesus,
Because He first loved me.

Through Jesus, God loved His people before they loved Him. He loved them while they were still sinners. He loved them even before the creation of the world. This makes God's people so happy! They know that their sinful hearts would never choose God if He had loved them and chose them first. They know without God choosing to send Jesus to save them from their sins, they would never ever know God. This makes the name of Jesus the sweetest name on earth.

**Bible Truth 2
Bible Verse
and Song**

"The Bible verse we are going to be digging down into for this Bible Truth is:

Ephesians 1:4-6

"For He chose us in Him before the creation of the world to be holy and blameless in his sight. In love He predestined us to be adopted as His sons through Jesus Christ, in accordance with his pleasure and will--to the praise of his glorious grace, with which he has blessed us in the Beloved."

God loved His people long before they loved Him. He loved them and chose to adopt them as His sons (and daughter), even before He created the world. Why did He do this? Because it pleased Him to do it! It would show how wonderful He is and how great the good gifts He gives His people because of Jesus. We think of what He's done and we praise Him for being so good to people like us. People who are sinners, but through Jesus, are made to be holy--without sin and without blame in His sight.

We've said our Bible verse, now let's sing it!

For He Chose Us*PFI NIV Songs 8, Track 9*

For He chose us in Him before the creation,
Before the creation of the world,
To be holy and blameless in his sight,
Yes, he chose us before the creation of the world.
In love he predestined us to be adopted as His sons,
Through Jesus Christ,
With His will and pleasure
Yes, In love He predestined us.

2. DIGGING DEEP DOWN, continued**LESSON 1 STORY****Old Testament Story:****The Case of the Long-Lived, Lavish Love**

*Ephesians 1;
Romans 8; Genesis;
Exodus;
1 Kings/ 1 Chronicles;
2 Kings/2 Chronicles;
Luke; Acts;
Revelation 7:9*

"Now it's time for today's story called: **The Case of the Long-Lived Lavish Love.**

As you listen to the story, see if you can figure out:

1. Whose love was so long-lived? Who did he love?

2. When did his love for them begin? What was so lavish about it? *(If desired, write these questions on a sheet of paper to refer to when the story is finished.)*

Read story.

After reading story, ask for the children's answers to the questions.

1. Whose love was so long-lived? Who did he love? The LORD. He loved all of His people.

2. When did his love for them begin? What was so lavish about it? It began before the creation of the world. He loved them, even though they were sinners who would rebel against Him. He loved them by giving His beloved Son to suffer and die for their sins.

Close in prayer. (prayer suggestions included at end of story)

LESSON 2 STORY**Story of the Saints:****The Case of the Doctor Who Needed Patience**

"Now it's time for today's story called: **The Case of the Doctor Who Needed Patience.**

As you listen to the story, see if you can figure out:

1. Who was the doctor who needed patience? Who needed to be patient with him? How?

2. What did the Lord do to bring the change that was so patiently waited for?

(If desired, write these questions on a sheet of paper to refer to when the story is finished.)

Read story.

After reading story, ask for the children's answers to the questions.

1. Who was the doctor who needed patience? Who needed to be patient with him? How? Dr. William Mackay. His mother. She needed to patiently wait for the Lord to answer her prayers and hopes that her son would be saved.

2. What did the Lord do to bring the change that was so patiently waited for? He used the very Bible that she had him take with him to school.

2. What did the Lord do to bring the change that was so patiently waited for? He used the very Bible that she had him take with him to school.

Close in prayer. (prayer suggestions included at end of story)

2. DIGGING DEEP DOWN, continued**LESSON 3****New Testament Story:****The Case of the Chosen Who Needed Courage**
Acts 12:20-35

"Now it's time for today's story called: **The Case of the Chosen Who Needed Courage.**

As you listen to the story, see if you can figure out:

- 1. Who were the chosen? Who had chosen them and when?**
- 2. What did He chose them to be and to do? How did this give them courage?**

(If desired, write these questions on a sheet of paper to refer to when the story is finished.)

Read story.

After reading story, ask for the children's answers to the questions.

1. Who were the chosen? Who had chosen them, to be what? When did He chose them? The believers in Jesus (in general), but the believers in Ephesus (in this story). The Lord chose them to be His dear, adopted people, saved through Jesus. He did this before He even created the world.

2. Why did they need courage? What did they take courage from? Others in Ephesus were persecuting them for being Christians. From knowing that God had chosen them and made them His dear, adopted people. He would take care of them in this life and one day, take them to be with Him forever in heaven.

Close in prayer. (prayer suggestions included at end of story)

3. TAKING ACTION: Response Activities *(choose from among these activities)***Response Activities**

- **ACTS Prayer Activity:** Add your own prayer requests to the ACTS prayer
- **Sneaky Snack:** Story-related snack
- **Bible Truth Review Activity:** Game with questions related to the Bible Truth
- **Bible Truth Hymn:** Music activities to learn a portion of a Bible Truth-related hymn
- **Bible Verse Review Activity:** Game with questions related to Bible Truth Bible verse
- **Bible Verse Song:** Music activities to learn the Bible Verse song
- **Story Review Activity:** Game with questions related to the Bible Truth and Case
- **Case RePlay, Jr. and Sr.:** Two drama activities that review the story: one for younger children, one for older children.
- **Craft:** Story-related craft
- **VIPP (Very Important Prayer Person):** Game and a coloring activity to help children learn about people in your church and how to pray for them.

(VIP resources: found online or at back of this book)

4. TAKING IT TO OTHERS *Optional presentations for the last few minutes of class***Presenting to Other Children**

If you split the children into different response activities, you can gather the children together again and have each small group make presentations to show the other children what they learned. Presentation ideas are included in the resources for each activity.

Presenting to Parents

If you keep your children together for response activities, you can have them make a presentation of something they have learned to their parents when they come to pick them up from class. Presentation ideas are included in the resources for each activity.

5. TAKING IT HOME *(Take Home Sheet)***PFI Pronto**

Give out the PFI Pronto for the case story as well as any other materials as the children are dismissed.

BIBLE TRUTH 2, LESSON 1: PLANNER/OVERVIEW

GETTING STARTED: Welcome and Opening Songs (*introduce unit and get kids moving with these songs*)

Welcome to Praise Factory: PFI: Praise Factory Investigators Theme Song *PFI NIV Songs 8, Track 1*

Rules to Help Us Worship God and Love One Another: WoGoLOA Classroom Rules Song
PFI NIV Songs 8, Track 2

Big Question Under Investigation: Big Question 8 Songs *PFI NIV Songs 8, Tracks 3,4*

Big Question Bible Verse: 1 Chronicles 16:34 Song *PFI NIV Songs 8, Track 5*

DIGGING DEEP DOWN: Key Concept and Story (*introduce the Bible Truth and tell the related story*)

Bible Truth 2: God Loved His People Before They Loved Him

Bible Truth Hymn: Oh, How I Love Jesus, v.1 *PFI NIV Songs 8, Track 8*

Bible Verse: Ephesians 1:4-6

Bible Verse Song: For He Chose Us *PFI NIV Songs 8, Track 9*

Lesson 1 Old Testament: The Case of the Long-Lived Lavish Love
Ephesians 1; Romans 8; Genesis; Exodus; 1 Kings/ 1 Chronicles; 2 Kings/2 Chronicles; Luke; Acts; Revelation 7:9

TAKING ACTION: Response Activities (*choose from among these activities*)

Snack and Discussion Planner: God's Great Love for His People Shown Through the Cross

ACTS Prayer: Prayer Sheet

Bible Truth Review: Discussion Questions and Game: Rush to Safety

Bible Truth Hymn: Oh, How I Love Jesus, v.1 *PFI NIV Songs 8, Track 8*
Song, Sign Language and Song Game: Mimic Me! **PFI NIV Songs 8 BOOK or ONLINE**

Bible Verse Review: Ephesians 1:4-6 Discussion Sheet and Game: Which Way Did It Go?

Bible Verse Song: For He Chose Us Ephesians 1:4-5 *PFI NIV Songs 8, Track 9*
Song, Sign Language and Song Game: Word Take Away **PFI NIV Songs 8 BOOK or ONLINE**

Story Review: Discussion Questions and Game: What's in the Box?

Case Replay, Jr: Drama Activity for Youngest Children (children do same story actions together)

Case Replay, Sr: Drama Activity for Most Children (children re-tell story with individual parts)

Craft: God's People in Christ

VIPP (Very Important Prayer Person) Prayer Time: Coloring Sheets (back of book) and Game: Ball Roll Review

TAKING IT HOME: Take Home Sheet for Review and Family Devotions

PFI Pronto: Bible Truth 2, Lesson 1 **PFI NIV Prontos 8 BOOK or ONLINE**

The Case of the Long-Lived, Lavish Love by Connie Dever*Ephesians 1; Romans 8; Genesis; Exodus; 1 Kings/ 1 Chronicles; 2 Kings/2 Chronicles; Luke; Acts; Revelation 7:9***Our story is called:****The Case of the Long-Lived, Lavish Love.****As you listen to the story, see if you can figure out:**

1. Whose love was so long-lived? Who did he love?
2. When did his love for them begin? What was so lavish about it?

Our story today starts out before the beginning of time, when there was just God the Father, Son and Holy Spirit.

God knew them all. All of His people. Abraham and Sarah; Moses, the Israelites; King David and King Manasseh. Peter, and Paul...and many others whose names we don't know. A number too big for our little brains to count. But God could know them all and did know them all--all of His people.

And God didn't just know them when they were born or lived or died. He knew them long before that. Before anything had been created in the heavens or earth. Before the first ray of light shone in the universe or the earth took shape. Before the first dolphin leaped in the ocean or the majestic eagle played upon the wind or a woolly animal munched on a juicy blade of grass. Before wisp of cherubim wing brushed the air or their angelic voices rang out in praise of God. Why even before time itself began. God knew this great number of people, inside and out. And He did not just know them; He loved them with a special love.

You and I know something of love: warm hugs, kind words and hands ready to care for our needs. But even the best that we know of love is only like a tiny drop compared with the depths of God's love for His people.

God's love is full of patience and kindness. He is so slow to anger! When His people sin against Him, He forgives their sins and keeps no record of their wrongs. How completely He looks after them! His love is always protecting them from anything that is not for their good. He rescues them out of dangers and temptations. When they are scared, He quiets them with assurances of His love. And oh, how He greatly delights in them! The Bible tells us that He even rejoices over them with singing. Can you imagine: God singing over you because you bring Him so much joy? That is how it is

between God and His people. Everyone else's love may fail them, but God's love never will.

Now perhaps you are thinking: "Wow! There must be something really special about these people that He chose to fix His special love upon them even before He created the world. I wonder what it is that made them so attractive, so deserving?"

Well actually, there was absolutely NOTHING in Abraham and Sarah; Moses, the Israelites; King David and King Manasseh; Peter, and Paul nor any other of God's people that made them attractive or deserving of His special love. Matter of fact, there was every reason for them NOT to deserve it. Why? Because of something God saw and knew about every single one of them: they were all sinners!

Yep, all these people--like every other single person God would create--would choose to rebel against Him and His good ways. Abraham, He knew, would grow up as a worshiper of idols. He would lie about his wife, Sarah, to an Egyptian king. He put her in danger to keep himself safe! Sarah would only laugh at God's amazing promises to give her a child in her old age.

Moses would murder a man and runaway from the Egyptian leaders rather than accepting his punishment. The Israelites would forget how God had rescued them from the Egyptians and make idols to worship instead.

The best of their kings, David, would murder a man and take his wife. The worst of their kings, Manasseh, would build altars to idols in the Temple to the LORD and make terrible sacrifices to them.

One of Jesus' best friends, Peter, would deny he even knew Jesus to save his own life. Proud Paul boasted in

Story-telling Tips

Ahead of time:

1. Read the Bible verses and story. Pray!
2. Create story cue cards on index cards (or highlight text).
3. Practice telling story dramatically, timing your presentation. Shorten, if necessary to fit your allotted time.
4. Decorate area with story props that help bring your story alive.

During your presentation:

1. Maintain as much eye contact as possible as you tell the story. Point to/use props at important points in the story. Include the kids in your story with a few questions about what they think will happen or words/concepts that might be new to them.
2. Watch the kids for signs that their attention span has been reached. Shorten, if necessary.

his good works as a Pharisee and hated Christians so much that he had them put in jail or killed.

And the rest of God's people were no different. They would all be sinners, too. Far from deserving God's special love, they would deserve His wrath and eternal punishment for their sins.

But back there, before time began, God knew this. And still, it was His will and good pleasure to set His special love upon them. Instead of giving them the punishment they would deserve for their sins, He was choosing to lavish upon them every spiritual blessing—every good thing that God could give to the hearts of people.

How could God do this? Didn't His holiness require their sins to be punished? Yes, it did. So there was only one way to do what He chose to do. He must give them all to Jesus, the Beloved Son of God right there before the beginning. You see, none of God's people would never be able to deserve God's love, but Jesus did. And they would never be able to pay for their sins, but Jesus could.

So, in the most amazing display of love, God the Father gave these people to His Son. He proclaimed them "in Jesus Christ." Jesus would be their substitute. He would change places with them and do for them things they could never do themselves. He would take all the punishment for their sins on the cross, and in exchange, He would give them His standing of perfect holiness before His Father so they could be adopted as His own precious children, and receive all the spiritual blessing that were His. This would be to the praise of God's glorious grace--His love lavished upon undeserving sinners.

As God planned, so all things began. God created His beautiful, perfect world, and placed Adam and Eve in it. All too soon, their perfect relationship with God was broken as they rebelled against Him and His good ways. Death came to them and all people after them, as God's just punishment for sin.

Yet just as He had planned, year after year God's lavish love for His people in Jesus Christ flowed out irresistibly to them. He gave them the Bible to know His truth. He sent the Holy Spirit to work in their hearts, convicting them of their sins and giving them faith to believe. Through Jesus, He saved them from their sins

and filled them with power to live as He wanted them to live. He filled their voices with songs of praise of the wonders of His glorious grace--His love lavished upon undeserving sinners.

Abraham left his father's house and the idols he worshiped. By faith he believed the LORD and went to the land He promised him. Sarah's mocking turned to faith and praise as she became pregnant and gave birth to Isaac at the age of ninety years old!

Moses stood in the presence of the LORD on Mt. Sinai and believed. God gave him such faith in Him that he went back to Egypt to proclaim the greatness of the LORD to mighty Pharaoh himself and command him to let the Israelites go. Many of the Israelites turned away from idols and went back to worshiping the LORD. They trusted Him to lead them in victory against many powerful enemies.

Great king David was known as "a man after God's own heart" because of his great love for the LORD. King Manasseh repented of his sins in prison in Assyria. The LORD forgave him and had him freed to return to Jerusalem and destroy all the idols he once had worshiped. All these men and women lived before the coming of Jesus, yet they looked forward in faith to the day He would come.

Then there were others who lived in Jesus' time. The Lord forgave Peter for denying Him. And by His Holy Spirit, God gave Peter great boldness to proclaim Jesus as Lord. Instead of hiding from suffering, now Peter praised God for a chance to suffer and die for Jesus. Paul confessed himself the very worst of sinners. He counted everything he had been so proud about as garbage compared with knowing Jesus Christ.

The story of God's love didn't stop then. In the thousands of years since Jesus died on the cross and rose to reign in heaven, God has been continuing to work in the hearts of His people, bringing them each to repentance of their sins and faith in Jesus up to this very day. On God's love will go, fulfilling His plan until all His people, over the world, through all time, hear of God's amazing love for them and turn and believe in Him.

How will they hear this good news? Through God's people living today. There is still so much work to be

done; a message to take to every corner of the world that all may hear and come to God.

And what a glorious day it will be when at last, at the end of time, all of God's adopted children will all be gathered together for the first time! All that countless number will praise their wonderful Father who chose to love them; and Jesus, who chose to take their punishment for sin; and the Holy Spirit, who worked in their hearts and gave them the gift of faith. In one loud voice they will sing the praise of God's glorious grace-- His lavish love poured out upon them, just undeserving sinners. A love that began before the beginning of time and will never stop for all eternity.

Cracking the Case:

It's time to answer our Case Questions.

1. Whose love was so long-lived? Who did he love?

The LORD. He loved all of His people.

2. When did his love for them begin? What was so lavish about it?

It began before the creation of the world. He loved them, even though they were sinners who would rebel against Him. He loved them by giving His beloved Son to suffer and die for their sins.

Something for You and Me

Our Bible Truth is:

God Loved His People Before They Loved Him

Our Bible Verse is: Ephesians 1:4-6

"For He chose us in Him before the creation of the world to be holy and blameless in his sight. In love He predestined us to be adopted as His sons through Jesus Christ, in accordance with his pleasure and will-- to the praise of his glorious grace, which he has freely given us in the One he loves."

What about you and me? Can we be God's precious, adopted children? Can we be part of this great multitude of people loved by Him? Yes, indeed! He promises to adopt as His children all who confess their sins, turn away from and turn to Him in repentance and faith, trusting Jesus as their Savior. Let's praise God for His lavish love towards undeserving sinners. Let's praise Him for making them His precious adopted children and pouring out upon them all the spiritual blessings that belong to His Son Jesus. Let's ask Him to work in our heart that we might turn from our sins and trust in Jesus as our Savior. Let's ask Him to give us boldness to

share the great news of His amazing love to others that they too might turn from their sins, trust in Jesus, and become His precious children, too.

Close in prayer.

Closing ACTS Prayer

A God, we praise You for loving Your people from even before the beginning of the world.

C God, we confess that like all people, we are sinners. We cannot deserve Your love by our own goodness. We need a Savior!

T God, we thank You that even before the creation of the world, You knew Your people and planned to send Jesus to save them from their sins.

S God, we ask that You would work in our hearts that we might turn away from our sins and trust in Jesus as our Savior. Make us Your dearly loved, adopted people who will get to love You and know Your love forever.

Special Words

Lavish: Something that is overflowing full of richness and wonderfulness.

ACTS PRAYER ACTIVITY

Use this sheet to write down your ACTS Prayer

Instructions:

Use this sheet to help the children apply the Bible Truth into a prayer. You can use the ACTS provided or even better, have the kids think of their own applications. Also have the children add their personal requests to the prayer, too. Lead the children in the prayer or let them pray sections, with your help. Never force a child to pray! Non-readers can participate by you whispering a section of the prayer into their ear and allowing them to pray it aloud for the group.

ADORATION:

God, we praise You for being the One who loves Your people long before they love You!

God, we praise You for being.....

Add your own Adorations:

CONFESSION:

God, we confess that we are all sinners who have rebelled against You and Your wonderful love. We do not deserve to be Your people, but if we are to be Your people, You will have to save us. We need a Savior!

God, we have sinned against You....

Add your own Confessions:

THANKSGIVING:

Thank You, God for planning to save Your people from even before they were born, even before You created the world! Nothing would stop You from making them Your people!

God, we thank You for...

Add your own Thanksgivings:

SUPPLICATION:

God, work in our hearts. Help us to turn from our sins and trust in Jesus as our Savior. Make us Your people, who love, obey and enjoy You now and forever.

God, we need Your help...

Add your own Supplication:

SNEAKY SNACK

Can you figure out how this snack ties in with our case?

Snack: God's Great Love for His People Shown Through the Cross

Twisted pretzel "heart" laid on top of two stick pretzels made into a cross shape with Teddy Graham "people" around it to symbolize God's love for His people in Christ.

This is only a suggestion. Feel free to modify. Be mindful of allergy issues among your children!

Case Tie-in: From before the beginning of the world, the LORD knew and loved His people. One by one, He has been calling them to turn from their sins and trust in Jesus as their Savior. Through Jesus, they all can become His dearly loved, adopted people.

SOUL FOOD

Food for thought during snack time

1. What does the snack have to do with the story?

Choose a few questions from the other activity discussion sheets to talk about during this snack time.

2.

3.

4.

5.

6.

7.

Directions: Read and discuss Bible Truth, using a FEW of the questions. Play game. Feel free to modify the game to fit your children.

God Loved His People Before They Loved Him

Even before God created the world, He loved His people. Even back then, He knew all about them. He knew that they would be sinners like everyone else. He knew they would all rebel against Him and deserve His punishment for their sins.

Yet even though He knew all this about them before even a single one of them was born, He loved them deeply and wanted them to be His people. He chose to set His love upon them in a special way. He chose to send His Son, Jesus, to pay for their sins. He chose that by the Holy Spirit, He would give them faith in Jesus, and through that faith, He would forgive their sins. He would give them each a new heart to love and obey Him. They would be His special people--a countless number from every language and people on earth, who would live to enjoy Him and praise His amazing love forever.

We can know God's love and be His dearly loved people, too, when we turn from our sins and trust in Jesus as our Savior.

Understanding the Bible Truth

1. Who did God love even before He created the world? *His people.*
2. What did God know about His people, even back then? *Everything about them. He knew they would all rebel against Him.*
3. What was God's love for His people like? *The deepest of loves.*
4. What did God's people deserve for their sins against Him? *Eternal punishment, just like all other people.*
5. What did God chose to do for His people? *To set His love upon them in a special way. Chose to send Jesus at just the right time to pay for their sins; chose to give them new hearts to love and obey Him; chose to make them His special people.*
6. What are God's people like? *A countless number from every language and people on earth.*
7. What do God's people get to do? *Forever enjoy God's fellowship and sing the praises of His amazing love and mercy.*
8. How can we know God's love and be His dearly loved people, too? *By turning from our sins and trusting in Jesus as our Savior.*

Bible Truth Story Connection Questions

1. Who were some of God's people we learned about in today's story? *Abraham, Sarah, Moses, King David, King Manasseh, Peter, and Paul.*
2. When will all of God's people be gathered together? *Before the throne of God, at the end of time.*

Bible Verse Connection Question

1. What does our Bible Truth have to do with our **Bible Verse: Ephesians 1:4-6**: "For He chose us in Him before the creation of the world to be holy and blameless in his sight. In love He predestined us to be adopted as His sons through Jesus Christ, in accordance with his pleasure and will-- to the praise of his glorious grace, which he has freely given us in the One he loves."?

Before the beginning, God already knew and loved His countless number of people. He loved them not because of their own goodness, but in Christ. Through the forgiveness of sins He would give to them through His own Son. He made them His sons so that they would live to enjoy His fellowship and sing the praises of His amazing love and mercy forever. And He has done it all because it was His pleasure. It has happened perfectly, because it is His will.

Life Application Questions

1. Can we be God's people, loved long before we have loved Him? How? *Yes! When we confess our sins to God; turn from them; and trust in Jesus as our own Savior.*
2. How does knowing about God's love from before the creation of the world encourage us about people who have not yet trusted in Jesus as their Savior? *We can know that no matter how much they seem to reject the good news of Jesus, God is able to turn their hearts to Him and save them.*

ACTS Questions

1. What is something we can praise God for from this Bible Truth? *Praise God for His Special Love for His people that loved them first.*

2. What are sins we can confess to God because of this Bible Truth?

Confess specific ways that we have not loved God in what we've thought, said and done.

3. What is something we can thank God for because of this Bible Truth?

Thank God for choosing to love His people even though He knew they would rebel against Him.

4. What is something we can ask God for because of this Bible Truth?

We can ask God to work in our hearts that we would want to turn away from disobeying Him and trust in this wonderful Jesus as our own Savior. Ask God remind us each day of the good things He gives us. Ask Him to make us grateful for them and thank Him for them and help us to glorify Him in the way we use them.

The Gospel

1. How could God love His people, even though He knew they would be sinners? What was His great plan? What is the gospel?

God is the good Creator and King of the world. He made people to worship Him and live by His good laws. But we are all sinners who have rebelled against Him. We all deserve death--God's just, eternal punishment for our sins. How terrible! But God has good news for us. In His great mercy, God sent His Son Jesus to earth to save sinners. Yes, Jesus, the perfect Son of God, left His home in heaven and became a man. He lived the perfect life that pleases God. (He's the only one who has ever done that!) He offered it up to God His Father as the perfect sacrifice for sins when He suffered and died on the cross. Then, on the third day, Jesus rose from the dead in victory. He had fully paid for the sins of God's people, so they wouldn't have to! Now all who turn away from their sins and trust in Jesus as their Savior will receive forgiveness of sins and eternal life with God. They will be His very own special people who will know Him and enjoy Him forever. We can be God's people, too, if we turn from our sins and trust in Jesus as our own Savior.

Game: Rush to Safety

Materials

Construction Paper
CD and CD player
Masking Tape
Small bowl or bag
Bible Truth Questions

Preparing the Game

1. Choose 20+ questions for your game from the Bible Truth Discussion Questions, or make up your own.
2. Write the Bible Truth questions on small thin strips of paper (or make a photocopy of the Bible Truth Discussion Questions and simply cut them into strips) and put them in the bag/bowl.
3. Cut circles about 9" in diameter, enough for every child but one.
4. Tape the circles on the floor around the room.

Playing the Game

Point out the safety spot circles on the floor. Tell the children that you will tell the children to move however you command them to move, such as march, walk, skip, crab crawl, etc. (BUT NOT RUN!!!) when you play the music. But when the music stops, they are to get to a safety spot. Show them that there is one spot too few for them all so that someone will be caught out. The child who has no safety spot picks a question for the class to answer. If the class answers it correctly, then the child is added back into the group. If not, then the child stays out and another safety spot is removed.

Game continues as number of questions, time, and attention span allow.

NOTE: Have the children who are "out" help make up actions for the other children to do, put them in charge of the music, etc. along with you. This will keep them happily occupied as they continue.

Non-competitive Option

Have the child without a safety spot choose a question for the class, but then join the game, even if the class gets it wrong. Add the question back into the bag for further review. Don't reduce the number of safety spots.

Optional TAKING IT TO OTHERS Activity: Quiz Questions

Have the children choose a few of the questions from the game to ask the parents/other children during TAKING IT TO OTHERS time. Help pre-readers by whispering the question in their ear and letting them ask it aloud to the parents/other children. Make sure you read the Bible verse aloud before you ask your questions.

Directions:

1. Write words to song in large print before class.
2. Play the song for the children, helping them follow along on the song sheet.
3. Discuss the song, using a few questions from the discussion sheet. *Don't use them all!*
4. Introduce sign language for key words of your choice from sign language sheet for your song. Use as few or as many as you think the children can learn.
5. Sing and sign the song. Sign language as well as large format lyrics and sheet music are found in the PFI Unit Songbook or online.
6. If desired, play the Song Game.

Optional TAKING IT TO OTHERS Activity: Presenting and Singing the Song

1. Sing and sign the song, encouraging the watching children/parents to join in.
2. Ask the class some of the questions listed below. The Bible Truth Connection Question is particularly good to help them understand how the song ties in with the Bible Truth.

Oh, How I Love Jesus

Verse 1

There is a name I love to hear,
I love to sing its worth;
It sounds as music in my ear,
The sweetest name on earth.

Oh, how I love Jesus,
Oh, how I love Jesus,
Oh, how I love Jesus,

Listen to it on PFI NIV Songs 8, Track 8

Understanding the Song

1. What does is the name the singer loves to hear? *The name of Jesus.*
2. What does the singer love to sing about and what does that mean? *The worth of the name of Jesus. Worth means what is good and valuable about it.*
3. What does Jesus' name mean and how does that tell us of its worth? *It means 'Yahweh saves.' It is of greatest worth because we all are sinners, deserving eternal punishment for our rebellion against God. We never can never save ourselves from this punishment. Only Yahweh, who sent His Son, Jesus to live a perfect life and offer it up on the cross as the perfect sacrifice for sins could do what was needed to save us. Jesus' name tells us of this greatest act of love that Yahweh did for all who would ever turn and trust in Him. There is nothing worth more than the name of Jesus!*
4. What does it mean that Jesus' name sounds like music in the ear? *Not that it sounds like someone singing. It's an expression meaning something is really good news.*
5. What does 'sweetest name on earth' mean? *Not sweet-tasting like sugar. Sweetest also mean the best. Jesus' name is the best name on earth.*
6. What makes Jesus' name the best on earth? *He alone could save sinful people from the eternal punishment they deserve.*
7. What does the singer love Jesus? Why is that so important to him? *Because Jesus first loved him. The Bible tells us that God loved us while we still were sinners, living in rebellion and hatred of Him. He sent Jesus to die for His sinful people before they loved Him. When the Holy Spirit worked in their hearts, they each came to believe in Him, love Him, and turn and live their lives for Him. Without Him first loving us, we would never have chosen to love Him! The singer is so grateful for God's loving him first!*

Bible Truth Connection Question

1. How does this song relate to our **Bible Truth: God Loved His People Before They Loved Him**? *Through Jesus, God loved His people before they loved Him. He loved them while they were still sinners. He loved them even before the creation of the world. This makes God's people so happy! They know that their sinful hearts would never choose God if He had loved them and chose them first. They know without God choosing to send Jesus to save them from their sins, they would never ever know God. This makes the name of Jesus the sweetest name on earth.*

Story Connection

1. How does this song relate to today's story? *When Abraham, Sarah, Moses, King David, King Manasseh, Peter, Paul and the whole great multitude of God's people gather around His throne at the end of time, they will all sing of God's great love for them in Jesus. They will praise Him as King of Kings and Lord of Lords. Truly the sweetest name on earth—and in heaven—for through Him God loved them first and chose to pour out His richest blessing on them.*

Bible Connection Question

1. What does this hymn have to do with our Bible Verse: **Ephesians 1:4-6**: "For He chose us in Him before the creation of the world to be holy and blameless in his sight. In love He predestined us to be adopted as His sons through Jesus Christ, in accordance with his pleasure and will-- to the praise of his glorious grace, which he has freely given us in the One he loves."?

God's people love Jesus because they know that in Him, God loved them long before they loved Him. He even loved them and planned for them to be His dearly loved, adopted children from before the creation of the world. God's people know that even in "scenes of deepest gloom" (hard or sad times) that God's plans stand firm. They do not need to murmur or repine (complain or stay sad) because the Lord is leading them. His plans are good and they are unfailing. God's people can be content because they know that His plans will succeed and one day they will see just what great things He was doing, even through their hardest or saddest of days.

Life Application Questions

1. How can God's people be affected by the message of this song? *They can praise God for loving them first when they were still sinners in rebellion against Him; for loving them even before He created the world. They can thank God for making them His adopted children. They can ask Him to fill their hearts with greater delight in Him and all He's done for them. They can ask Him to help them to live obedient lives that please Him.*

2. How can we become one of God's people? *By turning away from our sins and trusting in Jesus as our own Savior.*

ACTS Questions

1. What is something we can praise God for from this hymn?

Praise God for being the Lover of His people, long before they loved Him.

2. What are sins we can confess to God from this hymn? *That we, like all people, do not love God on our own. We have all chosen to do things our own way. Only through Jesus do any of us ever love God.*

3. What is something we can thank God for from this hymn?

We can thank God sending Jesus to save His people from their sins.

4. What is something we can ask God for from this hymn?

That God would work in our hearts that we might turn from our sins and trust Jesus as our Savior. We can ask Him to fill our hearts with love for Him and with thankfulness for what God has done His people through Jesus.

Gospel Question

1. Why do people not love God? How can anyone be forgiven for their lack of love for God? What is the gospel?

God is the good Creator and King of the world. He made people to worship Him and live by His good laws. But we are all sinners who've rebelled against Him. We all deserve death--God's just, eternal punishment for our sins. How terrible! But God has good news for us. In His great mercy, God sent His Son, Jesus to earth as a man to save sinners. He lived the perfect life that pleases God. (He's the only one who's ever done that!) He offered it up to God His Father as the perfect sacrifice for sins when He suffered and died on the cross. Then, on the third day, Jesus rose from the dead in victory. He had fully paid for the sins of God's people, so they wouldn't have to! Now all who turn away from their sins and trust in Jesus as their Savior will receive forgiveness of sins and eternal life with God. They will be His very own special people who will know Him and enjoy Him forever. We can be God's people, too, if we turn from our sins and trust in Jesus as our own Savior.

Song Game: Word Take Away

Materials

Sign Language Signs and Song

White board and marker

Eraser

Preparing the Game

1. Write the words to the song on a white board.

Playing the Game

1. After children have learned the song and signs well, then tell the children that you are going to leave out words from the song (that you've learned signs for) and just do the sign in its place.
2. Have the children help you choose a word to take out. Erase the word from the board. Review the sign the for erased word.
3. Sing the song, trying to remember to NOT sing the word and do only the sign.
4. Continue to take out words until all of the words (with signs) have been taken out.

Game continues as number of questions, time, and attention span allow.

choose a FEW questions for discussion, then choose the game and/or music activity

Meditation Version: Ephesians 1:4-6

"For He chose us in Him before the creation of the world to be holy and blameless in his sight. In love He predestined us to be adopted as His sons through Jesus Christ, in accordance with his pleasure and will-- to the praise of his glorious grace, which he has freely given us in the One he loves."

Shortened Memory/Games Version: Ephesians 1:4,5

"...He chose us in Him before the creation of the world to be holy and blameless in his sight. In love He predestined us."

Understanding the Bible Verse

1. Who is He? *The Lord.*
2. Who is the "us" that the Lord chose? *Paul is writing this letter to believers who lived in Ephesus. That is the original "us" who is talked about. But it is true of all God's people—all who will ever repent of their sins and trust Jesus as their Savior.*
3. When did the Lord choose His people? *Before the creation of the world.*
4. What did He choose them to be? *Holy and blameless in His sight.*
5. Since we are all sinful people, how can we be holy and blameless in God's sight? *Only through Jesus. That's why God's people had to be CHOSEN to be holy and blameless in His sight. He was choosing that they would repent of their sins and trust Jesus to be their Savior. Jesus is holy and blameless. He never did anything wrong. Only He could be a perfect payment for sin. He chose to suffer and die on the cross to take the punishment for all His people's sins. Then they would be holy and blameless in God's sight.*
6. What does predestine mean? *To chose ahead of time that something will happen, without a doubt.*
7. What did God do out of His love for His people? *He predestined that they would be adopted as His sons through Jesus Christ.*
8. Can girls be sons, too? *Yes. Sons means sons and daughters.*
9. What does it mean to be adopted? *To make someone who isn't born their child, their own child, by law. The parent treats this adopted child as his very own, with all the same love and special good things that he would give a child born to him.*
10. How could God adopt His people? *By their own good works? By their own holiness and blamelessness? No. He could only adopt them through Jesus. They were sinful. Only through trusting in Jesus as their Savior and being forgiven of their sins, could God adopt His people.*
11. What is so good about being adopted and treated as sons of God? *God will forever lavish on His people the same love, wonderful closeness and special good things that He lavishes on His Son, Jesus.*
12. Why did God chose to adopt His people? *It was His own pleasure and will. Nobody made Him do this. He just wanted to. It would be to the praise of his glorious grace, given to His people through Jesus.*
13. What is grace? What is glorious about God's grace given through the One He loves (Jesus)? *Grace is a gift that we don't deserve. God's grace gives His people everything they need to live for Him and to be saved by Him. They could never deserve for Him to do this because they are all sinners. But through Jesus, God's perfect Son, He gives them His grace. It's glorious grace because it shows just how wonderful God is.*
14. Why is Jesus called the One God loves? Doesn't He love us, too? *God's love for Jesus is different than His love for anyone else. That's because Jesus is God's Son and He has always perfectly loved and obeyed God, His Father. God loves His people through Jesus and because of Jesus. They are all sinners who deserve God's punishment, not His love. Out of His amazing love for us, God sent His one and only Son, Jesus, to offer up His perfect life as the perfect payment for their sins. Jesus paid for their sins so that they could all enjoy God's love, as if they had lived as perfect lives as Jesus. Wow!*

Bible Truth Connection Question

1. What does this verse have to do with the **Bible Truth: God Loved His People Before They Loved Him?** *God loved His people long before they loved Him. He loved them and chose to adopt them as His sons, even before He created the world.*

Story Connection Questions

1. How does this verse relate to our story? *Before the beginning, God loved chose Abraham, Sarah, Moses, King David, King Manasseh, Mary, Peter, Paul and a great multitude of others. Even then He knew they would be sinners, yet in love He chose to adopt them as His beloved sons in Jesus.*

Life Application Questions

1. Can we be God's adopted, chosen sons? *Yes! When we confess our sins to God; turn from them; and trust in Jesus as our own Savior.*

ACTS Questions

1. What is something we can praise God for from this Bible Verse?

Praise God for being the Chooser and Saver of His people.

2. What are sins we can confess to God from this Bible Verse?

That we have all turned away from God. We deserve God's punishment, not to be His adopted children! We need a Savior!

3. What is something we can thank God for from this Bible Verse?

We can thank God for sending Jesus to save His people. There is no other way that they could become His dearly loved, adopted people.

4. What is something we can ask God for from this Bible Verse?

We can ask God to work in our hearts that we would want to turn away from disobeying Him and trust in this wonderful Jesus as our own Savior. We can ask Him to make us His dearly loved, adopted children.

The Gospel

1. We are all sinners who could never deserve to be God's people by our own goodness. God knew this from before the creation of the world. What did God plan to do to adopt His people? What is the gospel?

God is the good Creator and King of the world. He made people to worship Him and live by His good laws. But we are all sinners who have rebelled against Him. We all deserve death--God's just, eternal punishment for our sins. How terrible! But God has good news for us. In His great mercy, God sent His Son Jesus to earth to save sinners. Yes, Jesus, the perfect Son of God, left His home in heaven and became a man. He lived the perfect life that pleases God. (He's the only one who has ever done that!) He offered it up to God His Father as the perfect sacrifice for sins when He suffered and died on the cross. Then, on the third day, Jesus rose from the dead in victory. He had fully paid for the sins of God's people, so they wouldn't have to! Now all who turn away from their sins and trust in Jesus as their Savior will receive forgiveness of sins and eternal life with God. They will be His very own special people who will know Him and enjoy Him forever. We can be God's people, too, if we turn from our sins and trust in Jesus as our own Savior.

Game: Balancing Act

Materials

Bible verse written up in large print so that all can see
 10 or so various balance-able items, per team
 (erasers, plates, rulers, books, shoes, etc.)
 Paper, marker
 2 baskets/boxes per team

Preparing the Game

1. Make copy of the verse per team and cut it apart into as many parts as there are items per team. Number these verse pieces in order.
2. Make a sign per team of the verse. If you have a lot of non- or early readers, write the verse in easy to read print, numbering each word/section that correspond to the sections on the cut-up version of the verse. If your children are all proficient readers, do not write the verse on the poster board, but simply draw lines and number them 1-10, corresponding to the 10 verse pieces.
3. Write down and cut out the numbers used on the verse pieces and put in a little bag or jar.
4. Use masking tape to mark starting line. Tape the verse pieces to the items and make a pile for each team at the far end of the relay area.
5. Place items for each team in a basket and place at each team's starting point. Place the other baskets at the other end of the relay area.

Learning the Verse

Some or all of your children may be non- or early readers. Teach the verse in sections, having them say it after you. Repeat a few times. Add clapping or other movement as they say it.

Directions

1. If desired, lead the children in a discussion of a **FEW** of the most important questions before beginning game.
2. Explain the game to them as follows:

Divide the children into teams and have them line up at a start line. Have the whole group say the verse together. Then draw a number from the bag. Tell the first person in each line to pick an item from the basket at the starting line. They are to put it on their head, and balance it down to the other end. If they drop the item, they just pick it up and continue from that point. When they get there, they are to put their balanced item in the basket and then say the verse to the leader. The leader will then give them the piece of verse with the number on it that was drawn. The two children then rush back to their team with the verse piece and sit down at the back of the line. When all items have been taken down to the other end and all verse pieces retrieved, have been retrieved, they will then put all the pieces in verse order. If working with less confident readers, point out to them that they can use the sign you made and the numbers in the verse pieces as hints to help them line it up properly. After getting it in order, the team will finish by saying the verse all together. The first team to do so, wins.

Non-competitive Option

Don't divide the children into teams. Have them say the verse together, then have one child retrieve the correctly numbered verse piece for the group. Everyone assembles and says the verse together at the end.

Optional **TAKING IT TO OTHERS** Activity: Quiz Questions

Have the children choose a few of the questions from the game to ask the parents/other children during **TAKING IT TO OTHERS** time. Help pre-readers by whispering the question in their ear and letting them ask it aloud to the parents/other children. Make sure you read the Bible verse aloud before you ask your questions.

Directions:

1. Write words to song in large print before class.
2. Play the song for the children, helping them follow along on the song sheet.
3. Discuss the song, using a few questions from the discussion sheet. *Don't use them all!*
4. Introduce sign language for key words of your choice from sign language sheet for your song. Use as few or as many as you think the children can learn.
5. Sing and sign the song. Sign language as well as large format lyrics and sheet music are found in the PFI Unit Songbook or online.
6. If desired, play the Song Game.

Optional TAKING IT TO OTHERS Activity: Presenting and Singing the Song

1. Sing and sign the song, encouraging the watching children/parents to join in.
2. Ask the class some of the questions listed below. The Bible Truth Connection Question is particularly good to help them understand how the verse ties in with the Bible Truth.

For He Chose Us

For He chose us in Him before the creation,
 Before the creation of the world,
 To be holy and blameless in his sight,
 Yes, he chose us before the creation of the world.
 In love he predestined us to be adopted as His sons,
 Through Jesus Christ,
 With His will and pleasure
 Yes, In love He predestined us.

Listen to it on PFI NIV Songs 8, Track 9

Song Game: Big Voice, Little Voice

Materials

Song
 Sign language signs used in the song printed out onto little cards
 Blindfold

Preparing the Game

None.

Playing the Game

1. Practice the song and signs until the children know them well. Then tell them: "Children, we are going to hide a sign language sign and see if one of you can find it... with a little help from the rest of us!"
2. Choose someone to be "It" and blindfold them. Choose another child to hide one of the sign language cards. When it's hidden, "It" can remove the blindfold and begin to look.
3. The rest of the children will sing the song in a louder voice when "It" gets closer to the hidden sign and quieter when "It" gets further from the sign.
4. When "It" finds the hidden clue, another "It" is chosen and play begins again.

Game continues as number of questions, time, and attention span allow.

Directions: Read and discuss Bible Truth, using a FEW of the questions. Play game. Feel free to modify the game to fit your children.

General Story Questions

1. When did God's love for His people begin? *Before the creation of the world.*
2. What was God's love for His people like? *Patient, kind, forgiving their wrongs, protects, cares, comforts, sings over them with joy.*
3. What was so special about God's people that He loved them like this? *Nothing.*
4. What did God know His people would be like? *Sinful and deserving His eternal punishment.*
5. How could God lavish His people with His love, if His holiness meant their sins must be punished? *He gave them to Jesus. He loved them through Him. Jesus would be their substitute, taking the punishment for their sins, Himself, and giving them His perfect holiness.*
6. Why did God chose to love His people like this? *For the praise of His glory and goodness.*
7. What would Abraham be like? *How would he be changed by God's love? Worshiper of idols; lie to Egyptian king about wife and put her in danger to protect himself; then, received faith from the LORD. Left idols and followed God to a new Promised Land.*
8. What would Sarah be like? How would she be changed by God's love? *Laugh at God's promise of a child in her old age; believe in faith and joy as she became pregnant with Isaac at 90.*
9. What would Moses be like? How would he be changed by God's love? *Murderer and run away from Egyptians. Stand before God on Mt. Sinai and believe. Boldly go back to Egypt to rescue Israelites from Pharaoh.*
10. What would the Israelites be like? How would they be changed by God's love? *Forget the LORD and worship idols. Turn away from idols and worship the LORD.*
11. What would King David be like? How would he be changed by God's love? *Murder a man and take his wife. Convicted on his sins, confess them and ask God for a clean heart.*
12. What would King Manasseh be like? How would he be changed by God's love? *Setting up idols in Temple and making terrible sacrifices to them, doing magic, being dragged away by Assyrians to prison. Repent, be forgiven by the LORD. Released from prison and goes back to remove all the idols.*
13. What would Peter be like? How would he be changed by God's love? *Denies Jesus to keep himself save. Jesus forgives him, Holy Spirit gives him boldness to suffer and die for Jesus.*
14. What would Paul be like? How would he be changed by God's love? *Boast in his good works and imprison and kill Christians. Believe in Jesus and tell everyone that all his good works are garbage compared to knowing Jesus.*
15. What has God done in the lives of millions of His people? *Irresistibly loved them, just like these people.*
16. What is God doing in the lives of His people even today and until the end of time? *Irresistibly loving them, just like these people.*

Bible Truth Connection Questions

1. What does this story have to do with our Bible Truth? *It is the story of how God knew how sinful His people would be, but through His Son Jesus, He chose to love them with His lavish love.*

Bible Verse Connection Question

1. What does the story have to do with our **Bible Verse: Ephesians 1:4-6**: "For He chose us in Him before the creation of the world to be holy and blameless in his sight. In love He predestined us to be adopted as His sons through Jesus Christ, in accordance with his pleasure and will-- to the praise of his glorious grace, which he has freely given us in the One he loves.?"

Before the beginning, God already knew and loved His countless number of people. He loved them not because of their own goodness, but in Christ. Through the forgiveness of sins He would give to them through His own Son.

Life Application Questions

1. Can we be God's people? *Yes! God promises that He will make anyone who comes to Him, confessing their sins, turning from them and trusting in Jesus as their Savior His people.*

ACTS Questions

1. What is something we can praise God for being that we learned in our story?

Praise God for loving His people from even before the beginning of the world

2. What is something we can confess as sin that we learned in our story?

Confess that like all people, we are sinners. We cannot deserve God's love by our own goodness. We deserve His punishment. We need a Savior!

3. What is something we can thank God for that we learned in our story?

We can thank God for planning to send Jesus to save His sinful people, even before the creation of the world.

4. What is something we can ask God for that we learned in our story?

We can ask God to work in our hearts, helping us to turn away from our sins and trust Jesus as our own Savior. We can ask Him to make us His dearly loved, adopted people who will get to love Him know His love forever.

The Gospel

1. How could God love His people, since they were sinners and He is the holy God? What is the gospel?

God is the good Creator and King of the world. He made people to worship Him and live by His good laws. But we are all sinners who have rebelled against Him. We all deserve death--God's just, eternal punishment for our sins. How terrible! But God has good news for us. In His great mercy, God sent His Son Jesus to earth to save sinners. Yes, Jesus, the perfect Son of God, left His home in heaven and became a man. He lived the perfect life that pleases God. (He's the only one who has ever done that!) He offered it up to God His Father as the perfect sacrifice for sins when He suffered and died on the cross. Then, on the third day, Jesus rose from the dead in victory. He had fully paid for the sins of God's people, so they wouldn't have to! Now all who turn away from their sins and trust in Jesus as their Savior will receive forgiveness of sins and eternal life with God. They will be His very own special people who will know Him and enjoy Him forever. We can be God's people, too, if we turn from our sins and trust in Jesus as our own Savior.

Game: What's in the Box?

Materials

10-20 Various props or pictures with an association with the story
Paper and Marker
Large box or basket
Story Review Questions

Preparing the Game

1. Choose 20+ questions for your game from the Story Review Discussion Questions, or make up your own.
2. Place the props/pictures in the box.

Playing the Game

Divide the children into two teams. Teams will take turn having one of their members reach into the box and pull out a story prop/picture. He will show it to his team and they will come up with an answer as to how that particular prop relates to the story. A correct answer wins 2 points for the team. The team can double their points if they can also tell something from the story they learned about God or about how He wants His people to live. If the team is unable to come up with an answer, then the other team can give an answer for 1 point. For extra fun, you can add some props/pictures that have nothing to do with the story, making the children eliminate them....or even try to think of way it could be added to the story.

Game continues until all children get to pull out a prop/picture,, or as number of questions, time, and attention span allow.

Non-competitive Option

Have the children sit down in a circle around the box. Have the children take turns pulling props/pictures out of the box for the other children to tell what it has to do with the story.

Optional TAKING IT TO OTHERS Activity: Quiz Questions

Have the children choose a few of the questions from the game to ask the parents/other children during TAKING IT TO OTHERS time. Help pre-readers by whispering the question in their ear and letting them ask it aloud to the parents/other children.

CASE REPLAY ACTIVITIES

Use this guide to review the Case Story and act it out for others to enjoy!

CASE REPLAY, JR: YOUNGEST CHILDREN

Description: The children will act out the story together, everyone doing the same action/sound effect at the same time. This activity is most suitable for kindergarteners.

Materials

The Case RePlay, Jr. script for younger children

Preparation

1. Read through the script and write in the blanks along the side possible actions/sound effects the children could do to act it out.

Instructions

1. Tell the children that they will be re-enacting the story together as you tell it.
2. As you read the script, lead the children in actions/sound effects to do with you.
3. If desired, you can read the script and stop at certain sentences and ask them what a good action/sound effect would be to act out what you just read.
4. Repeat the re-enactment one or two times more.

CASE REPLAY, SR: OLDER CHILDREN

Description: The children act out the story as a three-scene play. You will narrate it using the Case RePlay, Sr. script and they will act it out (no spoken words, for the most part), with each child assuming a different character's role. This activity is most suitable for first grade and up. You will review the story, then practice it a few times before performing it for others.

Materials

The Case RePlay, Sr. script
White board or other large format paper
Costumes and props

Preparation

1. Prepare for the play by choosing costumes and props for each character in the story. Decorate the area with any scenery props.
2. Write the words "Beginning," "Middle," "End" on a large piece of paper/whiteboard with plenty of space under each heading. You will use this paper to help the children think about the story as a three-scene play, as it is presented in the script.

Instructions

1. Tell the children that they will get to act out the story as a three-scene play, with a beginning, middle and end section. Tell them that before they can act it out, they need to think it out. as you narrate it with your script.
2. Take the children's answers as they recount the story, helping them put key incidents in the right order.
3. If desired, when they have filled in their Beginning, Middle, End, read through your whole (real) script, so they hear exactly what you will have them act out.
4. Then tell the children that it's time to practice acting out the story.
5. Assign parts to each child. If you are using costumes, do NOT give them out at this point. They will be a distraction.
6. Have all the children sit on the floor or in chairs on one side of the "stage," then call the characters up in place as their part in the story comes.
7. As you read the script, guide the children in where you want them to move or do to act it out.
8. After going through the whole script once, give out any costumes and props and act out the script once or twice more.

Optional TAKING IT TO OTHERS Activity: Re-enacting the Story

Read the script as the children act out together (younger) or assuming different roles (older) as the other children or the parents watch.

CASE REPLAY, JR--YOUNGER KIDS (KINDERGARTEN) P.2

“Welcome to our play! The name of our story is called: The Case of the Long-Lived Lavish Love.

This is an Old Testament story. It starts out even before God created the world.

And now we present: “The Case of the Long-Lived Lavish Love.”

Scene 1:

Actions:

Before the world was created, God knew and loved all His people with a special love. He knew and loved, Abraham, Sarah, Moses, the Israelites, King David, King Manasseh, Peter, Paul and others. God loved them with the most wonderful of loves. The LORD loved His people this way NOT because they would do anything or be anything that deserved His love. No. He knew even before He created them that they, like everyone else, would be sinful and rebellious.

Scene 2:

Abraham worshiped idols and lied about his wife, Sarah to an Egyptian king. He put her in danger to keep himself safe. Sarah laughed at God’s promises to give her a son because she was an old woman; Moses murdered a man and then ran away to avoid punishment. The Israelites forgot how God rescued them and worshiped idols instead. Good King David murdered a man and took his wife. Bad King Manasseh set up worshiped idols in the Temple, then was dragged off to prison by the Assyrians, Peter, Jesus’ good friend, denied Him to save his own life. Paul was proud in his own good works and tried to kill Christians. All the other of God’s people would be just as bad. They didn’t deserve God’s special love. No! They deserved His eternal punishment. But He still loved them and planned to lavish them with every spiritual blessing. God gave them to Jesus, His own dear Son. Jesus would be their substitute. He would take all their punishment and He would give them His holiness. They would be adopted as God’s children. They could receive all the spiritual blessings that He deserved and they didn’t. He did this to the praise of His name.

Scene 3

As God planned, it all happened. The world was created and all people rebelled against God, deserving His eternal punishment. Yet also as He planned, God’s lavish love flowed out to His people. He gave them the Bible to know truth. He sent the Holy Spirit to work in their hearts, and Jesus to die on the cross to save them. Abraham turned from idols and trusted in the LORD, following Him away to a new, Promised Land. Sarah’s laugh turned to faith and praise when she got pregnant at 90 years old. Moses stood on Mt. Sinai in God’s presence and believed. He went back to Egypt to boldly rescue the Israelites. Many Israelites stopped worshiping idols and turned back to worship the LORD. David was known as “a man after God’s own heart” because of his great love for the LORD. Manasseh confessed his sins to the LORD. The LORD forgave him, freed him from prison. He went back and destroyed all the idols. All these people looked forward in faith to Jesus’ day. In Jesus’ day, Jesus forgave Peter and he went on to boldly suffer and die for Jesus. Jesus appeared to Paul on the Damascus Road. Paul believed and declared that everything about himself he used to boast about was now like garbage compared to knowing Jesus. The same things happened to the countless other of God’s beloved people who have lived in the hundreds of years since...and will continue until they all have turned to the LORD and believed in Him. Then at last, they will all be together in God’s presence, praising Him in one, big voice for His lavish love.

Bible Truth Tie-In:

The Bible Truth we are learning is: **God Loved His People Before They Loved Him.** This story tells us that God knew how sinful His people would be, but through His Son Jesus, He chose to love them with His lavish love.

CASE REPLAY, SR--OLDER KIDS (1ST GRADE AND UP) P.3

"Welcome to our play! The name of our story is called: The Case of the Long-Lived Lavish Love.

This is an Old Testament story. It starts out even before God created the world.

The characters in our story are: Abraham, Sarah, Egyptian King, Moses, Pharaoh, Israelites, David, Man (Uriah) and Wife (Bathsheba), Manasseh, Assyrians, Peter and Paul.

And now we present: "The Case of the Long-Lived Lavish Love."

Scene 1: (Beginning)

Before the world was created, God knew and loved all His people with a special love. He knew and loved, Abraham, Sarah, Moses, the Israelites, King David, King Manasseh, Peter, Paul and others. God loved them with the most wonderful of loves. The LORD loved His people this way NOT because they would do anything or be anything that deserved His love. No. He knew even before He created them that they, like everyone else, would be sinful and rebellious.

Scene 2: (Middle)

Abraham worshiped idols and lied about his wife, Sarah to an Egyptian king. He put her in danger to keep himself safe. Sarah laughed at God's promises to give her a son because she was an old woman; Moses murdered a man and then ran away to avoid punishment. The Israelites forgot how God rescued them and worshiped idols instead. Good King David murdered a man and took his wife. Bad King Manasseh set up worshiped idols in the Temple, then was dragged off to prison by the Assyrians, Peter, Jesus' good friend, denied Him to save his own life. Paul was proud in his own good works and tried to kill Christians. All the other of God's people would be just as bad. They didn't deserve God's special love. No! They deserved His eternal punishment. But He still loved them and planned to lavish them with every spiritual blessing. God gave them to Jesus, His own dear Son. Jesus would be their substitute. He would take all their punishment and He would give them His holiness. They would be adopted as God's children. They could receive all the spiritual blessings that He deserved and they didn't. He did this to the praise of His name.

Scene 3: (End)

As God planned, it all happened. The world was created and all people rebelled against God, deserving His eternal punishment. Yet also as He planned, God's lavish love flowed out to His people. He gave them the Bible to know truth. He sent the Holy Spirit to work in their hearts, and Jesus to die on the cross to save them. Abraham turned from idols and trusted in the LORD, following Him away to a new, Promised Land. Sarah's laugh turned to faith and praise when she got pregnant at 90 years old. Moses stood on Mt. Sinai in God's presence and believed. He went back to Egypt to boldly rescue the Israelites. Many Israelites stopped worshiping idols and turned back to worship the LORD. David was known as "a man after God's own heart" because of his great love for the LORD. Manasseh confessed his sins to the LORD. The LORD forgave him, freed him from prison. He went back and destroyed all the idols. All these people looked forward in faith to Jesus' day. In Jesus' day, Jesus forgave Peter and he went on to boldly suffer and die for Jesus. Jesus appeared to Paul on the Damascus Road. Paul believed and declared that everything about himself he used to boast about was now like garbage compared to knowing Jesus. The same things happened to the countless other of God's beloved people who have lived in the hundreds of years since... and will continue until they all have turned to the LORD and believed in Him. Then at last, they will all be together in God's presence, praising Him in one, big voice for His lavish love.

Bible Truth Tie-In:

The Bible Truth we are learning is: **God Loved His People Before They Loved Him.** This story tells us that God knew how sinful His people would be, but through His Son Jesus, He chose to love them with His lavish love.

God's People in Christ

Description

Children will decorate a doily heart with markers, then glue a cross and people to it.

Materials

8" round (or bigger), white paper doily, 1 per child

If possible, get ones with lots of patterns in the "lace" around the edge. This makes the best decorating.

Red, brown construction paper

International people pictures on following page, printed out on color printer, 1 set per child

Glue sticks

Scissors

Markers, thin tipped, if possible

Preparing the Craft

1. Cut out red heart and cross, using Patterns #1 and #2, one per child.
2. Print out International people pictures on color printer, 1 set per child.
3. Set out other supplies.

Making the Craft

1. Show the sample of the craft you have made.
2. Have the children color in designs around edge of white doily.
3. Glue down heart, then cross on top of heart, in middle of doily.
4. Glue the people around heart shape.

NOTE: For youngest children, or if short on time, you can leave off the decoration of the doily with markers.

Optional TAKING IT TO OTHERS Activity: Craft Presentation

If you are presenting the craft to other children or parents the children can hold up their crafts (or your model craft) and read their Bible Truth Connection answers to explain the importance of the craft.

CASE CRAFT**Discussion Guide****Instructions:**

As the children are settled into making their craft, ask them these questions to help them understand the craft's significance. Use the answers provided to guide the children's answers.

Discussion Questions

1. When did God first love His people? *Even before He created the world!*

2. What was it about God's people that attracted Him to them?

There was nothing in them that attracted God to them and caused Him to love them.

3. Why did God love His people?

It was only because of what Jesus would do for them; and, because it was simply His good will and pleasure to love them, even though they didn't deserve it.

4. What is the Bible Truth that we are learning?
God Loved His People Before They Loved Him.

5. What does our craft have to do with our Bible Truth: God Loved His People Before They Loved Him?

God knew His people would be sinners deserving His punishment, even before He created them. But before He even created the world, He chose to love them, save them and adopt them as His own children through His Son, Jesus Christ.

6. What can this craft help us remember?

We, too, can be God's dearly loved, adopted children, too, if we confess our sins to God, turn away from them and trust Jesus as our own Savior.

TAKING IT TO OTHERS**Craft Presentation****Instructions:**

Have children hold up your model craft/their crafts. Choose five children (or you say) the five sections below to explain the craft's importance.

Presentation:

1. Our craft is: God's People in Christ.

2. When there was nothing but God, before the creation of the world, God loved His people in Christ not because of anything good in them, but because of what Jesus would do for them, and because it was His good pleasure and will.


3. Bible Truth 2 is: God Loved His People Before They Loved Him.

4. God knew His people would be sinners deserving His punishment, even before He created them. But before He even created the world, He chose to love them, save them and adopt them as His own children through His Son, Jesus Christ.


5. Our craft can help us remember that we, too, can be God's dearly loved, adopted children, too, if we confess our sins to God, turn away from them and trust in Jesus as our own Savior.

Note: Even non-readers can participate in presenting the craft, if you will whisper what they are to say in their ear and let them say it aloud for the others to hear.

Craft Pattern #1
Heart



Craft Pattern #2
Cross



Craft Pattern #3

People



BEFORE CLASS:**1. PICK YOUR PERSON**

VIPPs can be anyone in your church! Typically, they fall into 6 categories: Church staff, Elders, Deacons/deaconesses, Special Volunteers (people who aren't paid, but spend a lot of time helping out in particular ways), Supported Workers (aka missionaries), and Church Members.

2. GATHER YOUR FACTS

Use the VIPP Information Sheet to write down the facts about your VIPP. The information on this worksheet is used in the VIPP activities, listed in the "Choose an Activity" section below.

DURING THE ACTIVITY:**1. INTRODUCE YOUR VIPP**

Introduce your VIPP to the children, using the VIPP Information Sheet. Fill in a set of VIPP Clue Cards with the information for your VIPP. If desired, you can even have the actual person come into class for the children to meet.

Need help describing what someone does for the church in a kid-friendly way? Check out the list of common VIPPs on the Praise Factory website in the PFI resources. There are lots of kid-friendly descriptions for common VIPP's, such as pastors, elders, deacons and a lot more.

2. PRAY!

Lead the children in praying for the VIPP. Ask the children if they would like to pray for one of the VIPPs prayer requests. Even non-readers can pray for the VIPP if you whisper the prayer request in the their ear, then let them say it aloud. Never force a child to pray!

3. CHOOSE AN ACTIVITY

There are two activities you can use to help the children learn about the VIPP:

VIPP Clue Cards: These are nine coloring sheets in which children fill in the nine things they learn about the VIPP from the VIPP Information Sheet. Photocopy a set of each child. Use as few or as many of these Clue Cards as you desire.

VIPP Game: This is a game that uses a set of Clue Cards for one or two VIPPs.

Choose a VIPP and fill in his/her information on the VIPP Information Sheet. Fill in a set of VIPP Clue Cards with the information for your VIPP. Tell the children about the VIPP, having them fill in the VIPP Clue Cards with the key facts as they learn them. Write any words the children need to write on a white-board or other piece of paper so they can see how to spell them. Help younger children write these words on their clue cards. Ideas for how to tell the children about many common VIPPs are listed at praisefactory.org with the resources for this Bible Truth.

Optional TAKING IT TO OTHERS Activity: Introduce and Pray for the VIPP

If you are presenting the VIPP to other children or parents you can assign children to hold up the 10 clue cards and say what each card tells about the VIPP. (Or, you can have the children hold them up as you tell what each one means.) Then lead the children in praying for the VIPP.

Game: Ball Roll Review

Materials

Information Sheet for one VIPP
 2 Set of Clue Cards
 Ball
 8 8.5" x 11" Manilla Envelopes
 Tape
 Pen and Markers
 2 Boxes

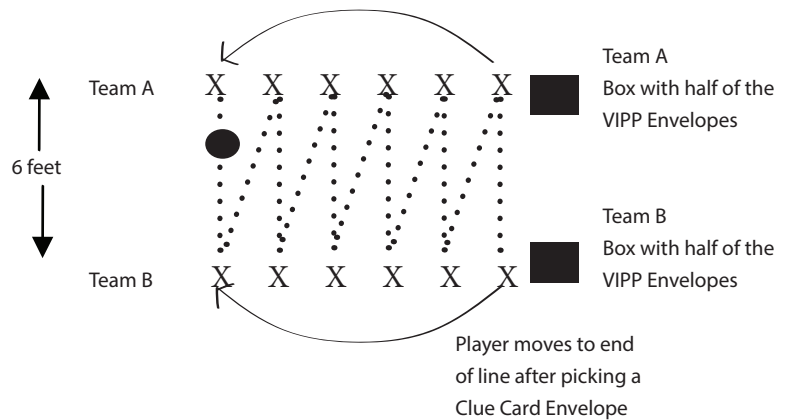
Preparing the Game

1. Fill in one set of clue sheets for the VIPP you are using.
2. Tape the other (blank) set of Clue Cards to the outside of the manilla envelopes.
3. Put the filled-in clue cards in the corresponding envelope.
4. Put half the Clue Card Envelopes in one box and the other half in the other box. These are the Team A and Team B Boxes.

Playing the Game

Reveal: Tell the children about the VIPP, showing them your filled-in clue cards as you tell about them.

Review: Have the children break into two even groups and sit down on the floor facing each other, with about a 6' spread between the 2 lines (see diagram above). For Round 1, Give the ball to the first child in Team A and have them roll it across to the child on Team B directly across from them. Then, that Team B child rolls it back across to the next child on Team A, etc. all the way down the line to the last child on Team B. The last child to get the ball will then pick a Clue Card envelope out of their team's box. They (or the teacher) will tell the group and the Clue Card category by looking at the picture of the Clue Card on the outside of the envelope. Have the children try to remember the VIPP's answer to the category. If the class gets it right, the category is "retired". If they get it wrong, then it gets put back in the pile of category envelopes. The child who picked the Clue Card, then takes their place at the other end of the line. They begin Round 2 by rolling the ball to the first person on Team A, etc. This time, the ball will end up with the last child in the Team A line. ending with the last child in the other line, who gets up and chooses a clue from their Clue Card box. Continue until all the clues have been chosen/answered correctly.



VIPP INFORMATION SHEET

VIPP NAME:

WHAT VIPP LOOKS LIKE

Man or Woman? _____

Hair color? _____

Eye color? _____

FAVORITE ANIMAL

FAVORITE FOOD

FAVORITE FREE TIME ACTIVITY

WHAT VIPP DOES DURING WEEK

VIPP GROUP OF SERVICE:

Church Member

Deacon

Elder

Church Staff

Special Volunteer

Supported Worker
(Missionary)

3 WAYS VIPP SERVES CHURCH

**3 WAYS TO PRAY FOR
THE VIPP**

BIBLE TRUTH 2, LESSON 2: PLANNER/OVERVIEW

GETTING STARTED: Welcome and Opening Songs (*introduce unit and get kids moving with these songs*)

Welcome to Praise Factory: PFI: Praise Factory Investigators Theme Song *PFI NIV Songs 8, Track 1*

Rules to Help Us Worship God and Love One Another: WoGoLOA Classroom Rules Song
PFI NIV Songs 8, Track 2

Big Question Under Investigation: Big Question 8 Songs *PFI NIV Songs 8, Tracks 3,4*

Big Question Bible Verse: 1 Chronicles 16:34 Song *PFI NIV Songs 8, Track 5*

DIGGING DEEP DOWN: Key Concept and Story (*introduce the Bible Truth and tell the related story*)

Bible Truth 2: God Loved His People Before They Loved Him

Bible Truth Hymn: Oh, How I Love Jesus, v.1 *PFI NIV Songs 8, Track 8*

Bible Verse: Ephesians 1:4-6

Bible Verse Song: For He Chose Us *PFI NIV Songs 8, Track 9*

Lesson 2 Story of the Saints: The Case of the Doctor Who Needed Patience

TAKING ACTION: Response Activities (*choose from among these activities*)

Snack and Discussion Planner: The Bible Under the Pillow

ACTS Prayer: Prayer Sheet

Bible Truth Review: Discussion Questions and Game: Circus Lions

Bible Truth Hymn: Oh, How I Love Jesus, v.1 *PFI NIV Songs 8, Track 8*
Song, Sign Language and Song Game: Sign It, Say It, What Does It Mean? **PFI NIV Songs 8 BOOK or ONLINE**

Bible Verse Review: Ephesians 1:4-6 Discussion Sheet and Game: Bowling Ball Verse

Bible Verse Song: For He Chose Us Ephesians 1:4-5 *PFI NIV Songs 8, Track 9*
Song, Sign Language and Song Game: Pass the Secret Sign **PFI NIV Songs 8 BOOK or ONLINE**

Story Review: Discussion Questions and Game: Egg Toss

Case Replay, Jr: Drama Activity for Youngest Children (children do same story actions together)

Case Replay, Sr: Drama Activity for Most Children (children re-tell story with individual parts)

Craft: The Book Under the Pillow

VIPP (Very Important Prayer Person) Prayer Time: Coloring Sheets (back of book) & Game: Over, Under & Throw

TAKING IT HOME: Take Home Sheet for Review and Family Devotions

PFI Pronto: Bible Truth 2, Lesson 2 **PFI NIV Prontos 8 BOOK or ONLINE**

The Case of the Doctor Who Needed Patience

Our story is called:

The Case of the Doctor Who Needed Patience.

As you listen to the story, see if you can figure out:

1. Who was the doctor who needed patience? Who needed to be patient with him? How?
2. What did the Lord do to bring the change that was so patiently waited for?

This story doesn't take place in Bible times. It starts out around 1839 in Scotland.

William put the last of his things into the big, leather trunk. "Wait, William! Don't close it! I have something else for you to take with you," his mother said. She placed a beautiful, new Bible in his hands. He opened it up to the cover page and saw she had written her name, his name and a Bible verse.

"You'll need this, William," she told him. "You're just seventeen years old. Edinburgh is a big city compared to Montrose. You will enjoy many new things while you study at the university there: new friends, teachers, and things to do. There will be new temptations, too. Read your Bible! Don't forget what I've taught you about God. And remember: I will be praying for you."

She placed the Bible in the trunk and William shut it. They said their farewells and he was off. William's mother loved her son so much! She had cared for him well these past seventeen years. She knew God's love and wanted William to know it, too. Many times she had told him the amazing story of God's love for sinners. She told him how all people had rebelled against God and His good ways. How they no longer had hearts of love for Him and deserved God's never-ending punishment for their sins. Yet God loved His sinful people and chose to save them even though they did not love Him. He sent His Son Jesus to die on the cross and take the punishment for sins for all who would ever believe in Him and turn from their sins. His Holy Spirit would live in their hearts, giving them faith and love for God. They would get to go on loving and enjoying Him forever. What was the verse she had taught him? "For God so loved the world that He gave His one and only Son that whoever would believe in Him would not perish but have eternal life." How she wanted him to believe in Jesus! How she wanted him to know this God who

loved first!

William thought Edinburgh was amazing. He walked up and down the hilly, cobblestone streets, looking at the tall, stone houses, stately government buildings, many shops and markets all a-bustle with buyers and sellers. Most breath-taking of all, was the magnificent Edinburgh Castle that rose high above the city at the top of the steep street called the Royal Mile.

Life in Edinburgh was everything William's mother said it would be: full of opportunities and temptations! William was studying to be a doctor. Here at the University of Edinburgh he was getting to learn from some of the finest doctors of his time.

But unfortunately, these men taught him more than just medicine. They didn't believe in God and looked down on anyone who did. William wanted to please these men, so he chose to reject Him, too. He would nothing to do with the God who loved first.

Then there were William's new friends. These were all very smart, but they chose to do many foolish things. They spent their time getting drunk and doing other bad things. William wanted to please his new friends, so he started doing what they did. Before long he craved whiskey so much that he sipped on a drink almost all the time.

Whiskey was expensive and William was poor. He started selling anything he could to the pawn shop for money to buy whiskey. "I certainly don't need this Bible my mother gave me," he decided, scooping it up with other things to take and sell. "It looks as good as new. It should be worth a lot," he thought.

Whiskey got the better of many university students. They drank so much that they couldn't keep up with their studies and had to leave; but not William. William

Story-telling Tips

Ahead of time:

1. Read the Bible verses and story. Pray!
2. Create story cue cards on index cards (or highlight text).
3. Practice telling story dramatically, timing your presentation. Shorten, if necessary to fit your allotted time.
4. Decorate area with story props that help bring your story alive.

During your presentation:

1. Maintain as much eye contact as possible as you tell the story. Point to/use props at important points in the story. Include the kids in your story with a few questions about what they think will happen or words/concepts that might be new to them.
2. Watch the kids for signs that their attention span has been reached. Shorten, if necessary.

kept studying right along with his drinking. He finished as one of the very best students in the school. He went to work at the most important hospital in Edinburgh and soon became their best doctor. He was known for saving the lives of patients no one else could help. He became very rich and very proud. His favorite sound was the rattling of the emergency room carts made as a badly wounded person was rolled into the hospital. "Here's another chance for me to beat death with my own great skill," he told himself.

William wasn't just proud of his skill as a doctor. He was proud all the time. He wanted nothing to do with God. In school, he had chosen to forget about God, but now he outright scorned Him. He joined the Infidel Club, a club for atheists (people who do not believe in God at all). They enjoyed making fun of Christians and doing bad things the Bible said was wrong. William was particularly good at mocking God and soon became one of the club's leaders.

William had convinced himself that there was no God Who Loved First, but he was wrong. That wonderful God was still very much alive and at work-- even loving William. He had loved William before He created the world. He loved William when before William was born He loved William when his mother told him the good news of Jesus. He even loved William now as he mocked Him. And one day--just the right day--William was going to know this.

That right day came when a man, crushed in an accident at work, was rushed into the hospital. The man looked hopelessly hurt. Dr. William Mackay was called for. Perhaps he could cheat death again as he had so many times before.

William took one look at the man and knew not even he could help. William looked at the man's face. It was filled with suffering, yet there was something else he saw that surprised him: a look of peace. William couldn't make sense of it. Never had he seen this look on such an injured man in all his years of doctoring.

"Tell me, doctor, how bad is it" the man asked.

"You'll be all right," William said, untruthfully.

"No, doctor. Tell me the truth. I want to know if this is life or death," the man insisted. "I'm not afraid to die. I am ready. I trust in the blood of the Lord Jesus Christ. If I

have to die, I know I am going to be with Him."

William told him the truth: "You have no more than three hours to live."

Most men would have broken down in fear with these words, but not this man. Once more William could hardly believe what he saw. Not even this news broke the peace on this man's face.

"Thank you, doctor," was all he said.

"Is there anything you would like us to do for you?" William asked, with unusual kindness.

"Yes! Here in my pocket is my money. Could someone please take it to the lady I rent my room from and pay her. And could they ask her to send me the book?"

"What book is that?" the doctor asked.

"Oh, just the book," the man said. "She will know."

William asked a hospital worker to carry out the dying man's wishes. He went to care for other patients, couldn't stop thinking about the dying man's face and words: "I am ready to die, doctor. I trust in the blood of the Lord Jesus Christ." Ready to die because of Jesus? You could tell he truly believed it by the way he was dying. And what was this book he wanted?

At last William went back to find out what happened. Did the man get his book before he died? "What happened to the man who had the terrible accident?" he asked the nurse.

"He died a few minutes ago," she replied.

"And did he get his book?" William asked. "What kind of book was it? A bank book that told how much money he had?"

"Yes, he got it. Just before he died. It's there, under his pillow, see for yourself," she answered.

William lifted up the dead man's pillow and pulled out the book. It was a Bible. It looked so familiar. He opened the cover and gasped at what he saw: there was his mother's name, his name and a Bible verse, written in his own mother's handwriting. This was his Bible! The Bible he had sold for whiskey long ago.

William didn't miss God's love in all this. Surely there was a God Who Loved First. Surely He had loved William all these years that William had rejected and mocked him. William's hard heart thawed in that moment. His heart was filled with shame over his sin and how he had treated God and wasted the life He had given him.

Overcome with sadness and grief, William tucked the Bible in his coat and hurried to his private office. He fell on his knees and prayed to God: "Please forgive me, God. Please have mercy on me!" he cried.

What were the words he had heard his mother tell him so long ago? "For God so loved the world that He gave His one and only Son, that whoever believes in Him will not perish but have eternal life." This was the God Who Loved First. He had sent His Son Jesus to die for sinners who believe in Him—even for terrible sinners like himself. Right then and there, he trusted in Jesus as his own Savior. He was forgiven his sins and filled with the Holy Spirit. Oh, such peace, oh, such joy William knew at that moment! For now at last, he knew the God Who Loved First. William's heart filled with love for Him in return. This was life as it was meant to be! Eternal life: knowing God and His Son Jesus Christ! And this he would get to enjoy forever and ever.

After a few years, William stopped being a doctor and became a preacher. He wanted to spend all his time telling people about this amazing God Who Loved First. He wanted them to know that even if they had been terrible sinners like he had, that they could still turn to Him, confess their sins, trust Jesus and be saved. Then they could have the great delight of loving Him and knowing Him, too.

Cracking the Case:

It's time to answer our Case Questions.

1. Who was the doctor who needed patience? Who needed to be patient with him? How? Dr. William Mackay. His mother. She needed to patiently wait for the Lord to answer her prayers and hopes that her son would be saved.

2. What did the Lord do to bring the change that was so patiently waited for? He used the very Bible that she had him take with him to school.

Something For You and Me

Our Bible Truth is:

God Loved His People Before They Loved Him

Our Bible Verse is: Ephesians 1:4-6:

"For He chose us in Him before the creation of the world to be holy and blameless in his sight. In love He predestined us to be adopted as His sons through Jesus Christ, in accordance with his pleasure and will-- to the praise of his glorious grace, which he has freely given us in the One he loves."

What about you and me? Have we done sinful things? Have we dishonored God or mocked Him? Could the God Who Loved First love us? Yes, He could! Yes, He will! Whoever confesses their sins to Him and trusts in Jesus as their Savior, He promises to forgive their sins and make them one of His own, special people. The Holy Spirit will come and live in them and fill their hearts with joy and peace, too. They can love Him who loved them first forever and ever, just like William. Let's praise this God Who Loved First. Let's ask Him to work in our hearts, that we might know Him and love Him more and more.

Close in prayer.

Closing ACTS Prayer

A God, we praise You for being the great Lover of Your sinful people through Christ. You loved them long before they turn from their sins and love You.

C God, we confess that many times, like William, we know the good news of Jesus, but choose to do things our own way. We need a Savior!

T God, we thank You for not loving Your people based on their own goodness, but on Your love for them through Jesus. Thank You that You can turn even the most rebellious, unbelieving heart to know and love You.

S God, work in our hearts that we might turn away from our sins and trust in Jesus as our Savior. Work in the hearts of others we know that do not believe in Him.

ACTS PRAYER ACTIVITY

Use this sheet to write down your ACTS Prayer

Instructions:

Use this sheet to help the children apply the Bible Truth into a prayer. You can use the ACTS provided or even better, have the kids think of their own applications. Also have the children add their personal requests to the prayer, too. Lead the children in the prayer or let them pray sections, with your help. Never force a child to pray! Non-readers can participate by you whispering a section of the prayer into their ear and allowing them to pray it aloud for the group.

ADORATION:

God, we praise You for being the One who loves Your people long before they love You!

God, we praise You for being.....

Add your own Adorations:

CONFESSION:

God, we confess that we are all sinners who have rebelled against You and Your wonderful love. We do not deserve to be Your people, but if we are to be Your people, You will have to save us. We need a Savior!

God, we have sinned against You....

Add your own Confessions:

THANKSGIVING:

Thank You, God for planning to save Your people from even before they were born, even before You created the world! Nothing would stop You from making them Your people!

God, we thank You for...

Add your own Thanksgivings:

SUPPLICATION:

God, work in our hearts. Help us to turn from our sins and trust in Jesus as our Savior. Make us Your people, who love, obey and enjoy You now and forever.

God, we need Your help...

Add your own Supplication:

SNEAKY SNACK

Can you figure out how this snack relates to the story?

Snack: The Bible Under the Pillow

Graham cracker "Bed" with whipped cream sprayed over top quarter "pillow" with piece of chocolate "Bible" underneath it. Could also use a thin coat of marshmallow fluff or a big marshmallow for pillow.

This is only a suggestion. Feel free to modify. Be mindful of allergy issues among your children!

Case Tie-in: When William MacKay found his old Bible under the dying man's pillow, he at last turned away from his rebellious ways and trusted in Jesus as his Savior. Now even he had become one of God's dearly loved, chosen and adopted people! How grateful he was!

SOUL FOOD

Food for thought during snack time

1. What does the snack have to do with the story?

Choose a few questions from the other activity discussion sheets to talk about during this snack time.

2.

3.

4.

5.

6.

7.

Directions: Read and discuss Bible Truth, using a FEW of the questions. Play game. Feel free to modify the game to fit your children.

God Loved His People Before They Loved Him

Even before God created the world, He loved His people. Even back then, He knew all about them. He knew that they would be sinners like everyone else. He knew they would all rebel against Him and deserve His punishment for their sins.

Yet even though He knew all this about them before even a single one of them was born, He loved them deeply and wanted them to be His people. He chose to set His love upon them in a special way. He chose to send His Son, Jesus, to pay for their sins. He chose that by the Holy Spirit, He would give them faith in Jesus, and through that faith, He would forgive their sins. He would give them each a new heart to love and obey Him. They would be His special people--a countless number from every language and people on earth, who would live to enjoy Him and praise His amazing love forever.

We can know God's love and be His dearly loved people, too, when we turn from our sins and trust in Jesus as our Savior.

Understanding the Bible Truth

1. Who did God love even before He created the world? *His people.*
2. What did God know about His people, even back then? *Everything about them. He knew they would all rebel against Him.*
3. What was God's love for His people like? *The deepest of loves.*
4. What did God's people deserve for their sins against Him? *Eternal punishment, just like all other people.*
5. What did God chose to do for His people? *To set His love upon them in a special way. Chose to send Jesus at just the right time to pay for their sins; chose to give them new hearts to love and obey Him; chose to make them His special people.*
6. What are God's people like? *A countless number from every language and people on earth.*
7. What do God's people get to do? *Forever enjoy God's fellowship and sing the praises of His amazing love and mercy.*
8. How can we know God's love and be His dearly loved people, too? *By turning from our sins and trusting in Jesus as our Savior.*

Bible Truth Story Connection Questions

1. How did God show His love for William even before William loved Him? *He gave William a mother who loved God, taught him about Him, prayed for him and gave him a Bible. He perfectly planned for the dying man to have William's Bible when he died, so William would find it. He softened William's heart when he saw the Bible, convicted him of his sins and gave him faith in Jesus.*

Bible Verse Connection Question

1. What does our Bible Truth have to do with our **Bible Verse: Ephesians 1:4-6**: "For He chose us in Him before the creation of the world to be holy and blameless in his sight. In love He predestined us to be adopted as His sons through Jesus Christ, in accordance with his pleasure and will-- to the praise of his glorious grace, which he has freely given us in the One he loves."?

Before the beginning, God already knew and loved His countless number of people. He loved them not because of their own goodness, but in Christ. Through the forgiveness of sins He would give to them through His own Son. He made them His sons so that they would live to enjoy His fellowship and sing the praises of His amazing love and mercy forever. And He has done it all because it was His pleasure. It has happened perfectly, because it is His will.

Life Application Questions

1. Can we be God's people, loved long before we have loved Him? How? *Yes! When we confess our sins to God; turn from them; and trust in Jesus as our own Savior.*
2. How does knowing about God's love from before the creation of the world encourage us about people who have not yet trusted in Jesus as their Savior? *We can know that no matter how much they seem to reject the good news of Jesus, God is able to turn their hearts to Him and save them.*

ACTS Questions

1. What is something we can praise God for from this Bible Truth? *Praise God for His Special Love for His people that loved them first.*

2. What are sins we can confess to God because of this Bible Truth?

Confess specific ways that we have not loved God in what we've thought, said and done.

3. What is something we can thank God for because of this Bible Truth?

Thank God for choosing to love His people even though He knew they would rebel against Him.

4. What is something we can ask God for because of this Bible Truth?

We can ask God to work in our hearts that we would want to turn away from disobeying Him and trust in this wonderful Jesus as our own Savior. Ask God remind us each day of the good things He gives us. Ask Him to make us grateful for them and thank Him for them and help us to glorify Him in the way we use them.

The Gospel

1. How could God love His people, even though He knew they would be sinners? What was His great plan? What is the gospel?

God is the good Creator and King of the world. He made people to worship Him and live by His good laws. But we are all sinners who have rebelled against Him. We all deserve death--God's just, eternal punishment for our sins. How terrible! But God has good news for us. In His great mercy, God sent His Son Jesus to earth to save sinners. Yes, Jesus, the perfect Son of God, left His home in heaven and became a man. He lived the perfect life that pleases God. (He's the only one who has ever done that!) He offered it up to God His Father as the perfect sacrifice for sins when He suffered and died on the cross. Then, on the third day, Jesus rose from the dead in victory. He had fully paid for the sins of God's people, so they wouldn't have to! Now all who turn away from their sins and trust in Jesus as their Savior will receive forgiveness of sins and eternal life with God. They will be His very own special people who will know Him and enjoy Him forever. We can be God's people, too, if we turn from our sins and trust in Jesus as our own Savior.

Game: Circus Lions

Materials

Optional funny wig, glasses, hat, etc.
Hula hoop, etc.
Bible Truth Questions

Preparing the Game

1. Choose 20+ questions for your game from the Bible Truth Discussion Questions, or make up your own.
2. Write the Bible Truth questions on small thin strips of paper (or make a photocopy of the Bible Truth Discussion Questions and simply cut them into strips) and put them in the bag/bowl.

Playing the Game

Tell the children that they are circus lions. Have them get on all four and roar and roam like lions. Have them “jump” through a hula hoop, etc. Then tell them they are getting very, very sleepy and must lie down...on their backs... in their den. Tell them that sleeping lions lie very still, make no noise, and keep their eyes open! Tell them that you are the Lion Trainer and are trying to wake up the Sleeping, Lazy Lions to perform in the circus. Any lion that makes a move, a sound or smiles will have to get up! Put on your funny wig, glasses, hat, etc. and make your rounds, trying to catch the lions moving, making noise or to make them smile. Lions who are caught are asked to answer a question correctly as their circus trick to before they can go back to their den. Have one of the lions caught to pick a question. Read it to the whole class and take their answers. If they don't get it right, then the child/children must stay out until the next round and next correct answer. If desired, let some of the children take turns being the Lion Trainer.

Game continues as number of questions, time, and attention span allow.

Non-competitive Option

Let all the caught lions join back into the circus, even if the class answers a question incorrectly. Put the question back in the bag for further review.

Optional TAKING IT TO OTHERS Activity: Quiz Questions

Have the children choose a few of the questions from the game to ask the parents/other children during TAKING IT TO OTHERS time. Help pre-readers by whispering the question in their ear and letting them ask it aloud to the parents/other children. Make sure you read the Bible verse aloud before you ask your questions.

Directions:

1. Write words to song in large print before class.
2. Play the song for the children, helping them follow along on the song sheet.
3. Discuss the song, using a few questions from the discussion sheet. *Don't use them all!*
4. Introduce sign language for key words of your choice from sign language sheet for your song. Use as few or as many as you think the children can learn.
5. Sing and sign the song. Sign language as well as large format lyrics and sheet music are found in the PFI Unit Songbook or online.
6. If desired, play the Song Game.

Optional TAKING IT TO OTHERS Activity: Presenting and Singing the Song

1. Sing and sign the song, encouraging the watching children/parents to join in.
2. Ask the class some of the questions listed below. The Bible Truth Connection Question is particularly good to help them understand how the song ties in with the Bible Truth.

Oh, How I Love Jesus

Verse 1

There is a name I love to hear,
I love to sing its worth;
It sounds as music in my ear,
The sweetest name on earth.

Oh, how I love Jesus,
Oh, how I love Jesus,
Oh, how I love Jesus,

Listen to it on PFI NIV Songs 8, Track 8

Understanding the Song

1. What does is the name the singer loves to hear? *The name of Jesus.*
2. What does the singer love to sing about and what does that mean? *The worth of the name of Jesus. Worth means what is good and valuable about it.*
3. What does Jesus' name mean and how does that tell us of its worth? *It means 'Yahweh saves.' It is of greatest worth because we all are sinners, deserving eternal punishment for our rebellion against God. We never can never save ourselves from this punishment. Only Yahweh, who sent His Son, Jesus to live a perfect life and offer it up on the cross as the perfect sacrifice for sins could do what was needed to save us. Jesus' name tells us of this greatest act of love that Yahweh did for all who would ever turn and trust in Him. There is nothing worth more than the name of Jesus!*
4. What does it mean that Jesus' name sounds like music in the ear? *Not that it sounds like someone singing. It's an expression meaning something is really good news.*
5. What does 'sweetest name on earth' mean? *Not sweet-tasting like sugar. Sweetest also mean the best. Jesus' name is the best name on earth.*
6. What makes Jesus' name the best on earth? *He alone could save sinful people from the eternal punishment they deserve.*
7. What does the singer love Jesus? Why is that so important to him? *Because Jesus first loved him. The Bible tells us that God loved us while we still were sinners, living in rebellion and hatred of Him. He sent Jesus to die for His sinful people before they loved Him. When the Holy Spirit worked in their hearts, they each came to believe in Him, love Him, and turn and live their lives for Him. Without Him first loving us, we would never have chosen to love Him! The singer is so grateful for God's loving him first!*

Bible Truth Connection Question

1. How does this song relate to our **Bible Truth: God Loved His People Before They Loved Him**? *Through Jesus, God loved His people before they loved Him. He loved them while they were still sinners. He loved them even before the creation of the world. This makes God's people so happy! They know that their sinful hearts would never choose God if He had loved them and chose them first. They know without God choosing to send Jesus to save them from their sins, they would never ever know God. This makes the name of Jesus the sweetest name on earth.*

Story Connection

1. How does this song relate to today's story? *William certainly did not love Jesus first. He turned away from Him and even mocked Him. Yet, Jesus did love William first. At just the right time, He sent the dying man with William's Bible into his life. He softened William's heart and gave him faith to trust Him as his Savior. There was no sweeter name on earth to William. He loved Jesus so much that he stopped being a doctor so he could spend all his time telling others about Him.*

Bible Connection Question

1. What does this hymn have to do with our Bible Verse: **Ephesians 1:4-6**: "For He chose us in Him before the creation of the world to be holy and blameless in his sight. In love He predestined us to be adopted as His sons through Jesus Christ, in accordance with his pleasure and will-- to the praise of his glorious grace, which he has freely given us in the One he loves."?

God's people love Jesus because they know that in Him, God loved them long before they loved Him. He even loved them and planned for them to be His dearly loved, adopted children from before the creation of the world. God's people know that even in "scenes of deepest gloom" (hard or sad times) that God's plans stand firm. They do not need to murmur or repine (complain or stay sad) because the Lord is leading them. His plans are good and they are unfailing. God's people can be content because they know that His plans will succeed and one day they will see just what great things He was doing, even through their hardest or saddest of days.

Life Application Questions

1. How can God's people be affected by the message of this song? *They can praise God for loving them first when they were still sinners in rebellion against Him; for loving them even before He created the world. They can thank God for making them His adopted children. They can ask Him to fill their hearts with greater delight in Him and all He's done for them. They can ask Him to help them to live obedient lives that please Him.*

2. How can we become one of God's people? *By turning away from our sins and trusting in Jesus as our own Savior.*

ACTS Questions

1. What is something we can praise God for from this hymn?

Praise God for being the Lover of His people, long before they loved Him.

2. What are sins we can confess to God from this hymn? *That we, like all people, do not love God on our own. We have all chosen to do things our own way. Only through Jesus do any of us ever love God.*

3. What is something we can thank God for from this hymn?

We can thank God sending Jesus to save His people from their sins.

4. What is something we can ask God for from this hymn?

That God would work in our hearts that we might turn from our sins and trust Jesus as our Savior. We can ask Him to fill our hearts with love for Him and with thankfulness for what God has done His people through Jesus.

Gospel Question

1. Why do people not love God? How can anyone be forgiven for their lack of love for God? What is the gospel?

God is the good Creator and King of the world. He made people to worship Him and live by His good laws. But we are all sinners who've rebelled against Him. We all deserve death--God's just, eternal punishment for our sins. How terrible! But God has good news for us. In His great mercy, God sent His Son, Jesus to earth as a man to save sinners. He lived the perfect life that pleases God. (He's the only one who's ever done that!) He offered it up to God His Father as the perfect sacrifice for sins when He suffered and died on the cross. Then, on the third day, Jesus rose from the dead in victory. He had fully paid for the sins of God's people, so they wouldn't have to! Now all who turn away from their sins and trust in Jesus as their Savior will receive forgiveness of sins and eternal life with God. They will be His very own special people who will know Him and enjoy Him forever. We can be God's people, too, if we turn from our sins and trust in Jesus as our own Savior.

Song Game: Sign It, Say It, What Does It Mean?

Materials

Sign Language signs used in song, particularly choose words with important meanings you want the children to learn, such as “grace”, “redeem”, etc.

Bag or bowl

Preparing the Game

1. Cut out signs and put in bowl.

Playing the Game

1. Practice the song and signs until the children know them well. Then put all the signs we’ve learned in this bag/ bowl and mix them up.
2. Ask one of the children to choose a sign, but not show it to anyone...but you, if they need some help.
3. Ask the child to do the sign for the rest of the children and see if the other children can guess which one it is. Do the sign with the child, if desired.
4. When the children guess the sign, ask them the meaning of the word. If no one guesses the sign, put it back in the bowl to be picked again.
5. Choose another child to pick a new sign from the bag and continue.

NOTE: You might want to sing the song after you do each word or couple of words.

Game continues as number of questions, time, and attention span allow.

choose a FEW questions for discussion, then choose the game and/or music activity

Meditation Version: Ephesians 1:4-6

"For He chose us in Him before the creation of the world to be holy and blameless in his sight. In love He predestined us to be adopted as His sons through Jesus Christ, in accordance with his pleasure and will-- to the praise of his glorious grace, which he has freely given us in the One he loves."

Shortened Memory/Games Version: Ephesians 1:4,5

"...He chose us in Him before the creation of the world to be holy and blameless in his sight. In love He predestined us."

Understanding the Bible Verse

1. Who is He? *The Lord.*
2. Who is the "us" that the Lord chose? *Paul is writing this letter to believers who lived in Ephesus. That is the original "us" who is talked about. But it is true of all God's people—all who will ever repent of their sins and trust Jesus as their Savior.*
3. When did the Lord choose His people? *Before the creation of the world.*
4. What did He choose them to be? *Holy and blameless in His sight.*
5. Since we are all sinful people, how can we be holy and blameless in God's sight? *Only through Jesus. That's why God's people had to be CHOSEN to be holy and blameless in His sight. He was choosing that they would repent of their sins and trust Jesus to be their Savior. Jesus is holy and blameless. He never did anything wrong. Only He could be a perfect payment for sin. He chose to suffer and die on the cross to take the punishment for all His people's sins. Then they would be holy and blameless in God's sight.*
6. What does predestine mean? *To chose ahead of time that something will happen, without a doubt.*
7. What did God do out of His love for His people? *He predestined that they would be adopted as His sons through Jesus Christ.*
8. Can girls be sons, too? *Yes. Sons means sons and daughters.*
9. What does it mean to be adopted? *To make someone who isn't born their child, their own child, by law. The parent treats this adopted child as his very own, with all the same love and special good things that he would give a child born to him.*
10. How could God adopt His people? *By their own good works? By their own holiness and blamelessness? No. He could only adopt them through Jesus. They were sinful. Only through trusting in Jesus as their Savior and being forgiven of their sins, could God adopt His people.*
11. What is so good about being adopted and treated as sons of God? *God will forever lavish on His people the same love, wonderful closeness and special good things that He lavishes on His Son, Jesus.*
12. Why did God chose to adopt His people? *It was His own pleasure and will. Nobody made Him do this. He just wanted to. It would be to the praise of his glorious grace, given to His people through Jesus.*
13. What is grace? What is glorious about God's grace given through the One He loves (Jesus)? *Grace is a gift that we don't deserve. God's grace gives His people everything they need to live for Him and to be saved by Him. They could never deserve for Him to do this because they are all sinners. But through Jesus, God's perfect Son, He gives them His grace. It's glorious grace because it shows just how wonderful God is.*
14. Why is Jesus called the One God loves? Doesn't He love us, too? *God's love for Jesus is different than His love for anyone else. That's because Jesus is God's Son and He has always perfectly loved and obeyed God, His Father. God loves His people through Jesus and because of Jesus. They are all sinners who deserve God's punishment, not His love. Out of His amazing love for us, God sent His one and only Son, Jesus, to offer up His perfect life as the perfect payment for their sins. Jesus paid for their sins so that they could all enjoy God's love, as if they had lived as perfect lives as Jesus. Wow!*

Bible Truth Connection Question

1. What does this verse have to do with the **Bible Truth: God Loved His People Before They Loved Him?** *God loved His people long before they loved Him. He loved them and chose to adopt them as His sons, even before He created the world.*

Story Connection Questions

1. How does this verse relate to our story? *William forgot about God when he went to university; then, even mocked God when he became a doctor. He sold his Bible for whiskey. But God had loved William long before William loved Him. He had even loved William from before the creation of the world. On just the right day, He used the dying man to open William's heart to His love and draw him to confess his sins and trust in Jesus as his Savior.*

Life Application Questions

1. Can we be God's adopted, chosen sons? *Yes! When we confess our sins to God; turn from them; and trust in Jesus as our own Savior.*

ACTS Questions

1. What is something we can praise God for from this Bible Verse?

Praise God for being the Chooser and Saver of His people.

2. What are sins we can confess to God from this Bible Verse?

That we have all turned away from God. We deserve God's punishment, not to be His adopted children! We need a Savior!

3. What is something we can thank God for from this Bible Verse?

We can thank God for sending Jesus to save His people. There is no other way that they could become His dearly loved, adopted people.

4. What is something we can ask God for from this Bible Verse?

We can ask God to work in our hearts that we would want to turn away from disobeying Him and trust in this wonderful Jesus as our own Savior. We can ask Him to make us His dearly loved, adopted children.

The Gospel

1. We are all sinners who could never deserve to be God's people by our own goodness. God knew this from before the creation of the world. What did God plan to do to adopt His people? What is the gospel?

God is the good Creator and King of the world. He made people to worship Him and live by His good laws. But we are all sinners who have rebelled against Him. We all deserve death--God's just, eternal punishment for our sins. How terrible! But God has good news for us. In His great mercy, God sent His Son Jesus to earth to save sinners. Yes, Jesus, the perfect Son of God, left His home in heaven and became a man. He lived the perfect life that pleases God. (He's the only one who has ever done that!) He offered it up to God His Father as the perfect sacrifice for sins when He suffered and died on the cross. Then, on the third day, Jesus rose from the dead in victory. He had fully paid for the sins of God's people, so they wouldn't have to! Now all who turn away from their sins and trust in Jesus as their Savior will receive forgiveness of sins and eternal life with God. They will be His very own special people who will know Him and enjoy Him forever. We can be God's people, too, if we turn from our sins and trust in Jesus as our own Savior.

Game: Bowling Ball Verse

Materials

Bible verse written up in large print so that all can see
10 Plastic bowling pins or empty 2-Liter soda bottles
Playground or foam ball

Preparing the Game

None.

Learning the Verse

Some or all of your children may be non- or early readers. Teach the verse in sections, having them say it after you. Repeat a few times. Add clapping or other movement as they say it.

Directions

1. If desired, lead the children in a discussion of a **FEW** of the most important questions before beginning game.
2. Explain the game to them as follows:

Divide the children into two teams. Have everyone say the verse together. Explain to the children that they will take turns trying to knock down bowling pins. The bowler then will recite the verse. If he can do it alone, he gets as many points for his team and pins he knocked down. If he asks for the help of another team member, then their recitation of the verse is worth half the points. If they cannot recite it, someone from the other team can try for the half point value. If a child does not knock over any pins, he can still say the verse for 1 point. The team with the most points at end of play wins.

Game continues until all children get a chance to bowl, or as time and attention span allow.

Non-competitive Option

Don't split the children into teams. Give the group a target number of points to make. Challenge the children to see how few turns it will take to reach the target number of points. Let the children take turns bowling and knocking down pins. You can have them say the verse individually, with a partner, or with the whole group. Tally the number of points on a piece of paper. Continue until target number is reached. Repeat, seeing if they can do it in less turns the second time.

Optional TAKING IT TO OTHERS Activity: Quiz Questions

Have the children choose a few of the questions from the game to ask the parents/other children during TAKING IT TO OTHERS time. Help pre-readers by whispering the question in their ear and letting them ask it aloud to the parents/other children. Make sure you read the Bible verse aloud before you ask your questions.

Directions:

1. Write words to song in large print before class.
2. Play the song for the children, helping them follow along on the song sheet.
3. Discuss the song, using a few questions from the discussion sheet. *Don't use them all!*
4. Introduce sign language for key words of your choice from sign language sheet for your song. Use as few or as many as you think the children can learn.
5. Sing and sign the song. Sign language as well as large format lyrics and sheet music are found in the PFI Unit Songbook or online.
6. If desired, play the Song Game.

Optional TAKING IT TO OTHERS Activity: Presenting and Singing the Song

1. Sing and sign the song, encouraging the watching children/parents to join in.
2. Ask the class some of the questions listed below. The Bible Truth Connection Question is particularly good to help them understand how the song ties in with the Bible Truth.

For He Chose Us

For He chose us in Him before the creation,
 Before the creation of the world,
 To be holy and blameless in his sight,
 Yes, he chose us before the creation of the world.
 In love he predestined us to be adopted as His sons,
 Through Jesus Christ,
 With His will and pleasure
 Yes, In love He predestined us.

Listen to it on PFI NIV Songs 8, Track 9

Song Game: Pass the Secret Sign

Materials

Sign Language signs used in song, particularly choose words with important meanings you want the children to learn, such as "grace", "redeem", etc.

Bag or bowl

Blindfold

Preparing the Game

1. Cut out signs and put in bowl.

Playing the Game

1. Practice the song and signs until the children know them well.
2. Have all the children stand in a tight circle, except one, "It," who will stand in the middle of the circle, blindfolded.
3. Have the children in the circle to put their hands behind their backs. Choose a sign from the bag and hand to a child in the circle, still keeping hands behind their backs, not looking at the sign.
4. When "It" says "Pass the Secret Sign", the children will begin to pass the sign around behind their backs.
5. When "It" says "Stop the Passing!" the child who has the sign freezes with the sign behind his back.
6. The child with the sign brings it around and looks at it. You can help the child practice the sign.
7. Then take the blindfold off of "It", watch the child with the card do the sign, then have "It" guess the name of the sign. (If desired, "It" can ask another child in the circle for help with their guess.)
8. The holder of the sign then becomes "It." Sing the song with all the signs, then repeat.

STORY REVIEW

Directions: Read and discuss Bible Truth, using a FEW of the questions. Play game. Feel free to modify the game to fit your children.

General Story Questions

1. Where was William packing to go? *Off to University of Edinburgh to study to become a doctor.*
2. What did William's mother give William to put in his trunk? Why? *A Bible with her name, his name and a Bible verse written in the front. Because she wanted it to be his guide through the temptations of university.*
3. What did the doctors teach William? *To be a good doctor; but also, not to believe in God/the Bible.*
4. What were William's friends at university like? *They were smart, but they liked to drink and do bad things. They taught William to do the same.*
5. Did William read the Bible his mother gave him? *What did he do with it? No. He sold it at a pawn shop for money to buy more whiskey.*
6. How well did William do in school? *One of the best students.*
7. Where did William get a job when he finished school? *The largest hospital in Edinburgh.*
8. What did William become famous for as a doctor? *For saving patients no one else could save.*
9. What was William's favorite sound at the hospital? *The sound of an emergency room cart wheeling in another very sick patient.*
10. What did William become very proud about? *For saving the lives of people no one else could save.*
11. What did William do as part of the Infidel Club? *Lead other people in not believing in God and making fun of people who did.*
12. What was it about the dying man that surprised William? *He could be peaceful and ready to die.*
13. What reason did the dying man give for his peace? *He trusted in the shed blood of Jesus.*
14. What difference does it make to trust in the shed blood of Jesus? *We are all sinners and deserve God's punishment for our sins. Jesus, the Son of God, lived a perfect life. He didn't deserve God's punishment for sins, because he never sinned. As part of God's loving plan, Jesus shed his blood to pay for the sins of all who would ever turn and trust in Him as their Savior. His blood pays for their sins once and for all. This man trusted in Jesus' shed blood to have paid for his sins. He knew that when he died, he wouldn't face God's punishment, but would be welcomed into close fellowship with God as one of His dear, adopted children.*
15. What book did William find under the man's pillow? *The Bible his mother had given him.*
16. What did William understand when he saw that Bible? *That the LORD loved him and was seeking him. He understood that he had been rebelling against the LORD and His good ways. He knew he was a sinner who needed God's forgiveness.*
17. Why did William stop being a doctor? *He wanted to tell everyone about the God Who Loved First.*

Bible Truth Connection Questions

1. What does this story have to do with our Bible Truth? *For years, William forgot and even mocked the LORD, yet, the LORD loved him. On just the right day, He revealed Himself to William through the dying man in the hospital.*

Bible Verse Connection Question

1. What does the story have to do with our **Bible Verse: Ephesians 1:4-6**: "For He chose us in Him before the creation of the world to be holy and blameless in his sight. In love He predestined us to be adopted as His sons through Jesus Christ, in accordance with his pleasure and will-- to the praise of his glorious grace, which he has freely given us in the One he loves.?"

Long before William loved God, God loved William. Even though William spent years rebelling against God, the Lord loved Him and chose him in Christ to be one of His people. At just the right time, the Lord kindly gave William the gift of faith. William could see God's love shown to Him, he turned away from his sins and trusted in Jesus as his own Savior.

Life Application Questions

1. What does this story teach God's people about praying for others who keep acting like they reject God? *To keep praying for them because God is the God who loves first. He loves people before they love Him. He can even change their hearts, just like He changed William's.*
2. How can we become one of God's people? *By turning away from our sins and trusting in Jesus as our Savior.*

ACTS Questions

1. What is something we can praise God for being that we learned in our story?

Praise God for being the great Lover of His sinful people through Christ. He loves them long before they turn from their sins and love Him.

2. What is something we can confess as sin that we learned in our story?

Confess that many times, like William, we know the good news of Jesus, but choose to do things our own way. We deserve God's punishment. We need a Savior!

3. What is something we can thank God for that we learned in our story?

We can thank God for not loving His people based on their own goodness, but on His love for them through Jesus. We can thank God that He can turn even the most rebellious, unbelieving heart to know and love Him.

4. What is something we can ask God for that we learned in our story?

We can ask God to work in our hearts, helping us to turn away from our sins and trust Jesus as our own Savior. We can ask Him to work in the hearts of others we know that do not believe in Him.

The Gospel

1. What is the good news of Jesus that William's mother told William and that he finally came to believe? What is the gospel?

God is the good Creator and King of the world. He made people to worship Him and live by His good laws. But we are all sinners who have rebelled against Him. We all deserve death--God's just, eternal punishment for our sins. How terrible! But God has good news for us. In His great mercy, God sent His Son Jesus to earth to save sinners. Yes, Jesus, the perfect Son of God, left His home in heaven and became a man. He lived the perfect life that pleases God. (He's the only one who has ever done that!) He offered it up to God His Father as the perfect sacrifice for sins when He suffered and died on the cross. Then, on the third day, Jesus rose from the dead in victory. He had fully paid for the sins of God's people, so they wouldn't have to! Now all who turn away from their sins and trust in Jesus as their Savior will receive forgiveness of sins and eternal life with God. They will be His very own special people who will know Him and enjoy Him forever. We can be God's people, too, if we turn from our sins and trust in Jesus as our own Savior.

Game: Egg Toss

Materials

3-5 Plastic Open-able Easter Egg of the same colors (that close well!) or balls of crumpled foil of the same size
Small piece of construction paper
Paper and Marker
Story Review Questions

Preparing the Game

1. Choose 20+ questions for your game from the Story Review Discussion Questions, or make up your own.
2. Put a small piece of construction paper in one of the eggs (or in one piece of crumpled foil, if using foil). The other eggs/foil balls remain empty.

Playing the Game

Have the children spread out randomly (or in a circle) at about arms' distance apart.. Have the children begin to toss an egg around between each other. When the leader says, "Freeze," the child with the egg opens it and reads the question to the group. If question is correctly answered, the egg is permanently retired. If the question is incorrectly answered, the egg goes back into the pile. The teacher (or the child who opened the egg) chooses another egg and play continues.

Game continues as number of questions, time, and attention span allow.

Optional TAKING IT TO OTHERS Activity: Quiz Questions

Have the children choose a few of the questions from the game to ask the parents/other children during TAKING IT TO OTHERS time. Help pre-readers by whispering the question in their ear and letting them ask it aloud to the parents/other children.

CASE REPLAY ACTIVITIES

Use this guide to review the Case Story and act it out for others to enjoy!

CASE REPLAY, JR: YOUNGEST CHILDREN

Description: The children will act out the story together, everyone doing the same action/sound effect at the same time. This activity is most suitable for kindergarteners.

Materials

The Case RePlay, Jr. script for younger children

Preparation

1. Read through the script and write in the blanks along the side possible actions/sound effects the children could do to act it out.

Instructions

1. Tell the children that they will be re-enacting the story together as you tell it.
2. As you read the script, lead the children in actions/sound effects to do with you.
3. If desired, you can read the script and stop at certain sentences and ask them what a good action/sound effect would be to act out what you just read.
4. Repeat the re-enactment one or two times more.

CASE REPLAY, SR: OLDER CHILDREN

Description: The children act out the story as a three-scene play. You will narrate it using the Case RePlay, Sr. script and they will act it out (no spoken words, for the most part), with each child assuming a different character's role. This activity is most suitable for first grade and up. You will review the story, then practice it a few times before performing it for others.

Materials

The Case RePlay, Sr. script
White board or other large format paper
Costumes and props

Preparation

1. Prepare for the play by choosing costumes and props for each character in the story. Decorate the area with any scenery props.
2. Write the words "Beginning," "Middle," "End" on a large piece of paper/whiteboard with plenty of space under each heading. You will use this paper to help the children think about the story as a three-scene play, as it is presented in the script.

Instructions

1. Tell the children that they will get to act out the story as a three-scene play, with a beginning, middle and end section. Tell them that before they can act it out, they need to think it out. as you narrate it with your script.
2. Take the children's answers as they recount the story, helping them put key incidents in the right order.
3. If desired, when they have filled in their Beginning, Middle, End, read through your whole (real) script, so they hear exactly what you will have them act out.
4. Then tell the children that it's time to practice acting out the story.
5. Assign parts to each child. If you are using costumes, do NOT give them out at this point. They will be a distraction.
6. Have all the children sit on the floor or in chairs on one side of the "stage," then call the characters up in place as their part in the story comes.
7. As you read the script, guide the children in where you want them to move or do to act it out.
8. After going through the whole script once, give out any costumes and props and act out the script once or twice more.

Optional TAKING IT TO OTHERS Activity: Re-enacting the Story

Read the script as the children act out together (younger) or assuming different roles (older) as the other children or the parents watch.

CASE REPLAY, JR--YOUNGER KIDS (KINDERGARTEN) P.2

Welcome to our play! The name of our story is: The Case of the Doctor Who Needed Patience.

Our story starts out in 1839, in Scotland.

And now we present: "The Case of the Doctor Who Needed Patience."

Scene 1:

As William packed his trunk to go to Edinburgh University, his mother gave him a Bible with her name, his name and a Bible verse written in it. There would be many opportunities and temptations at university. She urged him to remember her words and to read the Bible to guide him. William's mother was right. The fine doctors that taught him to be a doctor, also encouraged them to stop believing in God and the Bible. He had lots of new friends, but they taught him to drink whiskey and do bad things. William wanted a drink all the time, but ran out of money to buy whiskey. He decided to sell the Bible at a pawn shop for money to buy more whiskey. Even though he drank so much, William finished university as one of the best students. The largest hospital in Edinburgh hired him. Before long, he became one of their very best doctors. William became very proud. He became famous for saving the lives of people no one else could save. He thought he did it all by himself. He didn't just forget God, he started to mock Him. He became a leader of The Infidel Club, a group of people who didn't believe in God and made fun of those who did.

Actions:

Scene 2:

The LORD loved William, even though William didn't love Him. He brought William to know this through a dying man at the hospital. The man's body had been terribly crushed at work. The man's body had been terribly crushed at work. When William saw him, he knew it was a hopeless case. This man would die. The man's face was full of pain, but also peace. William hadn't seen this before. The man wanted to know how long he had to live, but William didn't want to tell him.

But the man told William that he trusted in the blood of Jesus, he was ready to die. William told him he had only hours to live. He expected the man to get upset, but he didn't. He still trusted in God. William couldn't believe what he saw. He asked the man if he could do anything for him. The man asked that someone take the money from his pocket to pay his landlady and to ask her to give them the book. William wanted to know what book he meant, but the man just said that the landlady would know. William sent an aide to the landlady, then went to help other patients.

Scene 3

Hours later, William kept thinking about that man and wondering about his book. When he went back to check on him, the nurse told him that he had just died and that his book was under his pillow. William pulled the book from underneath the pillow, curious to know what book the dying man wanted. He expected it to be the book telling how much money he had, but was shocked to see that it was a Bible. And not just any Bible: it was the Bible his mother had given him long ago. William knew the Lord had done this. He took the Bible and went to his office, knelt down and cried out to God for forgiveness. The Lord brought to mind John 3:16. William trusted in Jesus as his own Savior. He was forgiven and saved. William wanted to tell everyone about God's amazing love for sinners. He decided to stop being a doctor and became a preacher instead.

Bible Truth Tie-In:

The Bible Truth we are learning is: **God Loved His People Before They Loved Him.** For years, William forgot and even mocked the LORD, yet, the LORD loved him. On just the right day, He revealed Himself to William through the dying man in the hospital.

CASE REPLAY, SR--OLDER KIDS (1ST GRADE AND UP) P.3

Welcome to our play! The name of our story is called: The Case of the Doctor Who Needed Patience.

Our story starts out in 1839, in Scotland.

The characters in our story are: William, William's mother, Doctors/teachers at university, William's friends, Patients; Members of the Infidel Club; the crushed man; the nurse, the aide and the man's landlady.

And now we present: "The Case of the Doctor Who Needed Patience."

Scene 1: (Beginning)

As William packed his trunk to go to Edinburgh University, his mother gave him a Bible with her name, his name and a Bible verse written in it. There would be many opportunities and temptations at university. She urged him to remember her words and to read the Bible to guide him. William's mother was right. The fine doctors that taught him to be a doctor, also encouraged them to stop believing in God and the Bible. He had lots of new friends, but they taught him to drink whiskey and do bad things. William wanted a drink all the time, but ran out of money to buy whiskey. He decided to sell the Bible at a pawn shop for money to buy more whiskey. Even though he drank so much, William finished university as one of the best students. The largest hospital in Edinburgh hired him. Before long, he became one of their very best doctors. William became very proud. He became famous for saving the lives of people no one else could save. He thought he did it all by himself. He didn't just forget God, he started to mock Him. He became a leader of The Infidel Club, a group of people who didn't believe in God and made fun of those who did.

Scene 2: (Middle)

The LORD loved William, even though William didn't love Him. He brought William to know this through a dying man at the hospital. The man's body had been terribly crushed at work. The man's body had been terribly crushed at work. When William saw him, he knew it was a hopeless case. This man would die. The man's face was full of pain, but also peace. William hadn't seen this before. The man wanted to know how long he had to live, but William didn't want to tell him.

But the man told William that he trusted in the blood of Jesus, he was ready to die. William told him he had only hours to live. He expected the man to get upset, but he didn't. He still trusted in God. William couldn't believe what he saw. He asked the man if he could do anything for him. The man asked that someone take the money from his pocket to pay his landlady and to ask her to give them the book. William wanted to know what book he meant, but the man just said that the landlady would know. William sent an aide to the landlady, then went to help other patients.

Scene 3: (End)

Hours later, William kept thinking about that man and wondering about his book. When he went back to check on him, the nurse told him that he had just died and that his book was under his pillow. William pulled the book from underneath the pillow, curious to know what book the dying man wanted. He expected it to be the book telling how much money he had, but was shocked to see that it was a Bible. And not just any Bible: it was the Bible his mother had given him long ago. William knew the Lord had done this. He took the Bible and went to his office, knelt down and cried out to God for forgiveness. The Lord brought to mind John 3:16. William trusted in Jesus as his own Savior. He was forgiven and saved. William wanted to tell everyone about God's amazing love for sinners. He decided to stop being a doctor and became a preacher instead.

Bible Truth Tie-In:

The Bible Truth we are learning is: **God Loved His People Before They Loved Him.** For years, William forgot and even mocked the LORD, yet, the LORD loved him. On just the right day, He revealed Himself to William through the dying man in the hospital.

The Book Under the Pillow

Description

Children will sew and stuff a little pillow, put it on a cardstock “bed” with a paper Bible with John 3:16 written in it.

Materials

Pillow:

White felt, Tapestry needles, yarn (older children)

OR White cardstock (youngest children who might have difficulty sewing)

Stapler (s)

Cotton balls or stuffing

Bed:

White Cardstock

White Felt

Tape

Glue or glue sticks

Bible:

White paper

Markers

Preparing the Craft

1. Use Pattern #1 to cut out pillow shape from white felt or white cardstock.
2. If sewing the pillow, thread each tapestry needle with yarn, both ends knotted together. If making paper pillow, fold pillow along dashed line and staple up 2 long sides and 1 short side, leaving last short side open for stuffing.
3. Copy Pattern #2 onto cardstock. Cut 4 slits as indicated. If desired, go ahead and fold up shape into bed shape by folding along dashed lines then securing with tape.
4. Use Pattern #3 to cut out “sheet” for bed out of white felt.
5. Copy Patterns #4-6 on white paper. Cut out each one, put together like little book with Pattern #3 as cover (lay face down), then Patterns #4 and #5 (lay face up). Staple down center and fold.

Making the Craft

1. Show the sample of the craft you have made.

The Pillow:

2. If sewing the pillow, have children fold felt over and sew in up and down stitch around two of the open sides of pillow, about $\frac{3}{4}$ ” from the edges. Have them knot the yarn, but do not cut it off yet. Use the cotton balls to stuff the pillows. Then, proceed to sew remaining side. Knot again, this time cutting off excess yarn.
3. If making paper pillow, have the children decorate it with markers, then stuff it. Use stapler to staple shut open side.

The Bed:

4. Fold up sides along dashed lines, then tape to secure.
5. Glue down sheet on bed.

The Bible:

6. Can decorate with markers, if time allows.
7. Place on bed, under pillow.

Optional **TAKING IT TO OTHERS** Activity: Craft Presentation

If you are presenting the craft to other children or parents the children can hold up their crafts (or your model craft) and read their Bible Truth Connection answers to explain the importance of the craft.

CASE CRAFT**Discussion Guide****Instructions:**

As the children are settled into making their craft, ask them these questions to help them understand the craft's significance. Use the answers provided to guide the children's answers.

Discussion Questions

1. Where did William MacKay work? *In a hospital in Edinburgh, Scotland.*

2. Who did he meet at the hospital that God used to change his life? *A dying man who was brought to the hospital.*

3. What did the dying man ask for? What did William do to see what this was after the man died?

A book from his room. William pulled out the book from under the dead man's pillow to see what it was.

4. What is Bible Truth that we are learning?
God Loved His People Before They Loved Him.

5. What does our craft have to do with our Bible Truth: God Loved His People Before They Loved Him?

When William saw that the dying man's book was his very own Bible, God softened William's hard heart to see that He had been loving William all along, even though William had rejected Him.

6. What can our craft help us remember?
God loves even "really bad" sinners, long before they love Him. No one is too far away for God and His great love to bring to Him. God will forgive them and make them His people if they turn away from their sins and trust Jesus as their Savior.

TAKING IT TO OTHERS**Craft Presentation****Instructions:**

Have children hold up your model craft/their crafts. Choose five children (or you say) the five sections below to explain the craft's importance.

Presentation:

1. Our craft is: The Book Under the Pillow.

2. In a hospital in Edinburgh, Scotland, William MacKay pulled out the dying man's book from under the pillow because he wanted to know what book it was that this godly man wanted before he died.

3. Our Bible Truth is: God Loved His People Before They Loved Him.

4. When William saw that the dying man's book was his very own Bible, God softened William's hard heart to see that He had been loving William all along, even though William had rejected Him.


5. Our craft can help us remember that God loves even "really bad" sinners, long before they love Him. No one is too far away for God and His great love to bring to Him. God will forgive them and make them His people if they turn away from their sins and trust Jesus as their Savior.

Note: Even non-readers can participate in presenting the craft, if you will whisper what they are to say in their ear and let them say it aloud for the others to hear.


Craft Pattern #1
Pillow



Craft Pattern #2
Bed



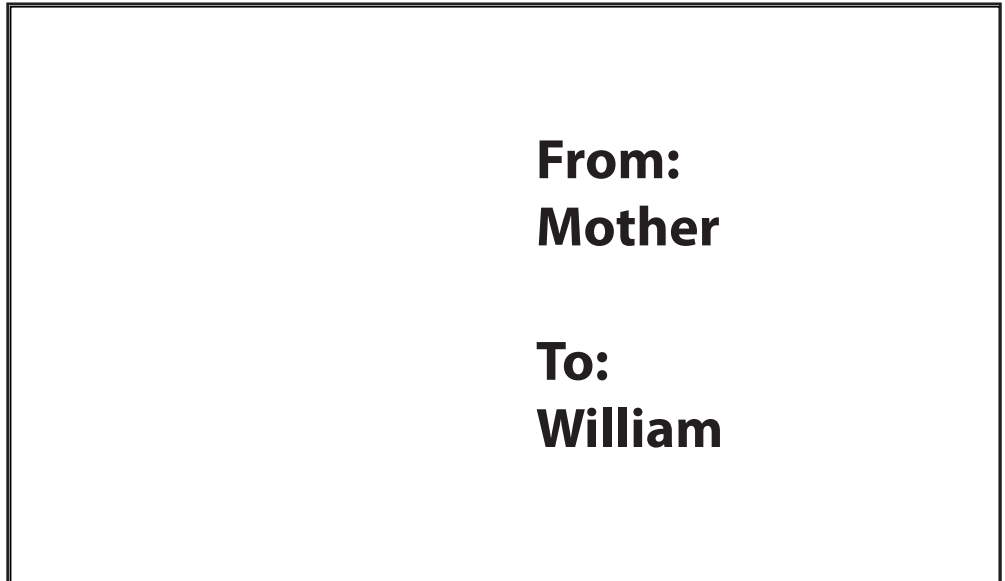
Craft Pattern #3
Sheet




Craft Pattern #4,
Bible Cover



Craft Pattern #4,
Written In
Version



Craft Pattern #4,
Blank Version



Craft Pattern #4,
Written In
Version

For God so loved the world that He gave His only
Son that whoever believes in Him will not perish
but have everlasting life. John 3:16

Craft Pattern #4,
Blank
Version

BEFORE CLASS:**1. PICK YOUR PERSON**

VIPPs can be anyone in your church! Typically, they fall into 6 categories: Church staff, Elders, Deacons/deaconesses, Special Volunteers (people who aren't paid, but spend a lot of time helping out in particular ways), Supported Workers (a.k.a. missionaries), and Church Members.

2. GATHER YOUR FACTS

Use the VIPP Information Sheet to write down the facts about your VIPP. The information on this worksheet is used in the VIPP activities, listed in the "Choose an Activity" section below.

DURING THE ACTIVITY:**1. INTRODUCE YOUR VIPP**

Introduce your VIPP to the children, using the VIPP Information Sheet. Fill in a set of VIPP Clue Cards with the information for your VIPP. If desired, you can even have the actual person come into class for the children to meet.

Need help describing what someone does for the church in a kid-friendly way? Click on the list of common VIPPs and how to describe what they do to kids. See if your VIPP is one of these. It may save you some time.

2. PRAY!

Lead the children in praying for the VIPP. Ask the children if they would like to pray for one of the VIPPs prayer requests. Even non-readers can pray for the VIPP if you whisper the prayer request in the their ear, then let them say it aloud. Never force a child to pray!

3. CHOOSE AN ACTIVITY

There are two activities you can use to help the children learn about the VIPP:

VIPP Clue Cards: These are 9 coloring sheets in which children fill in the 9 things they learn about the VIPP from the VIPP Information Sheet. Photocopy a set of each child. Use as few or as many of these Clue Cards as you desire.

VIPP Game: This is a game that uses a set of Clue Cards for one or two VIPPs.

Choose a VIPP and fill in his/her information on the VIPP Information Sheet. Fill in a set of VIPP Clue Cards with the information for your VIPP. Tell the children about the VIPP, having them fill in the VIPP Clue Cards with the key facts as they learn them. Write any words the children need to write on a white-board or other piece of paper so they can see how to spell them. Help younger children write these words on their clue cards. Ideas for how to tell the children about many common VIPPs are listed at praisefactory.org with the resources for this Bible Truth.

Optional TAKING IT TO OTHERS Activity: Introduce and Pray for the VIPP

If you are presenting the VIPP to other children or parents you can assign children to hold up the 10 clue cards and say what each card tells about the VIPP. (Or, you can have the children hold them up as you tell what each one means.) Then lead the children in praying for the VIPP.

Game: Over, Under and Throw

Materials

Information Sheet for one VIPP

2 Set of Clue Cards

8 8.5" x 11" Manilla Envelopes

Nerf Ball or other soft ball for indoor use

Box or basket big enough for the envelopes to fit in and the ball to land in.

Preparing the Game

1. Fill in one set of clue sheets for the VIPP you are using.
2. Tape the other (blank) set of Clue Cards to the outside of the manilla envelopes.
3. Put the filled-in clue cards in the corresponding envelope.
4. Put all the Clue Cards envelopes in a bag, except for the ones with the names and pictures of the VIPPs.
5. Place the envelopes in the basket, a good shooting distance from where the child at the head of the line will stand.

Playing the Game

Reveal: Tell the children about the VIPP, showing them your filled-in clue cards as you tell about them.

Review: Have the children line up, all facing forward. Give the ball to the last child in line. At your signal, have them pass the ball to the next child with an overhead pass; then that child passes the ball through the legs of the next child, etc. until the ball reaches the first child. The first child in line then tries to make a basket. If he succeeds, he gets to go up and pick out an envelope to open. the teacher (or the child) tells the Clue Card category. The other children try to remember what the VIPP's answer was. Open it up and see if they got it right. If they did, the Clue Card is retired. If not, it can be added back with the Clue Cards in the basket. Game continues until all the envelopes have been retired or as time or attention span allows.

VIPP INFORMATION SHEET

VIPP NAME:

WHAT VIPP LOOKS LIKE

Man or Woman? _____

Hair color? _____

Eye color? _____

FAVORITE ANIMAL

FAVORITE FOOD

FAVORITE FREE TIME ACTIVITY

WHAT VIPP DOES DURING WEEK

VIPP GROUP OF SERVICE:

Church Member

Deacon

Elder

Church Staff

Special Volunteer

Supported Worker
(Missionary)

3 WAYS VIPP SERVES CHURCH

**3 WAYS TO PRAY FOR
THE VIPP**

BIBLE TRUTH 2, LESSON 3: PLANNER/OVERVIEW

GETTING STARTED: Welcome and Opening Songs (*introduce unit and get kids moving with these songs*)

Welcome to Praise Factory: PFI: Praise Factory Investigators Theme Song *PFI NIV Songs 8, Track 1*

Rules to Help Us Worship God and Love One Another: WoGoLOA Classroom Rules Song
PFI NIV Songs 8, Track 2

Big Question Under Investigation: Big Question 8 Songs *PFI NIV Songs 8, Tracks 3,4*

Big Question Bible Verse: 1 Chronicles 16:34 Song *PFI NIV Songs 8, Track 5*

DIGGING DEEP DOWN: Key Concept and Story (*introduce the Bible Truth and tell the related story*)

Bible Truth 2: God Loved His People Before They Loved Him

Bible Truth Hymn: Oh, How I Love Jesus, v.1 *PFI NIV Songs 8, Track 8*

Bible Verse: Ephesians 1:4-6

Bible Verse Song: For He Chose Us *PFI NIV Songs 8, Track 9*

Lesson 3 New Testament: The Case of the Chosen Who Needed Courage
Acts 18- 20; Ephesians; Colossians 4:7-9, 1 and 2 Timothy, Revelation 2:1-7

TAKING ACTION: Response Activities (*choose from among these activities*)

Snack and Discussion Planner: Fiery Flames Burn Up Scrolls

ACTS Prayer: Prayer Sheet

Bible Truth Review: Discussion Questions and Game: Beanbag Grand March

Bible Truth Hymn: Oh, How I Love Jesus, v.1 *PFI NIV Songs 8, Track 8*
Song, Sign Language and Song Game: Mimic Me! **PFI NIV Songs 8 BOOK or ONLINE**

Bible Verse Review: Ephesians 1:4-6 Discussion Sheet and Game: Which Way Did It Go?

Bible Verse Song: For He Chose Us Ephesians 1:4-5 *PFI NIV Songs 8, Track 9*
Song, Sign Language and Song Game: Word Take Away **PFI NIV Songs 8 BOOK or ONLINE**

Story Review: Discussion Questions and Game: Forceball

Case Replay, Jr: Drama Activity for Youngest Children (children do same story actions together)

Case Replay, Sr: Drama Activity for Most Children (children re-tell story with individual parts)

Craft: The Gospel of God's Love

VIPP (Very Important Prayer Person) Prayer Time: Coloring Sheets (back of book), Game: Stop and Go

TAKING IT HOME: Take Home Sheet for Review and Family Devotions

PFI Pronto: Bible Truth 2, Lesson 3 **PFI NIV Prontos 8 BOOK or ONLINE**

The Case of the Chosen Who Needed Courage by Connie Dever*Acts 18-20; Ephesians; Colossians 4:7-9, 1 and 2 Timothy, Revelation 2:1-7***Our story is: The Case of the Chosen Who Needed Courage.****As you listen to the story, see if you can figure out:**

1. Who were the chosen? Who had chosen them and when?
2. What did He chose them to be and to do? How did this give them courage?

This story takes place in New Testament times, about ten years after Jesus rose from the dead and went to heaven. It takes place in Ephesus, a city in the country that is now called Turkey.

Ephesus again! At last! It had been a year since Paul visited that city. On that last trip, many had gathered in the synagogue as Paul told them the gospel. They eagerly listened and believed. As Paul left town, the new believers pleaded with him, "Come back and stay longer!" How they wanted to learn more about Jesus!

"I will come back, if it is God's will," Paul promised. "I will leave my friends, Priscilla and Aquila, with you now to teach you more about Jesus," he told them.

It was God's will, so here was Paul, a year later, once more walking the marble-paved streets of Ephesus. He was eager to see the new believers; and, eager to tell more people of God's gracious love for sinners in Jesus.

And what a lot of people there were to tell! Ephesus was built at the crossroads of two great trade routes. Merchants from Asia, Europe and Africa passed through Ephesus to buy and sell their goods. If Paul told these people the good news of Jesus, they could take it back to their distant homes. How wonderful!

But the people of Ephesus, themselves, needed the gospel, too. Ephesus was a huge city of 200,000 people—one of the largest in the Roman Empire. There were over fifty different gods and goddesses worshiped in Ephesus, the greatest by far being the goddess Artemis. Her huge magnificent temple, four times the size of the huge Parthenon in Athens, drew thousands of worshipers each year. They came to offer sacrifices and to do wicked things that were supposed to please the great goddess. In return, they hoped she would make them rich and successful. At very least, Artemis made the silversmiths of Ephesus rich, for these men

made their living selling small statues of Artemis to thousands of worshipers.

Ephesus was also a great city for the buying and selling of magic spells. Many people lived in fear of evil spirits who they believed ruled in the heavenly places and had great power over their lives. People from all over came to Ephesus to buy magic spells to protect themselves from these spirits. The Jewish magicians were considered most powerful of all. They used the name of the LORD in their spells, a name so great that it was only to be spoken by the high priest, they told the people who bought their spells.

Paul knew what these men were doing was wicked! They were dishonoring the LORD and they were tricking men and women into thinking they could use the LORD's name to do what they wanted to do, as if He was some puppet. The LORD was definitely no puppet! He was the one, true God. He had long loved sinful people with His gracious love in Jesus. He had done so much more to rescue them from the power of Satan and the misery of their sins, than these people ever imagined! He reigned victoriously in the heavenly realms, over and above all. As Paul watched all the people in the agora (marketplace) buy the little statues and the magic spells, he was grieved. Oh, how badly someone needed to tell these Ephesians the truth! They would stay dead in their sins without it!

So that was exactly what Paul did when he came to Ephesus: preach the gospel! First in the Jewish synagogue, then in the Hall of Tyrannus, then house to house, Paul preached God's gracious love for sinners through Jesus: "God made us to know Him, but we have all rebelled against Him. Our hearts are dead to Him. We

Story-telling Tips**Ahead of time:**

1. Read the Bible verses and story. Pray!
2. Create story cue cards on index cards (or highlight text).
3. Practice telling story dramatically, timing your presentation. Shorten, if necessary to fit your allotted time.
4. Decorate area with story props that help bring your story alive.

During your presentation:

1. Maintain as much eye contact as possible as you tell the story. Point to/use props at important points in the story. Include the kids in your story with a few questions about what they think will happen or words/concepts that might be new to them.
2. Watch the kids for signs that their attention span has been reached. Shorten, if necessary.

deserve His just punishment for our sins. and we cannot rescue ourselves," Paul told them.

"But from before the beginning of the world, God chose to save sinners through His Son, Jesus," Paul preached. "At just the right time, He sent Jesus to be the perfect sacrifice for their sins when He died upon the cross. God raised Jesus to life on the third day, showing that He had won victory over sin and death, for all who would ever turn from their sins and trust in Him as their Savior. They would be His dearly loved, adopted children forever," He told them.

"This is the good news God's gracious love for sinners in Jesus! Come, repent of your sins! Leave behind your idols and magic spells! Don't fear the evil spirits! Turn away from your old way of life! Trust in Jesus as your own Savior and be made new in Him! You can be God's adopted children, too!" Paul urged them.

Paul's words were not just talk. The LORD backed up what Paul preached with "amazing miracles, so that even handkerchiefs and aprons that had touched him were taken to the sick and they were healed.

When the Jewish magicians saw the power of Jesus' name, they added it to the spells they sold people. But the LORD would not let His name be misused like that. He used their tricks to shame the magicians and to encourage many to turn away from magic and trust in Jesus. How powerful the name of Jesus was to overcome any evil!

News of what happened spread rapidly. Many believed in Jesus. They burned up 50,000 drachmas of magic scrolls in a bonfire--enough money to take care of a person for over a hundred years! Others stopped worshiping Artemis and the other idols.

Not everyone was pleased with what has happening in Ephesus. Demetrius, a leading maker of silver statues didn't like that less people were buying his statues. He stirred up an angry mob to kill Paul. Paul barely escaped Ephesus alive, but how he rejoiced at how many people had come to know God's gracious love for sinners through Christ Jesus!

That was the last time most of Ephesians were to see Paul. Angry Jews in Jerusalem arrested Paul for something he didn't do. He spent the next five years in suffering in Roman prisons. Life was difficult for the

believers in Ephesus, too. Bad men began to teach that believers could worship the old gods and goddesses and still be Christians. Many were tempted to go back to some of the wicked things they used to do. Believers were not treating each other with love and honor as they should.

Word of the troubles in Ephesus reached Paul in prison. He couldn't go to them, but he could write. And so he did. Paul finished his letter, rolled it up and handed it to his faithful friend, Tychicus. "Take this letter to the Ephesians. Read it to them and encourage them in God's gracious love for them. Tell them that the Lord is keeping me well."

How happy the Ephesians were to see Tychicus and get news from Paul! They listened eagerly as he read Paul's letter to them: "To all the saints in Ephesus, the faithful in Christ Jesus. Praise God for giving us every spiritual blessing in Christ. He chose us before the creation of the world to be holy and blameless in his sight. He chose us to be adopted as his children. He chose us for the praise of his glory. Your hearts were dead to God and you deserved His punishment for your sins. But because of His great love for us, He made us alive with Christ. He has forgiven our sins. He has filled us with His Holy Spirit. Our old way of living is gone! We have been made new in Jesus."

"We have even more to look forward to," Paul reminded them. "When our lives on earth were over, God will bring us to live with Him so we can enjoy Him completely and so He can shower us with His gracious love forever. I pray that you will understand more and more about how deep God's love is for you! And don't forget that God's love for us will show to all those evil spirits in the heavenly places you fear --as well as all the good angels—the glorious, perfect wisdom of His plan for the world through Jesus."

"Hold on to these truths!" Paul urged them. As God's dear children, imitate Him in how you love each other. Sacrifice for each other! Honor and obey your God-given leaders! Don't follow anyone who teaches you lies and tells you that it's ok for Christians to worship idols and do magic. Fight against the devil's plans by having faith in God and living for Him. Know God's Word! Pray for each other! God will give you victory!"

encouragement to them. The Lord used his words to remind them of God's gracious love for them, from before the creation of the world. It helped them to fight against the lies of bad teachers and against sins in their own lives.

Cracking the Case:

It's time to answer our Case Questions.

1. Who were the chosen? Who had chosen them, to be what? When did He chose them? The believers in Jesus (in general), but the believers in Ephesus (in this story). The Lord chose them to be His dear, adopted people, saved through Jesus. He did this before He even created the world.

2. Why did they need courage? What did they take courage from? Others in Ephesus were persecuting them for being Christians. From knowing that God had chosen them and made them His dear, adopted people. He would take care of them in this life and one day, take them to be with Him forever in heaven.

Something For You and Me

Our Bible Truth is:

God Loved His People Before They Loved Him

Our Bible Verse is: Ephesians 1:4-6

"For He chose us in Him before the creation of the world to be holy and blameless in his sight. In love He predestined us to be adopted as His sons through Jesus Christ, in accordance with his pleasure and will-- to the praise of his glorious grace, which he has freely given us in the One he loves."

Did you know, Paul's letter to the Ephesians has helped many more Christians than just those who gathered around Tychicus that day. Christians for thousands of years have been encouraged by it. Do you know how? It is one of the books in our Bibles! And of course, that means something for you and me, too.

It means that God wants us to know of His gracious love for sinners from before the creation of the world. He wants us to turn away from our sins, confess them to Him and trust in Jesus as our own Savior. He wants us to be some of His chosen, beloved children that can enjoy Him know through the Holy Spirit living in our hearts. And after we die, can live with Him, enjoying Him and being showered with His gracious love forever and ever. Let's praise God for loving sinful people, long before they ever loved Him. Let's ask Him to help us to

confess our sins and trust in Jesus as our own Savior that we might be His very, own adopted children.

Close in prayer.

Closing ACTS Prayer

A God, we praise You for being the Chooser and Adopter of Your people through Jesus.

C God, we confess that like the Ephesians we are sinners who need to turn away from our sins. We need a Savior!

T God, we thank You for loving Your people so completely, from even before the creation of the world. Thank You for making sure that they would be Your people by planning to give Your Son Jesus to save them.

S God, work in our hearts! Help us to turn from our sins and trust in Jesus as our Savior. Make us Your adopted children who will know You and love You forever.

Special Words

Roman Empire: The Roman Empire began in Rome and spread out into Europe, Asia, around the Mediterranean Sea and into Africa as Roman soldiers attacked and captured the peoples in those countries. It was one of the greatest, largest empires that has ever been. About 70 million were ruled over from Rome when it was at its largest.. It lasted for hundreds of years.

Ephesus: One of the largest, most important cities in the entire Roman Empire.

Artemis: One of the Roman goddesses. She was the goddess most worshiped in Ephesus. A magnificent temple was built to her there. Life in the city centered around the worship of her.

ACTS PRAYER ACTIVITY

Use this sheet to write down your ACTS Prayer

Instructions:

Use this sheet to help the children apply the Bible Truth into a prayer. You can use the ACTS provided or even better, have the kids think of their own applications. Also have the children add their personal requests to the prayer, too. Lead the children in the prayer or let them pray sections, with your help. Never force a child to pray! Non-readers can participate by you whispering a section of the prayer into their ear and allowing them to pray it aloud for the group.

ADORATION:

God, we praise You for being the One who loves Your people long before they love You!

God, we praise You for being.....

Add your own Adorations:

CONFESSION:

God, we confess that we are all sinners who have rebelled against You and Your wonderful love. We do not deserve to be Your people, but if we are to be Your people, You will have to save us. We need a Savior!

God, we have sinned against You....

Add your own Confessions:

THANKSGIVING:

Thank You, God for planning to save Your people from even before they were born, even before You created the world! Nothing would stop You from making them Your people!

God, we thank You for...

Add your own Thanksgivings:

SUPPLICATION:

God, work in our hearts. Help us to turn from our sins and trust in Jesus as our Savior. Make us Your people, who love, obey and enjoy You now and forever.

God, we need Your help...

Add your own Supplication:

SNEAKY SNACK

Can you figure out how this snack ties in with our case?

Snack: Fiery Flames Burn Up Scrolls

Pieces of a Pirolline (stick shaped cookies with a crème filling eaten with ice cream) “magic scrolls” on top of thin pretzel stick “wood” and candy corn/red fruit roll up fire.

This is only a suggestion. Feel free to modify. Be mindful of allergy issues among your children!

Case Tie-in: When the Ephesians heard the gospel of Jesus, they turned away from their sins and even burned up their magic scrolls. They had become God’s dearly loved, adopted people. They had someone far better to trust in than anything they used to think these scrolls could do for them.

SOUL FOOD

Food for thought during snack time

1. What does the snack have to do with the story?

Choose a few questions from the other activity discussion sheets to talk about during this snack time.

2.

3.

4.

5.

6.

7.

Directions: Read and discuss Bible Truth, using a FEW of the questions. Play game. Feel free to modify the game to fit your children.

God Loved His People Before They Loved Him

Even before God created the world, He loved His people. Even back then, He knew all about them. He knew that they would be sinners like everyone else. He knew they would all rebel against Him and deserve His punishment for their sins.

Yet even though He knew all this about them before even a single one of them was born, He loved them deeply and wanted them to be His people. He chose to set His love upon them in a special way. He chose to send His Son, Jesus, to pay for their sins. He chose that by the Holy Spirit, He would give them faith in Jesus, and through that faith, He would forgive their sins. He would give them each a new heart to love and obey Him. They would be His special people--a countless number from every language and people on earth, who would live to enjoy Him and praise His amazing love forever.

We can know God's love and be His dearly loved people, too, when we turn from our sins and trust in Jesus as our Savior.

Understanding the Bible Truth

1. Who did God love even before He created the world? *His people.*
2. What did God know about His people, even back then? *Everything about them. He knew they would all rebel against Him.*
3. What was God's love for His people like? *The deepest of loves.*
4. What did God's people deserve for their sins against Him? *Eternal punishment, just like all other people.*
5. What did God chose to do for His people? *To set His love upon them in a special way. Chose to send Jesus at just the right time to pay for their sins; chose to give them new hearts to love and obey Him; chose to make them His special people.*
6. What are God's people like? *A countless number from every language and people on earth.*
7. What do God's people get to do? *Forever enjoy God's fellowship and sing the praises of His amazing love and mercy.*
8. How can we know God's love and be His dearly loved people, too? *By turning from our sins and trusting in Jesus as our Savior.*

Bible Truth Story Connection Questions

1. What did Paul write to the Ephesians believers about God's love for them? *In love, He chose them before the creation of the world to be blameless and holy in His sight. He chose them to be adopted as His own sons through Jesus.*
2. Why would Paul want to remind them of God's love for them in Christ? *To remind them of the true good news after hearing the lies of the bad teachers. To remind them of how God has loved them so that they can know how to imitate God's love in how they love each other.*

Bible Verse Connection Question

1. What does our Bible Truth have to do with our **Bible Verse: Ephesians 1:4-6**: "For He chose us in Him before the creation of the world to be holy and blameless in his sight. In love He predestined us to be adopted as His sons through Jesus Christ, in accordance with his pleasure and will-- to the praise of his glorious grace, which he has freely given us in the One he loves."?

Before the beginning, God already knew and loved His countless number of people. He loved them not because of their own goodness, but in Christ. Through the forgiveness of sins He would give to them through His own Son. He made them His sons so that they would live to enjoy His fellowship and sing the praises of His amazing love and mercy forever. And He has done it all because it was His pleasure. It has happened perfectly, because it is His will.

Life Application Questions

1. Can we be God's people, loved long before we have loved Him? How? *Yes! When we confess our sins to God; turn from them; and trust in Jesus as our own Savior.*
2. How does knowing about God's love from before the creation of the world encourage us about people who have not yet trusted in Jesus as their Savior? *We can know that no matter how much they seem to reject the good news of Jesus, God is able to turn their hearts to Him and save them.*

ACTS Questions

1. What is something we can praise God for from this Bible Truth? *Praise God for His Special Love for His people that loved them first.*
2. What are sins we can confess to God because of this Bible Truth?
Confess specific ways that we have not loved God in what we've thought, said and done.
3. What is something we can thank God for because of this Bible Truth?
Thank God for choosing to love His people even though He knew they would rebel against Him.
4. What is something we can ask God for because of this Bible Truth?
We can ask God to work in our hearts that we would want to turn away from disobeying Him and trust in this wonderful Jesus as our own Savior. Ask God remind us each day of the good things He gives us. Ask Him to make us grateful for them and thank Him for them and help us to glorify Him in the way we use them.

The Gospel

1. How could God love His people, even though He knew they would be sinners? What was His great plan? What is the gospel?
God is the good Creator and King of the world. He made people to worship Him and live by His good laws. But we are all sinners who have rebelled against Him. We all deserve death--God's just, eternal punishment for our sins. How terrible! But God has good news for us. In His great mercy, God sent His Son Jesus to earth to save sinners. Yes, Jesus, the perfect Son of God, left His home in heaven and became a man. He lived the perfect life that pleases God. (He's the only one who has ever done that!) He offered it up to God His Father as the perfect sacrifice for sins when He suffered and died on the cross. Then, on the third day, Jesus rose from the dead in victory. He had fully paid for the sins of God's people, so they wouldn't have to! Now all who turn away from their sins and trust in Jesus as their Savior will receive forgiveness of sins and eternal life with God. They will be His very own special people who will know Him and enjoy Him forever. We can be God's people, too, if we turn from our sins and trust in Jesus as our own Savior.

Game: Beanbag Grand March

Materials

Small bowl or bag
1 Bean Bag per child
CD and CD player
Bible Truth Questions

Preparing the Game

1. Choose 20+ questions for your game from the Bible Truth Discussion Questions, or make up your own.
2. Write the Bible Truth questions on small thin strips of paper (or make a photocopy of the Bible Truth Discussion Questions and simply cut them into strips) and put them in the bag/bowl.

Playing the Game

Have the children form partners, then form a big double circle. Give each child a bean bag. Have them balance them on their heads. Tell the children that you will start the music and tell the children to move however you command them to move, such as march, walk, skip, tip toes, big knee bends, pat head, fly like a bird, etc. (BUT NOT RUN!!!) and try not to let their bean bag fall off their heads. When/if the bean bag falls off, a team is to sit down. When the music stops, all of the seated children are asked a question. If they get the right answer, then everyone is released to the march again. If not, then they must wait until the next time a question is asked and answered correctly.

Game continues as number of questions, time, and attention span allow.

NOTE: Have the children who are "out" help make up actions for the other children to do, put them in charge of the music, etc. along with you. This will keep them happily occupied as they continue.

Non-competitive Option

Let all the children whose beanbag fell join back into the march, even if the class misses the question. Add the missed question back into the bag for further review.

Optional TAKING IT TO OTHERS Activity: Quiz Questions

Have the children choose a few of the questions from the game to ask the parents/other children during TAKING IT TO OTHERS time. Help pre-readers by whispering the question in their ear and letting them ask it aloud to the parents/other children. Make sure you read the Bible verse aloud before you ask your questions.

Directions:

1. Write words to song in large print before class.
2. Play the song for the children, helping them follow along on the song sheet.
3. Discuss the song, using a few questions from the discussion sheet. *Don't use them all!*
4. Introduce sign language for key words of your choice from sign language sheet for your song. Use as few or as many as you think the children can learn.
5. Sing and sign the song. Sign language as well as large format lyrics and sheet music are found in the PFI Unit Songbook or online.
6. If desired, play the Song Game.

Optional TAKING IT TO OTHERS Activity: Presenting and Singing the Song

1. Sing and sign the song, encouraging the watching children/parents to join in.
2. Ask the class some of the questions listed below. The Bible Truth Connection Question is particularly good to help them understand how the song ties in with the Bible Truth.

Oh, How I Love Jesus

Verse 1

There is a name I love to hear,
I love to sing its worth;
It sounds as music in my ear,
The sweetest name on earth.

Oh, how I love Jesus,
Oh, how I love Jesus,
Oh, how I love Jesus,

Listen to it on PFI NIV Songs 8, Track 8

Understanding the Song

1. What does is the name the singer loves to hear? *The name of Jesus.*
2. What does the singer love to sing about and what does that mean? *The worth of the name of Jesus. Worth means what is good and valuable about it.*
3. What does Jesus' name mean and how does that tell us of its worth? *It means 'Yahweh saves.' It is of greatest worth because we all are sinners, deserving eternal punishment for our rebellion against God. We never can never save ourselves from this punishment. Only Yahweh, who sent His Son, Jesus to live a perfect life and offer it up on the cross as the perfect sacrifice for sins could do what was needed to save us. Jesus' name tells us of this greatest act of love that Yahweh did for all who would ever turn and trust in Him. There is nothing worth more than the name of Jesus!*
4. What does it mean that Jesus' name sounds like music in the ear? *Not that it sounds like someone singing. It's an expression meaning something is really good news.*
5. What does 'sweetest name on earth' mean? *Not sweet-tasting like sugar. Sweetest also mean the best. Jesus' name is the best name on earth.*
6. What makes Jesus' name the best on earth? *He alone could save sinful people from the eternal punishment they deserve.*
7. What does the singer love Jesus? Why is that so important to him? *Because Jesus first loved him. The Bible tells us that God loved us while we still were sinners, living in rebellion and hatred of Him. He sent Jesus to die for His sinful people before they loved Him. When the Holy Spirit worked in their hearts, they each came to believe in Him, love Him, and turn and live their lives for Him. Without Him first loving us, we would never have chosen to love Him! The singer is so grateful for God's loving him first!*

Bible Truth Connection Question

1. How does this song relate to our **Bible Truth: God Loved His People Before They Loved Him**? *Through Jesus, God loved His people before they loved Him. He loved them while they were still sinners. He loved them even before the creation of the world. This makes God's people so happy! They know that their sinful hearts would never choose God if He had loved them and chose them first. They know without God choosing to send Jesus to save them from their sins, they would never ever know God. This makes the name of Jesus the sweetest name on earth.*

Story Connection

1. How does this song relate to today's story? Paul encouraged the Ephesian believers to remember that God loved them first through Jesus. He chose them even before the creation of the world. He sent Jesus to die for their sins. He wanted them to remember these things and not follow the bad teachers who were teaching lies like it was fine to worship Jesus and the fake gods, too. He wanted them to remember that Jesus' name only was the sweetest name on earth. He, alone, was their Savior.

Bible Connection Question

1. What does this hymn have to do with our Bible Verse: **Ephesians 1:4-6**: "For He chose us in Him before the creation of the world to be holy and blameless in his sight. In love He predestined us to be adopted as His sons through Jesus Christ, in accordance with his pleasure and will-- to the praise of his glorious grace, which he has freely given us in the One he loves."?

God's people love Jesus because they know that in Him, God loved them long before they loved Him. He even loved them and planned for them to be His dearly loved, adopted children from before the creation of the world. God's people know that even in "scenes of deepest gloom" (hard or sad times) that God's plans stand firm. They do not need to murmur or repine (complain or stay sad) because the Lord is leading them. His plans are good and they are unfailing. God's people can be content because they know that His plans will succeed and one day they will see just what great things He was doing, even through their hardest or saddest of days.

Life Application Questions

1. How can God's people be affected by the message of this song? *They can praise God for loving them first when they were still sinners in rebellion against Him; for loving them even before He created the world. They can thank God for making them His adopted children. They can ask Him to fill their hearts with greater delight in Him and all He's done for them. They can ask Him to help them to live obedient lives that please Him.*

2. How can we become one of God's people? *By turning away from our sins and trusting in Jesus as our own Savior.*

ACTS Questions

1. What is something we can praise God for from this hymn?

Praise God for being the Lover of His people, long before they loved Him.

2. What are sins we can confess to God from this hymn? *That we, like all people, do not love God on our own. We have all chosen to do things our own way. Only through Jesus do any of us ever love God.*

3. What is something we can thank God for from this hymn?

We can thank God sending Jesus to save His people from their sins.

4. What is something we can ask God for from this hymn?

That God would work in our hearts that we might turn from our sins and trust Jesus as our Savior. We can ask Him to fill our hearts with love for Him and with thankfulness for what God has done His people through Jesus.

Gospel Question

1. Why do people not love God? How can anyone be forgiven for their lack of love for God? What is the gospel?

God is the good Creator and King of the world. He made people to worship Him and live by His good laws. But we are all sinners who've rebelled against Him. We all deserve death--God's just, eternal punishment for our sins. How terrible! But God has good news for us. In His great mercy, God sent His Son, Jesus to earth as a man to save sinners. He lived the perfect life that pleases God. (He's the only one who's ever done that!) He offered it up to God His Father as the perfect sacrifice for sins when He suffered and died on the cross. Then, on the third day, Jesus rose from the dead in victory. He had fully paid for the sins of God's people, so they wouldn't have to! Now all who turn away from their sins and trust in Jesus as their Savior will receive forgiveness of sins and eternal life with God. They will be His very own special people who will know Him and enjoy Him forever. We can be God's people, too, if we turn from our sins and trust in Jesus as our own Savior.

Song Game: Mimic Me!

Materials

Sign Language signs used in song, particularly choose words with important meanings you want the children to learn, such as "grace", "redeem", etc.

Bag or bowl

Blindfold

Preparing the Game

1. Cut out signs and put in bowl.

Playing the Game

1. Practice the song and signs until the children know them well.
2. Have all the children stand in a tight circle, except one, "It," who will stand in the middle of the circle, blindfolded.
3. Have the children in the circle to put their hands behind their backs. Choose a sign from the bag and hand to a child in the circle, still keeping hands behind their backs, not looking at the sign.
4. When "It" says "Pass the Secret Sign", the children will begin to pass the sign around behind their backs.
5. When "It" says "Stop the Passing!" the child who has the sign freezes with the sign behind his back.
6. The child with the sign brings it around and looks at it. You can help the child practice the sign.
7. Then take the blindfold off of "It", watch the child with the card do the sign, then have "It" guess the name of the sign. (If desired, "It" can ask another child in the circle for help with their guess.)
8. The holder of the sign then becomes "It." Sing the song with all the signs, then repeat.

choose a FEW questions for discussion, then choose the game and/or music activity

Meditation Version: Ephesians 1:4-6

"For He chose us in Him before the creation of the world to be holy and blameless in his sight. In love He predestined us to be adopted as His sons through Jesus Christ, in accordance with his pleasure and will-- to the praise of his glorious grace, which he has freely given us in the One he loves."

Shortened Memory/Games Version: Ephesians 1:4,5

"...He chose us in Him before the creation of the world to be holy and blameless in his sight. In love He predestined us."

Understanding the Bible Verse

1. Who is He? *The Lord.*
2. Who is the "us" that the Lord chose? *Paul is writing this letter to believers who lived in Ephesus. That is the original "us" who is talked about. But it is true of all God's people—all who will ever repent of their sins and trust Jesus as their Savior.*
3. When did the Lord choose His people? *Before the creation of the world.*
4. What did He choose them to be? *Holy and blameless in His sight.*
5. Since we are all sinful people, how can we be holy and blameless in God's sight? *Only through Jesus. That's why God's people had to be CHOSEN to be holy and blameless in His sight. He was choosing that they would repent of their sins and trust Jesus to be their Savior. Jesus is holy and blameless. He never did anything wrong. Only He could be a perfect payment for sin. He chose to suffer and die on the cross to take the punishment for all His people's sins. Then they would be holy and blameless in God's sight.*
6. What does predestine mean? *To chose ahead of time that something will happen, without a doubt.*
7. What did God do out of His love for His people? *He predestined that they would be adopted as His sons through Jesus Christ.*
8. Can girls be sons, too? *Yes. Sons means sons and daughters.*
9. What does it mean to be adopted? *To make someone who isn't born their child, their own child, by law. The parent treats this adopted child as his very own, with all the same love and special good things that he would give a child born to him.*
10. How could God adopt His people? *By their own good works? By their own holiness and blamelessness? No. He could only adopt them through Jesus. They were sinful. Only through trusting in Jesus as their Savior and being forgiven of their sins, could God adopt His people.*
11. What is so good about being adopted and treated as sons of God? *God will forever lavish on His people the same love, wonderful closeness and special good things that He lavishes on His Son, Jesus.*
12. Why did God chose to adopt His people? *It was His own pleasure and will. Nobody made Him do this. He just wanted to. It would be to the praise of his glorious grace, given to His people through Jesus.*
13. What is grace? What is glorious about God's grace given through the One He loves (Jesus)? *Grace is a gift that we don't deserve. God's grace gives His people everything they need to live for Him and to be saved by Him. They could never deserve for Him to do this because they are all sinners. But through Jesus, God's perfect Son, He gives them His grace. It's glorious grace because it shows just how wonderful God is.*
14. Why is Jesus called the One God loves? Doesn't He love us, too? *God's love for Jesus is different than His love for anyone else. That's because Jesus is God's Son and He has always perfectly loved and obeyed God, His Father. God loves His people through Jesus and because of Jesus. They are all sinners who deserve God's punishment, not His love. Out of His amazing love for us, God sent His one and only Son, Jesus, to offer up His perfect life as the perfect payment for their sins. Jesus paid for their sins so that they could all enjoy God's love, as if they had lived as perfect lives as Jesus. Wow!*

Bible Truth Connection Question

1. What does this verse have to do with the **Bible Truth: God Loved His People Before They Loved Him?** *God loved His people long before they loved Him. He loved them and chose to adopt them as His sons, even before He created the world.*

Story Connection Questions

1. How does this verse relate to our story? *Paul wrote these words to encourage the Ephesian believers. He wanted them to remember God's wonderful plan that he had told them about. He wanted them to keep believing the truth, instead of the bad teachers' lies. He wanted them to love each other with a love like God's.*

Life Application Questions

1. Can we be God's adopted, chosen sons? *Yes! When we confess our sins to God; turn from them; and trust in Jesus as our own Savior.*

ACTS Questions

1. What is something we can praise God for from this Bible Verse?

Praise God for being the Chooser and Saver of His people.

2. What are sins we can confess to God from this Bible Verse?

That we have all turned away from God. We deserve God's punishment, not to be His adopted children! We need a Savior!

3. What is something we can thank God for from this Bible Verse?

We can thank God for sending Jesus to save His people. There is no other way that they could become His dearly loved, adopted people.

4. What is something we can ask God for from this Bible Verse?

We can ask God to work in our hearts that we would want to turn away from disobeying Him and trust in this wonderful Jesus as our own Savior. We can ask Him to make us His dearly loved, adopted children.

The Gospel

1. We are all sinners who could never deserve to be God's people by our own goodness. God knew this from before the creation of the world. What did God plan to do to adopt His people? What is the gospel?

God is the good Creator and King of the world. He made people to worship Him and live by His good laws. But we are all sinners who have rebelled against Him. We all deserve death--God's just, eternal punishment for our sins. How terrible! But God has good news for us. In His great mercy, God sent His Son Jesus to earth to save sinners. Yes, Jesus, the perfect Son of God, left His home in heaven and became a man. He lived the perfect life that pleases God. (He's the only one who has ever done that!) He offered it up to God His Father as the perfect sacrifice for sins when He suffered and died on the cross. Then, on the third day, Jesus rose from the dead in victory. He had fully paid for the sins of God's people, so they wouldn't have to! Now all who turn away from their sins and trust in Jesus as their Savior will receive forgiveness of sins and eternal life with God. They will be His very own special people who will know Him and enjoy Him forever. We can be God's people, too, if we turn from our sins and trust in Jesus as our own Savior.

Game: Which Way Did It Go?

Materials

Bible verse written up in large print so that all can see

Coin

Beanbag or other small object

Preparing the Game

None.

Learning the Verse

Some or all of your children may be non- or early readers. Teach the verse in sections, having them say it after you. Repeat a few times. Add clapping or other movement as they say it.

Directions

1. If desired, lead the children in a discussion of a **FEW** of the most important questions before beginning game.

2. Explain the game to them as follows:

Divide the children into two teams. Have the children sit or stand in a circle, alternating team members. Have everyone say the verse together. Explain to the children that they will pass the beanbag, stating clockwise, around the circle. Outside the circle one person, the Coin Flipper, will flip the coin. Each time the Coin Flipper gets a tails, he yells "Change" and the children in the circle change the direction they are passing the beanbag. After 5 changes whoever has the beanbag says the verse for their team. He gets 2 points for his team if he can say it by himself. One point, if he can say it with the help of another team member. If they can't say it, then the person next to him (on the other team) can try to say it for 1 point for his team. The child who correctly recited the verse is the next Coin Flipper. Have everyone say the verse again, then repeat steps.

Game continues until all children get to be the Coin Flipper, or as time and attention span allow.

Non-competitive Option

Don't split the children into teams. Give the group a target number of points to make. Challenge the children to see how few turns it will take to reach the target number of points. Tally the number of points on a piece of paper. Continue until target number is reached. Repeat, seeing if they can do it in less turns the second time.

Optional TAKING IT TO OTHERS Activity: Quiz Questions

Have the children choose a few of the questions from the game to ask the parents/other children during TAKING IT TO OTHERS time. Help pre-readers by whispering the question in their ear and letting them ask it aloud to the parents/other children. Make sure you read the Bible verse aloud before you ask your questions.

Directions:

1. Write words to song in large print before class.
2. Play the song for the children, helping them follow along on the song sheet.
3. Discuss the song, using a few questions from the discussion sheet. *Don't use them all!*
4. Introduce sign language for key words of your choice from sign language sheet for your song. Use as few or as many as you think the children can learn.
5. Sing and sign the song. Sign language as well as large format lyrics and sheet music are found in the PFI Unit Songbook or online.
6. If desired, play the Song Game.

Optional TAKING IT TO OTHERS Activity: Presenting and Singing the Song

1. Sing and sign the song, encouraging the watching children/parents to join in.
2. Ask the class some of the questions listed below. The Bible Truth Connection Question is particularly good to help them understand how the verse ties in with the Bible Truth.

For He Chose Us

For He chose us in Him before the creation,
 Before the creation of the world,
 To be holy and blameless in his sight,
 Yes, he chose us before the creation of the world.
 In love he predestined us to be adopted as His sons,
 Through Jesus Christ,
 With His will and pleasure
 Yes, In love He predestined us.

Listen to it on PFI NIV Songs 8, Track 9

Song Game: Word Take Away

Materials

Sign Language Signs and Song
 White board and marker
 Eraser

Preparing the Game

1. Write the words to the song on a white board.

Playing the Game

1. After children have learned the song and signs well, then tell the children that you are going to leave out words from the song (that you've learned signs for) and just do the sign in its place.
2. Have the children help you choose a word to take out. Erase the word from the board. Review the sign the for erased word.
3. Sing the song, trying to remember to NOT sing the word and do only the sign.
4. Continue to take out words until all of the words (with signs) have been taken out.

Game continues as number of questions, time, and attention span allow.

STORY REVIEW

Directions: Read and discuss Bible Truth, using a FEW of the questions. Play game. Feel free to modify the game to fit your children.

General Story Questions

1. Why was Paul returning to Ephesus? *He told the Ephesians he would if it was God's will. He wanted to tell them the good news of Jesus.*
2. From where were the merchants Paul saw in Ephesus? What did Paul hope they would do? *From all over the world. Hoped they would take the good news of Jesus to their home countries with them.*
3. What did Paul see that showed how great the Ephesians' need for the good news of Jesus? *All the gods they worshipped. All the magic spells they bought and sold.*
4. What did the people think the magic spells would do? *Protect themselves and others from evil spirits.*
5. What did Jesus do that was even more powerful than any evil spirit? *He broke the power of sin and death when He died on the cross. He reigns over all in heaven with God the Father.*
6. Where did Paul teach the Ephesians? *In the synagogue, the Hall of Tyrannus, house to house.*
7. What did Paul tell the Ephesians about the LORD and what He created people for? *He was the holy Creator who created all people to know, enjoy and obey Him.*
8. What have all people decide to do? What is the punishment all deserve? *All have decided to rebel. All deserve His eternal punishment for their sins.*
9. How did God show His gracious love to sinners? *He chose not to punish them all as their sins deserved, but to chose to love and adopt a countless number of them as His children. He sent Jesus to pay for their sins on the cross so He could lavish His love on them forever.*
10. Who did God intend to see this amazing display of His love and glory? *All the angelic spirits—good and evil—in the heavenly places.*
11. What did Paul urge the Ephesians to do? *To turn from their idols, magic, sins and trust in Jesus as their own Jesus. Then they could be God's adopted, loved people, too.*
12. What did God do through Paul that helped the people believe his message? *Great miracles.*
13. What happened when the Seven Sons of Sceva tried to use Jesus' name in their spells? *The Lord used their misuse of His name to shame them and turn many people to trust in Jesus as their Savior.*
14. What did many Jews and Greeks think when they saw what happened to the 7 Sons of Sceva? *Feared the name of Jesus. Many turned from magic and trusted in Jesus. They burned up their scrolls.*
15. Why did Paul wind up in prison? *He was accused of doing something bad that he didn't do.*
16. What troubles did the Ephesian believers face after Paul left? *They did not love each other as they should. Some bad teachers started teaching them things that weren't true. Some of them were tempted to worship the idols as well as God.*
17. When Paul was in prison, what did he find out about the Ephesians? *Bad teachers had come, just like he had told them they would.*
18. What did Paul want the Ephesians to remember? *They were God's dear, adopted children He had chosen from before the creation of the world. They should be like God in their love for each other. They should honor and love their leaders. They should stand against the devil's plans.*

Bible Truth Connection Questions

1. What does this story have to do with our Bible Truth? *Paul went to Ephesus to tell the people there the good news of how God loved His people before they loved Him. He told them they could be God's loved, adopted children, too.*

Bible Verse Connection Question

1. What does the story have to do with our **Bible Verse: Ephesians 1:4-6**: "For He chose us in Him before the creation of the world to be holy and blameless in his sight. In love He predestined us to be adopted as His sons through Jesus Christ, in accordance with his pleasure and will-- to the praise of his glorious grace, which he has freely given us in the One he loves.?"

Paul encouraged the believers in Ephesians with these words, long ago. He urged them to keep on believing and living for God. They were His dearly loved, adopted people, chosen even before He created the world. He would take care of them every day of their lives. He would bring home to be with Him forever.

Life Application Questions

1. Can we be God's adopted children? How? *Yes. Confess our sins and trust Jesus as our Savior.*
2. What will God shower us with forever if we become His children? *His love and blessings.*

ACTS Questions

1. What is something we can praise God for being that we learned in our story?

Praise God for being the Chooser of His People through Jesus.

2. What is something we can confess as sin that we learned in our story? *Confess that like the Ephesians we are sinners who need to turn away from our sins. We deserve God's punishment. We need a Savior!*

3. What is something we can thank God for that we learned in our story? *We can thank God for loving His people so completely, from even before the creation of the world. We can thank Him for making sure that they would be His people by planning to give His Son Jesus to save them.*

4. What is something we can ask God for that we learned in our story?

We can ask God to work in our hearts, helping us to turn away from our sins and trust Jesus as our own Savior. We can ask Him to make us His adopted children who will know Him and love Him forever.

The Gospel

1. What is the good news of Jesus that Paul preached in Ephesus? What is the gospel?

God is the good Creator and King of the world. He made people to worship Him and live by His good laws. But we are all sinners who have rebelled against Him. We all deserve death--God's just, eternal punishment for our sins. How terrible! But God has good news for us. In His great mercy, God sent His Son Jesus to earth to save sinners. Yes, Jesus, the perfect Son of God, left His home in heaven and became a man. He lived the perfect life that pleases God. (He's the only one who has ever done that!) He offered it up to God His Father as the perfect sacrifice for sins when He suffered and died on the cross. Then, on the third day, Jesus rose from the dead in victory. He had fully paid for the sins of God's people, so they wouldn't have to! Now all who turn away from their sins and trust in Jesus as their Savior will receive forgiveness of sins and eternal life with God. They will be His very own special people who will know Him and enjoy Him forever. We can be God's people, too, if we turn from our sins and trust in Jesus as our own Savior.

Game: Forceball

Materials

One kick ball or other rubber ball
Masking tape
Yard stick
Story Review Questions

Preparing the Game

1. Choose 20+ questions for your game from the Story Review Discussion Questions, or make up your own.
2. Use the tape to mark two lines about 3 yards apart.

Playing the Game

Divide the children into two teams and have each team line up behind one of the lines.

Players should stand side to side, with legs apart and feet touching. The two teams are facing each other. Play starts as one team rolls (with their hands) the ball to the other team, trying to get it through the other team's legs without being blocked. The defending team cannot move their feet to block the ball. They can only block it with their hands. If the ball gets through their legs, the other team can get 2 points if they can answer a Story Review question correctly. If they do not say it correctly, then the defending team can try for 1 point. The defending team then bats the ball and tries to get it through the other team's legs. The team with the most points wins.

Game continues as number of questions, time, and attention span allow.

Non-competitive option

This game is difficult to make completely non-competitive. You can, however, not keep track of points.

Optional TAKING IT TO OTHERS Activity: Quiz Questions

Have the children choose a few of the questions from the game to ask the parents/other children during TAKING IT TO OTHERS time. Help pre-readers by whispering the question in their ear and letting them ask it aloud to the parents/other children.

CASE REPLAY ACTIVITIES

Use this guide to review the Case Story and act it out for others to enjoy!

CASE REPLAY, JR: YOUNGEST CHILDREN

Description: The children will act out the story together, everyone doing the same action/sound effect at the same time. This activity is most suitable for kindergarteners.

Materials

The Case RePlay, Jr. script for younger children

Preparation

1. Read through the script and write in the blanks along the side possible actions/sound effects the children could do to act it out.

Instructions

1. Tell the children that they will be re-enacting the story together as you tell it.
2. As you read the script, lead the children in actions/sound effects to do with you.
3. If desired, you can read the script and stop at certain sentences and ask them what a good action/sound effect would be to act out what you just read.
4. Repeat the re-enactment one or two times more.

CASE REPLAY, SR: OLDER CHILDREN

Description: The children act out the story as a three-scene play. You will narrate it using the Case RePlay, Sr. script and they will act it out (no spoken words, for the most part), with each child assuming a different character's role. This activity is most suitable for first grade and up. You will review the story, then practice it a few times before performing it for others.

Materials

The Case RePlay, Sr. script
White board or other large format paper
Costumes and props

Preparation

1. Prepare for the play by choosing costumes and props for each character in the story. Decorate the area with any scenery props.
2. Write the words "Beginning," "Middle," "End" on a large piece of paper/whiteboard with plenty of space under each heading. You will use this paper to help the children think about the story as a three-scene play, as it is presented in the script.

Instructions

1. Tell the children that they will get to act out the story as a three-scene play, with a beginning, middle and end section. Tell them that before they can act it out, they need to think it out. as you narrate it with your script.
2. Take the children's answers as they recount the story, helping them put key incidents in the right order.
3. If desired, when they have filled in their Beginning, Middle, End, read through your whole (real) script, so they hear exactly what you will have them act out.
4. Then tell the children that it's time to practice acting out the story.
5. Assign parts to each child. If you are using costumes, do NOT give them out at this point. They will be a distraction.
6. Have all the children sit on the floor or in chairs on one side of the "stage," then call the characters up in place as their part in the story comes.
7. As you read the script, guide the children in where you want them to move or do to act it out.
8. After going through the whole script once, give out any costumes and props and act out the script once or twice more.

Optional TAKING IT TO OTHERS Activity: Re-enacting the Story

Read the script as the children act out together (younger) or assuming different roles (older) as the other children or the parents watch.

CASE REPLAY, JR--YOUNGER KIDS (KINDERGARTEN) P.2

Welcome to our play! The name of our story is called: The Case of the Chosen Who Needed Courage. This story takes place in New Testament times, about ten years after Jesus rose from the dead and went back to heaven.

And now we present: "The Case of the Chosen Who Needed Courage."

Scene 1:

Paul went back to Ephesus, keeping his promise to the Ephesians to return and tell them more of the good news of Jesus. People from all over the world came to Ephesus to buy and sell things; to worship the 50+ gods (especially Artemis); and to buy magic spells. Paul wanted people to take the good news of Jesus back to their home countries. He wanted to reach the people of Ephesus with the good news of Jesus, too. Paul wanted the people to stop believing in fake gods and stop doing magic against evil spirits. He wanted them to know that Jesus had broken Satan's power and now they could have eternal life through Jesus. Paul preached in the synagogue, in the Hall of Tyrannus, and from house to house. He told them how all had rebelled against the LORD, their holy creator God, and deserved His eternal punishment. He would have been right to simply punish them all for their disobedience. But in love, God chose, even before He created the world, instead to love and adopt a countless number of these sinful people. He chose to send Jesus to save them and shower them with His love forever. Paul urged the Ephesians to repent of their sins, turn from fake idols and magic, and trust in Jesus. They could be God's adopted children.

Actions:

Scene 2:

God did many great miracles through Paul that helped people believe. When the Seven Sons of Sceva tried to use Jesus' name in their spells, the LORD would not allow it. He used their tricks to shame the magicians and turn many more people to trust in Jesus as their Savior. Many stopped worshiping fake idols and buying their statues; they burned up their magic scrolls that were worth lots of money. The word of the LORD spread widely and powerfully. After two years Paul left when a silver statue maker, Demetrius, stirred up Artemis' worshipers against Paul. Paul was forced to leave Ephesus, but was happy for what the Lord had done in the two years he had lived there.

Scene 3

That was the last time most of the Ephesians believers saw Paul. In Jerusalem, Paul was arrested for something he didn't do. He was sent to prison and in the end, taken to Rome. The Ephesian believers were having a hard time, too. Bad teachers came to Ephesus and taught believers they could worship the old gods and still be Christians. The believers began to not love and honor each other as they should. Paul heard about this in prison and sent a letter to the Ephesians through Tychicus. He told them to remember they were God's adopted children, chosen before the creation of the world and saved through Jesus. He told them to love each as God had loved them. He told them not to follow bad teachers but to fight against the devil's plans. The Ephesians received Paul's letter and were encouraged as they remembered God's lavish love for them through Jesus.

Bible Truth Tie-In:

The Bible Truth we are learning is: **God Loved His People Before They Loved Him.** Paul went to Ephesus to tell the people there the good news of how God loved His people before they loved Him. He told them they could be God's loved, adopted children, too.

CASE REPLAY, SR--OLDER KIDS (1ST GRADE AND UP) P.3

Welcome to our play! The name of our story is called: The Case of the Chosen Who Needed Courage.

This story takes place in New Testament times, about ten years after Jesus rose from the dead and went back to heaven.

The characters in our story are: Eutychus, Caligula, Agrippa, Claudius, Tiberius, the royal family, Soldiers, Priests and Pharisees, Peter and James, and the people of Tyre and Sidon

And now we present: "The Case of the Chosen Who Needed Courage."

Scene 1: (Beginning)

Paul went back to Ephesus, keeping his promise to the Ephesians to return and tell them more of the good news of Jesus. People from all over the world came to Ephesus to buy and sell things; to worship the 50+ gods (especially Artemis); and to buy magic spells. Paul wanted people to take the good news of Jesus back to their home countries. He wanted to reach the people of Ephesus with the good news of Jesus, too. Paul wanted the people to stop believing in fake gods and stop doing magic against evil spirits. He wanted them to know that Jesus had broken Satan's power and now they could have eternal life through Jesus. Paul preached in the synagogue, in the Hall of Tyrannus, and from house to house. He told them how all had rebelled against the LORD, their holy creator God, and deserved His eternal punishment. He would have been right to simply punish them all for their disobedience. But in love, God chose, even before He created the world, instead to love and adopt a countless number of these sinful people. He chose to send Jesus to save them and shower them with His love forever. Paul urged the Ephesians to repent of their sins, turn from fake idols and magic, and trust in Jesus. They could be God's adopted children.

Scene 2: (Middle)

God did many great miracles through Paul that helped people believe. When the Seven Sons of Sceva tried to use Jesus' name in their spells, the LORD would not allow it. He used their tricks to shame the magicians and turn many more people to trust in Jesus as their Savior. Many stopped worshiping fake idols and buying their statues; they burned up their magic scrolls that were worth lots of money. The word of the LORD spread widely and powerfully. After two years Paul left when a silver statue maker, Demetrius, stirred up Artemis' worshipers against Paul. Paul was forced to leave Ephesus, but was happy for what the Lord had done in the two years he had lived there.

Scene 3: (End)

That was the last time most of the Ephesians believers saw Paul. In Jerusalem, Paul was arrested for something he didn't do. He was sent to prison and in the end, taken to Rome. The Ephesian believers were having a hard time, too. Bad teachers came to Ephesus and taught believers they could worship the old gods and still be Christians. The believers began to not love and honor each other as they should. Paul heard about this in prison and sent a letter to the Ephesians through Tychicus. He told them to remember they were God's adopted children, chosen before the creation of the world and saved through Jesus. He told them to love each as God had loved them. He told them not to follow bad teachers but to fight against the devil's plans. The Ephesians received Paul's letter and were encouraged as they remembered God's lavish love for them through Jesus.

Bible Truth Tie-In:

The Bible Truth we are learning is: **God Loved His People Before They Loved Him.** Paul went to Ephesus to tell the people there the good news of how God loved His people before they loved Him. He told them they could be God's loved, adopted children, too.

The Gospel of God's Love

Description

Children will glue pictures onto a scroll to decorate a summary of the gospel of God's love that Paul wrote to the Ephesians.

Materials

Set of pictures given on following pages, 1 set per child

Tape

Scissors

Markers

Glue sticks

String or yarn

Preparing the Craft

1. Make 1 copy of Patterns #1, #2, and #3 per child.
2. Tape together the three sheets into a long "scroll" like paper. Tape on both sides to make secure.
3. Print out color copies of pictures, one per child. Pattern #4.
4. Cut out yarn into 12-16" lengths.

NOTE: After the Pattern pages is a completed example of where to glue the pictures.

Making the Craft

1. Show the children a copy of the craft.
2. Have the children cut out the little pictures and glue them in place along the scroll.
3. Can use markers to decorate around the edges of the scroll, etc., if desired.
4. Roll up scroll and tie with yarn/string.

NOTE: Children can also draw their own pictures instead of using the ones provided.

Optional TAKING IT TO OTHERS Activity: Craft Presentation

If you are presenting the craft to other children or parents the children can hold up their crafts (or your model craft) and read their Bible Truth Connection answers to explain the importance of the craft.

CASE CRAFT**Discussion Guide****Instructions:**

As the children are settled into making their craft, ask them these questions to help them understand the craft's significance. Use the answers provided to guide the children's answers.

Discussion Questions

1. Where was Paul when he heard how the Ephesian believers were doing? *In prison in Rome.*
2. What did Paul do when he heard how they were doing? *He wrote them a letter.*
3. What did Paul write in the letter? *Paul wrote to the Ephesians of the gospel of God's love to remind them of how God had loved them from before the creation of the world and how He wanted them to live.*
4. What is Bible Truth that we are learning? *God Loved His People Before They Loved Him.*
5. What does our craft have to do with our Bible Truth: God Loved His People Before They Loved Him?
Paul reminded the Ephesians that God had loved them and chose them to be His adopted sons through Christ, even before He created the world.
6. What can our craft help us remember?
God's love for His people is so great! We can be His people and know that love, too, if we confess our sins, turn away from them and trust Jesus as our Savior.

TAKING IT TO OTHERS**Craft Presentation****Instructions:**

Have children hold up your model craft/their crafts. Choose five children (or you say) the five sections below to explain the craft's importance.

Presentation:

1. Our craft is: The Gospel of God's Love.
2. In prison in Rome, Paul wrote to the Ephesians of the gospel of God's love to remind them of how God had loved them from before the creation of the world and how He wanted them to live.
3. Our Bible Truth is: God Loved His People Before They Loved Him.
4. Paul reminded the Ephesians that God had loved them and chose them to be His adopted sons through Christ, even before He created the world.
5. Our craft can help us remember that God's love for His people is so great! We can be His people and know that love, too, if we confess our sins, turn away from them and trust Jesus as our Savior.

Note: Even non-readers can participate in presenting the craft, if you will whisper what they are to say in their ear and let them say it aloud for the others to hear.

Dear Ephesian Believers,

Before the creation of the world

God loved you

And adopted you as sons

In Christ.

I pray

That you know how rich are the
glorious blessings of being His children

And His great power at work in you

And how so very deep is His love

For we who believe in Him..

Don't forget these wonderful things!

Don't let bad teachers trick you into believing lies!

Don't go back to your old ways of living!

Be like God and live a life of love for others!

Fight against the devil
by being strong in the Lord and His Word!

Love,
Paul

Pictures for Scroll






Dear Ephesian Believers,

Before the creation of the world



God loved you

And adopted you as sons



In Christ.

I pray



That you know how rich are the
glorious blessings of being His children




And His great power at work in you




And how so very deep is His love



For we who believe in Him..



Don't forget these wonderful things!



Don't let bad teachers trick you into believing lies!

Don't go back to your old ways of living!




Be like God and live a life of love for others!

Fight against the devil
by being strong in the Lord and His Word!



Love,
Paul



BEFORE CLASS:**1. PICK YOUR PERSON**

VIPPs can be anyone in your church! Typically, they fall into 6 categories: Church staff, Elders, Deacons/deaconesses, Special Volunteers (people who aren't paid, but spend a lot of time helping out in particular ways), Supported Workers (aka missionaries), and Church Members.

2. GATHER YOUR FACTS

Use the VIPP Information Sheet to write down the facts about your VIPP. The information on this worksheet is used in the VIPP activities, listed in the "Choose an Activity" section below.

DURING THE ACTIVITY:**1. INTRODUCE YOUR VIPP**

Introduce your VIPP to the children, using the VIPP Information Sheet. Fill in a set of VIPP Clue Cards with the information for your VIPP. If desired, you can even have the actual person come into class for the children to meet.

Need help describing what someone does for the church in a kid-friendly way? Check out the list of common VIPPs on the Praise Factory website in the PFI resources. There are lots of kid-friendly descriptions for common VIPP's, such as pastors, elders, deacons and a lot more.

2. PRAY!

Lead the children in praying for the VIPP. Ask the children if they would like to pray for one of the VIPPs prayer requests. Even non-readers can pray for the VIPP if you whisper the prayer request in their ear, then let them say it aloud. Never force a child to pray!

3. CHOOSE AN ACTIVITY

There are two activities you can use to help the children learn about the VIPP:

VIPP Clue Cards: These are nine coloring sheets in which children fill in the nine things they learn about the VIPP from the VIPP Information Sheet. Photocopy a set of each child. Use as few or as many of these Clue Cards as you desire.

VIPP Game: This is a game that uses a set of Clue Cards for one or two VIPPs.

Choose a VIPP and fill in his/her information on the VIPP Information Sheet. Fill in a set of VIPP Clue Cards with the information for your VIPP. Tell the children about the VIPP, having them fill in the VIPP Clue Cards with the key facts as they learn them. Write any words the children need to write on a white-board or other piece of paper so they can see how to spell them. Help younger children write these words on their clue cards. Ideas for how to tell the children about many common VIPPs are listed at praisefactory.org with the resources for this Bible Truth.

Optional TAKING IT TO OTHERS Activity: Introduce and Pray for the VIPP

If you are presenting the VIPP to other children or parents you can assign children to hold up the 10 clue cards and say what each card tells about the VIPP. (Or, you can have the children hold them up as you tell what each one means.) Then lead the children in praying for the VIPP.

Game: Stop and Go

Materials

Information for one VIPP
2 Sets of Clue Cards
8 8.5" x 11" Manilla Envelopes
Ball
Blindfold
Bag

Preparing the Game

1. Fill in one set of clue sheets for the VIPP you are using.
2. Tape the other (blank) set of Clue Cards to the outside of the manilla envelopes.
3. Put the filled-in clue cards in the corresponding envelope.
4. Put all the Clue Cards envelopes in a bag, except for the ones with the names and pictures of the VIPPs.

Playing the Game

Reveal: Tell the children about the VIPP, showing them your filled-in clue cards as you tell about them.

Review: Have the children stand or sit in a circle. Choose one child to be the Caller. The Caller stands in the center of the circle, blindfolded. Hand the ball to a child in the circle. At the Caller's "Go" command, the ball is passed around the circle. It is passed around until the Caller says "Stop." Whoever has the ball when the Caller says stop chooses a Clue Card envelope. The child (or the teacher) tells the class the Clue Card category and asks them if they can remember the answer for the VIPP. The envelope is opened to see what the answer is. If the children get it right, the category is retired. If they get it wrong, it goes back into the pile of envelopes.

VIPP INFORMATION SHEET

VIPP NAME:

WHAT VIPP LOOKS LIKE

Man or Woman? _____

Hair color? _____

Eye color? _____

FAVORITE ANIMAL

FAVORITE FOOD

FAVORITE FREE TIME ACTIVITY

WHAT VIPP DOES DURING WEEK

VIPP GROUP OF SERVICE:

Church Member

Deacon

Elder

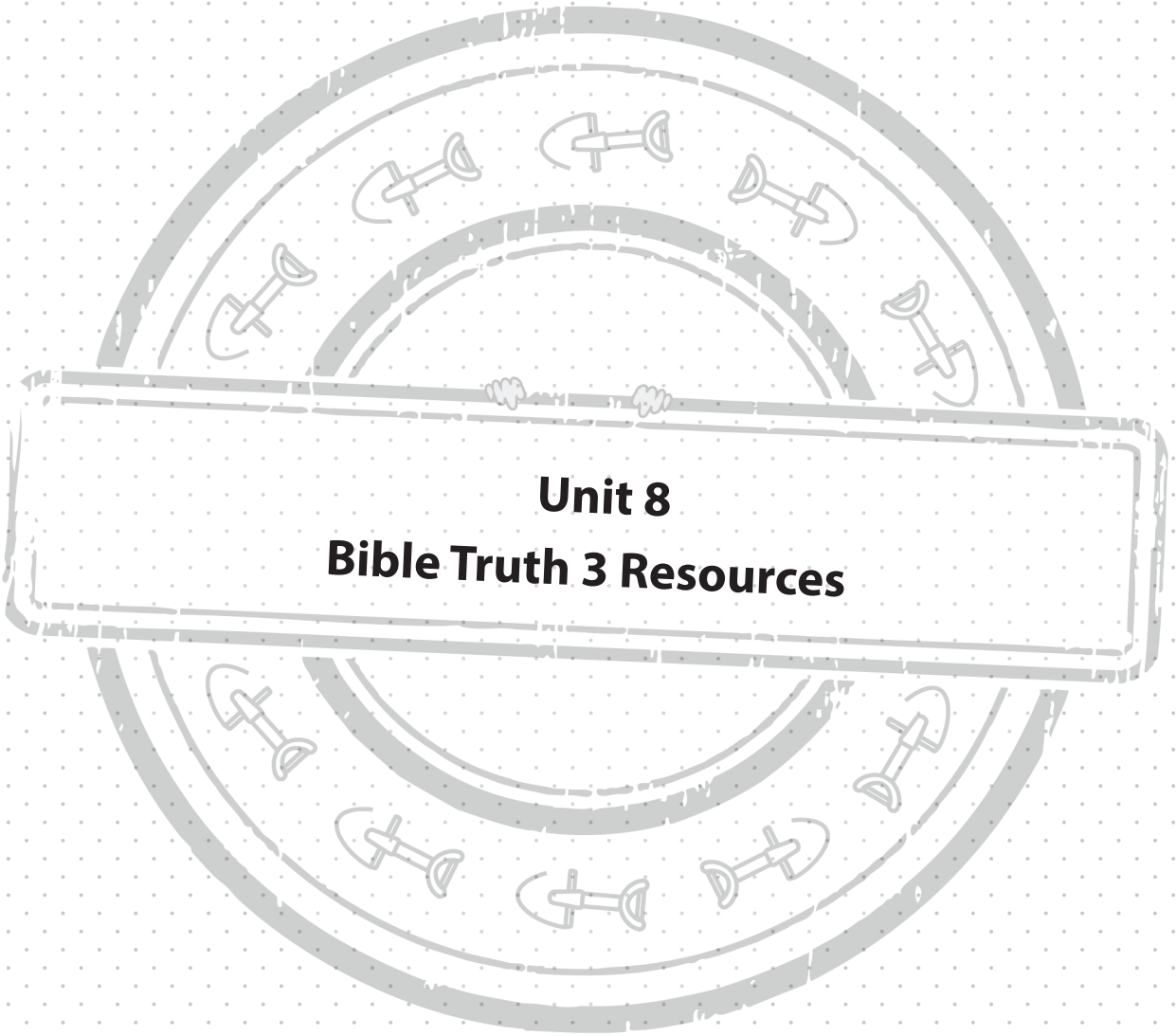
Church Staff

Special Volunteer

Supported Worker
(Missionary)

3 WAYS VIPP SERVES CHURCH

3 WAYS TO PRAY FOR THE VIPP



Unit 8
Bible Truth 3 Resources

BIBLE TRUTH 3 OVERVIEW

Unit 8: The God Who Loves

Big Question and Answer: "What is God's love for His people like? It's more than they could ever deserve!"

Bible Verse: "Give thanks to the LORD for He is good. His love endures forever." 1 Chronicles 16:34

Bible Truth 3 Concept: God Showed the Depths of His Love By Giving His Son Jesus to Save His People

God is Father, Son and Holy Spirit. Three persons, but just one God. God could live forever happy, in the wonderful, perfect fellowship of love He has within Himself. He has never needed anything or anyone to be complete.

No, God didn't need anyone else to love, yet He chose to create people with a heart to know and love Him. He wanted to share Himself with these people--especially His people: all those who would ever turn and trust in Jesus as their Savior.

But even before He created the world, even before He created them, God knew that His love would be very, very costly. All people--including His people-- would rebel against Him. They would break fellowship with Him. They would deserve His punishment, not His love. Only a huge act of love on His part would rescue them. And right then, before the beginning, God chose to make it!

He chose to give His one, dear Son Jesus to take the punishment for their sins. So at just the right time, Jesus left the wonderful, perfect fellowship with God the Father and Holy Spirit in heaven and came to earth to live as a man. He lived the perfect life needed to please God. On the cross, He offered it up as the perfect sacrifice for sin. He took all the terrible punishment for the sins of God's people so they could be forgiven. Because of Jesus, they would get to know God and delight in His wonderful love.

God has shown His love for His people in many ways, but the greatest way He has shown His love is by giving Jesus to save them. We can become God's people when we turn from our sins and trust in Jesus as our Savior.

Bible Truth 3 Bible Verse

Meditation Version: 1 John 4:10

"This is love: not that we loved God, but that He loved us and sent his Son as an atoning sacrifice for our sins."

Bible Truth 3 ACTS Prayer

A God, we praise You for being willing to give up Your precious Son to save Your people.

C God, we confess that we have all rebelled and disobeyed You. We did not want to know You and Your love. We have deserved Your punishment! We need a Savior!

T Thank You, God for choosing to love us, even though we have treated You so terribly. Thank You for sending Jesus to save sinners like us!

S God, help us to understand more of how great Your love is and help us to love You. Work in our hearts. Help us to turn from our sins and trust in Jesus as our Savior. Make us Your people, who love, obey and enjoy You now and forever.

Bible Truth 3 Stories

Lesson 1: The Case of the Lifted-Up Lifesaver (Old Testament)

Numbers 21:4-9; 2 Kings 18:4; John 3:1-1

Lesson 2: The Case of the Peace-Maker (Story of the Saints)

Lesson 3: The Case of the Matchless Marvel (New Testament)

Proverbs 8:30; Isaiah 41:2; Matthew 3:17; 17:5; 26-28; John 1:1-18; 3:16; 17:25; Ephesians 1:1-14

1. GETTING STARTED: Welcome and Opening Songs (*introduce unit and get kids moving with these songs*)

<p>Welcome</p>	<p>“Welcome to Praise Factory. We’re so glad you’ve joined us! Here at the PFI we are investigators. (That’s what the “I” stands for!) Investigators look for answers to questions. In PFI, we look for answers to big questions about God. We dig deep down in the truths of God’s Word to find them.”</p>
<p>Praise Factory Theme Song</p>	<p>“Let’s sing our Praise Factory Investigator’s theme song.”</p> <p>PFI: Praise Factory Investigators <i>PFI NIV Songs 8, Track 1</i></p> <p>We’re PFI: Praise Factory Investigators, Diggin’ deep down for truths in God’s Word, That’s PFI: Praise Factory Investigators, Diggin’ deep down for truths in God’s Word, We’re looking for answers to very big questions, Big questions about God, If you’re looking for answers to very big questions ‘bout God, come along, Join PFI: Praise Factory Investigators, Diggin’ deep down for truths in God’s Word, That’s PFI: Praise Factory Investigators, Diggin’ deep down for truths in God’s Word. Deep down, diggin’ down, Let’s go diggin’ down, Deep down, diggin’ down, ‘Til answers to all our Big Questions we’ve found. We’re PFI: Praise Factory Investigators, Diggin’ deep down for truths in God’s Word, That’s PFI: Praise Factory Investigators, Diggin’ deep down for truths in God’s Word.</p>
<p>Classroom Rules Song</p>	<p>An important part of Praise Factory is helping us worship God and love one another. Our WoGoLOA song reminds us how we should act. Let’s sing it.”</p> <p>WoGoLOA Rules Song <i>PFI NIV Songs 8, Track 2</i></p> <p>Refrain: WoGoLOA means “Worship God and love one another,” WoGoLOA means “Worship God and love one another.”</p> <p>WoGo means “Worship God.” Sound off, 1,2,3, Joyfully take part, Listen to others, Obey your teachers. (<i>Refrain</i>)</p> <p>LOA means “Love One Another.” Sound off, 1,2,3, Be kind, Be encouraging, Help others, help others. (<i>Refrain twice</i>)</p>

1. GETTING STARTED, continued

Opening Prayer	"Let's ask God to help us obey these rules, and to help us worship Him and love one another as we learn more about Him today. Let's pray." <i>Pray.</i>
Big Question Under Investigation: Big Question 8 and Songs	<p>"Now it's time to turn to today's Big Question Under Investigation.</p> <p>It's: What Is God's Love for His People Like?</p> <p>God knew and loved His people even before the world began, even though He knew they were sinners who would rebel against Him. He always planned to care for them and to save them from their sins through Jesus. He always planned to work in their hearts by His Holy Spirit so they would love Him and want to live for Him. He always planned to bring them home to live with Him in heaven forever.</p> <p>So the answer to our Big Question, 'What Is God's Love for His People Like? is: It's More than They Could Ever Deserve!</p> <p>"Let's sing our Big Question Song(s): <i>choose one or both</i></p> <p>Big Q & A 8 Song <i>PFI NIV Songs 8, Track 3</i> <i>(adapted version of "Baa. Baa. Black Sheep")</i> What is God's love for His people like? More than they could ever deserve! What is God's love for His people like? What is God's love for His people like? What is God's love for His people like? What is God's love for His people like? More than they could ever deserve!</p> <p>Big Question 8 Song <i>PFI NIV Songs 8, Track 4</i> What Is God's Love for His People Like? What is God's love for His people like? What is God's love for His people like? What is God's love for His people like? It's more than they could ever deserve.</p> <p>Verse 1 God loves His people from all places, from all times, with ev'ry kind of faces. God loves His people from ev'ry nation, And He loves them all through Jesus Christ</p> <p><i>Refrain</i> God's love for His people is more than they could ever deserve. God's love for His people is more than they could ever deserve.</p> <p>Verse 2 God loved His people before the beginning, Even before they were repenting and believing, God loved His people from ev'ry nation, And He loved them all through Jesus Christ. <i>Refrain</i></p> <p>Verse 3 God loved His people, He sent Jesus, To save them, so forever they would be His, God loves His people from ev'ry nation, And He always will through Jesus Christ. <i>Refrain</i></p>

1. GETTING STARTED, continued**Unit 8
Bible Verse**

"How do I know this is true? The Bible tells me so!

1 Chronicles 16:34 tells us: "Give thanks to the LORD for He is good; for His steadfast love endures forever."

**Big Question 8 Bible Verse Song
Forever and Ever: 1 Chronicles 16:34**

PFI NIV Songs 8, Track 5

Forever and ever,
The LORD's love endures forever.
Forever and ever,
The LORD's love endures forever.
First Chronicles Sixteen, thirty-four.

God's people are sinners. Their love for God is never the same. They do not seek Him or obey Him as they should. Yet, the LORD's love for them is always steadfast. It never changes. That's because it's based on Jesus' perfect life and love, not on sinful life and unsteady love. God's people rejoice in how good God is to them! They give thanks to Him for His always faithful love. It will never, ever end. It truly is more than they could ever deserve.

2. DIGGING DEEP DOWN: Key Concept and Story (introduce the Bible Truth and tell the related story)**Bible Truth 3**

"It's time for us to dig down deeper for answers to our Big Question. We're learning **SIX** Bible Truths that all tell us something about God's love for His people. We have learned some already. Can you remember what they are? (God Blesses All People with Many Good Gift and God Loved His People Before They Loved Him.)

The Bible Truth we are going to be thinking about today is:

God Showed the Depths of His Love By Giving His Son Jesus to Save His People.

God is Father, Son and Holy Spirit. Three persons, but just one God. God could live forever happy, in the wonderful, perfect fellowship of love He has within Himself. He has never needed anything or anyone to be complete.

No, God didn't need anyone else to love, yet He chose to create people with a heart to know and love Him. He wanted to share Himself with these people--especially His people: all those who would ever turn and trust in Jesus as their Savior.

But even before He created the world, even before He created them, God knew that His love would be very, very costly. All people--including His people-- would rebel against Him. They would break fellowship with Him. They would deserve His punishment, not His love. Only a huge act of love on His part would rescue them. And right then, before the beginning, God chose to make it!

He chose to give His one, dear Son Jesus to take the punishment for their sins. So at just the right time, Jesus left the wonderful, perfect fellowship with God the Father and Holy Spirit in heaven and came to earth to live as a man. He lived the perfect live needed to please God. On the cross, He offered it up as the perfect sacrifice for sin. He took all the terrible punishment for the sins of God's people so they could be forgiven. Because of Jesus, they would get to know God and delight in His wonderful love.

God has shown His love for His people in many ways, but the greatest way He has shown His love is by giving Jesus to save them. We can become God's people when we turn from our sins and trust in Jesus as our Savior.

2. DIGGING DEEP DOWN, continued**Bible Truth 3
Hymn**

*You might also enjoy
listening to:
God's One, Big Plan
PFI NIV Songs 8,
Track 11*

"Long ago, a woman named Fanny Crosby was thinking about this Bible truth, too. She wrote the words to a hymn called "To God Be the Glory" We're going to learn a verse from it.

To God Be the Glory

PFI NIV Songs 8, Track 10

Verse 1

To God be the glory,
great things He hath done;
So loved He the world
that He gave us His Son,
Who yielded His life
an atonement for sin,
And opened the lifegate
that all may go in.

Refrain:

Praise the Lord, praise the Lord,
Let the earth hear His voice!
Praise the Lord, praise the Lord,
Let the people rejoice!
O come to the Father, thro' Jesus the Son,
And give Him the glory,
great things He hath done.

We give glory to God for giving us His Son who He loved so much to be the payment for sins. Sinners could never pay for their sins. Only by Jesus giving up His life in the place of sinners could there ever be a way for them to come to the Father.

**Bible Truth 3
Bible Verse
and Song**

"The Bible verse we are going to be digging down into for this Bible Truth is:

1 John 4:10

"This is love: not that we loved God, but that He loved us and sent his Son as an atoning sacrifice for our sins."

We are all sinners who have rebelled against God, yet God chose to love us and do it in the deepest way possible: He sent Jesus to save us. Yes, He sent His dearly loved Son, to come to earth to be the atoning sacrifice that would pay for our sins. He would live a perfect life then offer it up as the payment that would bring the forgiveness we needed. And He chose to do this while we still were rebelling against Him! How wonderful is this free gift of God! How deep is His love! This atoning sacrifice is for us, too, when we turn away from our sins and trust in Jesus as our Savior.

We've said our Bible verse, now let's sing it!

This Is Love

PFI NIV Songs 8, Track 12

This is love,
Not that we loved God,
But that He, that he loved us,
He sent his Son,
And He sent His Son,
An atoning sacrifice for sin.
He sent his Son,
And He sent His Son,
An atoning sacrifice for sin.
First John, Four, ten.

2. DIGGING DEEP DOWN, continued**LESSON 1 STORY****Old Testament Story:****The Case of the Lifted-Up Lifesaver**

Numbers 21:4-9; 2 Kings 18:4; John 3:1-1

"Now it's time for today's story called: **The Case of the Lifted-Up Lifesaver.**

As you listen to the story, see if you can figure out:

- 1. Who was lifted up long before Jesus lived? How was that used as a lifesaver?**
- 2. How was Jesus like what was lifted up? How was He a lifesaver?** (If desired, write these questions on a sheet of paper to refer to when the story is finished.)

Read story.

After reading story, ask for the children's answers to the questions.

1. Who was lifted up long before Jesus lived? How was that used as a lifesaver? A bronze snake. The LORD promised to save from the deadly snakebites all who looked to the snake on the pole. The snake had no power. God counted it as an act of faith in Him when people obeyed His command and looked to the snake.

2. How was Jesus like what was lifted up? How was He a lifesaver? Jesus was lifted up on a cross. He suffered and died for the sins of all who would ever turn from their sins and trust in Him. He is the only way any of us can be saved. He saves us for eternal life.

Close in prayer. (prayer suggestions included at end of story)

LESSON 2 STORY**Story of the Saints:****The Case of the Peace Maker**

"Now it's time for today's story called: **The Case of the Peace-Maker.**

As you listen to the story, see if you can figure out:

- 1. Who was at war? How did they make peace?**
- 2. How did Don use the tribes' peace maker to tell the people about Jesus?** (If desired, write these questions on a sheet of paper to refer to when the story is finished.)

Read story.

After reading story, ask for the children's answers to the questions.

1. Who was at war? How did they make peace? Two Sawi tribes. They made peace by giving a son from the tribe to the other tribe. As long as the son lived, the peace was kept.

2. How did Don use the tribes' peace maker to tell the people about Jesus? He told them that Jesus was God's Son, the peace child sent to make peace between sinful people and God.

Close in prayer. (prayer suggestions included at end of story)

2. DIGGING DEEP DOWN, continued**LESSON 3****The Case of the Matchless Marvel**

*Proverbs 8:30;
Isaiah 41:2;
Matthew 3:17;17:5;
26-28;
John 1:1-18; 3:16;
17:25;
Ephesians 1:1-14*

"Now it's time for today's story called: **The Case of the Matchless Marvel.**

As you listen to the story, see if you can figure out:

- 1. Who was matchless in His love?**
- 2. What did He do that was such a marvel (so amazing that we can hardly believe it)?**

(If desired, write these questions on a sheet of paper to refer to when the story is finished.)

Read story.

After reading story, ask for the children's answers to the questions.

1. Who was matchless in His love? God was matchless in His love for His Son, Jesus. But also in His love for sinners, like you and me.

2. What did He do that was such a marvel (so amazing that we can hardly believe it)? He gave His Son, whom He loved so much, to suffer and die for sinners like you and me, that all who might turn away from their sins and trust in Jesus as their Savior, would be forgiven their sins and be saved. He would adopt them into His family and treat them with the same love as He does His dear, Son, Jesus.

Close in prayer. (prayer suggestions included at end of story)

3. TAKING ACTION: Response Activities *(choose from among these activities)***Response Activities**

- **ACTS Prayer Activity:** Add your own prayer requests to the ACTS prayer
- **Sneaky Snack:** Story-related snack
- **Bible Truth Review Activity:** Game with questions related to the Bible Truth
- **Bible Truth Hymn:** Music activities to learn a portion of a Bible Truth-related hymn
- **Bible Verse Review Activity:** Game with questions related to Bible Truth Bible verse
- **Bible Verse Song:** Music activities to learn the Bible Verse song
- **Story Review Activity:** Game with questions related to the Bible Truth and Case
- **Case RePlay, Jr. and Sr.:** Two drama activities that review the story: one for younger children, one for older children.
- **Craft:** Story-related craft
- **VIPP (Very Important Prayer Person):** Game and a coloring activity to help children learn about people in your church and how to pray for them.

(VIP resources: found online or at back of this book)

4. TAKING IT TO OTHERS *Optional presentations for the last few minutes of class***Presenting to Other Children**

If you split the children into different response activities, you can gather the children together again and have each small group make presentations to show the other children what they learned. Presentation ideas are included in the resources for each activity.

Presenting to Parents

If you keep your children together for response activities, you can have them make a presentation of something they have learned to their parents when they come to pick them up from class. Presentation ideas are included in the resources for each activity.

5. TAKING IT HOME *(Take Home Sheet)***PFI Pronto**

Give out the PFI Pronto for the case story as well as any other materials as the children are dismissed.

BIBLE TRUTH 3, LESSON 1: PLANNER/OVERVIEW

GETTING STARTED: Welcome and Opening Songs (*introduce unit and get kids moving with these songs*)

Welcome to Praise Factory: PFI: Praise Factory Investigators Theme Song *PFI NIV Songs 8, Track 1*

Rules to Help Us Worship God and Love One Another: WoGoLOA Classroom Rules Song
PFI NIV Songs 8, Track 2

Big Question Under Investigation: Big Question 8 Songs *PFI NIV Songs 8, Tracks 3,4*

Big Question Bible Verse: 1 Chronicles 16:34 Song *PFI NIV Songs 8, Track 5*

DIGGING DEEP DOWN: Key Concept and Story (*introduce the Bible Truth and tell the related story*)

Bible Truth 3: God Showed the Depths of His Love By Giving His Son Jesus to Save His People

Bible Truth Hymn: To God Be the Glory, v.1 *PFI NIV Songs 8, Track 10*

Extra Song: God's One, Big Plan *PFI NIV Songs 8, Track 11*

Bible Verse: 1 John 4:10

Bible Verse Song: This is Love *PFI NIV Songs 8, Track 12*

Lesson 1 Old Testament: The Case of the Lifted-Up Lifesaver

Ephesians 1; Romans 8; Genesis; Exodus; 1 Kings/ 1 Chronicles; 2 Kings/2 Chronicles; Luke; Acts; Revelation 7:9

TAKING ACTION: Response Activities (*choose from among these activities*)

Snack and Discussion Planner: The Bronze Snake Lifted Up

ACTS Prayer: Prayer Sheet

Bible Truth Review: Discussion Questions and Game: Omit! Obey!

Bible Truth Hymn: To God Be the Glory, v.1 *PFI NIV Songs 8, Track 10*

Song, Sign Language and Song Game: Big Voice, Little Voice **PFI NIV Songs 8 BOOK or ONLINE**

Bible Verse Review: 1 John 4:10 Discussion Sheet and Game: Simon Says How

Bible Verse Song: This Is Love: Psalm 145: 9,13,15-16 *PFI NIV Songs 8, Track 12*

Song, Sign Language and Song Game: Sign It, Say It, What Does It Mean? **PFI NIV Songs 8 BOOK or ONLINE**

Story Review: Discussion Questions and Game: Secret Agent

Case Replay, Jr: Drama Activity for Youngest Children (children do same story actions together)

Case Replay, Sr: Drama Activity for Most Children (children re-tell story with individual parts)

Craft: Snake on a Pole

VIPP (Very Important Prayer Person) Prayer Time: Coloring Sheets (back of book) & Game: Mix and Match

TAKING IT HOME: Take Home Sheet for Review and Family Devotions

PFI Pronto: Bible Truth 3, Lesson 1 **PFI NIV Prontos 8 BOOK or ONLINE**

The Case of the Lifted-Up Lifesaver *Numbers 21:4-9; 2 Kings 18:4; John 3:1-1* by Connie Dever

Our story is called:

The Case of the Lifted-Up Lifesaver.

As you listen to the story, see if you can figure out:

1. Who was lifted up long before Jesus lived? How was that used as a lifesaver?
2. How was Jesus like what was lifted up? How was He a lifesaver?

This story takes place in Old Testament times, about 1400 years before Jesus lived on earth.

Hot rocks, shadeless, scrubby bushes and heading south! What could be worse? That's what the Israelites thought as they headed back through the wilderness toward Elith. For thirty-eight, long years they had wandered those hot, deserted lands with their parents. Why? Because of their stubborn unbelief in the LORD. They refused to believe that the same great God who rescued them from the mighty Egyptians would also help them conquer the mighty enemies who lived in the Promised Land He was giving them.

"For forty years, you will wander through the wilderness until all you unbelieving adults die," the LORD had told them. "Your children will be the ones I take into the Promised Land, not you." So wander in the wilderness they did, year after year.

Now in the thirty-eighth year, the LORD was leading them to the banks of the Jordan River. Here they would settle for the last two years before entering the Promised Land at last.

There were two ways to get to their camping spot: a long way and a short way. The long way took them through more of that terrible, hot wilderness. But the short way took them through the pleasant, green lands of Edom. I bet you can guess which way the Israelites wanted to go: the short, pleasant, green way!

But this was not to be. The King Edom refused to let them pass through his country, no matter how much they pleaded. So it was back south through hot rocks and shadeless, scrubby bushes they had to go, many hundreds miles out of their way.

The Israelites should have trusted the LORD. They should have remembered all He in love had done for them and trusted that there was a wise plan behind their journey south through the wilderness again. But they did not. Instead they spoke against the LORD and

Moses: "Why have you brought us up out of Egypt to die in the desert? There is no bread! There is no water! And we detest this miserable [manna]," they said.

What a terrible thing to say! What a terrible thing to do! To forget what the Lord in His love had done for them! Had He not done amazing miracles to rescue them from slavery in Egypt? Had He not loved them and made them His special people, even though there was nothing very lovable or special about them? Had He not kept His covenant promises to them even when they broke their covenant promises to Him? Had He not cared for them out in the wilderness, providing them with manna---bread from heaven--- each day to eat and making delicious water gush forth from wilderness rocks? Had He not kept their clothes and sandals from wearing out all these 38 years? Hadn't He given them Moses to be their patient and wise leader? Yes, they should have remembered His love and trusted Him. But they did not; and the LORD now disciplined them again.

So from underneath those hot rocks and scruffy, shadeless bushes, He caused lots and lots of vicious, red striped snakes to come out and bite them. The bites swelled up and hurt terribly. What was worse, these snakes were deadly poisonous. The Israelites became very sick; many of them even died!

The people immediately knew why these snakes had come. They knew it was the LORD's just punishment for complaining instead of trusting God, yet again. How sorry they were! They came to Moses and said, "We have sinned, for we have spoken against the LORD and against you. Pray to the LORD, that He take away the snakes from us," they pleaded.

Story-telling Tips

Ahead of time:

1. Read the Bible verses and story. Pray!
2. Create story cue cards on index cards (or highlight text).
3. Practice telling story dramatically, timing your presentation. Shorten, if necessary to fit your allotted time.
4. Decorate area with story props that help bring your story alive.

During your presentation:

1. Maintain as much eye contact as possible as you tell the story. Point to/use props at important points in the story. Include the kids in your story with a few questions about what they think will happen or words/concepts that might be new to them.
2. Watch the kids for signs that their attention span has been reached. Shorten, if necessary.

Now, the LORD didn't have to do anything. He would have been completely just to let them die after how they had treated Him yet again. But the LORD was still full of love for His people. He chose to not punish them as their sins deserve. He offered a way to heal their bodies and save all who would trust in Him.

The LORD said to Moses, "Make a fiery snake like the ones biting the people and set it on a pole. Everyone who is bitten, when he sees it, shall live."

Moses did as the LORD said. He made a fiery-red snake out of reddish-colored bronze (the Hebrew actually says copper), set it on a pole and lifted it high in the sky for all to see.

Word spread quickly through the camp: "The LORD has provided a way to save us! Look at the snake lifted up on the pole and live," they said. "The LORD will save from death all those who put their trust in Him."

Those who refused to look up to the snake died of their bites; but, those who showed their faith in the LORD by looking up to the snake were healed, just as God had promised.

The people praised the LORD. They deserved to die, but once more He had saved them. Moses wrote down the story of the lifted up snake in the Bible for all to remember. Others named the snake on the pole "Nehushtan" and kept it. God's people looked at it and remembered what in His love He had done for them. Through hundreds, even thousands of years God's people looked back to the story of the lifted up snake and remembered what God, in His love did for them.

Yet God had greater plans for the story of the lifted-up snake than for people to just marvel at what He in His love had done for His people. He planned for it to be a picture of the greatest display of His love that the world would ever know. A picture of how He would save not just His people's bodies from the consequences of their sin for awhile, but would send His dear, one and only Son, Jesus to save both their bodies and souls from sin forever. Jesus explained this to a great Jewish teacher named Nicodemus, late one night. Nicodemus had heard Jesus' powerful words about God. He had seen the amazing miracles Jesus had done. Nicodemus was sure God had sent Jesus to do something, but what? He had come through the dark and empty streets of

Jerusalem to where Jesus was to find out more. Jesus told him what God in His love for His people planned to do next.

Jesus told Nicodemus: "Just as Moses lifted up the snake in the desert, so the Son of Man [the Messiah] must be lifted up, that everyone who believes in him may have eternal life. For God so loved the world that he gave his one and only Son, that whoever believes in him shall not perish but have eternal life. For God did not send his Son into the world to condemn the world, but to save the world through him. Whoever believes in him is not condemned, but whoever does not believe stands condemned already because he has not believed in the name of God's one and only Son."

"Lifted up? Would the Messiah be lifted up like a snake on a pole? Who was this 'One and Only Son of God?'" Nicodemus wondered. "Was Jesus saying talking about himself?" Nicodemus tried to understand Jesus' words, but it was very hard. No one had ever spoken like Jesus did. No other rabbi (Jewish teacher) had taught that the Messiah would be lifted up."

Perhaps it became a lot clearer to Nicodemus a few years later as he and his fellow teacher, Joseph of Arimathea, looked up at Jesus' dead body lifted up high above them on the cross on the Friday Jesus died. And even clearer still, a few days later on the Sunday, when the amazing news spread that Jesus had risen from the dead.

Did Jesus' words echo in Nicodemus' head then? What had Jesus said? "...the Son of Man must be lifted up that whoever believes in Him may have eternal life. For God so loved the world that He gave His only Son, that whoever believes in him should not perish but have eternal life." Did Nicodemus understand what God in His love for His people had done? That God had loved His people from every language and nation in the whole world so much that He had not even held back the One He loved most to save them from their sins?

I can't answer that question for the Bible doesn't tell us what happened to Nicodemus. Only in heaven will we know. But I certainly hope that he came to believe that Jesus was the beloved Son of God, given up by His loving Father. I hope he put his trust in Jesus as His

Savior, lifted up on the cross to suffer and die for God's people's sins.

Cracking the Case:

It's time to answer our Case Questions.

1. Who was lifted up long before Jesus lived? How was that used as a lifesaver? A bronze snake. The LORD promised to save from the deadly snakebites all who looked to the snake on the pole. The snake had no power. God counted it as an act of faith in Him when people obeyed His command and looked to the snake.

2. How was Jesus like what was lifted up? How was He a lifesaver? Jesus was lifted up on a cross. He suffered and died for the sins of all who would ever turn from their sins and trust in Him. He is the only way any of us can be saved. He saves us for eternal life.

Something for You and Me

Our Bible Truth is:

God Showed the Depths of His Love By Giving His Son Jesus to Save His People

Our Bible Verse is: 1 John 4:10

"This is love: not that we loved God, but that He loved us and sent his Son as an atoning sacrifice for our sins."

Perhaps we can't know if Nicodemus understood what God in His great love for His people had done through Jesus; but, there is someone else who can know: you and me! God has let us hear the story of the bronze snake. He has let us understand that in His great love, He gave His only Son Jesus to be lifted up to suffer and die on the cross so that you and I, if we confess our sins, turn from them, and believe in Him, will not perish but have eternal life. Let's praise God for His great love for sinners. Let's ask Him to give us faith to believe in His Son Jesus as our own Savior.

Close in prayer.

share the great news of His amazing love to others that they too might turn from their sins, trust in Jesus, and become His precious children, too.

Closing ACTS Prayer

A God, we praise You for being the Great Lover and Savior of Your undeserving people.

C God, we confess that many times, like the Israelites, we grumble against You, even though You has treated us so much better than we deserve. We deserve Your punishment, but You have given us a Savior!

T God, we thank You for promising to send a Savior to save all those who turn from their sins and trust in Jesus as their Savior.

S God, work in our hearts. Help us to turn away from our sins and trust Jesus as our own Savior. Fill our hearts with love for You and thankfulness for all You have done for Your people.

Special Words

Bronze: A yellowish-brown metal made from a mixture of copper and tin.

Promised Land: The LORD promised Abraham to give him and his family after him the land of Canaan to be their very own. This was where the LORD would fulfill His plans to send Jesus to be the Savior who would save God's people. It became known as the land of Israel.

ACTS PRAYER ACTIVITY

Use this sheet to write down your ACTS Prayer

Instructions:

Use this sheet to help the children apply the Bible Truth into a prayer. You can use the ACTS provided or even better, have the kids think of their own applications. Also have the children add their personal requests to the prayer, too. Lead the children in the prayer or let them pray sections, with your help. Never force a child to pray! Non-readers can participate by you whispering a section of the prayer into their ear and allowing them to pray it aloud for the group.

ADORATION:

God, we praise You for being willing to give up Your precious Son to save Your people.

God, we praise You for being.....

Add your own Adorations:

CONFESSION:

God, we confess that we have all rebelled and disobeyed You. We did not want to know You and Your love. We have deserved Your punishment! We need a Savior!

God, we have sinned against You....

Add your own Confessions:

THANKSGIVING:

Thank You, God for choosing to love us, even though we have treated You so terribly. Thank You for sending Jesus to save sinners like us!

God, we thank You for...

Add your own Thanksgivings:

SUPPLICATION:

God, help us to understand more of how great Your love is and help us to love You. Work in our hearts. Help us to turn from our sins and trust in Jesus as our Savior. Make us Your people, who love, obey and enjoy You, now and forever.

God, we need Your help...

Add your own Supplication:

SNEAKY SNACK

Can you figure out how this snack ties in with our case?

Snack: The Bronze Snake Lifted Up

A hot dog "pole" cut in half, length wise with a 3" x ½" portion of crescent roll dough wrapped around it like the snake. Cook according to crescent roll recipe on side on can, shortening suggested cooking time as needed.

HINT: Do not separate the triangular crescent rolls apart, but leave pairs together, making 4 rectangles per can. Cut the 3" x ½" lengths from these rectangles.

This is only a suggestion. Feel free to modify. Be mindful of allergy issues among your children!

Case Tie-in: The LORD told Moses to make a bronze snake on a pole, then hold it up. All who obeyed the LORD for help by looking up at the snake, as He said, were healed. Many years later, Jesus told Nicodemus that the bronze snake lifted up was a picture of how He would be lifted up on a cross and would save all who put their faith in Him.

SOUL FOOD

Food for thought during snack time

1. What does the snack have to do with the story?

Choose a few questions from the other activity discussion sheets to talk about during this snack time.

2.

3.

4.

5.

6.

7.

Directions: Read and discuss Bible Truth, using a FEW of the questions. Play game. Feel free to modify the game to fit your children.

God Showed the Depths of His Love By Giving His Son Jesus to Save His People

God is Father, Son and Holy Spirit. Three persons, but just one God. God could live forever happy, in the wonderful, perfect fellowship of love He has within Himself. He has never needed anything or anyone to be complete.

No, God didn't need anyone else to love, yet He chose to create people with a heart to know and love Him. He wanted to share Himself with these people--especially His people: all those who would ever turn and trust in Jesus as their Savior.

But even before He created the world, even before He created them, God knew that His love would be very, very costly. All people--including His people-- would rebel against Him. They would break fellowship with Him. They would deserve His punishment, not His love. Only a huge act of love on His part would rescue them. And right then, before the beginning, God chose to make it!

He chose to give His one, dear Son Jesus to take the punishment for their sins. So at just the right time, Jesus left the wonderful, perfect fellowship with God the Father and Holy Spirit in heaven and came to earth to live as a man. He lived the perfect life needed to please God. On the cross, He offered it up as the perfect sacrifice for sin. He took all the terrible punishment for the sins of God's people so they could be forgiven. Because of Jesus, they would get to know God and delight in His wonderful love.

God has shown His love for His people in many ways, but the greatest way He has shown His love is by giving Jesus to save them. We can become God's people when we turn from our sins and trust in Jesus as our Savior.

Understanding the Bible Truth

1. In whose love is God perfectly happy in? *His love for Himself: Father, Son and Holy Spirit.*
2. How do the Father, Son and Holy Spirit live together? *In the closest of fellowship, always delighting in each other; never needing anyone or anything else to be happy.*
3. Who did God chose to love with His very great love? How did He show His love? *Sinful people. He chose to save them by giving up His own Son Jesus to pay for their sins.*
4. Why didn't people deserve God to save them? *All people were created to know and love Him, yet they all chose to rebel against Him and live their own way. They deserved death, not for God to save them.*
5. What was so hard about what the Father chose to do? *He gave up the deepest, dearest closeness of fellowship with His Son. He crushed Him with full punishment for the sins of His people.*
6. What was so hard about what Jesus chose to do? *He gave up the deepest, dearest closeness of fellowship with His Father (and the Holy Spirit). He chose to live among sinful people in this sinful world as not just the Son of God but as a human. He chose to bear all the terrible suffering on the cross for God's people.*
7. Whose sins does God forgive? *All who confess their sins to God, turn away from their sinful lives and trust in Jesus as their own Savior.*
8. What will God's people get to enjoy? *Knowing God; delighting in His love now and always.*
9. What is the greatest way God has shown His love for His people? *Sending Jesus to save them from their sins when He suffered and died on the cross.*
10. How can we become God's people, dearly loved? *By turning away from our sins and trust in Jesus as our Savior.*

Bible Truth Story Connection Questions

1. How had God showed His love to the Israelites? *Rescued them from slavery; taken care of their needs (water, manna, shoes that didn't wear out), showing them mercy when they kept sinning against Him, such as by providing them with healing when they looked at the bronze snake.*
2. How was the love God showed by giving His Son even greater than any other loving thing He had done? *God loved His Son most of all, so giving Him up to suffer and die for His peoples sins was the greatest act of love He could do.*

Bible Verse Connection Question

1. What does our Bible Truth have to do with our **Bible Verse: 1 John 4:10**: "This is love: not that we loved God, but that He loved us and sent his Son as an atoning sacrifice for our sins.?"

God loved His Son most of all, yet He loved His people so much that He chose to send Him to be the atoning sacrifice for sins that they needed. How deep is the love of God that He would do this for them!

Life Application Questions

1. Can we become God's dearly loved adopted children? *Yes! When we confess our sins to God; turn from them; and trust in Jesus as our own Savior.*

2. How should God's people want to live when they understand God's love for them shown through Jesus? *They should want to be thankful to God each day for what He has done for them. They should want to obey Him and please Him in everything they do. They should realize that no matter what happens to them each day, they have every reason to shout for joy to the LORD for all He has done for them... and the wonderful riches of His love forever they have to look forward to when they go to live with Him after they die.*

ACTS Questions

1. What is something we can praise God for from this Bible Truth? *Praise God for being willing to give up His precious Son to save His people.*

2. What is something we can confess to God from this Bible Truth? *Confess ways that we have rebelled and disobeyed Him, not wanting to know Him and His love. We deserve His punishment. We need a Savior!*

3. What is something we can thank God for from this Bible Truth? *Thank God for choosing to love us, even though we have treated Him so terribly.*

4. What is something we can ask God for from this Bible Truth? *We can ask God to work in our hearts that we would want to turn away from disobeying Him and trust in this wonderful Jesus as our own Savior. Ask God to help us to understand more of how great His love is and help us to love Him.*

The Gospel

1. How has God shown the depths of His love for His people? What is the gospel?

God is the good Creator and King of the world. He made people to worship Him and live by His good laws. But we are all sinners who have rebelled against Him. We all deserve death--God's just, eternal punishment for our sins. How terrible! But God has good news for us. In His great mercy, God sent His Son Jesus to earth to save sinners. Yes, Jesus, the perfect Son of God, left His home in heaven and became a man. He lived the perfect life that pleases God. (He's the only one who has ever done that!) He offered it up to God His Father as the perfect sacrifice for sins when He suffered and died on the cross. Then, on the third day, Jesus rose from the dead in victory. He had fully paid for the sins of God's people, so they wouldn't have to! Now all who turn away from their sins and trust in Jesus as their Savior will receive forgiveness of sins and eternal life with God. They will be His very own special people who will know Him and enjoy Him forever. We can be God's people, too, if we turn from our sins and trust in Jesus as our own Savior.

Game: Omit! Obey!

Materials

Bible Truth Questions

Preparing the Game

1. Choose 20+ questions for your game from the Bible Truth Discussion Questions, or make up your own.
2. Write the Bible Truth questions on small thin strips of paper (or make a photocopy of the Bible Truth Discussion Questions and simply cut them into strips) and put them in the bag/bowl.

Playing the Game

Divide the children into two teams, having them line up in straight lines, arms' length apart, side to side. The leader stands at one end of the two lines and tells the children that he/she will tell them to do a certain action, saying "Obey" or "Omit" right before doing it. Children are to do the action if the leader says "Obey", but NOT do it if they say "Omit" first. Any child caught moving when the leader has said "Omit" is identified and is the Question Chooser for the class. If the class answers the question correctly, then the child resumes play. If not, then the child must sit out until another round when a correct answer is given.

Game continues as number of questions, time, and attention span allow.

NOTE: Have children who are "Out" help give you ideas for actions.

Non-competitive Option

Let the Question Chooser immediately back into the game, even if the class misses the question. Add the missed question back into the bag for further review.

Optional TAKING IT TO OTHERS Activity: Quiz Questions

Have the children choose a few of the questions from the game to ask the parents/other children during TAKING IT TO OTHERS time. Help pre-readers by whispering the question in their ear and letting them ask it aloud to the parents/other children. Make sure you read the Bible verse aloud before you ask your questions.

Directions:

1. Write words to song in large print before class.
2. Play the song for the children, helping them follow along on the song sheet.
3. Discuss the song, using a few questions from the discussion sheet. *Don't use them all!*
4. Introduce sign language for key words of your choice from sign language sheet for your song. Use as few or as many as you think the children can learn.
5. Sing and sign the song. Sign language as well as large format lyrics and sheet music are found in the PFI Unit Songbook or online.
6. If desired, play the Song Game.

Optional TAKING IT TO OTHERS Activity: Presenting and Singing the Song

1. Sing and sign the song, encouraging the watching children/parents to join in.
2. Ask the class some of the questions listed below. The Bible Truth Connection Question is particularly good to help them understand how the song ties in with the Bible Truth.

To God Be the Glory

Verse 1

To God be the glory,
great things He hath done;
So loved He the world
that He gave us His Son,
Who yielded His life
an atonement for sin,
And opened the lifegate
that all may go in.

Refrain:

Praise the Lord, praise the Lord,
Let the earth hear His voice!
Praise the Lord, praise the Lord,
Let the people rejoice!
O come to the Father, thro' Jesus the Son,
And give Him the glory,
great things He hath done.

Listen to it on PFI NIV Songs 8, Track 10

Understanding the Song

1. What great things has God done that we should glory Him? *He has sent His Son Jesus to be the Way for sinners to come to God.*
2. How did God show how much He loved the world? *He gave His very own Son to come and suffer a terrible death to pay for the sins of His people.*
3. What does "atonement" mean? *Making peace with someone after being enemies.*
4. What does it mean that Jesus yielded His life as an atonement for sin? *To yield one's life means to give it up. Jesus gave up His life to pay for the sins of His sinful people so that there would be peace between God and them.*
5. What is a lifegate? *A lifegate is a made up word that means the way to eternal life with God.*
6. Who may have eternal life? *All may go in. Anyone who turns from their sins and trusts in Jesus as the payment for their sins may be saved.*
7. Why should the people rejoice and praise the Lord? *Because Jesus has made the way to the Father.*
8. How do we come to the Father? *Through faith in Jesus the Son's payment for our sins.*

Bible Truth Connection Question

1. How does this song relate to our **Bible Truth: God Showed the Depths of His Love by Giving His Son, Jesus, to Save His People?** *We give glory to God for giving us His Son who He loved so much to be the payment for sins. Sinners could never pay for their sins. Only by Jesus giving up His life in the place of sinners could there ever be a way for them to come to the Father.*

Story Connection

1. How does this song relate to today's story? *God showed His great love for His people in many ways. He rescued them from slavery in Egypt and even provided them with the bronze snake and healing when they deserved nothing but punishment after speaking against Him. But the bronze snake was only a picture of the greatest way God would show His love to His people. As Jesus told Nicodemus, God loved the world so much that He gave His own Son to pay for the sins of all who would ever believe in Him. . He opened the Lifegate so all who believe in Him can enter in. The whole earth should give God the glory for this greatest of all things He has done.*

Bible Connection Question

1. What does this hymn have to do with our Bible Verse: **1 John 4:10**: "This is love: not that we loved God, but that He loved us and sent his Son as an atoning sacrifice for our sins.?"

All of God's people are sinners. There is no reason that God should love them because of their own goodness. But God still loved them. He chose to save them through His Son Jesus. He sent Him to be an atoning sacrifice for their sins when He died on the cross. And Jesus did it! He took all the punishment for their sins! He opened the Lifegate so all could go in. We give God the glory for doing this, because He is the one who alone could do and did do it! How great is His love for His people!

Life Application Questions

1. How can God's people be affected by the message of this song? *Every day, no matter how bad things are, they always have something even greater to thank God for. Jesus has made the Lifegate, the Way to the Father so that all who turn and trust in Him can know and enjoy Him forever in heaven.*

2. How can Jesus be our Lifegate? *When we turn away from our sins and trust in Jesus as our own Savior.*

ACTS Questions

1. What is something we can praise God for from this hymn?

Praise God for being the Provider of the Lifegate of salvation for His people.

2. What are sins we can confess to God from this hymn?

That many times we hardly even remember to thank God for all He has done through Jesus.

3. What is something we can thank God for from this hymn?

We can thank God that He did not give His people what they deserved, but instead gave them life through Jesus.

4. What is something we can ask God for from this Bible Verse?

That God would work in our hearts that we might turn from our sins and trust Jesus as our Savior. We can ask Him to help us rejoice in Him each day as we remember what He has done for His sinful people.

Gospel Question

1. Our sins shut us out from God. The way to eternal life with Him is closed to us. But God has made a Lifegate to eternal life for sinful people. What is it? How can we enter in? What is the gospel?

God is the good Creator and King of the world. He made people to worship Him and live by His good laws. But we are all sinners who've rebelled against Him. We all deserve death--God's just, eternal punishment for our sins. How terrible! But God has good news for us. In His great mercy, God sent His Son, Jesus to earth as a man to save sinners. He lived the perfect life that pleases God. (He's the only one who's ever done that!) He offered it up to God His Father as the perfect sacrifice for sins when He suffered and died on the cross. Then, on the third day, Jesus rose from the dead in victory. He had fully paid for the sins of God's people, so they wouldn't have to! Now all who turn away from their sins and trust in Jesus as their Savior will receive forgiveness of sins and eternal life with God. They will be His very own special people who will know Him and enjoy Him forever. We can be God's people, too, if we turn from our sins and trust in Jesus as our own Savior.

Song Game: Big Voice, Little Voice

Materials

Sign Language Signs and Song

White board and marker

Eraser

Preparing the Game

1. Write the words to the song on a white board.

Playing the Game

1. After children have learned the song and signs well, then tell the children that you are going to leave out words from the song (that you've learned signs for) and just do the sign in its place.
2. Have the children help you choose a word to take out. Erase the word from the board. Review the sign the for erased word.
3. Sing the song, trying to remember to NOT sing the word and do only the sign.
4. Continue to take out words until all of the words (with signs) have been taken out.

Game continues as number of questions, time, and attention span allow.

choose a FEW questions for discussion, then choose the game and/or music activity

Meditation Version: 1 John 4:10

"This is love: not that we loved God, but that He loved us and sent his Son as an atoning sacrifice for our sins."

Understanding the Bible Verse

1. What is love? *Love is caring for someone the way God does. The Bible tells us how love thinks, speaks and acts towards others in 1 Corinthians 13:4-8 "Love is patient, love is kind. It does not envy, it does not boast, it is not proud. It is not rude, it is not self-seeking, it is not easily angered, it keeps no record of wrongs. Love does not delight in evil but rejoices with the truth. It always protects, always trusts, always hopes, always perseveres. Love never fails."*
2. Why isn't our love for God a very good picture of what love is like? *Our love for God is spoiled by our sin. We have all rebelled against God and want to love ourselves more than God. Even after someone becomes a Christian and the Holy Spirit grows love for God in their heart, their love for God is still dirtied by sin and their own selfish desires.*
3. Who shows us what love is really like? *God and His love for His people.*
4. What is the greatest way God has shown His love for His people? *He sent His Son Jesus as an atoning sacrifice for our sins.*
5. What does atone mean? *To atone for something means to do what it takes to pay for sins done against someone else and bring peace.*
6. What is an atoning sacrifice? *Someone's life given up to pay for sins done against someone else and brings peace between the person who sinned and the person they sinned against.*
7. Who did God give to be an atoning sacrifice for sinful people? *His Son Jesus.*
8. What did God give up when He sent Jesus to earth? *The deepest, dearest closeness of fellowship that He had always enjoyed from forever before.*
9. How can we become God's people and Jesus be the propitiation for our sins? *By turning away from our sins and trusting in Jesus as our Savior.*

Bible Truth Connection Question

1. What does this verse have to do with the **Bible Truth: God Showed the Depths of His Love By Giving His Son Jesus to Save His People?** *God loved sinful people in many ways as He blesses and cares for all people—most especially His own people. Yet, God sending His Son to be the atoning sacrifice for the sins of all who would ever turn from their sinful way of life and trust in Jesus as their Savior, shows the depths of His love. For when He sent Jesus to be our Savior by suffering and dying, He was giving up the One He loved the most to save His people.*

Story Connection Questions

1. How does this verse relate to our story? *The Israelites knew so much of God's love in how He rescued them and continued to bear patiently with them when they kept sinning against Him. Even when He punished them—like when He sent the snakes to bite them—He showed them His love by providing them healing when they looked up at the bronze snake that Moses made and lifted up. But as great as the love He showed in doing all these things, God showed His love most of all by sending His dear Son Jesus to be lifted up on the cross as the atoning sacrifice for the sins of all who would ever trust in Jesus as their Savior. Jesus explained this to Nicodemus the dark night he came to talk with Jesus.*

Life Application Questions

1. Can we be God's adopted, chosen sons? *Yes! When we confess our sins to God; turn from them; and trust in Jesus as our own Savior.*

ACTS Questions

1. What is something we can praise God for from this Bible Verse?

Praise God for being the Lover and Saver of His sinful people.

2. What are sins we can confess to God from this Bible Verse?

That we have all turned away from God. We have all chosen not to love God. We deserve God's punishment! We need a Savior!

3. What is something we can thank God for from this Bible Verse?

We can thank God for sending Jesus to be the atoning sacrifice for the sins of all who turn away from disobeying God and trust in Him as their own Savior.

4. What is something we can ask God for from this Bible Verse?

We can ask God to work in our hearts that we would want to turn away from disobeying Him and trust in this wonderful Jesus as our own Savior. We can ask Him to be the atoning sacrifice for our sins.

The Gospel

1. What is the only way for sinful people to become God's people? Why did Jesus have to die for them? What is the gospel?

God is the good Creator and King of the world. He made people to worship Him and live by His good laws. But we are all sinners who have rebelled against Him. We all deserve death--God's just, eternal punishment for our sins. How terrible! But God has good news for us. In His great mercy, God sent His Son Jesus to earth to save sinners. Yes, Jesus, the perfect Son of God, left His home in heaven and became a man. He lived the perfect life that pleases God. (He's the only one who has ever done that!) He offered it up to God His Father as the perfect sacrifice for sins when He suffered and died on the cross. Then, on the third day, Jesus rose from the dead in victory. He had fully paid for the sins of God's people, so they wouldn't have to! Now all who turn away from their sins and trust in Jesus as their Savior will receive forgiveness of sins and eternal life with God. They will be His very own special people who will know Him and enjoy Him forever. We can be God's people, too, if we turn from our sins and trust in Jesus as our own Savior.

Game: Simon Says How

Materials

Bible verse written up in large print so that all can see

A die

Die Number and Action Chart (see below)

Preparing the Game

Make a sign as follows:

1 = Head

2 = Feet

3 = Hands

4 = Head and Feet

5 = Feet and Hands

6 = Whole Body

Learning the Verse

Some or all of your children may be non- or early readers. Teach the verse in sections, having them say it after you. Repeat a few times. Add clapping or other movement as they say it.

Directions

1. If desired, lead the children in a discussion of a **FEW** of the most important questions before beginning game.

2. Explain the game to them as follows:

Have the children spread out facing the leader. Tell the children that they are going to play "Simon Says How", a game in which everyone will take turns making up different actions that they will try to do while trying to say the verse. Explain that "Simon" will roll the die and make up actions that use the parts of the body that correspond to the number on the chart. Everyone else will then recite the verse while doing the actions "Simon" made up. Simon will then choose another person to be Simon in his place.

Game continues until all children get to be Simon, or as time and attention span allow.

Optional TAKING IT TO OTHERS Activity: Quiz Questions

Have the children choose a few of the questions from the game to ask the parents/other children during TAKING IT TO OTHERS time. Help pre-readers by whispering the question in their ear and letting them ask it aloud to the parents/other children. Make sure you read the Bible verse aloud before you ask your questions.

Directions:

1. Write words to song in large print before class.
2. Play the song for the children, helping them follow along on the song sheet.
3. Discuss the song, using a few questions from the discussion sheet. *Don't use them all!*
4. Introduce sign language for key words of your choice from sign language sheet for your song. Use as few or as many as you think the children can learn.
5. Sing and sign the song. Sign language as well as large format lyrics and sheet music are found in the PFI Unit Songbook or online.
6. If desired, play the Song Game.

Optional TAKING IT TO OTHERS Activity: Presenting and Singing the Song

1. Sing and sign the song, encouraging the watching children/parents to join in.
2. Ask the class some of the questions listed below. The Bible Truth Connection Question is particularly good to help them understand how the song ties in with the Bible Truth.

This Is Love

This is love,
 Not that we loved God,
 But that He, that he loved us,
 He sent his Son,
 And He sent His Son,
 An atoning sacrifice for sin.
 He sent his Son,
 And He sent His Son,
 An atoning sacrifice for sin.
 First John, Four, ten.

Listen to it on PFI NIV Songs 8, Track 12

Song Game: Sign It, Say It, What Does It Mean?

Materials

Sign Language signs used in song, particularly choose words with important meanings you want the children to learn, such as "grace", "redeem", etc.

Bag or bowl

Preparing the Game

1. Cut out signs and put in bowl.

Playing the Game

1. Practice the song and signs until the children know them well. Then put all the signs we've learned in this bag/ bowl and mix them up.
2. Ask one of the children to choose a sign, but not show it to anyone...but you, if they need some help.
3. Ask the child to do the sign for the rest of the children and see if the other children can guess which one it is. Do the sign with the child, if desired.
4. When the children guess the sign, ask them the meaning of the word. If no one guesses the sign, put it back in the bowl to be picked again.
5. Choose another child to pick a new sign from the bag and continue.

NOTE: You might want to sing the song after you do each word or couple of words.

Game continues as number of questions, time, and attention span allow.

Directions: Read and discuss Bible Truth, using a FEW of the questions. Play game. Feel free to modify the game to fit your children.

General Story Questions

1. What were the Israelites disappointed about? *The King of Edom wouldn't let them pass through his country, so they had to turn around and go back the long way through the wilderness.*
2. What did the Israelites decide to do when they had to go south into the wilderness? *Speak against the LORD and Moses.*
3. What should the Israelites have done instead of speak against the LORD? *They should have trusted in Him and His good plan. They should have remembered all the ways He had shown His love towards them in the great ways He had rescued and cared for them.*
4. Why did the LORD send as punishment? *Poisonous snakes that bit them and caused many to die.*
5. What changed in the Israelites' hearts when many died from the snake bites? *They were convicted of their sin against the LORD and turned away from their sin.*
6. What did the LORD tell Moses to make heal the Israelites? *A snake.*
7. What were the Israelites supposed to do with the bronze snake? *They were to look at it.*
8. What happened when the Israelites looked at the bronze snake? Why? Was it because the snake had magical powers? *They were healed because they had trusted and obeyed the LORD. The snake had no magical powers; it was the LORD who healed the people. He saw their faith in Him and healed them.*
9. How does God show His holiness and His mercy in the punishments He chose for the Israelites? *God was right to punish the Israelites. He had shown them how very able He was to rescue them from any enemy. They were wrong to forget who He was and not trust Him to help them defeat their enemies. They were wrong to complain about having to go through the wilderness. They had seen over and over how perfect His ways were. But God was also merciful in His punishments. He never abandoned them, though they deserved for Him to. And, even with the snakes, He provided a way to be saved from their poisonous bite for all who confessed their sin and trusted in Him, by looking to the bronze snake.*
10. What did the Israelites do to remember what the LORD had done for them through the snake? *Moses wrote down the story in the Bible. Others kept the snake to remember what the LORD had done through it.*
11. Who did Jesus tell Nicodemus that the lifted up snake was like? *Himself.*
12. How would Jesus be like that snake? *God would have Him lifted up on a "pole"—the cross for all to see. All who trusted that God had sent Him to save them, God would save.*
12. How was Jesus being lifted up NOT like the bronze snake? *Many ways! Some of them are: Jesus saved people with His death. Jesus saved His people so they could have eternal life with God, not just their bodies be healed.*
13. Why was it hard for Nicodemus to understand Jesus' words? *Because the rabbis had not taught or understood that the Messiah would die on a cross.*
14. What might have Nicodemus remembered when he stood looking up at Jesus' dead body on the cross? *Jesus' words that He would be lifted up like the bronze snake.*
15. What else happened to Jesus that may have helped Nicodemus to understand and believe in Jesus as the Son of God, the Savior, lifted up to save His people? *When Jesus' raised from the dead, the third day after He died.*
16. Do we know if Nicodemus ever believed? *No.*
17. How did Jesus dying on the cross show the depths of God's love for His People? *Jesus wasn't just some bronze snake. He wasn't even just a man. He was God's Son. God gave Him up to suffer and die for His People. There is nothing greater God could have chosen to do than to give up His dear Son for them.*

Bible Truth Connection Questions

1. What does this story have to do with our Bible Truth? *God had loved His people in many ways over all of history. The story of the bronze snake He provided to heal them of deadly snake bite was just one of them. But nothing was as great as God giving His own dear Son Jesus to be lifted up to save His people, the greatest gift, the greatest sacrifice, God could make for His people.*

Life Application Questions

1. What should we do if want to receive eternal life? *We must believe on Jesus, the Son of God, lifted up to suffer and die on the cross for the sins of all who would ever turn from their sins and trust in Him.*

Bible Verse Connection Question

1. What does the story have to do with our **Bible Verse: 1 John 4:10**: "This is love: not that we loved God, but that He loved us and sent his Son as an atoning sacrifice for our sins"?

God has always shown such undeserved love to His sinful people. In the wilderness, the LORD did not punish His grumbly people as they deserved. He gave them a way to be healed of their snake bite, if they would look to the bronze snake, showing their faith in Him. But how much more did the LORD show His love to His undeserving people by sending Jesus to be lifted up on the cross and to die as the atoning sacrifice for their sins, that they might have eternal life with Him!

ACTS Questions

1. What is something we can praise God for being that we learned in our story?

Praise God for being the Great Lover and Savior of His undeserving people.

2. What is something we can confess as sin that we learned in our story?

Confess that many times, like the Israelites, we grumble against God, even though He has treated us so much better than we deserve. We deserve God's punishment. He has given us a Savior!

3. What is something we can thank God for that we learned in our story?

We can thank God for promising to send a Savior to save all those who turn from their sins and trust in Jesus as their Savior.

4. What is something we can ask God for that we learned in our story?

We can ask God to work in our hearts, helping us to turn away from our sins and trust Jesus as our own Savior. We can ask Him to fill our hearts with love for Him and all He has done for His people.

The Gospel

1. Like the Israelites, we are sinners who do not deserve God's love. Is there any hope for us? What is the gospel?

Game: Secret Agent

Materials

Various detective looking items (a hat, dark glasses, tie, suit, watch, etc)
Paper and Marker
Tape
Story Review Questions

Preparing the Game

1. Choose 20+ questions for your game from the Story Review Discussion Questions, or make up your own.
2. Write out the questions on small, thin strips of paper. (Or photocopy the review questions and cut them apart). Tape (or pin) each of these in secret places on the detective outfit, such as on the bottom of your shoe, underneath your watch band, inside the hat, on the side of the glasses, etc.

Playing the Game

Divide the children into two teams. Teams will take turn having one of their members guess where a location of a Story Review question on your detective outfit. A team gets a point for finding a question and a point for answering the question correctly. Have the children be specific in their guesses, such as: "on top of your hat" or "inside your hat", or "under your left shoe", etc. That makes for more of a challenge.. If a team is unable to answer the question correctly, the other team can try to answer it for a point.

Game continues until the children find all the questions, or as number of questions, time, and attention span allow.

Non-competitive Option

Don't split into teams. Tell the children how many questions you have hidden on your outfit and challenge them to work together to find them all and answer the questions. Keep track of how many questions they've found with tally marks on a piece of paper.

Optional TAKING IT TO OTHERS Activity: Quiz Questions

Have the children choose a few of the questions from the game to ask the parents/other children during TAKING IT TO OTHERS time. Help pre-readers by whispering the question in their ear and letting them ask it aloud to the parents/other children.

CASE REPLAY ACTIVITIES

Use this guide to review the Case Story and act it out for others to enjoy!

CASE REPLAY, JR: YOUNGEST CHILDREN

Description: The children will act out the story together, everyone doing the same action/sound effect at the same time. This activity is most suitable for kindergarteners.

Materials

The Case RePlay, Jr. script for younger children

Preparation

1. Read through the script and write in the blanks along the side possible actions/sound effects the children could do to act it out.

Instructions

1. Tell the children that they will be re-enacting the story together as you tell it.
2. As you read the script, lead the children in actions/sound effects to do with you.
3. If desired, you can read the script and stop at certain sentences and ask them what a good action/sound effect would be to act out what you just read.
4. Repeat the re-enactment one or two times more.

CASE REPLAY, SR: OLDER CHILDREN

Description: The children act out the story as a three-scene play. You will narrate it using the Case RePlay, Sr. script and they will act it out (no spoken words, for the most part), with each child assuming a different character's role. This activity is most suitable for first grade and up. You will review the story, then practice it a few times before performing it for others.

Materials

The Case RePlay, Sr. script
White board or other large format paper
Costumes and props

Preparation

1. Prepare for the play by choosing costumes and props for each character in the story. Decorate the area with any scenery props.
2. Write the words "Beginning," "Middle," "End" on a large piece of paper/whiteboard with plenty of space under each heading. You will use this paper to help the children think about the story as a three-scene play, as it is presented in the script.

Instructions

1. Tell the children that they will get to act out the story as a three-scene play, with a beginning, middle and end section. Tell them that before they can act it out, they need to think it out. as you narrate it with your script.
2. Take the children's answers as they recount the story, helping them put key incidents in the right order.
3. If desired, when they have filled in their Beginning, Middle, End, read through your whole (real) script, so they hear exactly what you will have them act out.
4. Then tell the children that it's time to practice acting out the story.
5. Assign parts to each child. If you are using costumes, do NOT give them out at this point. They will be a distraction.
6. Have all the children sit on the floor or in chairs on one side of the "stage," then call the characters up in place as their part in the story comes.
7. As you read the script, guide the children in where you want them to move or do to act it out.
8. After going through the whole script once, give out any costumes and props and act out the script once or twice more.

Optional TAKING IT TO OTHERS Activity: Re-enacting the Story

Read the script as the children act out together (younger) or assuming different roles (older) as the other children or the parents watch.

CASE REPLAY, JR--YOUNGER KIDS (KINDERGARTEN) P.2

“Welcome to our play! The name of our story is called: The Case of the Lifted-Up Lifesaver.

This is an Old Testament story. It starts out about 1400 years before Jesus lived on earth.

And now we present: “The Case of the Lifted-Up Lifesaver.”

Scene 1:

Actions:

Again and again, the Israelites did not trust the LORD when they should have. Instead of entering the Promised Land immediately, the LORD had them wander in the surrounding wilderness for 38 years. As they wandered they came to Edom. They wanted to cut through this greener country to get to the Jordan River where they would settle for two years. But the King of Edom refused. This meant the Israelites had to go back south, through the desert and take the long way around. They were discouraged and grumbled against the LORD and Moses. They said God brought them out to the desert to die with no food or water; and that they hated the manna He gave them.

Scene 2:

The Israelites should have remembered the LORD’s love shown to them by rescuing them from slavery and in taking care of them all the past 38 years, but they did not. Instead, they chose to sin against the LORD and grumble. So, the LORD sent poisonous, red-striped snakes that bit them. Many died. Others were convicted of their sins against the LORD and cried out for mercy. They asked Moses to pray to God to take the snakes away. The LORD didn’t take the snakes away, but He did tell Moses to make a bronze snake and put in high on a pole for all the Israelites to see. Whoever trusted in the LORD by looking to the bronze snake would live. Some refused to trust God and did not look at the bronze snake. They died. But many did trust God. They looked to the lifted-up snake and were healed by the LORD. The people praised God for saving them from the snake bites. Moses wrote down the story in the Bible so all could remember what the LORD had done. Others named the snake on the pole “Nehushtan” and kept it. God’s people could see it and remember what in His love He had done for them. Through hundreds, even thousands of years God’s people looked back to the story of the lifted up snake and remembered what God, in His love did for His people.

Scene 3

But God also planned for the bronze snake to be a picture of the greatest way He would love His people: sending His own Son Jesus to be lifted up high on a cross to save them from their sins. Jesus told this to the great Jewish rabbi Nicodemus late one night. Nicodemus had heard Jesus’ words and seen the mighty things He did. He knew God had sent Jesus. He came that night to find out more. Jesus told him that like Moses lifted the bronze snake high up so that all who trusted in God and looked to it would be saved from their deadly snake bites, so He would one day be lifted up to save His people and bring eternal life to all who believed in Him. He would do this because God so loved the world that He gave His only Son that whoever believed in Him would not die, but have eternal life. He was this only Son of God. Nicodemus tried to understand this, but Jesus’ words were very different from anything he had heard before. But perhaps a few years later, as he looked up at Jesus’ dead body lifted high up on the cross, Jesus’ words began to make sense. And perhaps, as Nicodemus heard the news that Jesus rose from the dead and was seen alive by so many, that he fully believed that Jesus was God’s Son given as God’s greatest act of love to His people.

Bible Truth Tie-In:

The Bible Truth we are learning is: **God Showed the Depths of His Love By Giving His Son Jesus to Save His People.** In His great love, God healed the Israelites’ bodies by looking at the bronze snake. But nothing was as great as God giving Jesus to be lifted up to save His people for eternal life.

CASE REPLAY, SR--OLDER KIDS (1ST GRADE AND UP) P.3

"Welcome to our play! The name of our story is called: The Case of the Lifted-Up Lifesaver.

This is an Old Testament story. It starts out about 1400 years before Jesus lived on earth.

The characters in our story are: King of Edom, the Israelites, Moses, Jesus, Nicodemus, and Joseph of Arimathea

And now we present: "The Case of the Lifted-Up Lifesaver."

Scene 1: (Beginning)

Again and again, the Israelites did not trust the LORD when they should have. Instead of entering the Promised Land immediately, the LORD had them wander in the surrounding wilderness for 38 years. As they wandered they came to Edom. They wanted to cut through this greener country to get to the Jordan River where they would settle for two years. But the King of Edom refused. This meant the Israelites had to go back south, through the desert and take the long way around. They were discouraged and grumbled against the LORD and Moses. They said God brought them out to the desert to die with no food or water; and that they hated the manna He gave them.

Scene 2: (Middle)

The Israelites should have remembered the LORD's love shown to them by rescuing them from slavery and in taking care of them all the past 38 years, but they did not. Instead, they chose to sin against the LORD and grumble. So, the LORD sent poisonous, red-striped snakes that bit them. Many died. Others were convicted of their sins against the LORD and cried out for mercy. They asked Moses to pray to God to take the snakes away. The LORD didn't take the snakes away, but He did tell Moses to make a bronze snake and put it high on a pole for all the Israelites to see. Whoever trusted in the LORD by looking to the bronze snake would live. Some refused to trust God and did not look at the bronze snake. They died. But many did trust God. They looked to the lifted-up snake and were healed by the LORD. The people praised God for saving them from the snake bites. Moses wrote down the story in the Bible so all could remember what the LORD had done. Others named the snake on the pole "Nehushtan" and kept it. God's people could see it and remember what in His love He had done for them. Through hundreds, even thousands of years God's people looked back to the story of the lifted up snake and remembered what God, in His love did for His people.

Scene 3: (End)

But God also planned for the bronze snake to be a picture of the greatest way He would love His people: sending His own Son Jesus to be lifted up high on a cross to save them from their sins. Jesus told this to the great Jewish rabbi Nicodemus late one night. Nicodemus had heard Jesus' words and seen the mighty things He did. He knew God had sent Jesus. He came that night to find out more. Jesus told him that like Moses lifted the bronze snake high up so that all who trusted in God and looked to it would be saved from their deadly snake bites, so He would one day be lifted up to save His people and bring eternal life to all who believed in Him. He would do this because God so loved the world that He gave His only Son that whoever believed in Him would not die, but have eternal life. He was this only Son of God. Nicodemus tried to understand this, but Jesus' words were very different from anything he had heard before. But perhaps a few years later, as he looked up at Jesus' dead body lifted high up on the cross, Jesus' words began to make sense. And perhaps, as Nicodemus heard the news that Jesus rose from the dead and was seen alive by so many, that he fully believed that Jesus was God's Son given as God's greatest act of love to His people.

Bible Truth Tie-In:

The Bible Truth we are learning is: **God Showed the Depths of His Love By Giving His Son Jesus to Save His People.** In His great love, God healed the Israelites' bodies by looking at the bronze snake. But nothing was as great as God giving Jesus to be lifted up to save His people for eternal life.

The Bronze Snake on a Pole

Description

Children will make and decorate a snake out of wire-reinforced ribbon and attach it to a paper towel (or PVC pipe) "pole."

Materials

2' of red, wire-reinforced ribbon, 2-3" in diameter per child

Paper towel roll or 3' (per child) of 1½" diameter PVC pipe (found in 9' lengths inexpensively at home improvement stores)

Saw (if using PVC pipe)

Various decorating supplies: pom-poms, sequins, fabric scraps, markers, wiggly eyes, etc.

Craft glue (the strong kind made especially for crafts)

Glue gun and glue

Preparing the Craft

1. Cut the ribbon into 2' lengths, shaping the tail and head of the snake as shown in Figures #1 and #2.
2. If using PVC pipe, use saw to cut the PVC pipe into 3' lengths.
3. Set out other supplies.

Making the Craft

1. Show the sample of the craft you have made.
2. Have the children decorate their ribbon snakes with decorating supplies. TEACHER-ONLY STEPS
3. Place a dab of glue with glue gun back behind neck of snake. Attach to top of pole.
4. As soon as set, gently wind the snake around the pole, then put a dab of glue about 2" from end of tail and attach it to the pole.

NOTE: You may want to let snakes that are heavily decorated dry a bit before these last two steps so that the decorations don't fall off.

Optional TAKING IT TO OTHERS Activity: Craft Presentation

If you are presenting the craft to other children or parents the children can hold up their crafts (or your model craft) and read their Bible Truth Connection answers to explain the importance of the craft.

CASE CRAFT**Discussion Guide****Instructions:**

As the children are settled into making their craft, ask them these questions to help them understand the craft's significance. Use the answers provided to guide the children's answers.

Discussion Questions

1. Where were the people when the snakes bit them? *In the wilderness.*
2. What did the LORD tell Moses to make so that the people so that they would not have to die from the snakebites?
A bronze snake that he put on a pole.
3. Why did the LORD tell them to do, as an act of faith in Him? How could they be healed?
By looking up to the bronze snake on the pole, as the LORD told them to.
4. What is the Bible Truth that we are learning?
God Showed the Depths of His Love By Giving His Son Jesus to Save His People.
5. What does our craft have to do with our Bible Truth: God Showed the Depths of His Love By Giving His Son Jesus to Save His People?
Like the bronze snake lifted up, God gave His Son Jesus to be lifted up to save His people from their sins.
6. *What can this craft help us remember?*
Jesus was lifted up on the cross to save us. God wants us to turn from our sins and trust in Jesus.

TAKING IT TO OTHERS**Craft Presentation****Instructions:**

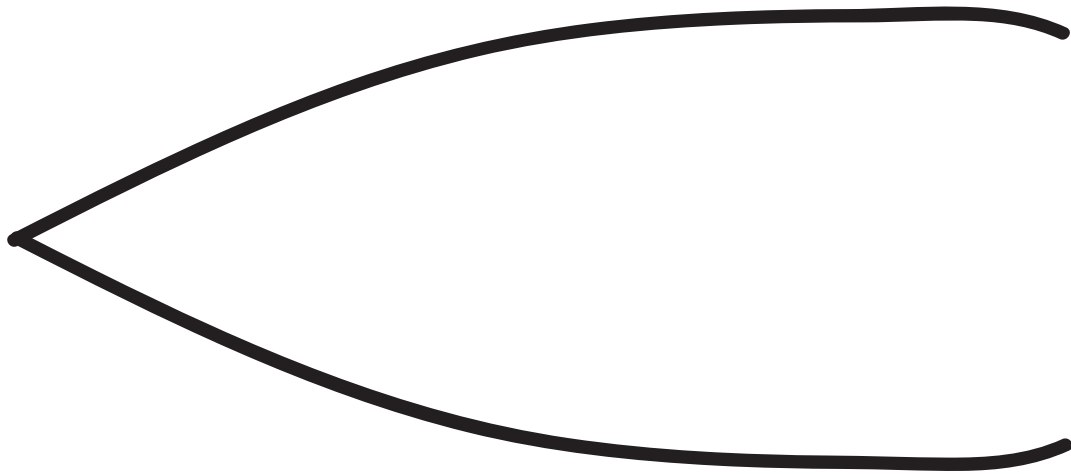
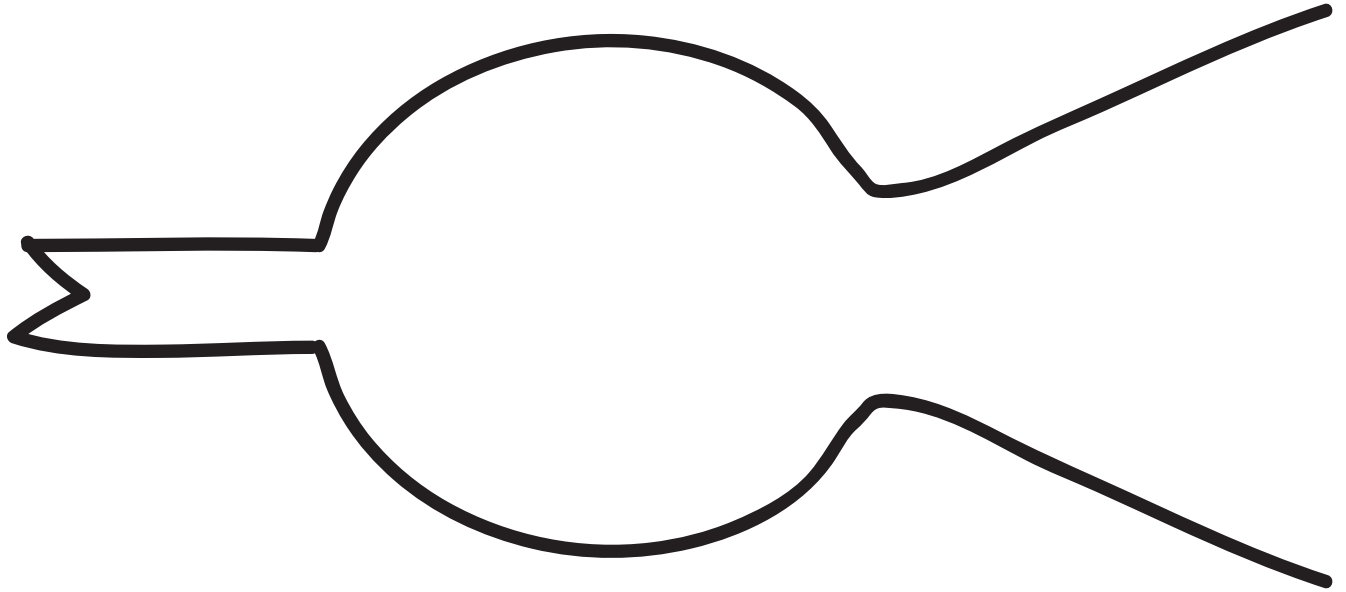
Have children hold up your model craft/their crafts. Choose five children (or you say) the five sections below to explain the craft's importance.

Presentation:

1. Our craft is: The Bronze Snake on a Pole.
2. Out in the wilderness, the LORD told Moses to make a bronze snake and put it on a pole so that the Israelites dying of snake bite might trust in the LORD, look at it and be healed.
3. Bible Truth 3 is: God Showed the Depths of His Love By Giving His Son Jesus to Save His People.
4. Like the bronze snake lifted up, God gave His Son Jesus to be lifted up to save His people from their sins.
5. Our craft can help us remember that Jesus was lifted up on the cross to save us. God wants us to turn from our sins and trust in Jesus.

Note: Even non-readers can participate in presenting the craft, if you will whisper what they are to say in their ear and let them say it aloud for the others to hear.

Snake Head and Tail Shapes



BEFORE CLASS:**1. PICK YOUR PERSON**

VIPPs can be anyone in your church! Typically, they fall into 6 categories: Church staff, Elders, Deacons/deaconesses, Special Volunteers (people who aren't paid, but spend a lot of time helping out in particular ways), Supported Workers (aka missionaries), and Church Members.

2. GATHER YOUR FACTS

Use the VIPP Information Sheet to write down the facts about your VIPP. The information on this worksheet is used in the VIPP activities, listed in the "Choose an Activity" section below.

DURING THE ACTIVITY:**1. INTRODUCE YOUR VIPP**

Introduce your VIPP to the children, using the VIPP Information Sheet. Fill in a set of VIPP Clue Cards with the information for your VIPP. If desired, you can even have the actual person come into class for the children to meet.

Need help describing what someone does for the church in a kid-friendly way? Check out the list of common VIPPs on the Praise Factory website in the PFI resources. There are lots of kid-friendly descriptions for common VIPP's, such as pastors, elders, deacons and a lot more.

2. PRAY!

Lead the children in praying for the VIPP. Ask the children if they would like to pray for one of the VIPPs prayer requests. Even non-readers can pray for the VIPP if you whisper the prayer request in their ear, then let them say it aloud. Never force a child to pray!

3. CHOOSE AN ACTIVITY

There are two activities you can use to help the children learn about the VIPP:

VIPP Clue Cards: These are nine coloring sheets in which children fill in the nine things they learn about the VIPP from the VIPP Information Sheet. Photocopy a set of each child. Use as few or as many of these Clue Cards as you desire.

VIPP Game: This is a game that uses a set of Clue Cards for one or two VIPPs.

Choose a VIPP and fill in his/her information on the VIPP Information Sheet. Fill in a set of VIPP Clue Cards with the information for your VIPP. Tell the children about the VIPP, having them fill in the VIPP Clue Cards with the key facts as they learn them. Write any words the children need to write on a white-board or other piece of paper so they can see how to spell them. Help younger children write these words on their clue cards. Ideas for how to tell the children about many common VIPPs are listed at praisefactory.org with the resources for this Bible Truth.

Optional TAKING IT TO OTHERS Activity: Introduce and Pray for the VIPP

If you are presenting the VIPP to other children or parents you can assign children to hold up the 10 clue cards and say what each card tells about the VIPP. (Or, you can have the children hold them up as you tell what each one means.) Then lead the children in praying for the VIPP.

Game: Mix and Match

Materials

Information for two VIPPs

2 Set of Clue Cards

Bag

Preparing the Game

1. Fill in one set of clue sheets for each of the VIPPs you are using.
2. Put all the Clue Cards in a bag, except for the ones with the names and pictures of the VIPPs.

Playing the Game

Reveal: Tell the children about each VIPP, showing them your filled-in clue cards as you tell about them.

Review: Put all the Clue Cards for both VIPPS in the bag. Mix up. Have children take turns pulling clues out and have the class try to remember which clue goes with which VIPP. You can make this a team game by splitting the children into two teams and giving points when their team players correctly put a clue in the right place.

VIPP INFORMATION SHEET

P.3

VIPP NAME:

WHAT VIPP LOOKS LIKE

Man or Woman? _____

Hair color? _____

Eye color? _____

FAVORITE ANIMAL

FAVORITE FOOD

FAVORITE FREE TIME ACTIVITY

WHAT VIPP DOES DURING WEEK

VIPP GROUP OF SERVICE:

Church Member

Deacon

Elder

Church Staff

Special Volunteer

Supported Worker
(Missionary)

3 WAYS VIPP SERVES CHURCH

3 WAYS TO PRAY FOR THE VIPP

BIBLE TRUTH 3, LESSON 2: PLANNER/OVERVIEW

GETTING STARTED: Welcome and Opening Songs (*introduce unit and get kids moving with these songs*)

Welcome to Praise Factory: PFI: Praise Factory Investigators Theme Song *PFI NIV Songs 8, Track 1*

Rules to Help Us Worship God and Love One Another: WoGoLOA Classroom Rules Song
PFI NIV Songs 8, Track 2

Big Question Under Investigation: Big Question 8 Songs *PFI NIV Songs 8, Tracks 3,4*

Big Question Bible Verse: 1 Chronicles 16:34 Song *PFI NIV Songs 8, Track 5*

DIGGING DEEP DOWN: Key Concept and Story (*introduce the Bible Truth and tell the related story*)

Bible Truth 3: God Showed the Depths of His Love By Giving His Son Jesus to Save His People

Bible Truth Hymn: To God Be the Glory, v.1 *PFI NIV Songs 8, Track 10*

Extra Song: God's One, Big Plan *PFI NIV Songs 8, Track 11*

Bible Verse: 1 John 4:10

Bible Verse Song: This is Love *PFI NIV Songs 8, Track 11*

Lesson 2 Story of the Saints: The Case of the Peace- Maker

TAKING ACTION: Response Activities (*choose from among these activities*)

Snack and Discussion Planner: Grubs and the Peace Child

ACTS Prayer: Prayer Sheet

Bible Truth Review: Discussion Questions and Game: Sit Ball

Bible Truth Hymn: To God Be the Glory, v.1 *PFI NIV Songs 8, Track 10*

Song, Sign Language and Song Game: Pass the Secret Sign **PFI NIV Songs 8 BOOK or ONLINE**

Bible Verse Review: 1 John 4:10 Discussion Sheet and Game: Scrambled Eggs

Bible Verse Song: This Is Love 1 John 4:10 *PFI NIV Songs 8, Track 11*

Song, Sign Language and Song Game: Mimic Me! **PFI NIV Songs 8 BOOK or ONLINE**

Story Review: Discussion Questions and Game: Four Corners

Case Replay, Jr: Drama Activity for Youngest Children (children do same story actions together)

Case Replay, Sr: Drama Activity for Most Children (children re-tell story with individual parts)

Craft: The Sawi Warriors

VIPP (Very Important Prayer Person) Prayer Time: Coloring Sheets (back of book) & Game: Picture Run

TAKING IT HOME: Take Home Sheet for Review and Family Devotions

PFI Pronto: Bible Truth 3, Lesson 2 **PFI NIV Prontos 8 BOOK or ONLINE**

The Case of the Peace-Maker

by Connie Dever

Our story is called:**The Case of the Peace-Maker.****As you listen to the story, see if you can figure out:**

1. Who was at war? How did they make peace?
2. How did Don use the tribes' peace maker to tell the people about Jesus?

This story doesn't take place in Bible times. It takes place in the 1960's in Irian Jaya, the home of the Sawi peoples.

The Sawis lived very simple lives. They wore almost no clothes. Their tools and weapons were made from sticks, stones and bones. They lived in huts of cane pole and straw built on stilts high up off the swampy jungle ground. They ate beetle grubs, sago palm tree bread, and wild pig...and sometimes they even ate their enemies! Yes, the terrible truth was that the Sawis were cannibals—people who eat people!

There were many Sawi tribes in Irian Jaya, but this story is about the Sawi of Haenam village. These Sawi were fierce warriors. Many proudly wore grass skirts—the symbol that they had killed a man in battle. They wore long necklaces of teeth from the crocodiles, wild pigs and dogs they killed. They took delight in tricking their enemies with lies. In Haenam village, no one was honored more than Mahaen, Kani, Maum, Giriman, Nair, and Warahai. These warriors were feared by the other Sawi for their many terrible, deadly tricks.

The other Sawis had another reason to honor Haenam village. They had Tuans living among them! What are Tuans? Tuans were large beings like them, but with dazzling, white skin, the Sawis said. Their hair wasn't dark and curly hair like the Sawis. It was straight or wavy, and many different colors. They covered their bodies in colorful skins. No one had ever seen a female Tuan, so maybe there were only males, some said.

Tuans seemed to be friendly. They didn't want to hurt others, but they carried powerful weapons that could kill and made a very loud noise. They had strong, shiny tools, too, that could easily cut through the trunk of a sago palm tree. They even had magical powders that when rubbed on skin could make it come clean; and others, when eaten, could heal sores and sicknesses. What were Tuans? Monsters? No, they were white-

skinned people from the United States, who had come to Irian Jaya with guns, modern tools and medicines.

One day, a Tuan man named Don came by dugout canoe to Haenam. At first everyone hid in their huts in fear; but then using the few words of Sawi he knew, he greeted the people and told them he had come to live with them as friends. He was bringing his wife and little boy to live there, too. He promised he would give them some of his wonderful shiny tools if they would help him build a house for his family. His wife would come and bring powders to heal their sicknesses. First the warriors, then the women and children came out of their huts. Fear quickly turned to excitement as they eyed the Tuan's shiny tools.

The warriors and Don built the house quickly, then Don went to get Carol and Stephen, his wife and son. "So there were Tuan females after all...and little boys, too!" the Sawis thought. "And this Tuan female had the special powders to heal sicknesses!" The people whooped and danced around them in excitement. They had Tuans and none of the other villages did!

Tuan Don and Carol were glad to heal the sick Sawi people and give them iron tools to make their lives easier, but they had come to tell them about Jesus. Day after day they learned more of the Sawi language so they could tell them this best of news.

Tuan Don knew enough Sawi to tell them. Early one morning, he climbed up the notched pole and entered the man-house (the long cane pole house where all the men held meetings). All the warriors of Haenam waited for him: even great Mahaen, Kani, Maum, Giriman, Nair, and Warahai. And there, in that room filled with weapons, grass mats, smoldering, smoky fires and cobwebs, Tuan Don began: "I have a true story about

Story-telling Tips

Ahead of time:

1. Read the Bible verses and story. Pray!
2. Create story cue cards on index cards (or highlight text).
3. Practice telling story dramatically, timing your presentation. Shorten, if necessary to fit your allotted time.
4. Decorate area with story props that help bring your story alive.

During your presentation:

1. Maintain as much eye contact as possible as you tell the story. Point to/use props at important points in the story. Include the kids in your story with a few questions about what they think will happen or words/concepts that might be new to them.
2. Watch the kids for signs that their attention span has been reached. Shorten, if necessary.

the Myao Kodon “the greatest Spirit. Myao Kodon is the great God who is everywhere, all the time,” Tuan Don told them. “He knows everything there is to know. He even knows everything you are thinking inside your head. He keeps everything going: the sun, the moon, the wind, the growing plants...even you. There would be no life without Him.”

The warriors were amazed at Tuan Don’s story. They had never heard anything like this!

Tuan Don went on: “Myao Kodon is all loving and good. He created people to obey Him and delight in His love, but they rebelled against Him. They chose to do things their own way. Hate has filled their hearts. As Myao Kodon’s enemies they deserved to die. He could have put them to death right then, but He did not. He chose to send His Son Jesus to deliver them instead.”

“Jesus came to earth,” Don told them. “He taught people about Myao Kodon and the work He gave Him to do to save people. He never did anything wrong. He would be the perfect payment for His people’s sins.”

“When the time came for Jesus to die, God allowed Judas, one of Jesus’ closest friends to play a big trick on Jesus so that wicked men could catch him and kill Him,” Don told them. “These men had Jesus nailed to a tree to suffer and die. And while He suffered and died, Jesus took the punishment for all the sins of all who would ever turn and trust in Him. He was buried in a tomb, but on the third day, Myao Kodon raised Jesus back to life! Now He would live and reign forever in heaven with Myao Kodon. He had won His victory!”

“This is the message Myao Kodon has sent us to tell you,” Don exclaimed. “You are living as enemies with God. You deserve His punishment, but if you confess your sins to God and trust in Jesus, He will forgive you and you can know and enjoy Him forever. Come! Turn away from your sins! Trust in Jesus, Myao Kodon’s Son!”

The warriors laughed and clapped when Don finished. “Good story! Judas played a great tuwi asonai--treacherous trick!--on Jesus! We like him!

Tuan Don was so disappointed! How would the Sawi ever hear the good news of Jesus? Only God knew! So Tuan Don and Carol prayed: “Lord, please show us how to tell these people the good news of Jesus.”

God answered Tuan Don and Carol’s prayers in a very

unexpected way: through a terrible Sawi war.

The women were sounded the war alarm. “Boom, boom, boom” they beat on trees with long sticks. A Haeman boy called a man named Ama, from the Sawi village of Kamur, a “lizard skin.” Ama was furious. Soon the air was filled with war cries and arrows. It was war!

The war went on for months. Many men were hurt and killed. Don and Carol cared for the injured men and prayed that God would bring an end to the war. They begged Mahaen, Kani and the other warriors to stop the war, but each time the answer was “no.”

At last Tuan Don threatened to leave Haemen if the war did not end. Mahaen did not want his village to lose the medicines, tools and honor Tuan Don gave them. “Tomorrow, Tuan Don, the war will stop. We will have “cool water” (peace) tomorrow. I promise,” Mahaen told him. “Now I must go. There is much to do.”

Tuan Don watched Mahaen go, little guessing how much it would cost him to stop the war. He would have to give his son as a tarop tim---a peace child.

The next day, the warriors from each tribe faced each other in two long lines. The women and children gathered around, too. They all watched as Mahaen took Mani, his little baby son from his wife’s arms. She wailed and fell to the ground in sobs of sadness. A man named Kaiyo from Kamur brought his little son Biakadonm, too. The villagers from Haenam laid hands on little Mani. The villagers from Kamur laid hands on little Biakadon. Then the babies were given to a chosen man of the enemy tribe.

“As long as these peace children, Mani and Biakadon live, there will be peace between our tribes,” the warriors promised. A great cry of joy went up. The war was over. Peace had come at last.

Don and Carol were amazed at what they heard: fathers who gave their own, dearly loved sons to make peace with their enemies. Didn’t that sound like what God had done by giving Jesus? God had answered their prayers at last. He had given them the key to telling the Sawis the good news of salvation.

Tuan Don gathered warriors together in the man-house again, but this time He told them of Jesus, the peace child: “Myao Kodon loved His Son more than anyone else,” Don explained. “But He gave Him up to

be the peace child for all who would ever turn from their sins and trust in Jesus as their Savior. Come! Turn away from your sins! Trust in Jesus as your peace child!"

This time the warriors understood. The Holy Spirit worked powerfully in the Sawi who lived in Haenam and many other villages. Hundreds of Sawis, including Mahaen and Kani and the two peace children from the war, Biakodon and Mani, confessed their sins to Myao Kodon and trusted in Jesus as their own peace child (Savior). Today, many Sawis now travel to other parts of Irian Jaya and even other parts of the world to share the message of the God's love for sinners in sending His Son Jesus to save them.

Cracking the Case:

It's time to answer our Case Questions.

1. Who was at war? How did they make peace? Two Sawi tribes. They made peace by giving a son from the tribe to the other tribe. As long as the son lived, the peace was kept.

2. How did Don use the tribes' peace maker to tell the people about Jesus? He told them that Jesus was God's Son, the peace child sent to make peace between sinful people and God.

Something For You and Me

Our Bible Truth is:

God Showed the Depths of His Love By Giving His Son Jesus to Save His People

Our Bible Verse is: 1 John 4:10:

"This is love: not that we loved God, but that He loved us and sent his Son as an atoning sacrifice for our sins."

What about you and me? It is easy to see how different we are from the Sawis, but do we see we are very much like them, too? Don't we have hearts that rebel against God? Don't we need Jesus to be the peace child that brings us to God? We do! Let's praise God for giving us His Son to make peace between Him and us. Let's ask Him to help us to see our sins and turn and trust in Jesus. Let's ask Him to help us bravely spread this wonderful message to others.

Close in prayer.

Closing ACTS Prayer

A God, we praise You for being the Great Lover and Savior of Your undeserving people. People who were at war with You by being sinners, but whom You have loved and wanted to make Your dearly loved people.

C God, we confess that we all are enemies with You, by nature. We all deserve Your punishment for rebelling against You and Your good ways. We need a Savior to make peace between You and us.

T God, we thank You for answering Your people's prayers to help them tell others the good news of Jesus. Thank You for sending Jesus to make peace and forgiveness of sins possible.

S God, work in our hearts that we might turn away from our sins and trust in Jesus as our Savior. Send out Your people to every part of the world, that all might hear and believe the good news of Jesus.

Special Words

Tuan: The Sawi word for white-skinned people.

Irian Jaya: A large, island country in the Pacific Ocean.

Sawi: A people group who live very simple lives in Irian Jaya.

ACTS PRAYER ACTIVITY

Use this sheet to write down your ACTS Prayer

Instructions:

Use this sheet to help the children apply the Bible Truth into a prayer. You can use the ACTS provided or even better, have the kids think of their own applications. Also have the children add their personal requests to the prayer, too. Lead the children in the prayer or let them pray sections, with your help. Never force a child to pray! Non-readers can participate by you whispering a section of the prayer into their ear and allowing them to pray it aloud for the group.

ADORATION:

God, we praise You for being willing to give up Your precious Son to save Your people.

God, we praise You for being.....

Add your own Adorations:

CONFESSION:

God, we confess that we have all rebelled and disobeyed You. We did not want to know You and Your love. We have deserved Your punishment! We need a Savior!

God, we have sinned against You....

Add your own Confessions:

THANKSGIVING:

Thank You, God for choosing to love us, even though we have treated You so terribly. Thank You for sending Jesus to save sinners like us!

God, we thank You for...

Add your own Thanksgivings:

SUPPLICATION:

God, help us to understand more of how great Your love is and help us to love You. Work in our hearts. Help us to turn from our sins and trust in Jesus as our Savior. Make us Your people, who love, obey and enjoy You, now and forever.

God, we need Your help...

Add your own Supplication:

SNEAKY SNACK

Can you figure out how this snack relates to the story?

Snack: Grubs and the Peace Child

Macaroni (and cheese) grubs and two teddy graham "peace children"

This is only a suggestion. Feel free to modify. Be mindful of allergy issues among your children!

Case Tie-in: Don and Carol Richardson went to live among the Sawi people to tell them the good news of Jesus. How very different was the simple, Sawi way of life! They even ate grubs for food! They exchanged children to stop wars among tribes. Don was able to use the peace child as a way to tell the Sawi how God sent His Son, Jesus, to make peace between Himself and sinful people.

SOUL FOOD

Food for thought during snack time

1. What does the snack have to do with the story?

Choose a few questions from the other activity discussion sheets to talk about during this snack time.

2.

3.

4.

5.

6.

7.

Directions: Read and discuss Bible Truth, using a FEW of the questions. Play game. Feel free to modify the game to fit your children.

God Showed the Depths of His Love By Giving His Son Jesus to Save His People

God is Father, Son and Holy Spirit. Three persons, but just one God. God could live forever happy, in the wonderful, perfect fellowship of love He has within Himself. He has never needed anything or anyone to be complete.

No, God didn't need anyone else to love, yet He chose to create people with a heart to know and love Him. He wanted to share Himself with these people--especially His people: all those who would ever turn and trust in Jesus as their Savior.

But even before He created the world, even before He created them, God knew that His love would be very, very costly. All people--including His people-- would rebel against Him. They would break fellowship with Him. They would deserve His punishment, not His love. Only a huge act of love on His part would rescue them. And right then, before the beginning, God chose to make it!

He chose to give His one, dear Son Jesus to take the punishment for their sins. So at just the right time, Jesus left the wonderful, perfect fellowship with God the Father and Holy Spirit in heaven and came to earth to live as a man. He lived the perfect life needed to please God. On the cross, He offered it up as the perfect sacrifice for sin. He took all the terrible punishment for the sins of God's people so they could be forgiven. Because of Jesus, they would get to know God and delight in His wonderful love.

God has shown His love for His people in many ways, but the greatest way He has shown His love is by giving Jesus to save them. We can become God's people when we turn from our sins and trust in Jesus as our Savior.

Understanding the Bible Truth

1. In whose love is God perfectly happy in? *His love for Himself: Father, Son and Holy Spirit.*
2. How do the Father, Son and Holy Spirit live together? *In the closest of fellowship, always delighting in each other; never needing anyone or anything else to be happy.*
3. Who did God chose to love with His very great love? How did He show His love? *Sinful people. He chose to save them by giving up His own Son Jesus to pay for their sins.*
4. Why didn't people deserve God to save them? *All people were created to know and love Him, yet they all chose to rebel against Him and live their own way. They deserved death, not for God to save them.*
5. What was so hard about what the Father chose to do? *He gave up the deepest, dearest closeness of fellowship with His Son. He crushed Him with full punishment for the sins of His people.*
6. What was so hard about what Jesus chose to do? *He gave up the deepest, dearest closeness of fellowship with His Father (and the Holy Spirit). He chose to live among sinful people in this sinful world as not just the Son of God but as a human. He chose to bear all the terrible suffering on the cross for God's people.*
7. Whose sins does God forgive? *All who confess their sins to God, turn away from their sinful lives and trust in Jesus as their own Savior.*
8. What will God's people get to enjoy? *Knowing God; delighting in His love now and always.*
9. What is the greatest way God has shown His love for His people? *Sending Jesus to save them from their sins when He suffered and died on the cross.*
10. How can we become God's people, dearly loved? *By turning away from our sins and trust in Jesus as our Savior.*

Bible Truth Story Connection Questions

1. How did Tuan Don tell the Sawis about the depths of God's love by giving Jesus? *Tuan Don explained to the Sawis about God's great love for sinful people by telling them that Jesus was the dearly loved Son that God gave to be the once for all time peace child who wouldn't just to live among His enemies, but to be killed as the atoning sacrifice for their sins.*
2. Why could Mahaen especially understand about God's love in giving His Son Jesus? *Because he had given up his own son, Mani, to be the peace child from his village.*

Bible Verse Connection Question

1. What does our Bible Truth have to do with our **Bible Verse: 1 John 4:10**: "This is love: not that we loved God, but that He loved us and sent his Son as an atoning sacrifice for our sins.?"

God loved His Son most of all, yet He loved His people so much that He chose to send Him to be the atoning sacrifice for sins that they needed. How deep is the love of God that He would do this for them!

Life Application Questions

1. Can we become God's dearly loved adopted children? *Yes! When we confess our sins to God; turn from them; and trust in Jesus as our own Savior.*

2. How should God's people want to live when they understand God's love for them shown through Jesus? *They should want to be thankful to God each day for what He has done for them. They should want to obey Him and please Him in everything they do. They should realize that no matter what happens to them each day, they have every reason to shout for joy to the LORD for all He has done for them... and the wonderful riches of His love forever they have to look forward to when they go to live with Him after they die.*

ACTS Questions

1. What is something we can praise God for from this Bible Truth? *Praise God for being willing to give up His precious Son to save His people.*

2. What is something we can confess to God from this Bible Truth? *Confess ways that we have rebelled and disobeyed Him, not wanting to know Him and His love. We deserve His punishment. We need a Savior!*

3. What is something we can thank God for from this Bible Truth? *Thank God for choosing to love us, even though we have treated Him so terribly.*

4. What is something we can ask God for from this Bible Truth? *We can ask God to work in our hearts that we would want to turn away from disobeying Him and trust in this wonderful Jesus as our own Savior. Ask God to help us to understand more of how great His love is and help us to love Him.*

The Gospel

1. How has God shown the depths of His love for His people? What is the gospel?

God is the good Creator and King of the world. He made people to worship Him and live by His good laws. But we are all sinners who have rebelled against Him. We all deserve death--God's just, eternal punishment for our sins. How terrible! But God has good news for us. In His great mercy, God sent His Son Jesus to earth to save sinners. Yes, Jesus, the perfect Son of God, left His home in heaven and became a man. He lived the perfect life that pleases God. (He's the only one who has ever done that!) He offered it up to God His Father as the perfect sacrifice for sins when He suffered and died on the cross. Then, on the third day, Jesus rose from the dead in victory. He had fully paid for the sins of God's people, so they wouldn't have to! Now all who turn away from their sins and trust in Jesus as their Savior will receive forgiveness of sins and eternal life with God. They will be His very own special people who will know Him and enjoy Him forever. We can be God's people, too, if we turn from our sins and trust in Jesus as our own Savior.

Game: Sit Ball

Materials

Two or Three soft baseball sized balls. Or, could use beach balls
Bible Truth Questions

Preparing the Game

1. Choose 20+ questions for your game from the Bible Truth Discussion Questions, or make up your own.
2. Write the Bible Truth questions on small thin strips of paper (or make a photocopy of the Bible Truth Discussion Questions and simply cut them into strips) and put them in the bag/bowl.

Playing the Game

Have children sit in a circle on the ground, with about 2' spacing. Give them two or three soft indoor baseballs and are to throw them from one to another, avoiding "It" who is moving around trying to catch one. When a ball is caught, the child who threw the ball chooses a question for the class to answer. If correctly answered, the player becomes the new "It". If not, then the old "It" remains in place.

Game continues as number of questions, time, and attention span allow.

Optional TAKING IT TO OTHERS Activity: Quiz Questions

Have the children choose a few of the questions from the game to ask the parents/other children during TAKING IT TO OTHERS time. Help pre-readers by whispering the question in their ear and letting them ask it aloud to the parents/other children. Make sure you read the Bible verse aloud before you ask your questions.

Directions:

1. Write words to song in large print before class.
2. Play the song for the children, helping them follow along on the song sheet.
3. Discuss the song, using a few questions from the discussion sheet. *Don't use them all!*
4. Introduce sign language for key words of your choice from sign language sheet for your song. Use as few or as many as you think the children can learn.
5. Sing and sign the song. Sign language as well as large format lyrics and sheet music are found in the PFI Unit Songbook or online.
6. If desired, play the Song Game.

Optional TAKING IT TO OTHERS Activity: Presenting and Singing the Song

1. Sing and sign the song, encouraging the watching children/parents to join in.
2. Ask the class some of the questions listed below. The Bible Truth Connection Question is particularly good to help them understand how the song ties in with the Bible Truth.

To God Be the Glory

Verse 1

To God be the glory,
great things He hath done;
So loved He the world
that He gave us His Son,
Who yielded His life
an atonement for sin,
And opened the lifegate
that all may go in.

Refrain:

Praise the Lord, praise the Lord,
Let the earth hear His voice!
Praise the Lord, praise the Lord,
Let the people rejoice!
O come to the Father, thro' Jesus the Son,
And give Him the glory,
great things He hath done.

Listen to it on PFI NIV Songs 8, Track 10

Understanding the Song

1. What great things has God done that we should glory Him? *He has sent His Son Jesus to be the Way for sinners to come to God.*
2. How did God show how much He loved the world? *He gave His very own Son to come and suffer a terrible death to pay for the sins of His people.*
3. What does "atonement" mean? *Making peace with someone after being enemies.*
4. What does it mean that Jesus yielded His life as an atonement for sin? *To yield one's life means to give it up. Jesus gave up His life to pay for the sins of His sinful people so that there would be peace between God and them.*
5. What is a lifegate? *A lifegate is a made up word that means the way to eternal life with God.*
6. Who may have eternal life? *All may go in. Anyone who turns from their sins and trusts in Jesus as the payment for their sins may be saved.*
7. Why should the people rejoice and praise the Lord? *Because Jesus has made the way to the Father.*
8. How do we come to the Father? *Through faith in Jesus the Son's payment for our sins.*

Bible Truth Connection Question

1. How does this song relate to our **Bible Truth: God Showed the Depths of His Love by Giving His Son, Jesus, to Save His People?** *We give glory to God for giving us His Son who He loved so much to be the payment for sins. Sinners could never pay for their sins. Only by Jesus giving up His life in the place of sinners could there ever be a way for them to come to the Father.*

Story Connection

1. How does this song relate to our story? *How does this song relate to today's story? When Tuan Don told the Sawis that God so loved the world that He gave His own Son to be the once and for all peace child between Him and sinners, they finally understood the good news of salvation. The Holy Spirit started to work in their hearts and many confessed their sins and accepted Jesus as the peace child, the Lifegate to eternal life with God. They praised God and gave Him the glory for this great gift.*

Bible Connection Question

1. What does this hymn have to do with our Bible Verse: **1 John 4:10**: "This is love: not that we loved God, but that He loved us and sent his Son as an atoning sacrifice for our sins.?"

All of God's people are sinners. There is no reason that God should love them because of their own goodness. But God still loved them. He chose to save them through His Son Jesus. He sent Him to be an atoning sacrifice for their sins when He died on the cross. And Jesus did it! He took all the punishment for their sins! He opened the Lifegate so all could go in. We give God the glory for doing this, because He is the one who alone could do and did do it! How great is His love for His people!

Life Application Questions

1. How can God's people be affected by the message of this song? *Every day, no matter how bad things are, they always have something even greater to thank God for. Jesus has made the Lifegate, the Way to the Father so that all who turn and trust in Him can know and enjoy Him forever in heaven.*

2. How can Jesus be our Lifegate? *When we turn away from our sins and trust in Jesus as our own Savior.*

ACTS Questions

1. What is something we can praise God for from this hymn?

Praise God for being the Provider of the Lifegate of salvation for His people.

2. What are sins we can confess to God from this hymn?

That many times we hardly even remember to thank God for all He has done through Jesus.

3. What is something we can thank God for from this hymn?

We can thank God that He did not give His people what they deserved, but instead gave them life through Jesus.

4. What is something we can ask God for from this Bible Verse?

That God would work in our hearts that we might turn from our sins and trust Jesus as our Savior. We can ask Him to help us rejoice in Him each day as we remember what He has done for His sinful people.

Gospel Question

1. Our sins shut us out from God. The way to eternal life with Him is closed to us. But God has made a Lifegate to eternal life for sinful people. What is it? How can we enter in? What is the gospel?

God is the good Creator and King of the world. He made people to worship Him and live by His good laws. But we are all sinners who've rebelled against Him. We all deserve death--God's just, eternal punishment for our sins. How terrible! But God has good news for us. In His great mercy, God sent His Son, Jesus to earth as a man to save sinners. He lived the perfect life that pleases God. (He's the only one who's ever done that!) He offered it up to God His Father as the perfect sacrifice for sins when He suffered and died on the cross. Then, on the third day, Jesus rose from the dead in victory. He had fully paid for the sins of God's people, so they wouldn't have to! Now all who turn away from their sins and trust in Jesus as their Savior will receive forgiveness of sins and eternal life with God. They will be His very own special people who will know Him and enjoy Him forever. We can be God's people, too, if we turn from our sins and trust in Jesus as our own Savior.

Song Game: Pass the Secret Sign

Materials

Sign Language signs used in song, particularly choose words with important meanings you want the children to learn, such as “grace”, “redeem”, etc.

Bag or bowl

Preparing the Game

1. Cut out signs and put in bowl.

Playing the Game

1. Practice the song and signs until the children know them well. Then put all the signs we’ve learned in this bag/ bowl and mix them up.
2. Ask one of the children to choose a sign, but not show it to anyone...but you, if they need some help.
3. Ask the child to do the sign for the rest of the children and see if the other children can guess which one it is. Do the sign with the child, if desired.
4. When the children guess the sign, ask them the meaning of the word. If no one guesses the sign, put it back in the bowl to be picked again.
5. Choose another child to pick a new sign from the bag and continue.

NOTE: You might want to sing the song after you do each word or couple of words.

Game continues as number of questions, time, and attention span allow.

choose a FEW questions for discussion, then choose the game and/or music activity

Meditation Version: 1 John 4:10

“This is love: not that we loved God, but that He loved us and sent his Son as an atoning sacrifice for our sins.”

Understanding the Bible Verse

1. What is love? *Love is caring for someone the way God does. The Bible tells us how love thinks, speaks and acts towards others in 1 Corinthians 13:4-8 “Love is patient, love is kind. It does not envy, it does not boast, it is not proud. It is not rude, it is not self-seeking, it is not easily angered, it keeps no record of wrongs. Love does not delight in evil but rejoices with the truth. It always protects, always trusts, always hopes, always perseveres. Love never fails.”*
2. Why isn’t our love for God a very good picture of what love is like? *Our love for God is spoiled by our sin. We have all rebelled against God and want to love ourselves more than God. Even after someone becomes a Christian and the Holy Spirit grows love for God in their heart, their love for God is still dirtied by sin and their own selfish desires.*
3. Who shows us what love is really like? *God and His love for His people.*
4. What is the greatest way God has shown His love for His people? *He sent His Son Jesus as an atoning sacrifice for our sins.*
5. What does atone mean? *To atone for something means to do what it takes to pay for sins done against someone else and bring peace.*
6. What is an atoning sacrifice? *Someone’s life given up to pay for sins done against someone else and brings peace between the person who sinned and the person they sinned against.*
7. Who did God give to be an atoning sacrifice for sinful people? *His Son Jesus.*
8. What did God give up when He sent Jesus to earth? *The deepest, dearest closeness of fellowship that He had always enjoyed from forever before.*
9. How can we become God’s people and Jesus be the propitiation for our sins? *By turning away from our sins and trusting in Jesus as our Savior.*

Bible Truth Connection Question

1. What does this verse have to do with the **Bible Truth: God Showed the Depths of His Love By Giving His Son Jesus to Save His People?** *God loved sinful people in many ways as He blesses and cares for all people—most especially His own people. Yet, God sending His Son to be the atoning sacrifice for the sins of all who would ever turn from their sinful way of life and trust in Jesus as their Savior, shows the depths of His love. For when He sent Jesus to be our Savior by suffering and dying, He was giving up the One He loved the most to save His people.*

Story Connection Questions

1. How does this verse relate to our story? *Tuan Don explained to the Sawis about God’s great love for sinful people by telling them that Jesus was the dearly loved Son that God gave to be the once for all time peace child who wouldn’t just to live among His enemies, but to be killed as the atoning sacrifice for their sins.*

Life Application Questions

1. Can we be God’s adopted, chosen sons? *Yes! When we confess our sins to God; turn from them; and trust in Jesus as our own Savior.*

ACTS Questions

1. What is something we can praise God for from this Bible Verse?

Praise God for being the Lover and Saver of His sinful people.

2. What are sins we can confess to God from this Bible Verse?

That we have all turned away from God. We have all chosen not to love God. We deserve God's punishment! We need a Savior!

3. What is something we can thank God for from this Bible Verse?

We can thank God for sending Jesus to be the atoning sacrifice for the sins of all who turn away from disobeying God and trust in Him as their own Savior.

4. What is something we can ask God for from this Bible Verse?

We can ask God to work in our hearts that we would want to turn away from disobeying Him and trust in this wonderful Jesus as our own Savior. We can ask Him to be the atoning sacrifice for our sins.

The Gospel

1. What is the only way for sinful people to become God's people? Why did Jesus have to die for them? What is the gospel?

God is the good Creator and King of the world. He made people to worship Him and live by His good laws. But we are all sinners who have rebelled against Him. We all deserve death--God's just, eternal punishment for our sins. How terrible! But God has good news for us. In His great mercy, God sent His Son Jesus to earth to save sinners. Yes, Jesus, the perfect Son of God, left His home in heaven and became a man. He lived the perfect life that pleases God. (He's the only one who has ever done that!) He offered it up to God His Father as the perfect sacrifice for sins when He suffered and died on the cross. Then, on the third day, Jesus rose from the dead in victory. He had fully paid for the sins of God's people, so they wouldn't have to! Now all who turn away from their sins and trust in Jesus as their Savior will receive forgiveness of sins and eternal life with God. They will be His very own special people who will know Him and enjoy Him forever. We can be God's people, too, if we turn from our sins and trust in Jesus as our own Savior.

Game: Scrambled Eggs

Materials

Bible Verse written up in large print so that all can see
Plastic Hollow Easter Eggs, 10 of one color for each team
Pen and paper
2 carpet squares or other base marker

Preparing the Game

1. Clearly print out the words to the verse on paper and cut it into 10+ sections. Number each section in sequence. Place each section in Easter eggs of the same color. Print out another copy of the verse, also numbered sequentially on another piece of paper. Repeat for each team.
2. Hide the eggs around the classroom. Place the two carpet squares down in opposite ends of the classroom.

Learning the Verse

Some or all of your children may be non- or early readers. Teach the verse in sections, having them say it after you. Repeat a few times. Add clapping or other movement as they say it.

Directions

1. If desired, lead the children in a discussion of a **FEW** of the most important questions before beginning game.
2. Explain the game to them as follows:
Have the children form two teams seated at their bases. Give each team a written out copy of the verse and place it on their base. Assign each team a particular color of Easter egg and tell them that pieces to the verse are hidden in eggs around the room. They are to find all their eggs, remove the verse section from the egg and put it in order. They can use the copy of the verse (and numbers on each section—especially helpful for pre- and early readers) to help them put it in order. The first team to find all the verse, put it in order and recite it as a group wins.

Game continues until all the eggs have been found or as time allows.

Non-competitive Option

Don't split the children into teams. Use any color Easter egg for the pieces of the verse. Hide them around the room. Have the children take turns finding an egg and bringing it back to the group. Have the child open the egg and read (or have you read) the word/s on the piece of paper. Stick them in place on the copy of the verse. If desired, have the children say the verse each time before each "hunt", reinforcing the verse.

Optional TAKING IT TO OTHERS Activity: Quiz Questions

Have the children choose a few of the questions from the game to ask the parents/other children during TAKING IT TO OTHERS time. Help pre-readers by whispering the question in their ear and letting them ask it aloud to the parents/other children. Make sure you read the Bible verse aloud before you ask your questions.

Directions:

1. Write words to song in large print before class.
2. Play the song for the children, helping them follow along on the song sheet.
3. Discuss the song, using a few questions from the discussion sheet. *Don't use them all!*
4. Introduce sign language for key words of your choice from sign language sheet for your song. Use as few or as many as you think the children can learn.
5. Sing and sign the song. Sign language as well as large format lyrics and sheet music are found in the PFI Unit Songbook or online.
6. If desired, play the Song Game.

Optional TAKING IT TO OTHERS Activity: Presenting and Singing the Song

1. Sing and sign the song, encouraging the watching children/parents to join in.
2. Ask the class some of the questions listed below. The Bible Truth Connection Question is particularly good to help them understand how the song ties in with the Bible Truth.

This Is Love

This is love,
 Not that we loved God,
 But that He, that he loved us,
 He sent his Son,
 And He sent His Son,
 An atoning sacrifice for sin.
 He sent his Son,
 And He sent His Son,
 An atoning sacrifice for sin.
 First John, Four, ten.

Listen to it on PFI NIV Songs 8, Track 12

Song Game: Mimic Me!

Materials

Sign Language
 Song

Preparing the Game

None.

Playing the Game

1. Practice the song and signs until the children know them well. Choose a person to be the leader and let them decide upon an action for everyone to do as they sing the song, such as jump on one foot, etc.
2. Sing the song while doing the chosen action.
3. Select another child to be the leader.
4. If desired, you can choose a different action for different important words in the song, such as jump on one foot when you sing the word "grace", but clap your hands when you sing the word "Jesus". Ask the children the meaning of each of the words before adding in their action.

Game continues as number of questions, time, and attention span allow.

STORY REVIEW

Directions: Read and discuss Bible Truth, using a FEW of the questions. Play game. Feel free to modify the game to fit your children.

General Story Questions

1. Why were the people of Haenam village proud of? Why? *Their warriors because they were some of the bravest and treacherous of all the Sawi villages.*
2. What did the Sawi like about the Tuans? *They had strong, iron tools and medicines.*
3. What did Tuan Don, Carol and Stephen come to do? *To tell the Sawis about salvation through Jesus.*
4. What did Don and Carol have to do before they could tell the Sawis about Jesus? *Learn their language, word by word.*
5. What did the Sawi warriors do the first time they heard the good news of Jesus? *They laughed about what a good treacherous trick Judas played on Jesus.*
6. What did God use to show Tuan Don how to help the Sawi understand about Jesus? *He used a terrible war.*
7. What did Tuan Don threaten Mahaen they would do if the war didn't stop? *Move to another Sawi village.*
8. What did Mahaen promised Tuan Don would happen the next day? *Make peace with Kamur.*
9. What did the Sawi do to make peace? *Each tribe must give up a peace child to the other tribe. Peace would be kept as long as the children lived.*
10. How is Jesus like the Sawi's peace child? *God gave Jesus to His enemies to make peace.*
11. What did Jesus have to do to be God's peace child, that wasn't like the Sawis peace child? *He had to suffer and die; He had to take on the punishment God's enemies deserved. He was the once and always peace child. There never would be another one needed. He made peace with God so His enemies could have eternal life, not just live longer on earth, etc.*
12. What happened when Tuan Don told the warriors about Jesus being God the Father's peace child? *They finally understood the good news of Jesus. The Holy Spirit became to work in their hearts. Many confessed their sins and trusted in Jesus as their own peace child/Savior.*

Bible Truth Connection Questions

1. What does this story have to do with our Bible Truth? *When Tuan Don told the Sawis about that Myao Kodon gave His own Son Jesus to be the Once and for all Peace Child with His enemies, sinful people, they understood the good news of salvation and many were saved.*

Bible Verse Connection Question

1. What does the story have to do with our **Bible Verse: 1 John 4:10**: "This is love: not that we loved God, but that He loved us and sent his Son as an atoning sacrifice for our sins.?"
Tuan Don told the Sawis that Jesus was God's peace child, given to bring peace between Himself and all who would ever turn and trust in Jesus as their Savior. He did not just go to live with His enemies, Jesus went to die for His enemies, that they would become His dearly loved people.

Life Application Questions

1. How are we like the Sawis? *We are sinners who need a Savior, just like they are. We need to confess our sins to God and trust in Jesus as our own Savior.*
2. How can we be like Tuan Don and Carol? *We can try to understand other people so that we can know how to tell them the good news of Jesus in a way they can understand. We can ask God to help us know how to tell them this good news. We can ask God to make us people who will go to far away, difficult places and tell new peoples about Jesus.*

ACTS Questions

1. What is something we can praise God for being that we learned in our story?

Praise God for being the Great Lover and Savior of His undeserving people. People who were at war with Him, but that He loved and wanted to make His dearly loved people.

2. What is something we can confess as sin that we learned in our story?

Confess that we all are enemies with God, by nature. We all deserve God's punishment. We need a Savior to make peace between us and God.

3. What is something we can thank God for that we learned in our story?

We can thank God for answering His people's prayers for Him to help them tell others the good news of Jesus.

4. What is something we can ask God for that we learned in our story?

We can ask God to work in our hearts, helping us to turn away from our sins and trust Jesus as our own Savior. We can ask Him to send out His people to every part of the world, that all might hear and believe the good news of Jesus.

The Gospel

1. What is the good news of Jesus that Tuan Don told the Sawis? What is the gospel?

God is the good Creator and King of the world. He made people to worship Him and live by His good laws. But we are all sinners who have rebelled against Him. We all deserve death--God's just, eternal punishment for our sins. How terrible! But God has good news for us. In His great mercy, God sent His Son Jesus to earth to save sinners. Yes, Jesus, the perfect Son of God, left His home in heaven and became a man. He lived the perfect life that pleases God. (He's the only one who has ever done that!) He offered it up to God His Father as the perfect sacrifice for sins when He suffered and died on the cross. Then, on the third day, Jesus rose from the dead in victory. He had fully paid for the sins of God's people, so they wouldn't have to! Now all who turn away from their sins and trust in Jesus as their Savior will receive forgiveness of sins and eternal life with God. They will be His very own special people who will know Him and enjoy Him forever. We can be God's people, too, if we turn from our sins and trust in Jesus as our own Savior.

Game: Four Corners

Materials

Red and Green Construction paper
2 rulers
4 Large pieces of paper and a Marker
Masking Tape
Four small pieces of paper
Cup or bag
Story Review Questions
Optional: Team Pennies to differentiate each team

Preparing the Game

1. Make up story review questions that answer the questions: Why? What? How? What would you do? You will want to have 20+ questions. Many of the Story Review Discussion Questions can be modified to fit one of these four questions.
2. Make a stop sign and a green light out of the red and green construction paper and tape them each to the end of a ruler.
3. Make four signs out of the paper: Why? What? How? What would you do? Tape these signs in 4 different locations, such as corners of the room.
4. Write these 4 names also on four small pieces of paper of equal size and place in the cup/bag.

Playing the Game

Divide the children into two teams. At the leader's signal, all the children will run to one of the four signs and place their hand on it or near it. When leader yells "Freeze" then the children must stay at their station. The leader then pulls one of the pieces of paper out of the cup and asks the children at that particular station a Story Review question. If they get it right, then they gain as many points as children from that team who were at that station. Play then resumes again.

Game continues as number of questions, time, and attention span allow.

Non-competitive Option

Don't split into teams. Simply ask the children at the particular station the question and let them work together to answer it.

Optional TAKING IT TO OTHERS Activity: Quiz Questions

Have the children choose a few of the questions from the game to ask the parents/other children during TAKING IT TO OTHERS time. Help pre-readers by whispering the question in their ear and letting them ask it aloud to the parents/other children.

CASE REPLAY ACTIVITIES

Use this guide to review the Case Story and act it out for others to enjoy!

CASE REPLAY, JR: YOUNGEST CHILDREN

Description: The children will act out the story together, everyone doing the same action/sound effect at the same time. This activity is most suitable for kindergarteners.

Materials

The Case RePlay, Jr. script for younger children

Preparation

1. Read through the script and write in the blanks along the side possible actions/sound effects the children could do to act it out.

Instructions

1. Tell the children that they will be re-enacting the story together as you tell it.
2. As you read the script, lead the children in actions/sound effects to do with you.
3. If desired, you can read the script and stop at certain sentences and ask them what a good action/sound effect would be to act out what you just read.
4. Repeat the re-enactment one or two times more.

CASE REPLAY, SR: OLDER CHILDREN

Description: The children act out the story as a three-scene play. You will narrate it using the Case RePlay, Sr. script and they will act it out (no spoken words, for the most part), with each child assuming a different character's role. This activity is most suitable for first grade and up. You will review the story, then practice it a few times before performing it for others.

Materials

The Case RePlay, Sr. script
White board or other large format paper
Costumes and props

Preparation

1. Prepare for the play by choosing costumes and props for each character in the story. Decorate the area with any scenery props.
2. Write the words "Beginning," "Middle," "End" on a large piece of paper/whiteboard with plenty of space under each heading. You will use this paper to help the children think about the story as a three-scene play, as it is presented in the script.

Instructions

1. Tell the children that they will get to act out the story as a three-scene play, with a beginning, middle and end section. Tell them that before they can act it out, they need to think it out. as you narrate it with your script.
2. Take the children's answers as they recount the story, helping them put key incidents in the right order.
3. If desired, when they have filled in their Beginning, Middle, End, read through your whole (real) script, so they hear exactly what you will have them act out.
4. Then tell the children that it's time to practice acting out the story.
5. Assign parts to each child. If you are using costumes, do NOT give them out at this point. They will be a distraction.
6. Have all the children sit on the floor or in chairs on one side of the "stage," then call the characters up in place as their part in the story comes.
7. As you read the script, guide the children in where you want them to move or do to act it out.
8. After going through the whole script once, give out any costumes and props and act out the script once or twice more.

Optional TAKING IT TO OTHERS Activity: Re-enacting the Story

Read the script as the children act out together (younger) or assuming different roles (older) as the other children or the parents watch.

CASE REPLAY, JR--YOUNGER KIDS (KINDERGARTEN) P.2

Welcome to our play! The name of our story is: The Case of the Peace-Maker.

Our story takes place in the 1960's in Irian Jaya.

And now we present: "The Case of the Peace-Maker."

Scene 1:

The people of Haenam were proud of having some of the fiercest warriors on all the Sawis. They were brave and very treacherous—played mean tricks to hurt or even kill others. They were especially proud of Mahaen, Kani, Maum, Giriman, Nair, and Warahai. They were also very proud because they were the only Sawi village with Tuans. Tuans were white people. The Sawis were fascinated by them. At first they weren't even sure they were humans. The Sawi lived simple lives with tools and weapons out of sticks, stones and bones. The Tuans gave them iron tools in exchange for helping them build a house. They also gave them soap and medicine. Tuan Don, Carol and this baby Stephen were happy to give the Sawis these good things, but the real reason they had come was to tell them the good news of Jesus. They had to learn the Sawi language, word by word, until they knew enough to talk to them. When they did, Tuan Don gathered the warriors in the man house to tell them about Jesus. The men did not react as Don hoped they would. They only laughed at Judas betraying Jesus. They thought it was a really treacherous trick. Tuan Don and Carol prayed that God would show them how to tell the good news of Jesus so that the Sawi really understood.

Actions:

Scene 2:

When a war broke out between the village of Haenam and the neighboring village of Kamur, God answered their prayers. The war was terrible. It went on and on. Many men were hurt and killed. Tuan Don tried to get the warriors to stop fighting, but they wouldn't. Finally he told Mahaen to tell the others that he and Carol would leave Haenam and go to another village if the war didn't stop. Mahaen didn't want Haenam to lose the Tuans to anyone else. He promised that they would make peace the next day. Mahaen and Kaiyo, a man from Kamur, the other village, each chose one of their sons as a peace child (tarop tim) for their villages. All the people of Haenam lay hands on Mahaen's son. All the people of Kamur lay their hands on the other baby. Then, they each gave their sons to a family in the enemy village. Mahaen and the other man and their families were so sad to lose their babies. They promised that there would be between the two villages as long as the children lived.

Scene 3

Tuan Don now knew how to tell the Sawi about Jesus. He gathered the warriors in the man house once more. This time he told them that Jesus was Myao Kodon's Son given as the once-for-all, peace child (tarop tim) to make peace with all His enemies (sinful people) who would confess their sins to Him, and trust in Jesus as their peace child. Now the warriors understood. The Holy Spirit began to work in their hearts. Hundreds of Sawi believed in Jesus, God's peace child. Among them were Mahaen, Kani, and the two peace children: Mani and Biakodon.

Bible Truth Tie-In:

The Bible Truth we are learning is: **God Showed the Depths of His Love By Giving His Son Jesus to Save His People.** Our story today is the story of how much God loved His Son, but gave Him up to suffer and die to save His people.

CASE REPLAY, SR--OLDER KIDS (1ST GRADE AND UP) P.3

Welcome to our play! The name of our story is called: The Case of the Peace-Maker.

Our story takes place in the 1960's in Irian Jaya.

The characters in our story are: The Warriors of Kamur and Haenam, Mahaen, Kani, Maum, Giriman, Nair, and Warahi, Tuan Don, Carol, and Stephen, Mani and Biakadon--the peace children, and Kaiyo.

And now we present: "The Case of the Peace-Maker."

Scene 1: (Beginning)

The people of Haenam were proud of having some of the fiercest warriors on all the Sawis. They were brave and very treacherous—played mean tricks to hurt or even kill others. They were especially proud of Mahaen, Kani, Maum, Giriman, Nair, and Warahi. They were also very proud because they were the only Sawi village with Tuans. Tuans were white people. The Sawis were fascinated by them. At first they weren't even sure they were humans. The Sawi lived simple lives with tools and weapons out of sticks, stones and bones. The Tuans gave them iron tools in exchange for helping them build a house. They also gave them soap and medicine. Tuan Don, Carol and this baby Stephen were happy to give the Sawis these good things, but the real reason they had come was to tell them the good news of Jesus. They had to learn the Sawi language, word by word, until they knew enough to talk to them. When they did, Tuan Don gathered the warriors in the man house to tell them about Jesus. The men did not react as Don hoped they would. They only laughed at Judas betraying Jesus. They thought it was a really treacherous trick. Tuan Don and Carol prayed that God would show them how to tell the good news of Jesus so that the Sawi really understood.

Scene 2: (Middle)

When a war broke out between the village of Haenam and the neighboring village of Kamur, God answered their prayers. The war was terrible. It went on and on. Many men were hurt and killed. Tuan Don tried to get the warriors to stop fighting, but they wouldn't. Finally he told Mahaen to tell the others that he and Carol would leave Haenam and go to another village if the war didn't stop. Mahaen didn't want Haenam to lose the Tuans to anyone else. He promised that they would make peace the next day. Mahaen and Kaiyo, a man from Kamur, the other village, each chose one of their sons as a peace child (tarop tim) for their villages. All the people of Haenam lay hands on Mahaen's son. All the people of Kamur lay their hands on the other baby. Then, they each gave their sons to a family in the enemy village. Mahaen and the other man and their families were so sad to lose their babies. They promised that there would be between the two villages as long as the children lived.

Scene 3: (End)

Tuan Don now knew how to tell the Sawi about Jesus. He gathered the warriors in the man house once more. This time he told them that Jesus was Myao Kodon's Son given as the once-for-all, peace child (tarop tim) to make peace with all His enemies (sinful people) who would confess their sins to Him, and trust in Jesus as their peace child. Now the warriors understood. The Holy Spirit began to work in their hearts. Hundreds of Sawi believed in Jesus, God's peace child. Among them were Mahaen, Kani, and the two peace children: Mani and Biakodon.

Bible Truth Tie-In:

The Bible Truth we are learning is: **God Showed the Depths of His Love By Giving His Son Jesus to Save His People.** Our story today is the story of how much God loved His Son, but gave Him up to suffer and die to save His people.

The Sawi Warriors

Description

Children will make a grass skirt from poster board and crepe paper streamers like the one the Sawi warriors wore.

Materials

White (or yellow) poster board, 1 piece per 5 belts
 4 yards of yellow crepe paper streamers per child
 Stapler(s)
 Markers
 Sticky backed Velcro, 1" per child
 Scissors

Preparing the Craft

1. Cut out waistbands 4" x 28" (length of poster board) out of poster board, one per child.
2. Fold waistbands in half down long side.
3. Place crepe paper strips so that 1 end touches fold on poster board. Staple down. Repeat until crepe paper strips cover the whole length of the poster board waistband.
4. Fold down top of waistband over the stapled crepe paper. Staple along bottom of waistband to secure.

NOTE: Children may very well be able to do steps 3-4 as part of the craft, if you want. You could have them glue the crepe paper strips in place, then fold and staple down the belt.

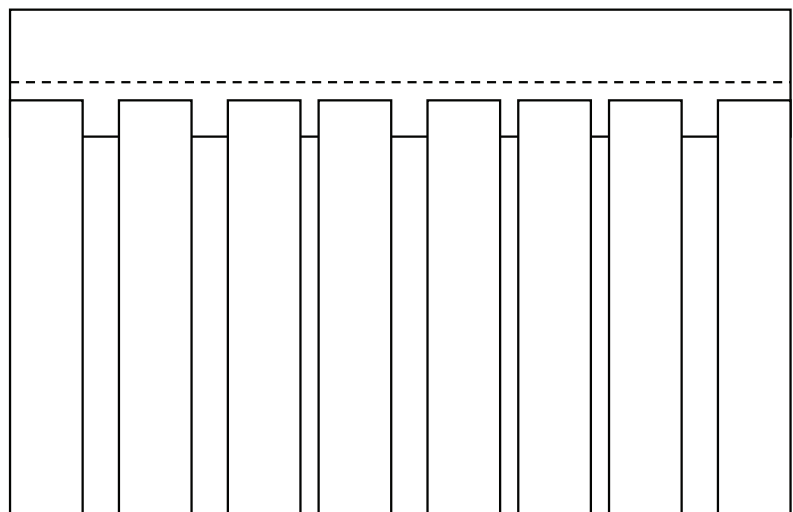
Making the Craft

1. Show the sample of the craft you have made.
2. Have the children color the waistbands with their names or any designs.
3. Attach Velcro onto each end of the waistband and fit to size.
4. You can also have the children cut the crepe paper into small widths by cutting up the middle of each piece. Youngest children might find this very difficult.

Optional **TAKING IT TO OTHERS** Activity: Craft Presentation

If you are presenting the craft to other children or parents the children can hold up their crafts (or your model craft) and read their Bible Truth Connection answers to explain the importance of the craft.

**Fold along dashed line,
 then staple down along bottom**



CASE CRAFT**Discussion Guide****Instructions:**

As the children are settled into making their craft, ask them these questions to help them understand the craft's significance. Use the answers provided to guide the children's answers.

Discussion Questions

1. Where did Tuan Don tell the story of Jesus to the warriors of Haenam village? *In their smoky, man-house.*

2. Who did he tell them Jesus was? *The peace child God sent to make peace with His enemies, sinful people.*

3. Why did Tuan Don call Jesus the peace child? What did he hope this would do?
The idea of a peace child was something that the Sawi understood already. He hoped that they could understand the gospel this way.

4. What is Bible Truth that we are learning?
God Showed the Depths of His Love By Giving His Son Jesus to Save His People.

5. What does our craft have to do with our Bible Truth: God Showed the Depths of His Love By Giving His Son Jesus to Save His People?
Many Sawi warriors trusted in Jesus when they understood how great God's love was to send His Son to be the once and only peace child between sinful people and Himself.

6. What can our craft help us remember?
Like the Sawi warriors, we are sinners who need to trust in Jesus, God's peace child so that we can have eternal life.

TAKING IT TO OTHERS**Craft Presentation****Instructions:**

Have children hold up your model craft/their crafts. Choose five children (or you say) the five sections below to explain the craft's importance.

Presentation:

1. Our craft is: The Sawi Warriors.

2. In the smoky, man-house in Haenam village, Tuan Don told the story of Jesus, the peace child, to the warriors, hoping they could understand the good news of salvation this way.

3. Our Bible Truth is: God Showed the Depths of His Love By Giving His Son Jesus to Save His People.

4. Many Sawi warriors trusted in Jesus when they understood how great God's love was to send His Son to be the once and only peace child between sinful people and Himself.

5. Our craft can help us remember that like the Sawi warriors, we are sinners who need to trust in Jesus, God's peace child so that we can have eternal life.

Note: Even non-readers can participate in presenting the craft, if you will whisper what they are to say in their ear and let them say it aloud for the others to hear.

BEFORE CLASS:**1. PICK YOUR PERSON**

VIPPs can be anyone in your church! Typically, they fall into 6 categories: Church staff, Elders, Deacons/deaconesses, Special Volunteers (people who aren't paid, but spend a lot of time helping out in particular ways), Supported Workers (a.k.a. missionaries), and Church Members.

2. GATHER YOUR FACTS

Use the VIPP Information Sheet to write down the facts about your VIPP. The information on this worksheet is used in the VIPP activities, listed in the "Choose an Activity" section below.

DURING THE ACTIVITY:**1. INTRODUCE YOUR VIPP**

Introduce your VIPP to the children, using the VIPP Information Sheet. Fill in a set of VIPP Clue Cards with the information for your VIPP. If desired, you can even have the actual person come into class for the children to meet.

Need help describing what someone does for the church in a kid-friendly way? Click on the list of common VIPPs and how to describe what they do to kids. See if your VIPP is one of these. It may save you some time.

2. PRAY!

Lead the children in praying for the VIPP. Ask the children if they would like to pray for one of the VIPPs prayer requests. Even non-readers can pray for the VIPP if you whisper the prayer request in their ear, then let them say it aloud. Never force a child to pray!

3. CHOOSE AN ACTIVITY

There are two activities you can use to help the children learn about the VIPP:

VIPP Clue Cards: These are 9 coloring sheets in which children fill in the 9 things they learn about the VIPP from the VIPP Information Sheet. Photocopy a set of each child. Use as few or as many of these Clue Cards as you desire.

VIPP Game: This is a game that uses a set of Clue Cards for one or two VIPPs.

Choose a VIPP and fill in his/her information on the VIPP Information Sheet. Fill in a set of VIPP Clue Cards with the information for your VIPP. Tell the children about the VIPP, having them fill in the VIPP Clue Cards with the key facts as they learn them. Write any words the children need to write on a white-board or other piece of paper so they can see how to spell them. Help younger children write these words on their clue cards. Ideas for how to tell the children about many common VIPPs are listed at praisefactory.org with the resources for this Bible Truth.

Optional TAKING IT TO OTHERS Activity: Introduce and Pray for the VIPP

If you are presenting the VIPP to other children or parents you can assign children to hold up the 10 clue cards and say what each card tells about the VIPP. (Or, you can have the children hold them up as you tell what each one means.) Then lead the children in praying for the VIPP.

Game: Picture Run

Materials

Information for two VIPPs

2 Sets of Clue Cards

Tape

Different color construction paper for each picture.

Preparing the Game

1. Fill in one set of clue sheets for each VIPP you are using.
2. Put all the Clue Cards in a bag, except for the ones with the names and pictures of the VIPPs.
3. Use tape to put up the pictures of each VIPP on a piece of construction paper. Tape each up in a different location/wall around the room.

Playing the Game

Reveal: Tell the children about the VIPPs, showing them your filled-in clue cards as you tell about them.

Review: Put the Clue Cards for the VIPPS put in a bag. Mix up. Have children stand together in middle of the room. Tell them that you will pull out a clue card, show it to them, and they are to run to the picture of the person who it belongs to. Give them the answer after everyone has run to their guessed person. Continue until all clues have been used up. (If you have a slick floor, you may want to avoid running. Make it fun by giving them a different way to go to each picture, such as skip or hop.)

VIPP INFORMATION SHEET

VIPP NAME:

WHAT VIPP LOOKS LIKE

Man or Woman? _____

Hair color? _____

Eye color? _____

FAVORITE ANIMAL

FAVORITE FOOD

FAVORITE FREE TIME ACTIVITY

WHAT VIPP DOES DURING WEEK

VIPP GROUP OF SERVICE:

Church Member

Deacon

Elder

Church Staff

Special Volunteer

Supported Worker
(Missionary)

3 WAYS VIPP SERVES CHURCH

**3 WAYS TO PRAY FOR
THE VIPP**

BIBLE TRUTH 3, LESSON 3: PLANNER/OVERVIEW

GETTING STARTED: Welcome and Opening Songs (*introduce unit and get kids moving with these songs*)

Welcome to Praise Factory: PFI: Praise Factory Investigators Theme Song *PFI NIV Songs 8, Track 1*

Rules to Help Us Worship God and Love One Another: WoGoLOA Classroom Rules Song
PFI NIV Songs 8, Track 2

Big Question Under Investigation: Big Question 8 Songs *PFI NIV Songs 8, Tracks 3,4*

Big Question Bible Verse: 1 Chronicles 16:34 Song *PFI NIV Songs 8, Track 5*

DIGGING DEEP DOWN: Key Concept and Story (*introduce the Bible Truth and tell the related story*)

Bible Truth 3: God Showed the Depths of His Love By Giving His Son Jesus to Save His People

Bible Truth Hymn: To God Be the Glory, v.1 *PFI NIV Songs 8, Track 10*

Extra Song: God's One, Big Plan *PFI NIV Songs 8, Track 11*

Bible Verse: 1 John 4:10

Bible Verse Song: This is Love *PFI NIV Songs 8, Track 12*

Lesson 3 New Testament: The Case of the Matchless Marvel

Proverbs 8:30; Isaiah 41:2; Matthew 3:17; 17:5; 26-28; John 1:1-18; 3:16; 17:25; Ephesians 1:1-14

TAKING ACTION: Response Activities (*choose from among these activities*)

Snack and Discussion Planner: Lovely Cookies

ACTS Prayer: Prayer Sheet

Bible Truth Review: Discussion Questions and Game: Red Light, Green Light for Storks

Bible Truth Hymn: To God Be the Glory, v.1 *PFI NIV Songs 8, Track 10*

Song, Sign Language and Song Game: Word Take Away **PFI NIV Songs 8 BOOK or ONLINE**

Bible Verse Review: 1 John 4:10 Discussion Sheet and Game: Ball Circle Toss

Bible Verse Song: This Is Love 1 John 4:10 *PFI NIV Songs 8, Track 12*

Song, Sign Language and Song Game: Big Voice, Little Voice **PFI NIV Songs 8 BOOK or ONLINE**

Story Review: Discussion Questions and Game: Tell the Truth Basketball

Case Replay, Jr: Drama Activity for Youngest Children (children do same story actions together)

Case Replay, Sr: Drama Activity for Most Children (children re-tell story with individual parts)

Craft: When Jesus Died on the Cross

VIPP (Very Important Prayer Person) Prayer Time: Coloring Sheets (back of book) & Game: Crabbin' Around

TAKING IT HOME: Take Home Sheet for Review and Family Devotions

PFI Pronto: Bible Truth 3, Lesson 3 **PFI NIV Prontos 8 BOOK or ONLINE**

The Case of the Matchless Marvel by Connie Dever*Proverbs 8:30; Isaiah 41:2; Matthew 3:17; 17:5; 26-28; John 1:1-18; 3:16; 17:25; Ephesians 1:1-14***Our story is: The Case of the Matchless Marvel.****As you listen to the story, see if you can figure out:**

1. Who was matchless in His love?
2. What did He do that was such a marvel (so amazing that we can hardly believe it)??

This story takes place in New Testament times, when Jesus came to earth to live. It is a story like none other. It is about a love so deep, so high, and so wide that it can't be measured. A love so beautiful and perfect that no one could ever repeat it. An absolutely matchless love. Who is this love story about? It is about God the Father's love for His Son, Jesus.

From forever past--long before this world was created--God the Father loved His Son with this beautiful, perfect love. The Son was the Father's Chosen One and His Spirit delighted in Him daily. The Son rejoiced before His Father always. The Father's love for His Son was matchless--greater by far than His love for anything or anyone else. It was more than we can ever imagine. He held the Son in His bosom--the deepest, dearest part of His heart--where they could share in complete closeness. They were one; and every moment was filled with Perfect Wonderfulness.

What would you do if you loved someone with this kind of matchless love? What would you do if you enjoyed such Perfect Wonderfulness with them? You wouldn't give them up for anything, would you?

But do you know what God the Father did with His beloved Son? He gave Him up. And He didn't just give Him up to friends. He gave Him up to His enemies. And what is even more surprising, He gave Him up to His enemies to suffer all of God the Father's terrible wrath for their sins, so they could be forgiven and become His own sons and daughters!

Why would God the Father do such a thing? Did someone make Him do this? Nope. He chose to do it freely—it was His own good pleasure and will. And it wasn't just God the Father who chose to do this. God the Son loved His Father with the same, matchless love. He rejoiced to fulfill His Father's plan, even though He would have to suffer so much.

But do you see what all this means? This love story isn't just about God the Father's love for His Son. It is also about God's marvelous love for His people. Oh, how much He chose to endure and suffer to save them! So at just the right time, God gave His Son out of His bosom—the deepest, dearest part of His heart--and He began to form as a tiny human baby inside of Mary. Jesus was still completely the Son of God, but now also He was completely human, too.

So, on just the right night, Jesus was born near Bethlehem and placed in a manger of straw. Angels announced God's wonderful plan of salvation. People rejoiced at the good news of salvation. But it was not all easy and happy, this plan of salvation. Even the night Jesus was born, it was Mary's little human arms that held Jesus close to her heart. God the Father had given Jesus out of His bosom to save His people, choosing less closeness for their sake.

When Jesus grew up, it was time to tell everyone about God's Kingdom. Before He began, He went to John the Baptist to be baptized at the Jordan River. Down in the water He went, then back up again. As He came up, heaven opened and the Holy Spirit came down on Jesus like a dove. The Father watched everything His Son was doing. His heart was filled with love and perfect satisfaction for Him. He spoke from heaven saying, "This is My Son, whom I love. With Him I am well pleased!"

Some people agreed. They heard Jesus' words. They saw the amazing things Jesus did. They believed that He was God's Son, the Messiah, come to save them. They followed Him and learned from Him.

But many more rejected Jesus. "God has no Son. God is only God the Father," they said to Him. "You are a liar.

Story-telling Tips

Ahead of time:

1. Read the Bible verses and story. Pray!
2. Create story cue cards on index cards (or highlight text).
3. Practice telling story dramatically, timing your presentation. Shorten, if necessary to fit your allotted time.
4. Decorate area with story props that help bring your story alive.

During your presentation:

1. Maintain as much eye contact as possible as you tell the story. Point to/use props at important points in the story. Include the kids in your story with a few questions about what they think will happen or words/concepts that might be new to them.
2. Watch the kids for signs that their attention span has been reached.

If you are anyone's son, you are Satan's son. He's the one giving you power to do the amazing things you do." They plotted to capture Him and have Him put to death on a cross.

None of this surprised God the Father or Jesus, the Son of God. God knew this was what these people would do. God had woven it all into His good and wise plan. He would use even these wicked deeds to glorify Himself and to bring salvation to His sinful people. It was wonderful what God would do, but it was not easy or all happy. God the Father, Son and Holy Spirit knew how much Jesus would suffer!

The closer the day when Jesus would die came, the harder it was for Him to keep going! The night before He was to die on the cross, Jesus fell face down to the ground and prayed: "My Father, if it is possible, may this cup—this terrible time of suffering and death—be taken from Me. Yet not as I will, but as You will."

Can you imagine how the Father felt? This was not just anyone suffering! This was His Son whom He had delighted in and had loved from forever past. The Father certainly had the power to rescue Jesus and remove Him from the suffering that lay before Him. Thousands of angels stood ready to come to His rescue. He could have taken Him out of the world right then and there and brought Him back into the deepest, dearest closeness of His bosom. Jesus could have chosen not to suffer, but both kept to the plan. Only this terrible path of suffering and death would save God's people. So as hard as it was, the Father and the Son were pleased to complete this glorious, wise plan; this gift of indescribable love for His people.

Judas, one of Jesus' close disciples, led soldiers to the Garden of Gethsemane where Jesus was praying, greeting Him with a brotherly kiss. The soldiers seized Jesus; and all His friends ran away, leaving Him to His enemies and death.

All the rest of the night, the Jews and Romans questioned Jesus, insulted Him and hurt Him. In the morning, they gathered a crowd where the Roman leader, Pilate was making a final decision about Jesus. "What shall I do with Jesus, called the Messiah?" Pilate asked.

"Crucify him! Crucify him!" they shouted angrily.

Pilate agreed. Soldiers took Jesus away. They put a scarlet robe on Him and pressed a crown of long, twisted thorns down on his head. They put a staff in his right hand and knelt in front of Him and mocked Him. "Hail, king of the Jews!" they said. They spit on Him and took the staff and struck him with it. They took away the robe, then led him away and crucified Him.

Jesus suffered terribly! Crowds shook their heads at Him and insulted Him: "Come down from the cross, if You are the Son of God!" some said.

The worst Jesus had to suffer now came. And from whom? From God the Father, Himself-- the very One who loved Jesus with a matchless love. Just as planned, God the Father poured out His terrible wrath upon His Son. On Him, He laid all of the punishment for the sins of His people—all who would ever turn from their sins and trust in Jesus as their Savior.

As the weight of the Father's wrath crushed His dear Son, Jesus felt completely separated from His Father. "My God, My God, why have You forsaken me!" He cried out in anguish. Oh, what pain! Oh, what separation! Yes, for Jesus, but also for God the Father. This was His Son who He was separating from Himself with His wrath for His people's sins! His Son who had dwelt in His bosom—the deepest, dearest part of His love—from forever past! How great His grief must have been to treat His Son this way! Yet He loved His sinful people so much that He was even willing to do this.

At last it was over. Jesus had taken all God's punishment for His people's sins. "It is finished," Jesus cried out. "Into Your hands I commit My spirit," He told His Father as He died. Friends came and took His body. They laid it in a tomb and rolled a stone in front of it.

This seemed to be the end of the Son of God, but of course it was not. The wise and glorious plan had worked! Jesus had beaten death! It couldn't keep Him in the grave! On the third day, God the Father raised Him to life again. How His disciples rejoiced!

But there was even greater joy in heaven. For after forty days, Jesus rose to heaven to be with His Father. Once more the Father drew Jesus in His bosom—into the deepest, dearest part of His heart. Once more God the Father, Son and Holy Spirit delighted in the fullness of Perfect Wonderfulness as before.

But there was even more. For God had so loved the world that He had given His only Son that whoever believed in Him would not perish, but have eternal life. Now in Jesus, God the Father drew all of His people into His bosom—into the deepest, dearest part of His heart. All the days of their lives they would know His love in their hearts. And one day, they would go to live with Him forever, being filled up completely with enjoy Him, the wonderful, glorious, infinite God forever more.

Cracking the Case:

It's time to answer our Case Questions.

1. Who was matchless in His love? God was matchless in His love for His Son, Jesus. But also in His love for sinners, like you and me.

2. What did He do that was such a marvel (so amazing that we can hardly believe it)? He gave His Son, whom He loved so much, to suffer and die for sinners like you and me, that all who might turn away from their sins and trust in Jesus as their Savior, would be forgiven their sins and be saved. He would adopt them into His family and treat them with the same love as He does His dear, Son, Jesus.

Something For You and Me

Our Bible Truth is:

God Showed the Depths of His Love By Giving His Son Jesus to Save His People

Our Bible Verse is: 1 John 4:10

“In this is love, not that we have loved God but that he loved us and sent his Son to be the propitiation for our sins.”

How great is the love of God the Father for His Son Jesus! How great is His love for His people, that He would endure such suffering for them! What should you and I think about this? What should we do? We should be amazed that God would love any of us like this! We should praise God for freely giving His Son to save sinful people like us. We should ask Him to forgive our sins and ask Him to be our own Savior. We should ask Him to help us never forget how deep His love is and to show us how we can live our lives to please Him as the only “thank you” we have for all that He has done for His sinful people.

Close in prayer.

Closing ACTS Prayer

A God, we praise You for being the Great Lover and Savior of Your undeserving people. People You wanted to make Your dearly loved people so much that You chose to send Jesus, Your dear Son to die to save them.

C God, we confess that we all choose not to love You. None of us deserve to be Your people. None of us can be saved by our own goodness. We deserve Your punishment. We need a Savior!

T God, we thank You for loving Your people so much that You would send Jesus to suffer more than anyone could ever suffer to save sinful people like us!

S God, work in our hearts! Help us to turn from our sins and trust in Jesus as our Savior. Fill our hearts with love for You.

ACTS PRAYER ACTIVITY

Use this sheet to write down your ACTS Prayer

Instructions:

Use this sheet to help the children apply the Bible Truth into a prayer. You can use the ACTS provided or even better, have the kids think of their own applications. Also have the children add their personal requests to the prayer, too. Lead the children in the prayer or let them pray sections, with your help. Never force a child to pray! Non-readers can participate by you whispering a section of the prayer into their ear and allowing them to pray it aloud for the group.

ADORATION:

God, we praise You for being willing to give up Your precious Son to save Your people.

God, we praise You for being.....

Add your own Adorations:

CONFESSION:

God, we confess that we have all rebelled and disobeyed You. We did not want to know You and Your love. We have deserved Your punishment! We need a Savior!

God, we have sinned against You....

Add your own Confessions:

THANKSGIVING:

Thank You, God for choosing to love us, even though we have treated You so terribly. Thank You for sending Jesus to save sinners like us!

God, we thank You for...

Add your own Thanksgivings:

SUPPLICATION:

God, help us to understand more of how great Your love is and help us to love You. Work in our hearts. Help us to turn from our sins and trust in Jesus as our Savior. Make us Your people, who love, obey and enjoy You, now and forever.

God, we need Your help...

Add your own Supplication:

SNEAKY SNACK

Can you figure out how this snack ties in with our case?

Snack: Lovely Cookies

Mini heart-shaped pizza made from pizza dough (cans in refrigerator section or grocery) and topped with cheese, pepperoni, etc. OR heart-shaped sugar cookie (rolls in refrigerator section).

NOTE: If choose the sugar cookies, serve with milk to counteract the sugar.

This is only a suggestion. Feel free to modify. Be mindful of allergy issues among your children!

Case Tie-in: God the Father loved His sinful people so much that He was even willing to give up His dear Son, Jesus, for them. So in love, Jesus left the Perfect Wonderfulness of fellowship with His Father in heaven and become human. He lived a perfect life and offered it up on the cross as the perfect payment for the sins of God's people. Oh how terribly He suffered as His Father put upon Him the punishment God's people deserved! Jesus died on the cross, but on the third day He rose from the grave in victory! Now He lives in heaven again in the wonderful fellowship of God the Father and Holy Spirit. But now, all of God's people will get to enjoy that wonderful fellowship, too!

SOUL FOOD

Food for thought during snack time

1. What does the snack have to do with the story?

Choose a few questions from the other activity discussion sheets to talk about during this snack time.

2.

3.

4.

5.

6.

7.

Directions: Read and discuss Bible Truth, using a FEW of the questions. Play game. Feel free to modify the game to fit your children.

God Showed the Depths of His Love By Giving His Son Jesus to Save His People

God is Father, Son and Holy Spirit. Three persons, but just one God. God could live forever happy, in the wonderful, perfect fellowship of love He has within Himself. He has never needed anything or anyone to be complete.

No, God didn't need anyone else to love, yet He chose to create people with a heart to know and love Him. He wanted to share Himself with these people--especially His people: all those who would ever turn and trust in Jesus as their Savior.

But even before He created the world, even before He created them, God knew that His love would be very, very costly. All people--including His people-- would rebel against Him. They would break fellowship with Him. They would deserve His punishment, not His love. Only a huge act of love on His part would rescue them. And right then, before the beginning, God chose to make it!

He chose to give His one, dear Son Jesus to take the punishment for their sins. So at just the right time, Jesus left the wonderful, perfect fellowship with God the Father and Holy Spirit in heaven and came to earth to live as a man. He lived the perfect life needed to please God. On the cross, He offered it up as the perfect sacrifice for sin. He took all the terrible punishment for the sins of God's people so they could be forgiven. Because of Jesus, they would get to know God and delight in His wonderful love.

God has shown His love for His people in many ways, but the greatest way He has shown His love is by giving Jesus to save them. We can become God's people when we turn from our sins and trust in Jesus as our Savior.

Understanding the Bible Truth

1. In whose love is God perfectly happy in? *His love for Himself: Father, Son and Holy Spirit.*
2. How do the Father, Son and Holy Spirit live together? *In the closest of fellowship, always delighting in each other; never needing anyone or anything else to be happy.*
3. Who did God chose to love with His very great love? How did He show His love? *Sinful people. He chose to save them by giving up His own Son Jesus to pay for their sins.*
4. Why didn't people deserve God to save them? *All people were created to know and love Him, yet they all chose to rebel against Him and live their own way. They deserved death, not for God to save them.*
5. What was so hard about what the Father chose to do? *He gave up the deepest, dearest closeness of fellowship with His Son. He crushed Him with full punishment for the sins of His people.*
6. What was so hard about what Jesus chose to do? *He gave up the deepest, dearest closeness of fellowship with His Father (and the Holy Spirit). He chose to live among sinful people in this sinful world as not just the Son of God but as a human. He chose to bear all the terrible suffering on the cross for God's people.*
7. Whose sins does God forgive? *All who confess their sins to God, turn away from their sinful lives and trust in Jesus as their own Savior.*
8. What will God's people get to enjoy? *Knowing God; delighting in His love now and always.*
9. What is the greatest way God has shown His love for His people? *Sending Jesus to save them from their sins when He suffered and died on the cross.*
10. How can we become God's people, dearly loved? *By turning away from our sins and trust in Jesus as our Savior.*

Bible Truth Story Connection Questions

1. Why did God chose to give up Jesus to save His people? *Nobody made Him do it. It was His own good pleasure and will to do it. He freely chose to.*
2. What kind of fellowship with God will God's people get to enjoy when they go to live with Him forever? *Through Jesus, they will get to enjoy all of the deepest, dearest close fellowship with God that they can possibly know (as finite humans).*

Bible Verse Connection Question

1. What does our Bible Truth have to do with our **Bible Verse: 1 John 4:10**: "This is love: not that we loved God, but that He loved us and sent his Son as an atoning sacrifice for our sins.?"

God loved His Son most of all, yet He loved His people so much that He chose to send Him to be the atoning sacrifice for sins that they needed. How deep is the love of God that He would do this for them!

Life Application Questions

1. Can we become God's dearly loved adopted children? *Yes! When we confess our sins to God; turn from them; and trust in Jesus as our own Savior.*

2. How should God's people want to live when they understand God's love for them shown through Jesus? *They should want to be thankful to God each day for what He has done for them. They should want to obey Him and please Him in everything they do. They should realize that no matter what happens to them each day, they have every reason to shout for joy to the LORD for all He has done for them... and the wonderful riches of His love forever they have to look forward to when they go to live with Him after they die.*

ACTS Questions

1. What is something we can praise God for from this Bible Truth? *Praise God for being willing to give up His precious Son to save His people.*

2. What is something we can confess to God from this Bible Truth? *Confess ways that we have rebelled and disobeyed Him, not wanting to know Him and His love. We deserve His punishment. We need a Savior!*

3. What is something we can thank God for from this Bible Truth? *Thank God for choosing to love us, even though we have treated Him so terribly.*

4. What is something we can ask God for from this Bible Truth? *We can ask God to work in our hearts that we would want to turn away from disobeying Him and trust in this wonderful Jesus as our own Savior. Ask God to help us to understand more of how great His love is and help us to love Him.*

The Gospel

1. How has God shown the depths of His love for His people? What is the gospel?

God is the good Creator and King of the world. He made people to worship Him and live by His good laws. But we are all sinners who have rebelled against Him. We all deserve death--God's just, eternal punishment for our sins. How terrible! But God has good news for us. In His great mercy, God sent His Son Jesus to earth to save sinners. Yes, Jesus, the perfect Son of God, left His home in heaven and became a man. He lived the perfect life that pleases God. (He's the only one who has ever done that!) He offered it up to God His Father as the perfect sacrifice for sins when He suffered and died on the cross. Then, on the third day, Jesus rose from the dead in victory. He had fully paid for the sins of God's people, so they wouldn't have to! Now all who turn away from their sins and trust in Jesus as their Savior will receive forgiveness of sins and eternal life with God. They will be His very own special people who will know Him and enjoy Him forever. We can be God's people, too, if we turn from our sins and trust in Jesus as our own Savior.

Game: Red Light, Green Light for Storks

Materials

Tape

Bible Truth Questions

Preparing the Game

1. Choose 20+ questions for your game from the Bible Truth Discussion Questions, or make up your own.
2. Write the Bible Truth questions on small thin strips of paper (or make a photocopy of the Bible Truth Discussion Questions and simply cut them into strips) and put them in the bag/bowl.
3. Tape a starting line and finish line at each end of the room.

Playing the Game

Have all the children stand facing you on the starting line. Tell them that you are the traffic light controller for storks. When you say "Green light" they can move forward with your back towards them. But when you say "Red light" they must freeze in stork position, balancing on one leg. You will turn around quickly and try to catch anyone moving or off balance. These children will choose a question to ask the class. If the class gets it right, then the children can join the game back at Start. If they do not, then the children have to wait it out until another round when a correct answer is given. Whoever makes it to the finish line first becomes the new traffic light controller for storks.

Game continues as number of questions, time, and attention span allow.

Optional TAKING IT TO OTHERS Activity: Quiz Questions

Have the children choose a few of the questions from the game to ask the parents/other children during TAKING IT TO OTHERS time. Help pre-readers by whispering the question in their ear and letting them ask it aloud to the parents/other children. Make sure you read the Bible verse aloud before you ask your questions.

Directions:

1. Write words to song in large print before class.
2. Play the song for the children, helping them follow along on the song sheet.
3. Discuss the song, using a few questions from the discussion sheet. *Don't use them all!*
4. Introduce sign language for key words of your choice from sign language sheet for your song. Use as few or as many as you think the children can learn.
5. Sing and sign the song. Sign language as well as large format lyrics and sheet music are found in the PFI Unit Songbook or online.
6. If desired, play the Song Game.

Optional TAKING IT TO OTHERS Activity: Presenting and Singing the Song

1. Sing and sign the song, encouraging the watching children/parents to join in.
2. Ask the class some of the questions listed below. The Bible Truth Connection Question is particularly good to help them understand how the song ties in with the Bible Truth.

To God Be the Glory

Verse 1

To God be the glory,
great things He hath done;
So loved He the world
that He gave us His Son,
Who yielded His life
an atonement for sin,
And opened the lifegate
that all may go in.

Refrain:

Praise the Lord, praise the Lord,
Let the earth hear His voice!
Praise the Lord, praise the Lord,
Let the people rejoice!
O come to the Father, thro' Jesus the Son,
And give Him the glory,
great things He hath done.

Listen to it on PFI NIV Songs 8, Track 10

Understanding the Song

1. What great things has God done that we should glory Him? *He has sent His Son Jesus to be the Way for sinners to come to God.*
2. How did God show how much He loved the world? *He gave His very own Son to come and suffer a terrible death to pay for the sins of His people.*
3. What does "atonement" mean? *Making peace with someone after being enemies.*
4. What does it mean that Jesus yielded His life as an atonement for sin? *To yield one's life means to give it up. Jesus gave up His life to pay for the sins of His sinful people so that there would be peace between God and them.*
5. What is a lifegate? *A lifegate is a made up word that means the way to eternal life with God.*
6. Who may have eternal life? *All may go in. Anyone who turns from their sins and trusts in Jesus as the payment for their sins may be saved.*
7. Why should the people rejoice and praise the Lord? *Because Jesus has made the way to the Father.*
8. How do we come to the Father? *Through faith in Jesus the Son's payment for our sins.*

Bible Truth Connection Question

1. How does this song relate to our **Bible Truth: God Showed the Depths of His Love by Giving His Son, Jesus, to Save His People?** *We give glory to God for giving us His Son who He loved so much to be the payment for sins. Sinners could never pay for their sins. Only by Jesus giving up His life in the place of sinners could there ever be a way for them to come to the Father.*

Story Connection

1. How does this song relate to today's story? *God the Father loved His Son more than anything else, yet He loved the world so much that He freely chose to give Him up to save all who would ever turn from their sins and trust in Jesus as their Savior. To God be all the glory for our salvation! Only Jesus could be the atonement for our sins! Only He could open up the lifegate for all who put their trust in Him to come in and enjoy eternal life with God.*

Bible Connection Question

1. What does this hymn have to do with our Bible Verse: **1 John 4:10**: "This is love: not that we loved God, but that He loved us and sent his Son as an atoning sacrifice for our sins.?"

All of God's people are sinners. There is no reason that God should love them because of their own goodness. But God still loved them. He chose to save them through His Son Jesus. He sent Him to be an atoning sacrifice for their sins when He died on the cross. And Jesus did it! He took all the punishment for their sins! He opened the Lifegate so all could go in. We give God the glory for doing this, because He is the one who alone could do and did do it! How great is His love for His people!

Life Application Questions

1. How can God's people be affected by the message of this song? *Every day, no matter how bad things are, they always have something even greater to thank God for. Jesus has made the Lifegate, the Way to the Father so that all who turn and trust in Him can know and enjoy Him forever in heaven.*

2. How can Jesus be our Lifegate? *When we turn away from our sins and trust in Jesus as our own Savior.*

ACTS Questions

1. What is something we can praise God for from this hymn?

Praise God for being the Provider of the Lifegate of salvation for His people.

2. What are sins we can confess to God from this hymn?

That many times we hardly even remember to thank God for all He has done through Jesus.

3. What is something we can thank God for from this hymn?

We can thank God that He did not give His people what they deserved, but instead gave them life through Jesus.

4. What is something we can ask God for from this Bible Verse?

That God would work in our hearts that we might turn from our sins and trust Jesus as our Savior. We can ask Him to help us rejoice in Him each day as we remember what He has done for His sinful people.

Gospel Question

1. Our sins shut us out from God. The way to eternal life with Him is closed to us. But God has made a Lifegate to eternal life for sinful people. What is it? How can we enter in? What is the gospel?

God is the good Creator and King of the world. He made people to worship Him and live by His good laws. But we are all sinners who've rebelled against Him. We all deserve death--God's just, eternal punishment for our sins. How terrible! But God has good news for us. In His great mercy, God sent His Son, Jesus to earth as a man to save sinners. He lived the perfect life that pleases God. (He's the only one who's ever done that!) He offered it up to God His Father as the perfect sacrifice for sins when He suffered and died on the cross. Then, on the third day, Jesus rose from the dead in victory. He had fully paid for the sins of God's people, so they wouldn't have to! Now all who turn away from their sins and trust in Jesus as their Savior will receive forgiveness of sins and eternal life with God. They will be His very own special people who will know Him and enjoy Him forever. We can be God's people, too, if we turn from our sins and trust in Jesus as our own Savior.

Song Game: Word Take Away

Materials

Sign Language Signs and Song

White board and marker

Eraser

Preparing the Game

1. Write the words to the song on a white board.

Playing the Game

1. After children have learned the song and signs well, then tell the children that you are going to leave out words from the song (that you've learned signs for) and just do the sign in its place.
2. Have the children help you choose a word to take out. Erase the word from the board. Review the sign the for erased word.
3. Sing the song, trying to remember to NOT sing the word and do only the sign.
4. Continue to take out words until all of the words (with signs) have been taken out.

Game continues as number of questions, time, and attention span allow.

choose a FEW questions for discussion, then choose the game and/or music activity

Meditation Version: 1 John 4:10

"This is love: not that we loved God, but that He loved us and sent his Son as an atoning sacrifice for our sins."

Understanding the Bible Verse

1. What is love? *Love is caring for someone the way God does. The Bible tells us how love thinks, speaks and acts towards others in 1 Corinthians 13:4-8 "Love is patient, love is kind. It does not envy, it does not boast, it is not proud. It is not rude, it is not self-seeking, it is not easily angered, it keeps no record of wrongs. Love does not delight in evil but rejoices with the truth. It always protects, always trusts, always hopes, always perseveres. Love never fails."*
2. Why isn't our love for God a very good picture of what love is like? *Our love for God is spoiled by our sin. We have all rebelled against God and want to love ourselves more than God. Even after someone becomes a Christian and the Holy Spirit grows love for God in their heart, their love for God is still dirtied by sin and their own selfish desires.*
3. Who shows us what love is really like? *God and His love for His people.*
4. What is the greatest way God has shown His love for His people? *He sent His Son Jesus as an atoning sacrifice for our sins.*
5. What does atone mean? *To atone for something means to do what it takes to pay for sins done against someone else and bring peace.*
6. What is an atoning sacrifice? *Someone's life given up to pay for sins done against someone else and brings peace between the person who sinned and the person they sinned against.*
7. Who did God give to be an atoning sacrifice for sinful people? *His Son Jesus.*
8. What did God give up when He sent Jesus to earth? *The deepest, dearest closeness of fellowship that He had always enjoyed from forever before.*
9. How can we become God's people and Jesus be the propitiation for our sins? *By turning away from our sins and trusting in Jesus as our Savior.*

Bible Truth Connection Question

1. What does this verse have to do with the **Bible Truth: God Showed the Depths of His Love By Giving His Son Jesus to Save His People?** *God loved sinful people in many ways as He blesses and cares for all people—most especially His own people. Yet, God sending His Son to be the atoning sacrifice for the sins of all who would ever turn from their sinful way of life and trust in Jesus as their Savior, shows the depths of His love. For when He sent Jesus to be our Savior by suffering and dying, He was giving up the One He loved the most to save His people.*

Story Connection Questions

1. How does this verse relate to our story? *There is no greater love than the love between God the Father, Son and Holy Spirit. The Father loved His Son this much, yet He chose to give Him up to be the atoning sacrifice that would make peace between Him and His sinful people. God chose to suffer so much because He loved His people so much.*

Life Application Questions

1. Can we be God's adopted, chosen sons? *Yes! When we confess our sins to God; turn from them; and trust in Jesus as our own Savior.*

ACTS Questions

1. What is something we can praise God for from this Bible Verse?

Praise God for being the Lover and Saver of His sinful people.

2. What are sins we can confess to God from this Bible Verse?

That we have all turned away from God. We have all chosen not to love God. We deserve God's punishment! We need a Savior!

3. What is something we can thank God for from this Bible Verse?

We can thank God for sending Jesus to be the atoning sacrifice for the sins of all who turn away from disobeying God and trust in Him as their own Savior.

4. What is something we can ask God for from this Bible Verse?

We can ask God to work in our hearts that we would want to turn away from disobeying Him and trust in this wonderful Jesus as our own Savior. We can ask Him to be the atoning sacrifice for our sins.

The Gospel

1. What is the only way for sinful people to become God's people? Why did Jesus have to die for them? What is the gospel?

God is the good Creator and King of the world. He made people to worship Him and live by His good laws. But we are all sinners who have rebelled against Him. We all deserve death--God's just, eternal punishment for our sins. How terrible! But God has good news for us. In His great mercy, God sent His Son Jesus to earth to save sinners. Yes, Jesus, the perfect Son of God, left His home in heaven and became a man. He lived the perfect life that pleases God. (He's the only one who has ever done that!) He offered it up to God His Father as the perfect sacrifice for sins when He suffered and died on the cross. Then, on the third day, Jesus rose from the dead in victory. He had fully paid for the sins of God's people, so they wouldn't have to! Now all who turn away from their sins and trust in Jesus as their Savior will receive forgiveness of sins and eternal life with God. They will be His very own special people who will know Him and enjoy Him forever. We can be God's people, too, if we turn from our sins and trust in Jesus as our own Savior.

Game: Ball Circle Toss

Materials

Bible Verse written up in large print so that all can see
Foam or other soft surface ball

Preparing the Game

None.

Learning the Verse

Some or all of your children may be non- or early readers. Teach the verse in sections, having them say it after you. Repeat a few times. Add clapping or other movement as they say it.

Directions

1. If desired, lead the children in a discussion of a **FEW** of the most important questions before beginning game.
2. Explain the game to them as follows:
Have the children spread out in a circle, arm's length apart. Explain that everyone together will chant the verse slowly, word by word, and toss the ball to another child with each word chanted. They want to try to chant the whole verse without dropping the ball. Speed up the pace of the chanting as the children get good at chanting and catching.

Game continues as time and attention span allow.

Alternative Game Version:

1. Individual chant version: After the children can get through the verse without dropping the ball and chanting the verse together, have them try to get through the entire verse with only the person throwing the ball saying the next word.
2. No Hands Version: Have the children sit on the floor and roll the ball to each other. They must try to trap the ball with their legs, etc. (no hands) instead of trying to catch it.

Optional TAKING IT TO OTHERS Activity: Quiz Questions

Have the children choose a few of the questions from the game to ask the parents/other children during TAKING IT TO OTHERS time. Help pre-readers by whispering the question in their ear and letting them ask it aloud to the parents/other children. Make sure you read the Bible verse aloud before you ask your questions.

Directions:

1. Write words to song in large print before class.
2. Play the song for the children, helping them follow along on the song sheet.
3. Discuss the song, using a few questions from the discussion sheet. *Don't use them all!*
4. Introduce sign language for key words of your choice from sign language sheet for your song. Use as few or as many as you think the children can learn.
5. Sing and sign the song. Sign language as well as large format lyrics and sheet music are found in the PFI Unit Songbook or online.
6. If desired, play the Song Game.

Optional TAKING IT TO OTHERS Activity: Presenting and Singing the Song

1. Sing and sign the song, encouraging the watching children/parents to join in.
2. Ask the class some of the questions listed below. The Bible Truth Connection Question is particularly good to help them understand how the song ties in with the Bible Truth.

This Is Love

This is love,
 Not that we loved God,
 But that He, that he loved us,
 He sent his Son,
 And He sent His Son,
 An atoning sacrifice for sin.
 He sent his Son,
 And He sent His Son,
 An atoning sacrifice for sin.
 First John, Four, ten.

Listen to it on PFI NIV Songs 8, Track 12

Song Game: Big Voice, Little Voice

Materials

Song
 Sign language signs used in the song printed out onto little cards
 Blindfold

Preparing the Game

None.

Playing the Game

1. Practice the song and signs until the children know them well. Then tell them: "Children, we are going hide a sign language sign and see if one of you can find it... with a little help from the rest of us!"
2. Choose someone to be "It" and blindfold them. Choose another child to hide one of the sign language cards. When it's hidden, "It" can remove the blindfold and begin to look.
3. The rest of the children will sing the song in a louder voice when "It" gets closer to the hidden sign and quieter when "It" gets further from the sign.
4. When "It" finds the hidden clue, another "It" is chosen and play begins again.

Game continues as number of questions, time, and attention span allow.

STORY REVIEW

Directions: Read and discuss Bible Truth, using a FEW of the questions. Play game. Feel free to modify the game to fit your children.

General Story Questions

1. How is today's story a love story? *It's a love story of God the Father's deep love for His Son, Jesus; and of His deep love for His people.*
2. When did God the Father's love for His Son begin? *It has no beginning. He has always loved Him from forever and ever before.*
3. What is God the Father's love for His Son like? *So deep, so high, so wide it can't be measured.*
4. What does it mean that Jesus was in God the Father's bosom? *God loved Him with His deepest, dearest part of His heart.*
5. Who did God the Father give His Son to? *To His enemies: sinful people--like you and me!*
6. Why did God the Father give His Son to His enemies? *To forgive their sins and save them so He could adopt them as His own children.*
7. What would Jesus have to do to save God's people? *Suffer God's punishment that they deserved for their sins.*
8. How does God the Son feel about His Father? *What did He think of His Father's plan to save sinful people? He loved His Father as much as the Father loved Him. He delighted to do His Father's will, even though He would suffer terribly.*
9. What did God the Father say when Jesus was baptized? *"This is My Son whom I love. With Him I am well pleased."*
10. What did some people do when they heard Jesus' words and saw the mighty things He did? *They believed in Him and followed Him.*
11. What did many people do when they heard Jesus' words and saw the mighty things He did? *They didn't believe. They said He wasn't God's Son, but Satan's. They plotted to arrest and kill Him.*
12. Why did Jesus ask His Father to do in the Garden of Gethsamene? *Take the cup of suffering away from Him, but to do His will, not His (Jesus').*
13. Could God the Father have taken the cup of suffering away from Jesus? Why didn't He? *Yes. His love for His people and the wisdom of His plan of salvation.*
14. Why did Jesus choose to suffer instead of being rescued by God, His Father? *To save God's people and to fulfill His Father's perfect plan.*
15. What did Jesus' enemies yell at Jesus while He was being crucified? *To come down from the cross if He was the Son of God. Ask God the Father to save Him.*
16. Who poured out the worst suffering on Jesus as He hung on the cross? Why? *God the Father. He poured out all the punishment for His people's sins on Jesus. The pain of the suffering and the terrible separation from His Father.*
17. What did God do to Jesus on the third day after He died? Why could He do this to Jesus? *Raised Him from the dead. Jesus had completely beaten death. There was no punishment of death that remained, so death could not hold Him in the grave.*
18. What was so wonderful for God the Father and Son when Jesus rose to heaven? *At last God the Father and Son could enjoy the same, deepest, dearest love and closeness as before; God rejoiced at completing His wise plan of salvation; and*

Bible Truth Connection Questions

What does this story have to do with our Bible Truth? *It is the story of how much God loved His Son, but gave Him up to suffer and die to save His people.*

Bible Verse Connection Question

1. What does the story have to do with our **Bible Verse: 1 John 4:10**: "This is love: not that we loved God, but that He loved us and sent his Son as an atoning sacrifice for our sins."?
God the Father loved His Son more than a thousand worlds. Yet, He loved His sinful people so much, that He was willing to send Him away from His bosom—the deepest of fellowship—to suffer and die as the atoning sacrifice for His people. Jesus, God's Son, loved His Father and God's people so much that He was willing to do this, even though it was very, very, very hard.

Life Application Questions

1. What is something that amazes you about God's love for His Son? For His people?
2. How do you think God's people should live when they understand God's great gift of His Son to save them? *They should praise Him and thank Him every day. They should want to live their lives to please Him.*
3. How can we become God's people? *Confess our sins to God, turn from them, and trust in Jesus as our own Savior.*

ACTS Questions

1. What is something we can praise God for being that we learned in our story?
Praise God for being the Great Lover and Savior of His undeserving people. People He wanted to make His dearly loved people so much that He chose to send His dear Son to die to save them.
2. What is something we can confess as sin that we learned in our story?
Confess that we all choose not to love God. None of us deserve to be His people. None of us can be saved by our own goodness. We deserve God's punishment. We need a Savior!
3. What is something we can thank God for that we learned in our story?
We can thank God for loving His people so much that He would suffer the worst anyone could suffer to save them.
4. What is something we can ask God for that we learned in our story?
We can ask God to work in our hearts, helping us to turn away from our sins and trust Jesus as our own Savior. We can ask Him to fill our hearts with love for Him. .

The Gospel

1. Why did God send Jesus? What is the gospel?
God is the good Creator and King of the world. He made people to worship Him and live by His good laws. But we are all sinners who have rebelled against Him. We all deserve death--God's just, eternal punishment for our sins. How terrible! But God has good news for us. In His great mercy, God sent His Son Jesus to earth to save sinners. Yes, Jesus, the perfect Son of God, left His home in heaven and became a man. He lived the perfect life that pleases God. (He's the only one who has ever done that!) He offered it up to God His Father as the perfect sacrifice for sins when He suffered and died on the cross. Then, on the third day, Jesus rose from the dead in victory. He had fully paid for the sins of God's people, so they wouldn't have to! Now all who turn away from their sins and trust in Jesus as their Savior will receive forgiveness of sins and eternal life with God. They will be His very own special people who will know Him and enjoy Him forever. We can be God's people, too, if we turn from our sins and trust in Jesus as our own Savior.

Game: Tell the Truth Basketball

Materials

- 3 baskets
- A ball
- Paper and marker
- Masking Tape
- 20+ statements that are true, false or not in the story

Preparing the Game

1. Use the Story Review Questions to come up with 20+ statements about the story that are true, false, or not in the story.
2. Write the words "true", "false", and "not in the story" on separate pieces of paper and tape each to a basket. Use the masking tape to make a throw line. Place the baskets in a line, a reasonable throwing distance from the throwing line.

Playing the Game

Divide the children into two teams and have them line up at the throw line. Ask a child to come up to the throw line. Read him one of the statements and ask him to give his answer: true, false, not in the story by throwing the ball into the basket with the right answer card on it. If correct, then he scores 2 points for his team. If incorrect or accidentally goes into the wrong basket, the statement is read to the first person in line for the other team. If he tosses the ball into the right basket, then he scores one point for his team.

Play continues as statement cards last, or as time and attention span allow.

Non-competitive Option

Don't split into teams. Have the children take turns making baskets and answering the questions.

Optional TAKING IT TO OTHERS Activity: Quiz Questions

Have the children choose a few of the questions from the game to ask the parents/other children during TAKING IT TO OTHERS time. Help pre-readers by whispering the question in their ear and letting them ask it aloud to the parents/other children.

CASE REPLAY ACTIVITIES

Use this guide to review the Case Story and act it out for others to enjoy!

CASE REPLAY, JR: YOUNGEST CHILDREN

Description: The children will act out the story together, everyone doing the same action/sound effect at the same time. This activity is most suitable for kindergarteners.

Materials

The Case RePlay, Jr. script for younger children

Preparation

1. Read through the script and write in the blanks along the side possible actions/sound effects the children could do to act it out.

Instructions

1. Tell the children that they will be re-enacting the story together as you tell it.
2. As you read the script, lead the children in actions/sound effects to do with you.
3. If desired, you can read the script and stop at certain sentences and ask them what a good action/sound effect would be to act out what you just read.
4. Repeat the re-enactment one or two times more.

CASE REPLAY, SR: OLDER CHILDREN

Description: The children act out the story as a three-scene play. You will narrate it using the Case RePlay, Sr. script and they will act it out (no spoken words, for the most part), with each child assuming a different character's role. This activity is most suitable for first grade and up. You will review the story, then practice it a few times before performing it for others.

Materials

The Case RePlay, Sr. script
White board or other large format paper
Costumes and props

Preparation

1. Prepare for the play by choosing costumes and props for each character in the story. Decorate the area with any scenery props.
2. Write the words "Beginning," "Middle," "End" on a large piece of paper/whiteboard with plenty of space under each heading. You will use this paper to help the children think about the story as a three-scene play, as it is presented in the script.

Instructions

1. Tell the children that they will get to act out the story as a three-scene play, with a beginning, middle and end section. Tell them that before they can act it out, they need to think it out. as you narrate it with your script.
2. Take the children's answers as they recount the story, helping them put key incidents in the right order.
3. If desired, when they have filled in their Beginning, Middle, End, read through your whole (real) script, so they hear exactly what you will have them act out.
4. Then tell the children that it's time to practice acting out the story.
5. Assign parts to each child. If you are using costumes, do NOT give them out at this point. They will be a distraction.
6. Have all the children sit on the floor or in chairs on one side of the "stage," then call the characters up in place as their part in the story comes.
7. As you read the script, guide the children in where you want them to move or do to act it out.
8. After going through the whole script once, give out any costumes and props and act out the script once or twice more.

Optional TAKING IT TO OTHERS Activity: Re-enacting the Story

Read the script as the children act out together (younger) or assuming different roles (older) as the other children or the parents watch.

CASE REPLAY, JR--YOUNGER KIDS (KINDERGARTEN) P.2

Welcome to our play! The name of our story is: The Case of the Matchless Marvel.

Our story takes place in New Testament times, when Jesus lived on earth.

And now we present: "The Case of the Matchless Marvel."

Scene 1:

God the Father and God the Son have always loved each other with the deepest, most wonderful love. God's Spirit delighted in this love. The happiness they enjoyed together is more than we can ever imagine. God the Father held the Son in His bosom-- the deepest, dearest part of His heart--where they could share in complete closeness. They were one; and every moment was filled with Perfect Wonderfulness. Who can imagine ever giving away someone loved like this! But that is just what God the Father did. He chose to give His Son Jesus to His enemies so He could forgive them their sins and adopt them as His own children. Jesus loved His Father just as much as His Father loved Him. He delighted to do His will, even though He would have to suffer so much. This story is the story of God the Father for His Son, AND for His people.

Actions:

Scene 2:

At just the right time, God the Father gave Jesus to become a human. He was born to Mary and placed in the manger. God the Father had given Jesus to save His people, choosing less closeness for their sake. Jesus grew up and began to tell people about God's Kingdom. John the Baptist baptized Him and as He came out of the water, the Holy Spirit came down upon Him like a dove and from heaven God the Father said: "This is my Son, whom I love. With Him I am well pleased." Some people agreed. They listened to Jesus, saw the great things He did and believed He was the Savior, the Son of God. Many didn't agree. They said God had no Son. They told Jesus He was a liar and Satan's son—that's how He did the great things He did. They planned to capture Him and kill Him. God knew their wicked plans, but had woven them into His perfect plan to save His people. The night before He died, Jesus went to the Garden of Gethsamene to pray. He knew how much He would have to suffer and was so sad He almost died. He fell down on His face and asked God to take away this plan, but to do His will, not His own. God the Father could have rescued His Son and Jesus could have chosen not to suffer, but they both chose to save God's people instead.

Scene 3

Judas came to the garden, kissed Jesus as a sign and the soldiers seized Him. Jesus' friends all left Him. He was treated cruelly and lifted up on the cross to die. There, Jesus offered up His perfect life as the full payment for the sins of God's people. How He hurt, as God the Father poured out all His wrath for His people's sins upon Him. Jesus felt so separated from His Father that He cried out "My God, My God, why have You forsaken Me?!" When at last Jesus had taken all God's punishment for sin, He gave His spirit to His Father and died. Friends took Him down and buried Him. Jesus had beaten death. God the Father raised Him to life on the third day. His disciples rejoiced as He appeared to them. Then Jesus went to heaven after forty days, where all heaven rejoiced. Into the Father's bosom, Jesus returned and they once more enjoyed the closest of fellowship like before. Even more amazing, through Jesus, all God's people will also be brought in close to God's bosom to enjoy close fellowship with Him forever in heaven.

Bible Truth Tie-In:

The Bible Truth we are learning is: **God Showed the Depths of His Love By Giving His Son Jesus to Save His People.** Our story today is the story of how much God loved His Son, but gave Him up to suffer and die to save His people.

CASE REPLAY, SR--OLDER KIDS (1ST GRADE AND UP) P.3

Welcome to our play! The name of our story is called: The Case of the Matchless Marvel.

This story takes place in New Testament times, when Jesus lived on earth.

The characters in our story are: Jesus, John the Baptist, Enemies, God's people, Judas, Disciples; Soldiers, Friends; and Angels.

And now we present: "The Case of the Matchless Marvel."

Scene 1: (Beginning)

God the Father and God the Son have always loved each other with the deepest, most wonderful love. God's Spirit delighted in this love. The happiness they enjoyed together is more than we can ever imagine. God the Father held the Son in His bosom-- the deepest, dearest part of His heart--where they could share in complete closeness. They were one; and every moment was filled with Perfect Wonderfulness. Who can imagine ever giving away someone loved like this! But that is just what God the Father did. He chose to give His Son Jesus to His enemies so He could forgive them their sins and adopt them as His own children. Jesus loved His Father just as much as His Father loved Him. He delighted to do His will, even though He would have to suffer so much. This story is the story of God the Father for His Son, *AND* for His people.

Scene 2: (Middle)

At just the right time, God the Father gave Jesus to become a human. He was born to Mary and placed in the manger. God the Father had given Jesus to save His people, choosing less closeness for their sake. Jesus grew up and began to tell people about God's Kingdom. John the Baptist baptized Him and as He came out of the water, the Holy Spirit came down upon Him like a dove and from heaven God the Father said: "This is my Son, whom I love. With Him I am well pleased." Some people agreed. They listened to Jesus, saw the great things He did and believed He was the Savior, the Son of God. Many didn't agree. They said God had no Son. They told Jesus He was a liar and Satan's son—that's how He did the great things He did. They planned to capture Him and kill Him. God knew their wicked plans, but had woven them into His perfect plan to save His people. The night before He died, Jesus went to the Garden of Gethsamene to pray. He knew how much He would have to suffer and was so sad He almost died. He fell down on His face and asked God to take away this plan, but to do His will, not His own. God the Father could have rescued His Son and Jesus could have chosen not to suffer, but they both chose to save God's people instead.

Scene 3: (End)

Judas came to the garden, kissed Jesus as a sign and the soldiers seized Him. Jesus' friends all left Him. He was treated cruelly and lifted up on the cross to die. There, Jesus offered up His perfect life as the full payment for the sins of God's people. How He hurt, as God the Father poured out all His wrath for His people's sins upon Him. Jesus felt so separated from His Father that He cried out "My God, My God, why have You forsaken Me?!" When at last Jesus had taken all God's punishment for sin, He gave His spirit to His Father and died. Friends took Him down and buried Him. Jesus had beaten death. God the Father raised Him to life on the third day. His disciples rejoiced as He appeared to them. Then Jesus went to heaven after forty days, where all heaven rejoiced. Into the Father's bosom, Jesus returned and they once more enjoyed the closest of fellowship like before. Even more amazing, through Jesus, all God's people will also be brought in close to God's bosom to enjoy close fellowship with Him forever in heaven.

Bible Truth Tie-In:

The Bible Truth we are learning is: **God Showed the Depths of His Love By Giving His Son Jesus to Save His People.** Our story today is the story of how much God loved His Son, but gave Him up to suffer and die to save His people.

God's Love When Jesus Died on the Cross

Description

Children will a sand art decorated heart and cross.

Materials

White cardstock paper

Different colors of craft sand

Craft glue

Preparing the Craft

1. Make a copy of Template #1 onto cardstock, 1 per child.
2. Set out sand in jelly roll style cookie sheets (the kind with full sides) or 13"x9" baking pans, 1 per color. Set out other supplies.

Making the Craft

1. Show the children a copy of the craft.
2. Glue a section they want colored with a particular color of sand.
3. Sprinkle sand over that section, allowing extra to slide off paper back into the cookie sheet.
4. Glue a new section, then sprinkle it with sand. Continue until all decorated.

NOTES: Encourage children to try swirls and patterns, not just to color a whole section the same color, for a more dramatic look.

Optional TAKING IT TO OTHERS Activity: Craft Presentation

If you are presenting the craft to other children or parents the children can hold up their crafts (or your model craft) and read their Bible Truth Connection answers to explain the importance of the craft.

CASE CRAFT**Discussion Guide****Instructions:**

As the children are settled into making their craft, ask them these questions to help them understand the craft's significance. Use the answers provided to guide the children's answers.

Discussion Questions

1. Where did Jesus die on the cross? *On a hill outside of Jerusalem.*
2. Why did Jesus die on the cross? *To save God's people from their sins.*
3. Why was Jesus dying on the cross the greatest show of God's love for His people? *Because God the Father loves Jesus most of all. He was His most precious, only Son. And He gave Him up for God's people! Wow!*
4. What is Bible Truth that we are learning?
God Showed the Depths of His Love By Giving His Son Jesus to Save His People.
5. What does our craft have to do with our Bible Truth: God Showed the Depths of His Love By Giving His Son Jesus to Save His People?
God loved His people so much that He was even willing to have His Son suffer and die for His people on the cross.
6. What can our craft help us remember?
How very, very much God loves His people!

TAKING IT TO OTHERS**Craft Presentation****Instructions:**

Have children hold up your model craft/their crafts. Choose five children (or you say) the five sections below to explain the craft's importance.


Presentation:

1. Our craft is: God's Love When Jesus Died on the Cross.
2. On a hill outside of Jerusalem, God showed how very great His love was for His people when Jesus, His most precious, only Son, died on the cross for their sins.
3. Our Bible Truth is: God Showed the Depths of His Love By Giving His Son Jesus to Save His People.
4. God loved His people so much that He was even willing to have His Son suffer and die for His people on the cross.
5. Our craft can help us remember how very, very much God loves His people!

Note: Even non-readers can participate in presenting the craft, if you will whisper what they are to say in their ear and let them say it aloud for the others to hear.

**GOD
LOVED
JESUS**

**SO
MUCH**



**BUT
GAVE
HIM TO
DIE ON
THE
CROSS**

**FOR
LOVE
OF HIS
PEOPLE**

BEFORE CLASS:**1. PICK YOUR PERSON**

VIPPs can be anyone in your church! Typically, they fall into 6 categories: Church staff, Elders, Deacons/deaconesses, Special Volunteers (people who aren't paid, but spend a lot of time helping out in particular ways), Supported Workers (aka missionaries), and Church Members.

2. GATHER YOUR FACTS

Use the VIPP Information Sheet to write down the facts about your VIPP. The information on this worksheet is used in the VIPP activities, listed in the "Choose an Activity" section below.

DURING THE ACTIVITY:**1. INTRODUCE YOUR VIPP**

Introduce your VIPP to the children, using the VIPP Information Sheet. Fill in a set of VIPP Clue Cards with the information for your VIPP. If desired, you can even have the actual person come into class for the children to meet.

Need help describing what someone does for the church in a kid-friendly way? Check out the list of common VIPPs on the Praise Factory website in the PFI resources. There are lots of kid-friendly descriptions for common VIPP's, such as pastors, elders, deacons and a lot more.

2. PRAY!

Lead the children in praying for the VIPP. Ask the children if they would like to pray for one of the VIPPs prayer requests. Even non-readers can pray for the VIPP if you whisper the prayer request in their ear, then let them say it aloud. Never force a child to pray!

3. CHOOSE AN ACTIVITY

There are two activities you can use to help the children learn about the VIPP:

VIPP Clue Cards: These are nine coloring sheets in which children fill in the nine things they learn about the VIPP from the VIPP Information Sheet. Photocopy a set of each child. Use as few or as many of these Clue Cards as you desire.

VIPP Game: This is a game that uses a set of Clue Cards for one or two VIPPs.

Choose a VIPP and fill in his/her information on the VIPP Information Sheet. Fill in a set of VIPP Clue Cards with the information for your VIPP. Tell the children about the VIPP, having them fill in the VIPP Clue Cards with the key facts as they learn them. Write any words the children need to write on a white-board or other piece of paper so they can see how to spell them. Help younger children write these words on their clue cards. Ideas for how to tell the children about many common VIPPs are listed at praisefactory.org with the resources for this Bible Truth.

Optional TAKING IT TO OTHERS Activity: Introduce and Pray for the VIPP

If you are presenting the VIPP to other children or parents you can assign children to hold up the 10 clue cards and say what each card tells about the VIPP. (Or, you can have the children hold them up as you tell what each one means.) Then lead the children in praying for the VIPP.

Game: Crabbin' Around

Materials

Information Sheet for two VIPPs

2 Sets of Clue Cards

Tape

A Bag

Preparing the Game

1. Fill in one set of clue sheets for the VIPP you are using.
2. Put all the Clue Cards in a bag, except for the ones with the names and pictures of the VIPPs.
3. Tape the picture and name of each VIPP to the wall, about 3 feet from the ground.

Playing the Game

Reveal: Tell the children about the VIPPs, showing them your filled-in clue cards as you tell about them.

Review: Put the Clue Cards for both VIPPS put in one bag. Mix up. Have children sit down, with their legs in front of them and their hands propped behind them. Show them how to get in crab position and try moving around. (Moving on hands and feet, with front side facing up). Tell them that you will pull out a clue, tell them what it is and they are to crab-crawl their way to the picture of the person who it belongs to. Give them the answer after everyone has run to their guessed person. Continue until all clues have been used up.

VIPP INFORMATION SHEET

VIPP NAME:

WHAT VIPP LOOKS LIKE

Man or Woman? _____

Hair color? _____

Eye color? _____

FAVORITE ANIMAL

FAVORITE FOOD

FAVORITE FREE TIME ACTIVITY

WHAT VIPP DOES DURING WEEK

VIPP GROUP OF SERVICE:

Church Member

Deacon

Elder

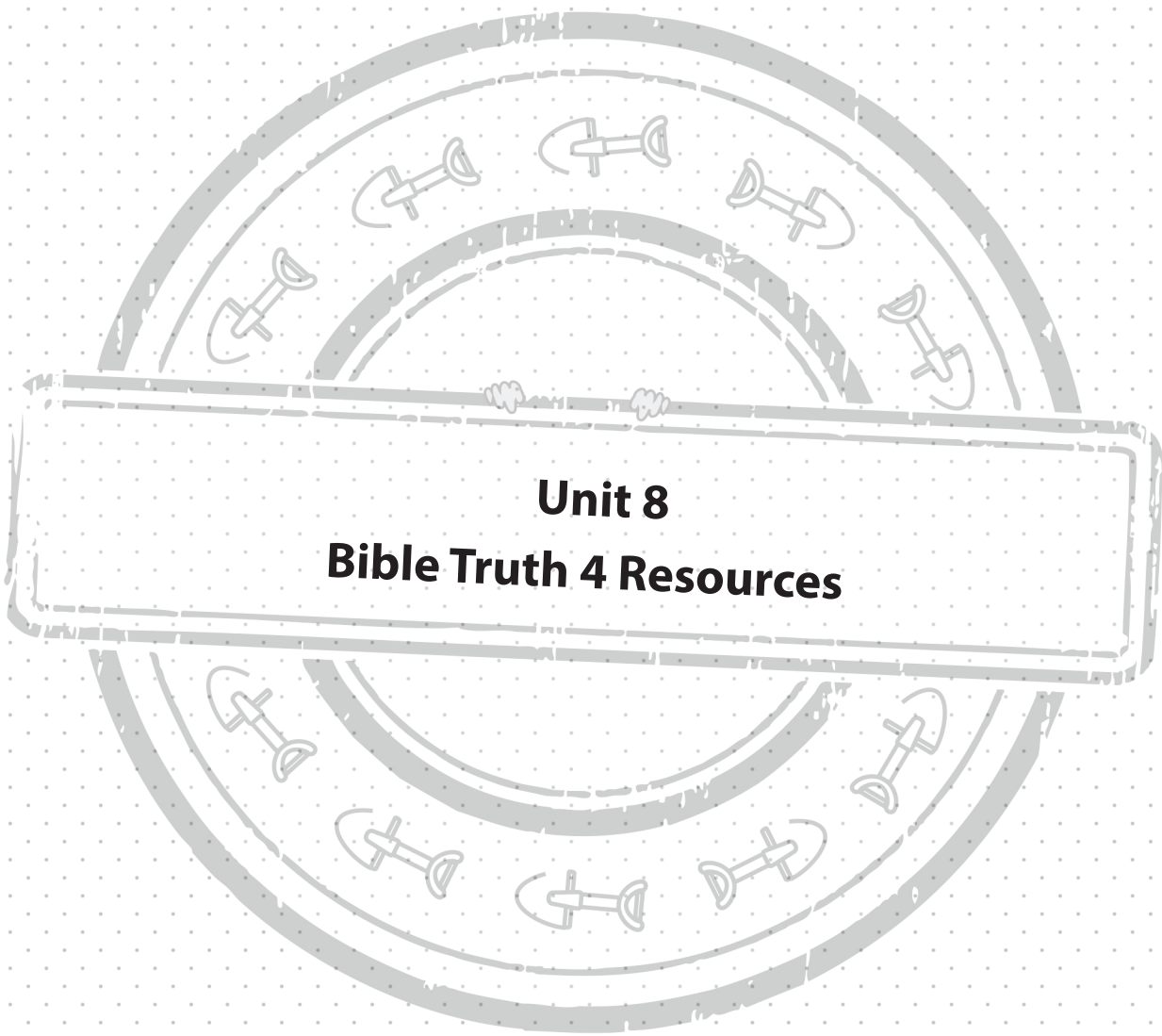
Church Staff

Special Volunteer

Supported Worker
(Missionary)

3 WAYS VIPP SERVES CHURCH

3 WAYS TO PRAY FOR THE VIPP



Unit 8
Bible Truth 4 Resources

BIBLE TRUTH 4 OVERVIEW

Unit 8: The God Who Loves

Big Question and Answer: "What is God's love for His people like? It's more than they could ever deserve!"

Bible Verse: "Give thanks to the LORD for He is good. His love endures forever." 1 Chronicles 16:34

Bible Truth 4 Concept: God Loves His People By Caring For Their Needs

God is the most wonderful Father anyone could ever imagine. He is always good; always wise. He loves His children with the deepest of loves. He always takes care of their needs. When we turn from our sins and trust in Jesus as Savior, God becomes our heavenly Father and we become His adopted children.

God's people know that God has already taken care of their greatest need of all: He sent Jesus to die for their sins. When they remember that their loving Father was willing to give up even His own dear Son to save them, they know they can trust Him to take care all the rest of their needs, too.

God delights to hear His people ask Him for what they need; and, He delights to provide them with what they need. He always gives them what He knows is the very best for them.

Bible Truth 4 Bible Verse

Meditation Version: Psalm 23:1-6

"The LORD is my shepherd, I shall not be in want. He makes me lie down in green pastures, he leads me beside quiet waters, he restores my soul. He guides me in paths of righteousness for His name's sake. Even though I walk through the valley of the shadow of death, I will fear no evil, for you are with me; your rod and your staff, they comfort me. You prepare a table before me in the presence of my enemies. You anoint my head with oil; my cup overflows. Surely goodness and love will follow me all the days of my life, and I will dwell in the house of the LORD forever."

Shortened Memory/Games Version: Psalm 23:1,6

"The LORD is my shepherd, I shall not be in want...goodness and love will follow me all the day of my life, and I will dwell in the house of the LORD forever."

Bible Truth 4 ACTS Prayer

A God, we praise You for being so perfectly good, wise and powerful to always take care of all Your people's needs in the way that is best.

C God, we confess that we have worried that You cannot or will not take care of our needs. Confess that we have grumbled about ways that You has taken care of our needs that may be best for us, but that we don't like. We need a Savior!

T Thank You, God for all of our needs that You have taken care of already. Thank You for sending Jesus to take care of the greatest need of we have: forgiveness of sins through Jesus.

S God, take care of our needs, according to what will bring You the most glory and will be wisest and best for us. Work in our hearts. Help us to turn from our sins and trust in Jesus as our Savior. Help us to love You and know You.

Bible Truth 4 Stories

Lesson 1: The Case of the Unbending Knees (Old Testament)

Daniel 3

Lesson 2: The Case of the Penniless, Rich Man (Story of the Saints)

Lesson 3: The Case of the Two Needy Men (New Testament)

2 Peter

1. GETTING STARTED: Welcome and Opening Songs (*introduce unit and get kids moving with these songs*)

<p>Welcome</p>	<p>“Welcome to Praise Factory. We’re so glad you’ve joined us! Here at the PFI we are investigators. (That’s what the “I” stands for!) Investigators look for answers to questions. In PFI, we look for answers to big questions about God. We dig deep down in the truths of God’s Word to find them.”</p>
<p>Praise Factory Theme Song</p>	<p>“Let’s sing our Praise Factory Investigator’s theme song.”</p> <p>PFI: Praise Factory Investigators <i>PFI NIV Songs 8, Track 1</i></p> <p>We’re PFI: Praise Factory Investigators, Diggin’ deep down for truths in God’s Word, That’s PFI: Praise Factory Investigators, Diggin’ deep down for truths in God’s Word, We’re looking for answers to very big questions, Big questions about God, If you’re looking for answers to very big questions ‘bout God, come along, Join PFI: Praise Factory Investigators, Diggin’ deep down for truths in God’s Word, That’s PFI: Praise Factory Investigators, Diggin’ deep down for truths in God’s Word. Deep down, diggin’ down, Let’s go diggin’ down, Deep down, diggin’ down, ‘Til answers to all our Big Questions we’ve found. We’re PFI: Praise Factory Investigators, Diggin’ deep down for truths in God’s Word, That’s PFI: Praise Factory Investigators, Diggin’ deep down for truths in God’s Word.</p>
<p>Classroom Rules Song</p>	<p>An important part of Praise Factory is helping us worship God and love one another. Our WoGoLOA song reminds us how we should act. Let’s sing it.”</p> <p>WoGoLOA Rules Song <i>PFI NIV Songs 8, Track 2</i></p> <p>Refrain: WoGoLOA means “Worship God and love one another,” WoGoLOA means “Worship God and love one another.”</p> <p>WoGo means “Worship God.” Sound off, 1,2,3, Joyfully take part, Listen to others, Obey your teachers. (<i>Refrain</i>)</p> <p>LOA means “Love One Another.” Sound off, 1,2,3, Be kind, Be encouraging, Help others, help others. (<i>Refrain twice</i>)</p>

1. GETTING STARTED, continued

Opening Prayer	"Let's ask God to help us obey these rules, and to help us worship Him and love one another as we learn more about Him today. Let's pray." <i>Pray.</i>
Big Question Under Investigation: Big Question 8 and Songs	<p>"Now it's time to turn to today's Big Question Under Investigation.</p> <p>It's: What Is God's Love for His People Like?</p> <p>God knew and loved His people even before the world began, even though He knew they were sinners who would rebel against Him. He always planned to care for them and to save them from their sins through Jesus. He always planned to work in their hearts by His Holy Spirit so they would love Him and want to live for Him. He always planned to bring them home to live with Him in heaven forever.</p> <p>So the answer to our Big Question, 'What Is God's Love for His People Like?' is: It's More than They Could Ever Deserve!</p> <p>"Let's sing our Big Question Song(s): <i>choose one or both</i></p> <p>Big Q & A 8 Song <i>PFI NIV Songs 8, Track 3</i> <i>(adapted version of "Baa. Baa. Black Sheep")</i> What is God's love for His people like? More than they could ever deserve! What is God's love for His people like? What is God's love for His people like? What is God's love for His people like? What is God's love for His people like? More than they could ever deserve!</p> <p>Big Question 8 Song <i>PFI NIV Songs 8, Track 4</i> What Is God's Love for His People Like? What is God's love for His people like? What is God's love for His people like? What is God's love for His people like? It's more than they could ever deserve.</p> <p>Verse 1 God loves His people from all places, from all times, with ev'ry kind of faces. God loves His people from ev'ry nation, And He loves them all through Jesus Christ</p> <p><i>Refrain</i> God's love for His people is more than they could ever deserve. God's love for His people is more than they could ever deserve.</p> <p>Verse 2 God loved His people before the beginning, Even before they were repenting and believing, God loved His people from ev'ry nation, And He loved them all through Jesus Christ. <i>Refrain</i></p> <p>Verse 3 God loved His people, He sent Jesus, To save them, so forever they would be His, God loves His people from ev'ry nation, And He always will through Jesus Christ. <i>Refrain</i></p>

1. GETTING STARTED, continued**Unit 8
Bible Verse**

"How do I know this is true? The Bible tells me so!

Ephesians 5:1-2 tells us: ""Be imitators of God, therefore, as dearly loved children and live a life of love, just as Christ loved us and gave himself up for us, as a fragrant offering and sacrifice to God."

**Big Question 8 Bible Verse Song
Live a Life of Love: Ephesians 5:2**

PFI NIV Songs 8, Track 5

Live a life of love just as Christ loved you.
Live a life of love just as Christ loved you.
Live a life of love, Live a life of love,
Live a life of love,
Just as Christ loved you.
Ephesians Five, Two. O-le!

God's people have been loved by God through Jesus Christ in the deepest way imaginable. What more could He have done than to offer up His life as the full payment for their sins so they could be God's people. The Bible tells us that He did this even while we were still His enemies. He loved us before we loved Him! But Jesus did this not just because of His love for God's people, but even more so, for His love for God, His Father. He always delighted to do whatever His Father wanted Him to do. God calls His people to live like Jesus, loving others and loving Him, in everything they do. God promises to help them to live this way.

2. DIGGING DEEP DOWN: Key Concept and Story (introduce the Bible Truth and tell the related story)**Bible Truth 4**

"It's time for us to dig down deeper for answers to our Big Question. We're learning **SIX** Bible Truths that all tell us something about God's love for His people. We have learned some already. Can you remember what they are? (God Blesses All People with Many Good Gift; God Loved His People Before They Loved Him; and, God Showed the Depths of His Love By Giving His Son Jesus to Save His People.)

The Bible Truth we are going to be thinking about today is:

God Loves His People By Caring For Their Needs .

God is the most wonderful Father anyone could ever imagine. He is always good; always wise. He loves His children with the deepest of loves. He always takes care of their needs. When we turn from our sins and trust in Jesus as Savior, God becomes our heavenly Father and we become His adopted children.

God's people know that God has already taken care of their greatest need of all: He sent Jesus to die for their sins. When they remember that their loving Father was willing to give up even His own dear Son to save them, they know they can trust Him to take care all the rest of their needs, too.

God delights to hear His people ask Him for what they need; and, He delights to provide them with what they need. He always gives them what He knows is the very best for them.

2. DIGGING DEEP DOWN, continued**Bible Truth 4
Hymn**

"Long ago, a man named Henry Baker was thinking about this Bible truth, too. He wrote the words to a hymn called "The King of Love" We're going to learn two verses from it.

The King of Love

PFI NIV Songs 8, Tracks 13,14

Verse 1

The King of love my shepherd is,
Whose goodness faileth never.
I nothing lack if I am His
and He is mine forever.

Verse 4

In death's dark vale I fear no ill,
With Thee dear Lord beside me.
Thy rod and staff, my comfort still,
Thy cross before to guide me.

God's people praise God for being the King of love. He is their king who they obey. It is delightful having Him as their king because all that He does comes from His heart of love for them and for the glory of His name. He takes care of them like a good shepherd does his sheep. Sheep are very stupid and need someone to take care all of their needs or else they will die. God does this for His people. They lack nothing; His goodness never fails them; even when facing death, they still fear nothing "ill" because He is with them. God's people know God will care for them after death by taking them to heaven to be with Him forever. We can become God's people when we turn from our sins and trust in Jesus as our Savior.

**Bible Truth 4
Bible Verse
and Song**

"The Bible verse we are going to be digging down into for this Bible Truth is:

Psalm 23:1-6

"The LORD is my shepherd, I shall not be in want. He makes me lie down in green pastures, he leads me beside quiet waters, he restores my soul. He guides me in paths of righteousness for His name's sake. Even though I walk through the valley of the shadow of death, I will fear no evil, for you are with me; your rod and your staff, they comfort me. You prepare a table before me in the presence of my enemies. You anoint my head with oil; my cup overflows. Surely goodness and love will follow me all the day of my life, and I will dwell in the house of the LORD forever."

These verses remind us that God loves His people and cares for their needs completely, just like a good shepherd loves and takes care of his sheep.

We've said our Bible verse, now let's sing it!

The LORD Is My Shepherd

PFI NIV Songs 8, Track 15

The LORD is my shepherd, I shall not want.
He makes me lie down in green pastures,
He leads me beside quiet waters, He restores my soul,
He guides me in paths of righteousness for His name's sake.
Even though I walk through the valley of death,
I will fear no evil, For You are with me,
Your rod and Your staff they comfort me,
Surely goodness and mercy will follow me, All of the days of my life,
And I will dwell in the house of the LORD, forever and ever and ever.
Psalm Twenty-three, verses one through four, and six.

2. DIGGING DEEP DOWN, continued**LESSON 1 STORY**

**Old Testament
Story:**

**The Case of the
Unbending Knees**
Daniel 3

"Now it's time for today's story called: **The Case of the Unbending Knees.**

As you listen to the story, see if you can figure out:

1. Whose knees would not bend? Why?

2. What happened because they would not bend? Who rescued them? (*If desired, write these questions on a sheet of paper to refer to when the story is finished.*)

Read story.

After reading story, ask for the children's answers to the questions.

1. Whose knees would not bend? Why? Shadrach, Meshach and Abednego's knees. They refused to bow down and worship the king's statue. They would only worship the LORD.

2. What happened because they would not bend? Who did they trust to rescue them? Did he? They were thrown into a fiery furnace to die. The LORD. Yes! He did!

Close in prayer. (prayer suggestions included at end of story)

LESSON 2 STORY

Story of the Saints:

**The Case of the
Penniless Rich
Man**

"Now it's time for today's story called: **The Case of the Penniless, Rich Man.**

As you listen to the story, see if you can figure out:

1. Who was the Penniless, Rich Man? How did he choose to be penniless? Why?

2. Who made him rich? How?

(If desired, write these questions on a sheet of paper to refer to when the story is finished.)

Read story.

After reading story, ask for the children's answers to the questions.

1. Who was the Penniless, Rich Man? How did he choose to be penniless? Why? Hudson Taylor. He chose to ask God in prayer for what he needed in order to grow his trust in God's ability to provide all he needed when he would be all alone in China.

2. Who made him rich? How? God made him rich. Not rich with a lot of money, but rich by providing everything he needed when he needed it.

Close in prayer. (prayer suggestions included at end of story)

2. DIGGING DEEP DOWN, continued**LESSON 3****New Testament Story:****The Case of the Two Needy Men**
2 Peter

"Now it's time for today's story called: **The Case of the Two Needy Men.**

As you listen to the story, see if you can figure out:

- 1. Who were the two needy men? Who did they rely upon to get what they needed?**
- 2. Which one only truly had all his needs met? Why?**

(If desired, write these questions on a sheet of paper to refer to when the story is finished.)

Read story.

After reading story, ask for the children's answers to the questions.

- 1. Who were the two needy men? Who did they rely upon to get what they needed?**

Nero and Peter. Nero relied upon himself. Peter relied upon Jesus.

- 2. Who looked like he had all his needs met? Who truly had all his needs met?**

Why? Nero seemed to get everything he wanted. But only Peter truly had all his needs met. Jesus gave him everything he needed to live the life God wanted him to live. And, Jesus also gave Peter forgiveness of sins and eternal life. Sadly, Nero never did.

Close in prayer. (prayer suggestions included at end of story)

3. TAKING ACTION: Response Activities *(choose from among these activities)***Response Activities**

- **ACTS Prayer Activity:** Add your own prayer requests to the ACTS prayer
- **Sneaky Snack:** Story-related snack
- **Bible Truth Review Activity:** Game with questions related to the Bible Truth
- **Bible Truth Hymn:** Music activities to learn a portion of a Bible Truth-related hymn
- **Bible Verse Review Activity:** Game with questions related to Bible Truth Bible verse
- **Bible Verse Song:** Music activities to learn the Bible Verse song
- **Story Review Activity:** Game with questions related to the Bible Truth and Case
- **Case RePlay, Jr. and Sr.:** Two drama activities that review the story: one for younger children, one for older children.
- **Craft:** Story-related craft
- **VIPP (Very Important Prayer Person):** Game and a coloring activity to help children learn about people in your church and how to pray for them.

(VIP resources: found online or at back of this book)

4. TAKING IT TO OTHERS *Optional presentations for the last few minutes of class***Presenting to Other Children**

If you split the children into different response activities, you can gather the children together again and have each small group make presentations to show the other children what they learned. Presentation ideas are included in the resources for each activity.

Presenting to Parents

If you keep your children together for response activities, you can have them make a presentation of something they have learned to their parents when they come to pick them up from class. Presentation ideas are included in the resources for each activity.

5. TAKING IT HOME *(Take Home Sheet)***PFI Pronto**

Give out the PFI Pronto for the case story as well as any other materials as the children are dismissed.

BIBLE TRUTH 4, LESSON 1: PLANNER/OVERVIEW

GETTING STARTED: Welcome and Opening Songs (*introduce unit and get kids moving with these songs*)

Welcome to Praise Factory: PFI: Praise Factory Investigators Theme Song *PFI NIV Songs 8, Track 1*

Rules to Help Us Worship God and Love One Another: WoGoLOA Classroom Rules Song
PFI NIV Songs 8, Track 2

Big Question Under Investigation: Big Question 8 Songs *PFI NIV Songs 8, Tracks 3,4*

Big Question Bible Verse: 1 Chronicles 16:34 Song *PFI NIV Songs 8, Track 5*

DIGGING DEEP DOWN: Key Concept and Story (*introduce the Bible Truth and tell the related story*)

Bible Truth 4: God Loves His People By Caring For Their Needs

Bible Truth Hymn: The King of Love, vs.1,4 *PFI NIV Songs 8, Tracks 13,14*

Bible Verse: Psalm 23:1-6

Bible Verse Song: The LORD Is My Shepherd *PFI NIV Songs 8, Track 15*

Lesson 1 Old Testament: The Case of the Unbending Knees *Daniel 3*

TAKING ACTION: Response Activities (*choose from among these activities*)

Snack and Discussion Planner: Eating Animal Feed

ACTS Prayer: Prayer Sheet

Bible Truth Review: Discussion Questions and Game: Beanbag Scramble

Bible Truth Hymn: The King of Love, vs.1,4 *PFI NIV Songs 8, Tracks 13,14*
Song, Sign Language and Song Game: Sign It, Say It, What Does It Mean? **PFI NIV Songs 8 BOOK or ONLINE**

Bible Verse Review: Psalm 23:1-6 Discussion Sheet and Game: Cross the Raging River

Bible Verse Song: The LORD Is My Shepherd: Psalm 145: 9,13,15-16 *PFI NIV Songs 8, Track 15*
Song, Sign Language and Song Game: Pass the Secret Sign **PFI NIV Songs 8 BOOK or ONLINE**

Story Review: Discussion Questions and Game: Go Fish

Case Replay, Jr: Drama Activity for Youngest Children (children do same story actions together)

Case Replay, Sr: Drama Activity for Most Children (children re-tell story with individual parts)

Craft: Shadrach, Meshach and Abednego in the Fiery Furnace

VIPP (Very Important Prayer Person) Prayer Time: Coloring Sheets (back of book) and Game: Hit the Wall

TAKING IT HOME: Take Home Sheet for Review and Family Devotions

PFI Pronto: Bible Truth 4, Lesson 1 **PFI NIV Prontos 8 BOOK or ONLINE**

The Case of the Unbending Knees *Daniel 3* by Connie Dever**Our story is called:****The Case of the Unbending Knees.****As you listen to the story, see if you can figure out:**

1. Whose knees would not bend? Why?
2. What happened because they would not bend? Who rescued them?

This story takes place in Old Testament times, about 600 years before Jesus lived on earth.

Enemy kings with powerful armies surrounded the little land of Judah. King Asurbanipol of Assyria, King Nabopolassar of Babibli, Pharaoh Necho of Egypt, and King Kyaxares of Medes. They were all there and all hungry for more land, more peoples, more riches.

The people of Judah wondered what would happen to them. Would their enemies attack and destroy the Temple to the LORD? Would they carry them away as slaves? The people of Judah waited in fear to find out.

If the people had listened to the messages the LORD had sent through his prophets, Habbakuk, Urijah and Jeremiah, they would have known the answers to their questions. Hadn't Jeremiah stood right in the courtyard of the Temple and given them the LORD's final message: "If you don't follow My laws or listen to the words of My prophets, then I will have the Temple and this city destroyed," He warned.

Unfortunately, they didn't repent and now they faced the painful discipline of their loving God. "The armies of Babibli are coming," the LORD told through His prophets. "They will ruin your land and everything in it. They will take you away to be their servants. This is how I am disciplining you, my wayward, stiff-necked people! You will be the slaves of the king of Babibli. I want you to serve him and his people for seventy years. Do this and you will live," He urged them.

Yet even while disciplining His rebellious people, the LORD showed them great kindness: "At the end of the seventy years, I will rescue you. I will put my Spirit in you and you will live, and I will settle you in your own land again. Then you will know that I the LORD have spoken, and I have done it, declares the LORD!" (from Jeremiah 27:12; Ezekiel 37:13-14)

Before long, it all happened as the LORD had promised. Prince Nabu-kudur-ussur of Babibli with all his father's

armies, swept down into Judah and conquered the land. He told them to take all riches of Judah. "Take all the gold, silver and bronze things out of the Temple," he told them. "We will put them in the temple of Marduk, our god," the prince told them. "Then pick out the smartest, most handsome, young men from the best families in Judah. They will be servants to King Nabopalassar, my father," he said. So the soldiers loaded up carts of beautiful things from the Temple. They gathered up the best young men and set off across the hot, dry wilderness to Bababli.

Daniel, Amaziah, Hananiah and Mishael were young men picked out by the soldiers. How hard it must have been to be forced to leave their families, friends and homeland and become servants of their enemy, King Napopalassar! Yet, these men went bravely. Why? Because unlike many people of Judah, these men loved the LORD. They remembered His promises to take care of them, even in Babibli. So as they marched away into slavery, these men trusted the LORD to care for them.

And so the LORD did. The king took away their Jewish names and gave them new names to honor his gods. Daniel became Belteshazzar. Hanaiah became Shadrach; Mishael, Meshach; and, Azariah, Abednego. He made them go to school to learn about the customs of Babibli and train to be his servants. He even tried to make them eat the food from his table--food sacrificed to his gods. The king wanted them to forget the LORD and worship Marduk instead.

Daniel, Azariah, Mischael, Hananiah worked hard for the king, just as the LORD told them to, but never did they forget the LORD. They even chose to eat animal feed rather than the king's delicious food sacrificed to

Story-telling Tips

Ahead of time:

1. Read the Bible verses and story. Pray!
2. Create story cue cards on index cards (or highlight text).
3. Practice telling story dramatically, timing your presentation. Shorten, if necessary to fit your allotted time.
4. Decorate area with story props that help bring your story alive.

During your presentation:

1. Maintain as much eye contact as possible as you tell the story. Point to/use props at important points in the story. Include the kids in your story with a few questions about what they think will happen or words/concepts that might be new to them.
2. Watch the kids for signs that their attention span has been reached. Shorten, if necessary.

his gods. Even there, far away from home, did they forget the LORD's promise to rescue them. They kept on trusting on Him to provide everything they needed, and the LORD greatly blessed them.

While these young men were in school, King Nabopolassar died and his son, Nabu-kudur-ussur became king. Ashpenaz brought Daniel, Shadrach, Meshach and Abednego before the new king to be interviewed. King Nabukudur-ussur was most impressed. These young men were ten times wiser than the wisest men who served him already! Daniel could even tell the meaning to dreams! He gave them some of the most important jobs in his whole government.

King Nabopolassar had been great, but now his son, King Nabu-kudur-ussur, became even greater. His powerful army took riches and peoples from other countries and used them to make Babylonia a very, very great city. He built splendid temples for all the gods of Babylonia. Most magnificent of all was Etemenanki- the 300-foot-high ziggurat temple to Marduk. It towered over the city, just like Marduk's power was said to rule over all the other Babylonia gods. Nabu-kudur-ussur felt this was a fitting temple for Marduk who he praised for giving him all his victories. The king also built many other great buildings all around his land. And on every brick used to build them, he had his name stamped on it so everyone would know that he, the great King Nabu-kudur-ussur built it.

But soon all this wasn't enough. King Nabu-kudur-ussur wanted all the peoples from all the lands he conquered to honor him and his god. So he made an image of gold, 90 feet high and 9 feet wide. Then he sent for all the important people who worked for him to come to the dedication of the image he set up, men from every nation that he had conquered.

Beneath that thin, ten story high, glittering, golden image- they all gathered, including Shadrach, Meshach and Abednego. A herald announced the king's orders: "Peoples of every nation: When you hear the sound of the horn, flute, zither, lyre, harp, pipes and all kinds of music, you must fall down and worship the image of gold that King Nebuchadnezzar has set up. Whoever does not fall down and worship will immediately be thrown into a blazing furnace," he ordered.

The music sounded and all the important men fell face down and worshiped the image. All that is, except Shadrach, Meshach and Abednego. These young men loved the LORD and would worship Him only. Some astrologers noticed what they were doing. and went to tell the king.

The king was furious. He ordered Shadrach, Meshach and Abednego be brought before him for questioning. "Is it true, Shadrach, Meshach and Abednego, that you do not serve my gods or worship the image of gold I have set up? I'm giving you another chance. The musicians will play again, if you fall down and worship the image, very good. But if you don't, you will be thrown immediately into a blazing furnace. Then what god will be able to rescue you from my hand?"

Shadrach, Meshach, and Abednego could save their lives if they would worship the image, but they chose to keep on worshiping the LORD and trust Him to take care of their needs.

"O Nabu-kudur-ussur, we do not need to defend ourselves before you in this matter. If we are thrown into the blazing furnace, the God we serve is able to save us from it, and he will rescue us from your hand, O king," they told the king. "But even if he does not, we want you to know, O king, that we will not serve your gods or worship the image of gold."

The king was furious! He ordered the furnace heated seven times hotter than usual (and that must have been very hot, indeed, for the furnaces of Babylonia were known to be heated up to over 1000 degrees F!) Some of his strongest soldiers tied up Shadrach, Meshach and Abednego and threw them into the blazing furnace. The heat from the fire killed the soldiers, but what of Shadrach, Meshach, and Abednego? The king looked in the fire and in amazement at what he saw.

"Look! I see four men walking around in the fire, unbound and unharmed, and the fourth looks like a son of the gods." God had sent an angel—or perhaps Jesus Himself—to protect these men!

King Nabu-kudur-ussur then approached the opening of the blazing furnace and shouted, "Shadrach, Meshach and Abednego, servants of the Most High God, come out! Come here!"

Shadrach, Meshach and Abednego came out of the

fire, and the king's important men crowded around them amazed: the fire had not harmed them at all—not their robes their bodies or even a hair on their head!

Then Nabu-kudurr-usur said, "Praise be to the God of Shadrach, Meshach and Abednego, who has sent his angel and rescued his servants! They trusted in him and were willing to give up their lives rather than serve or worship any god except their own God. Therefore I decree that anyone who speaks against the God of Shadrach, Meshach and Abednego will be punished by me, for no other god can save in this way."

Cracking the Case:

It's time to answer our Case Questions.

1. Whose knees would not bend? Why? Shadrach, Meshach and Abednego's knees. They refused to bow down and worship the king's statue. They would only worship the LORD.

2. What happened because they would not bend? Who did they trust to rescue them? Did he? They were thrown into a fiery furnace to die. The LORD. Yes! He did!

Something for You and Me

Our Bible Truth is:

God Loves His People By Caring For Their Needs

Our Bible Verse is: Psalm 23:1-6

"The LORD is my shepherd, I shall not be in want. He makes me lie down in green pastures, he leads me beside quiet waters, he restores my soul. He guides me in paths of righteousness for His name's sake. Even though I walk through the valley of the shadow of death, I will fear no evil, for you are with me; your rod and your staff, they comfort me. You prepare a table before me in the presence of my enemies. You anoint my head with oil; my cup overflows. Surely goodness and love will follow me all the day of my life, and I will dwell in the house of the LORD forever."

God took care of every one of Shadrach, Meshach and Abednego's needs. By His Holy Spirit He strengthened their hearts to keep worshiping Him alone and to boldly proclaim Him as the one, true God. He took care of their bodies' needs with animal feed. He even rescued them from a fiery death.

But what about you and me? Can we trust God to take care of all our needs, too? If we are God's people—

those who turn away from our sinful ways and trust in Jesus as our Savior—then we, too, can know God will take care of our needs just exactly as is best, every, single day of our lives.

Let's praise God for loving His people and giving them what they need. Let's ask Him to help us, like Shadrach, Meshach and Abednego, to think first of all about honoring the Lord and trusting Him, as our loving Father, to take care of all our needs as He knows best.

Close in prayer.

NOTE

Since this is such a familiar story to most children, I used Babibli, the Babylonian word for Babylon; and Nabu-kudurr-usur, the Babylonian word for Nebuchadnezzar. Feel free to substitute back in the English versions, if you desire.

Closing ACTS Prayer

A God, we praise You for being able to perfectly care for Your people, no matter what.

C God, we confess that many times, like the people of Judah, we choose to rebel against You and Your good ways. We need a Savior!

T God, we thank You for always being with Your people, and always being able to care for their needs.

S God, work in our hearts. Help us to turn away from our sins and trust Jesus as our own Savior. Take care of our needs and help us to trust You and live for You, even when it is very hard.

Special Words

Babylon: A country that captured the lands of many other countries and became one of the greatest empires of ancient times.

Judah: The name for the southern part of Israel, where Jerusalem was.

ACTS PRAYER ACTIVITY

Use this sheet to write down your ACTS Prayer

Instructions:

Use this sheet to help the children apply the Bible Truth into a prayer. You can use the ACTS provided or even better, have the kids think of their own applications. Also have the children add their personal requests to the prayer, too. Lead the children in the prayer or let them pray sections, with your help. Never force a child to pray! Non-readers can participate by you whispering a section of the prayer into their ear and allowing them to pray it aloud for the group.

ADORATION:

God, we praise You for being so perfectly good, wise and powerful to always take care of all Your people's needs in the way that is best.

God, we praise You for being.....

Add your own Adorations:

CONFESSION:

God, we confess that we have worried that You cannot or will not take care of our needs. Confess that we have grumbled about ways that You has taken care of our needs that may be best for us, but that we don't like. We need a Savior!

God, we have sinned against You....

Add your own Confessions:

THANKSGIVING:

Thank You, God for all of our needs that You have taken care of already. Thank You for sending Jesus to take care of the greatest need of we have: forgiveness of sins through Jesus.

God, we thank You for...

Add your own Thanksgivings:

SUPPLICATION:

God, take care of our needs, according to what will bring You the most glory and will be wisest and best for us. Work in our hearts. Help us to turn from our sins and trust in Jesus as our Savior. Help us to love You and know You.

God, we need Your help...

Add your own Supplication:

SNEAKY SNACK

Can you figure out how this snack ties in with our case?

Snack: Eating Animal Feed

Granola-like cereal, or trail mix to represent the animal feed they ate.

This is only a suggestion. Feel free to modify. Be mindful of allergy issues among your children!

Case Tie-in: Daniel, Amaziah, Hananiah and Mishael chose to eat animal feed rather than pay honor to the gods of Babylon by eating the delicious food that had been sacrificed to them.

SOUL FOOD

Food for thought during snack time

1. What does the snack have to do with the story?

Choose a few questions from the other activity discussion sheets to talk about during this snack time.

2.

3.

4.

5.

6.

7.

Directions: Read and discuss Bible Truth, using a FEW of the questions. Play game. Feel free to modify the game to fit your children.

God Loves His People by Caring for Their Needs

God is the most wonderful Father anyone could ever imagine. He is always good; always wise. He loves His children with the deepest of loves. He always takes care of their needs. When we turn from our sins and trust in Jesus as Savior, God becomes our heavenly Father and we become His adopted children.

God's people know that God has already taken care of their greatest need of all: He sent Jesus to die for their sins. When they remember that their loving Father was willing to give up even His own dear Son to save them, they know they can trust Him to take care all the rest of their needs, too.

God delights to hear His people ask Him for what they need; and, He delights to provide them with what they need. He always gives them what He knows is the very best for them.

Understanding the Bible Truth

1. What kind of Father is God? *He is the most wonderful Father anyone could ever imagine: always good; always wise; loves His children with the deepest of loves; always takes care of all their needs.*
2. What is the greatest need we have? How did God take care of it for His people? *To be forgiven their sins so they do not have to face God's eternal wrath and punishment, but can know and enjoy God forever. He took care of this need by sending Jesus to suffer and die as the full payment for their sins.*
3. How do we become God's adopted children and He our Heavenly Father? *By turning from our sins and trusting in Jesus as our own Savior.*
4. Why does thinking about God giving His own Son to save them comfort God's people about His meeting the rest of their needs? *If He was willing to give up His dear Son, who He loves most of all, to take care of their biggest need, surely He will completely take care of all their other lesser needs.*
5. How does God feel about hearing about and providing for His people's needs? What does that mean? *He delights to hear about them and provide for them. That means it brings Him pleasure.*

Bible Truth Story Connection Questions

1. How did God care for Shadrach, Meshach and Abednego's needs? *He reminded them of the prophets' words; gave them strength to do what would honor Him, even if it meant they might be killed; Gave them words to say to the King; made their bodies very strong and their minds quick to learn; rescued them from death.*
2. What did Shadrach, Meshach, and Abednego say to King Nebuchadnezzar that showed they knew God would take care of them in the way that was best? *They told the King they knew the LORD could save them if He wanted to, but if He did not, they would still honor Him, not the image.*

Bible Verse Connection Question

What does our Bible Truth have to do with our **Bible Verse: Psalm 23:1-6**: "The LORD is my shepherd, I shall not be in want. He makes me lie down in green pastures, he leads me beside quiet waters, he restores my soul. He guides me in paths of righteousness for His name's sake. Even though I walk through the valley of the shadow of death, I will fear no evil, for you are with me; your rod and your staff, they comfort me. You prepare a table before me in the presence of my enemies. You anoint my head with oil; my cup overflows. Surely goodness and love will follow me all the days of my life, and I will dwell in the house of the LORD forever."?

The LORD is like a shepherd to His people. He is always with them, caring for their needs and guiding them. There will never be a day when He is not caring for them. Even when they face death, itself, He will be with them. They never need to fear. They can rejoice that even on that day He will take care of them and He will bring them to live with Him forever in heaven.

Life Application Questions

1. What are needs that people have? How does God meet these needs?
2. Has God ever cared for your needs in ways other than what you prayed for/expected? Who do you think He cared for them as He did? *He is all wise and know better than us what will ultimately be best for us.*
3. God loves His people by caring for their needs. How can we become God's people? *By turning away from our sins and trusting in Jesus as our own Savior.*

ACTS Questions

1. What is something we can praise God for from this Bible Truth? *Praise God for being the one true God who is able to take care all of our needs.*

2. What are sins we can confess to God because of this Bible Truth?

We have worried that God won't take care of our needs or can't take care of our needs, even though He has shown us in His Word, the Bible, that He will always take care of the needs of those who turn to Him and trust in Jesus as their Savior. We deserve His punishment! We need a Savior!

Thank God for ways He has taken care of our needs already. *We can thank Him for sending Jesus to take care of the greatest need of His sinful people: forgiveness of sins through Jesus. We can thank Him for sending Jesus to take care of the greatest need of His sinful people: forgiveness of sins through Jesus.*

4. What is something we can ask God for because of this Bible Truth?

We can ask God to take care of our greatest need: the forgiveness of our sins. We can ask Him to work in our hearts that we would want to turn away from disobeying Him and trust in this wonderful Jesus as our own Savior. We can ask Him to take care of other specific needs we/others have in a way that glorifies Him and is good for us.

The Gospel

1. What is every person's greatest need? What has God done to meet that need? What does He call us to do? What is the gospel?

God is the good Creator and King of the world. He made people to worship Him and live by His good laws. But we are all sinners who have rebelled against Him. We all deserve death--God's just, eternal punishment for our sins. How terrible! But God has good news for us. In His great mercy, God sent His Son Jesus to earth to save sinners. Yes, Jesus, the perfect Son of God, left His home in heaven and became a man. He lived the perfect life that pleases God. (He's the only one who has ever done that!) He offered it up to God His Father as the perfect sacrifice for sins when He suffered and died on the cross. Then, on the third day, Jesus rose from the dead in victory. He had fully paid for the sins of God's people, so they wouldn't have to! Now all who turn away from their sins and trust in Jesus as their Savior will receive forgiveness of sins and eternal life with God. They will be His very own special people who will know Him and enjoy Him forever. We can be God's people, too, if we turn from our sins and trust in Jesus as our own Savior.

Game: Beanbag Scramble

Materials

Beanbags, enough for all the children, minus 1
Drum, guitar or just your hands!
Tape
Small bowl or bag
Bible Truth Questions

Preparing the Game

1. Choose 20+ questions for your game from the Bible Truth Discussion Questions, or make up your own.
2. Write the Bible Truth questions on small thin strips of paper (or make a photocopy of the Bible Truth Discussion Questions and simply cut them into strips) and put them in the bag/bowl.

Playing the Game

Beanbags are placed in a circle on the floor, with children forming a circle just outside the beanbags. Tell the children that you will beat a beat on the drum, strum a strum on the guitar, or clap your hands and they are to march to the beat. As the beat gets faster, they march faster. As it gets slower, they march slower, etc. Suddenly stop the music and the children scramble for the beanbags. The child who has no beanbag picks a question for the class to answer.

Game continues as number of questions, time, and attention span allow.

Optional TAKING IT TO OTHERS Activity: Quiz Questions

Have the children choose a few of the questions from the game to ask the parents/other children during TAKING IT TO OTHERS time. Help pre-readers by whispering the question in their ear and letting them ask it aloud to the parents/other children. Make sure you read the Bible verse aloud before you ask your questions.

Directions:

1. Write words to song in large print before class.
2. Play the song for the children, helping them follow along on the song sheet.
3. Discuss the song, using a few questions from the discussion sheet. *Don't use them all!*
4. Introduce sign language for key words of your choice from sign language sheet for your song. Use as few or as many as you think the children can learn.
5. Sing and sign the song. Sign language as well as large format lyrics and sheet music are found in the PFI Unit Songbook or online.
6. If desired, play the Song Game.

Optional TAKING IT TO OTHERS Activity: Presenting and Singing the Song

1. Sing and sign the song, encouraging the watching children/parents to join in.
2. Ask the class some of the questions listed below. The Bible Truth Connection Question is particularly good to help them understand how the song ties in with the Bible Truth.

The King of Love

Verse 1

The King of love my shepherd is,
Whose goodness faileth never.
I nothing lack if I am His
and He is mine forever.

Verse 4

In death's dark vale I fear no ill,
With Thee dear Lord beside me.
Thy rod and staff, my comfort still,
Thy cross before to guide me.

Listen to it on PFI NIV Songs 8, Tracks 13,14

Understanding the Song

1. Who is the "King of Love"? Why is this a good name for Him? *The LORD. He alone rules with pure love in all that He does for His people.*
2. How is the LORD like a shepherd? *He cares and protects His people, as a shepherd cares and protects his sheep.*
3. What is the LORD's goodness like? *It never fails.*
4. What does "I am His and He is mine" mean? *I am one of God's people. He is my Savior.*
5. What will I lack if I am His and He is mine? *Nothing.*
6. How can we become His? *By turning from our sins and trusting in Jesus as our own Savior.*
7. What does "death's dark vale" mean? *A vale is a valley. Sometimes people talk about scary, lonely, hard times being like valleys and good, happy times being like mountain tops. Death can be the scariest, loneliest, hardest time of all.*
8. What does "ill" mean and why don't God's people need to fear it in death's dark vale? *Ill means something evil or bad (not sick). They need fear nothing evil or bad even when they are dying because they know that the LORD is with them, caring for them, helping them and guiding them.*
9. What does a shepherd use a rod and staff for? *Rod: ward off enemies; the staff to rescue a sheep from a pit.*
10. What are God's rod and staff? *Why are they a comfort in death's dark vale? God's protection of His people from evil that will harm them; God's rescuing power. There is no greater enemy than sin and death. God's people know that God has defeated sin and death when Jesus died on the cross for them. He rescued them so they will enjoy wonderful life with Him forever. They do not need to fear death.*
11. How is the cross a guide in death's dark vale? *A guide is something we can look up to know which way to go. God's people think about how Jesus died on the cross and remember that He has saved them from their sins. It guides them to keep trusting God to save them when they die, instead of fearing.*

Bible Truth Connection Question

1. How does this song relate to our **Bible Truth: God Loves His People By Caring For Their Needs**? *God's people praise God for loving them. and, like a good shepherd, for caring for His people's needs totally. They lack nothing; His goodness never fails them; even when facing death, they still fear nothing "ill" because He is with them. He knows God will care for him after death by taking him to heaven to be with Him forever.*

Story Connection Question

1. How does this song relate to our story? *Shadrach, Meshach, and Abednego feared no ill because they knew God was with them. They didn't even lack anything when they ate animal feed instead of food at the king's table. They didn't fear death as they were thrown into the furnace for they knew He was with them.*

Bible Connection Question

1. What does this hymn have to do with our Bible Verse: **Psalm 23:1-6**: "The LORD is my shepherd, I shall not be in want. He makes me lie down in green pastures, he leads me beside quiet waters, he restores my soul. He guides me in paths of righteousness for His name's sake. Even though I walk through the valley of the shadow of death, I will fear no evil, for you are with me; your rod and your staff, they comfort me. You prepare a table before me in the presence of my enemies. You anoint my head with oil; my cup overflows. Surely goodness and love will follow me all the days of my life, and I will dwell in the house of the LORD forever."?

God's people praise God for being the King of love. He is their king who they obey. It is delightful having Him as their king because all that He does comes from His heart of love for them and for the glory of His name. He takes care of them like a good shepherd does his sheep. Sheep are very stupid and need someone to take care all of their needs or else they will die. God does this for His people. They lack nothing; His goodness never fails them; even when facing death, they still fear nothing "ill" because He is with them. God's people know God will care for them after death by taking them to heaven to be with Him forever. We can become God's people when we turn from our sins and trust in Jesus as our Savior.

ACTS Questions

1. What is something we can praise God for from this hymn?

Praise God for being the King of Love who loves and cares for His people perfectly.

2. What are sins we can confess to God from this hymn?

That we have rebellious hearts who many times do not want to follow the LORD, even though He is the good and loving King of the world. We deserve His punishment! We need a Savior!

3. What is something we can thank God for from this hymn? *We can thank God sending Jesus to save His people from their sins. We can thank Him for ways we have seen Him care for our needs, even this past week.*

4. What is something we can ask God for from this hymn?

That God would work in our hearts that we might turn from our sins and trust Jesus as our Savior. We can ask Him to be our shepherd and help us to follow Him all the days of our lives.

Life Application Question

1. How can our lives be affected by the message of this song? *We can praise God for being the Good Shepherd of His people. We can ask Him to make us His people, giving us faith to turn from our sins and trust in Him. We can ask Him to help us to trust Him as the Good Shepherd that He is.*

Gospel Question

1. How can we know God as our King of Love who cares for all our needs? What is the gospel?

God is the good Creator and King of the world. He made people to worship Him and live by His good laws. But we are all sinners who've rebelled against Him. We all deserve death--God's just, eternal punishment for our sins. How terrible! But God has good news for us. In His great mercy, God sent His Son, Jesus to earth as a man to save sinners. He lived the perfect life that pleases God. (He's the only one who's ever done that!) He offered it up to God His Father as the perfect sacrifice for sins when He suffered and died on the cross. Then, on the third day, Jesus rose from the dead in victory. He had fully paid for the sins of God's people, so they wouldn't have to! Now all who turn away from their sins and trust in Jesus as their Savior will receive forgiveness of sins and eternal life with God. They will be His very own special people who will know Him and enjoy Him forever. We can be God's people, too, if we turn from our sins and trust in Jesus as our own Savior.

Song Game: Sign It, Say It, What Does It Mean?

Materials

Sign Language signs used in song, particularly choose words with important meanings you want the children to learn, such as “grace”, “redeem”, etc.

Bag or bowl

Preparing the Game

1. Cut out signs and put in bowl.

Playing the Game

1. Practice the song and signs until the children know them well. Then put all the signs we’ve learned in this bag/ bowl and mix them up.
2. Ask one of the children to choose a sign, but not show it to anyone...but you, if they need some help.
3. Ask the child to do the sign for the rest of the children and see if the other children can guess which one it is. Do the sign with the child, if desired.
4. When the children guess the sign, ask them the meaning of the word. If no one guesses the sign, put it back in the bowl to be picked again.
5. Choose another child to pick a new sign from the bag and continue.

NOTE: You might want to sing the song after you do each word or couple of words.

Game continues as number of questions, time, and attention span allow.

choose a FEW questions for discussion, then choose the game and/or music activity

Meditation Version: Psalm 23:1-6

"The LORD is my shepherd, I shall not be in want. He makes me lie down in green pastures, he leads me beside quiet waters, he restores my soul. He guides me in paths of righteousness for His name's sake. Even though I walk through the valley of the shadow of death, I will fear no evil, for you are with me; your rod and your staff, they comfort me. You prepare a table before me in the presence of my enemies. You anoint my head with oil; my cup overflows. Surely goodness and love will follow me all the days of my life, and I will dwell in the house of the LORD forever."

Shortened Memory/Games Version: Psalm 23:1,6

"The LORD is my shepherd, I shall not be in want...goodness and love will follow me all the day of my life, and I will dwell in the house of the LORD forever."

Understanding the Bible Verse

1. What does a shepherd do for his sheep? *He takes care of their needs and protects them from enemies.*
2. How is the LORD like a shepherd? *He takes care of and protects His people.*
3. What does it mean to be "in want?" *To not have something you need.*
4. Why won't God's people be in want because He is their shepherd? *He is all powerful, all good, all wise. He doesn't just know what they need, but He can always give it to them.*
5. What needs would "green pastures and quiet waters meet for a sheep? *Good food and water for their body. A safe place to rest. The basic needs of life.*
6. What needs of God's people are like green pastures and quiet waters? *What they need to grow and live: food, drink, rest, a home, clothes, love, and other basic needs of life.*
7. What does it mean that God restores His people's souls? *To restore something means to take something weak and tired and make it strong and full of life again, the way it's supposed to be. When our souls are weak in faith, tired in trusting and obeying God, God can make them strong to keep believing and living for Him.*
8. How does God restore our souls? *By His Holy Spirit working in our hearts;; by reading/hearing His Word, the Bible; and by encouraging us through others.*
9. What are paths of righteousness and why does God guide His people in them? *Not a real road we walk on. This is the way to say He guides them in ways to live that please and honor Him. He does this for "His name's sake;" that is, He does it so that when others see us living in ways that please God, it helps them see what God is like and gives them reason to honor Him.*
10. Why is helping God's people walk in the paths of righteousness a way that God cares for them? *God's people want to honor and glorify God in how they live. They know that His ways of righteousness are always the best way to live. By guiding them in them, He is showing them the way to live that will make them happiest (in the long run, if not the short run.)*
11. What is the valley of the shadow of death? How does God help His people there? *Not a real valley we walk through, but a picture of going through something really hard, and that might even lead to death. He is with them; He helps them fear no evil.*
12. What is a rod and staff? What are God's rod and staff? Why are they comforting to God's people? *A rod is a weapon the shepherd uses against the sheep's enemies. A staff is a long stick with a hook on one end that the shepherd uses to rescue the sheep when they fall in a hole, etc.*
13. What does it mean that God prepares a table for His people in the presence of their enemies? *A table is where food is placed for us to eat and be filled up with the food we need to keep on living. An enemy wants to harm us. He wouldn't want us to have the good things we need. This verse is telling us that God promises to always give us what we need, even in the hardest times. Nothing or no one can keep Him from taking care of His people.*
14. What does having our head anointed with oil and our cup overflowing mean? *In Bible times, having your head anointed with oil meant having a bit of oil poured upon it. It was a way of showing someone favor. Having an overflowing cup what a way of saying you will have everything you need. These expressions are ways of saying that God always blesses His people with everything they need and more.*
15. What does it mean for goodness and love to follow you all the days of your life? *Not that they are really walking behind you but that God is always with His people showing them love and goodness in how He cares for their needs every day.*

16. What is the house of the LORD and Why will God's people dwell there forever? *God's house is heaven, where God's presence is and where God's people can have close fellowship with Him. Through faith in Jesus, God's people receive eternal life, which is dwelling with God forever.*

Bible Truth Connection Question

1. What does this verse have to do with the **Bible Truth: God Loves His People By Caring For Their Needs?** *God loves His people and cares for needs completely, just like a good shepherd takes care of his sheep.*

Story Connection Questions

1. How does this verse relate to our story? *God guided Shadrach, Meshach and Abednego in paths of righteousness for His name's sake. They did not fear evil, even as they faced death. They knew God could rescue them and bring them into His house to live forever.*

Life Application Questions

1. If God's goodness and love is with His people all the days of their life, how well do you think God will be meeting their needs? *Perfectly well!*
2. How can we become God's people? *By turning away from our sins and trusting Jesus as our Savior.*

ACTS Questions

1. What is something we can praise God for from this Bible Verse?
Praise God for being the Shepherd of His People, all the days of their lives.
2. What are sins we can confess to God from this Bible Verse?
We have all turned away from God. We act like we do not want Him to be our shepherd. We want to live life our own way. We deserve God's punishment! We need a Savior!
3. What is something we can thank God for from this Bible Verse?
We can thank God for different ways we have seen Him meet our needs. We can thank Him for sending Jesus to meet the greatest need of His people: the forgiveness of sins for all who turn away from disobeying God and trust in Jesus as their own Savior.
4. What is something we can ask God for from this Bible Verse?
We can ask God to work in our hearts that we would want to turn away from disobeying Him and trust in this wonderful Jesus as our own Savior. We can ask Him to be our Shepherd: guide us and care for us, according to His perfect love and wisdom, all the days of our lives.

The Gospel

1. How can we dwell with God forever in heaven? What is the gospel?
God is the good Creator and King of the world. He made people to worship Him and live by His good laws. But we are all sinners who have rebelled against Him. We all deserve death--God's just, eternal punishment for our sins. How terrible! But God has good news for us. In His great mercy, God sent His Son Jesus to earth to save sinners. Yes, Jesus, the perfect Son of God, left His home in heaven and became a man. He lived the perfect life that pleases God. (He's the only one who has ever done that!) He offered it up to God His Father as the perfect sacrifice for sins when He suffered and died on the cross. Then, on the third day, Jesus rose from the dead in victory. He had fully paid for the sins of God's people, so they wouldn't have to! Now all who turn away from their sins and trust in Jesus as their Savior will receive forgiveness of sins and eternal life with God. They will be His very own special people who will know Him and enjoy Him forever. We can be God's people, too, if we turn from our sins and trust in Jesus as our own Savior.

Game: Cross the Raging River

Materials

Bible verse written up in large print so that all can see
Two yardsticks or long pieces of rope

Preparing the Game

Make up some questions about the verse and/or story (use the Bible verse Discussion and Story Review Discussion Questions).

Learning the Verse

Some or all of your children may be non- or early readers. Teach the verse in sections, having them say it after you. Repeat a few times. Add clapping or other movement as they say it.

Directions

1. If desired, lead the children in a discussion of a **FEW** of the most important questions before beginning game.
2. Explain the game to them as follows:
Have the children line up in a straight line behind the leader. Explain to them that there's a river to cross and they get to jump the bank without getting wet. Each child will say the verse and then jump across the two yardsticks/ropes lying next to each other on the floor. After each round, the sticks/ropes will be separated by more space, making it a wider river to jump across. As the river gets wider, some children will not make it but "fall in". Explain to them that they are stuck in the river unless they can answer a question (that you make up) about the Bible verse or the story. Feel free to let a child "stuck in the river" ask another child for a "lifeline" and help them answer their question.

Game continues as time and attention span allow.

Caution: Avoid accidents by not letting the "river" get too wide.

Optional **TAKING IT TO OTHERS** Activity: Quiz Questions

Have the children choose a few of the questions from the game to ask the parents/other children during **TAKING IT TO OTHERS** time. Help pre-readers by whispering the question in their ear and letting them ask it aloud to the parents/other children. Make sure you read the Bible verse aloud before you ask your questions.

Directions:

1. Write words to song in large print before class.
2. Play the song for the children, helping them follow along on the song sheet.
3. Discuss the song, using a few questions from the discussion sheet. *Don't use them all!*
4. Introduce sign language for key words of your choice from sign language sheet for your song. Use as few or as many as you think the children can learn.
5. Sing and sign the song. Sign language as well as large format lyrics and sheet music are found in the PFI Unit Songbook or online.
6. If desired, play the Song Game.

Optional TAKING IT TO OTHERS Activity: Presenting and Singing the Song

1. Sing and sign the song, encouraging the watching children/parents to join in.
2. Ask the class some of the questions listed below. The Bible Truth Connection Question is particularly good to help them understand how the song ties in with the Bible Truth.

The LORD Is My Shepherd

The LORD is my shepherd, I shall not want.
 He makes me lie down in green pastures,
 He leads me beside quiet waters, He restores my soul,
 He guides me in paths of righteousness for His name's sake.
 Even though I walk through the valley of death,
 I will fear no evil, For You are with me,
 Your rod and Your staff they comfort me,
 Surely goodness and mercy will follow me, All of the days of my life,
 And I will dwell in the house of the LORD, forever and ever and ever.
 Psalm Twenty-three, verses one through four, and six.

Listen to it on PFI NIV Songs 8, Track 15

Song Game: Pass the Secret Sign**Materials**

Sign Language signs used in song, particularly choose words with important meanings you want the children to learn, such as "grace", "redeem", etc.

Bag or bowl

Blindfold

Preparing the Game

1. Cut out signs and put in bowl.

Playing the Game

1. Practice the song and signs until the children know them well.
2. Have all the children stand in a tight circle, except one, "It" who will stand in the middle of the circle, blindfolded.
3. Have the children in the circle to put their hands behind their backs. Choose a sign from the bag and hand to a child in the circle, still keeping hands behind their backs, not looking at the sign.
4. When "It" says "Pass the Secret Sign", the children will begin to pass the sign around behind their backs.
5. When "It" says "Stop the Passing!" the child who has the sign freezes with the sign behind his back.
6. The child with the sign brings it around and looks at it. You can help the child practice the sign.
7. Then take the blindfold off of "It", watch the child with the card do the sign, then have "It" guess the name of the sign. (If desired, "It" can ask another child in the circle for help with their guess.)
8. The holder of the sign then becomes "It." Sing the song with all the signs, then repeat.

Directions: Read and discuss Bible Truth, using a FEW of the questions. Play game. Feel free to modify the game to fit your children.

General Story Questions

1. Who were the Israelites worried about? *The enemy kings and their armies that surrounded them.*
2. What did the LORD tell them they needed to do before He would protect them from the enemy armies? *Turn away from idol worship and follow Him again.*
3. What did the LORD tell them would happen when they chose not to turn back to Him? *He would lovingly discipline them by allowing the Babylonians to destroy their lands and carry them off to serve them in Babylon for 70 years, then He would change their hearts by His Spirit and bring them back home.*
4. Why were Daniel, Azariah, Mishael, and Hananiah chosen to go to Babylon? *They were very handsome, smart and from the best families. The King of Babylon wanted to train them to serve him.*
5. Did the Israelites turn back to the LORD or did they keep on worshiping idols? *They kept worshiping idols.*
6. Why did the king change the four men's names? *They all had the name of the LORD in them. He gave them new names with the names of their gods in them. He wanted them to worship them and serve them instead.*
7. What were the four men to learn in their training? *Babylonian literature and language.*
8. Why did the four men not want to eat from the king's table? *Because the food from the king's table would have been offered to their gods and they didn't want to honor their gods that way.*
9. How did God meet the four men's need to learn Babylonian literature and language? *He made them 10 times more knowledgeable than even the wise men the king used already.*
10. How did God bless Nebuchadnezzar? *He allowed him to have many victories.*
11. What did Nebuchadnezzar do to Babylon? *Build it into a great city.*
12. Who did Nebuchadnezzar want to have join him and his people in honoring and worshiping? *All the peoples of all the lands he conquered.*
13. Why didn't Shadrach, Meshach and Abednego bow down? *They worshiped the LORD only.*
14. What did the three men say to King N. when he gave them another chance to bow down? *They said they would only worship the LORD. He could save them from the fires of the furnace if He wanted to.*
15. Did the three men know that God would save them from the fires? *No. They knew He COULD save them, but they trusted that He would save them only if it was best.*
16. How did God help the three men as they went to the furnace? *By His Spirit, He gave them courage to bravely face death. In the furnace, He protected them from the fires completely. He even had angel or maybe even Jesus appear with them in the fire.*

Bible Truth Connection Questions

1. What does this story have to do with our Bible Truth? *Shadrach, Meshach and Abednego chose to worship the LORD and trust He would take care of their needs; and He did.*

Bible Verse Connection Question

1. What does the story have to do with our **Bible Verse: Psalm 23:1-6**: "The LORD is my shepherd, I shall not be in want. He makes me lie down in green pastures, he leads me beside quiet waters, he restores my soul. He guides me in paths of righteousness for His name's sake. Even though I walk through the valley of the shadow of death, I will fear no evil, for you are with me; your rod and your staff, they comfort me. You prepare a table before me in the presence of my enemies. You anoint my head with oil; my cup overflows. Surely goodness and love will follow me all the days of my life, and I will dwell in the house of the LORD forever."?
Daniel, Shadrach, Meshach and Abednego trusted the LORD to be their shepherd who would lead them and take care of them. They did not even fear evil when they faced death in the hot furnace. They knew that the LORD could rescue them and even if He did not, that they would dwell with Him forever.

Life Application Questions

1. Who knows what we need best of all? *God does.*
2. Who can trust that God will completely care for their needs? *God's people—those who have turned from their sins and trusted Jesus as their Savior.*

ACTS Questions

1. What is something we can praise God for being that we learned in our story?

Praise God for being the Great Lover and Savior of His undeserving people.

2. What is something we can confess as sin that we learned in our story?

Confess that many times, like the Israelites, we grumble against God, even though He has treated us so much better than we deserve. We deserve God's punishment. He has given us a Savior!

3. What is something we can thank God for that we learned in our story?

We can thank God for promising to send a Savior to save all those who turn from their sins and trust in Jesus as their Savior.

4. What is something we can ask God for that we learned in our story?

We can ask God to work in our hearts, helping us to turn away from our sins and trust Jesus as our own Savior. We can ask Him to fill our hearts with love for Him and all He has done for His people.

The Gospel

1. Like the Israelites, we are sinners who do not deserve God's love. Is there any hope for us? What is the gospel?

God is the good Creator and King of the world. He made people to worship Him and live by His good laws. But we are all sinners who have rebelled against Him. We all deserve death--God's just, eternal punishment for our sins. How terrible! But God has good news for us. In His great mercy, God sent His Son Jesus to earth to save sinners. Yes, Jesus, the perfect Son of God, left His home in heaven and became a man. He lived the perfect life that pleases God. (He's the only one who has ever done that!) He offered it up to God His Father as the perfect sacrifice for sins when He suffered and died on the cross. Then, on the third day, Jesus rose from the dead in victory. He had fully paid for the sins of God's people, so they wouldn't have to! Now all who turn away from their sins and trust in Jesus as their Savior will receive forgiveness of sins and eternal life with God. They will be His very own special people who will know Him and enjoy Him forever. We can be God's people, too, if we turn from our sins and trust in Jesus as our own Savior.

Game: Go Fish

Materials

Broom stick or pole
String
U-shaped magnet
Paper clips, 1 per question
Construction paper
Scissors
Basket/Pail
Story Review Questions

Preparing the Game

1. Choose 20+ questions for your game from the Story Review Discussion Questions, or make up your own.
2. Cut out fish (different sizes and shapes, if desired), one per question. Write a question on each fish. And assign a point value to each fish based on difficulty. Attach a paper clip to the mouth of each fish. Place the fish in the basket. Attach the magnet to one end of the string and the pole to the other end.

Playing the Game

Divide the children into two teams. Teams will take turns catching fish by hooking them with the magnet and the paper clip. The question is then read to the child/team. A correct answer is worth as many points as is indicated on the fish. If answered incorrectly, the question goes to the other team for a possible one point.

Play continues as questions last, or as time and attention span allow.

Non-competitive Option

Don't split into teams. Have the children take turns catching fish and answering the questions together.

Optional TAKING IT TO OTHERS Activity: Quiz Questions

Have the children choose a few of the questions from the game to ask the parents/other children during TAKING IT TO OTHERS time. Help pre-readers by whispering the question in their ear and letting them ask it aloud to the parents/other children.

CASE REPLAY ACTIVITIES

Use this guide to review the Case Story and act it out for others to enjoy!

CASE REPLAY, JR: YOUNGEST CHILDREN

Description: The children will act out the story together, everyone doing the same action/sound effect at the same time. This activity is most suitable for kindergarteners.

Materials

The Case RePlay, Jr. script for younger children

Preparation

1. Read through the script and write in the blanks along the side possible actions/sound effects the children could do to act it out.

Instructions

1. Tell the children that they will be re-enacting the story together as you tell it.
2. As you read the script, lead the children in actions/sound effects to do with you.
3. If desired, you can read the script and stop at certain sentences and ask them what a good action/sound effect would be to act out what you just read.
4. Repeat the re-enactment one or two times more.

CASE REPLAY, SR: OLDER CHILDREN

Description: The children act out the story as a three-scene play. You will narrate it using the Case RePlay, Sr. script and they will act it out (no spoken words, for the most part), with each child assuming a different character's role. This activity is most suitable for first grade and up. You will review the story, then practice it a few times before performing it for others.

Materials

The Case RePlay, Sr. script
White board or other large format paper
Costumes and props

Preparation

1. Prepare for the play by choosing costumes and props for each character in the story. Decorate the area with any scenery props.
2. Write the words "Beginning," "Middle," "End" on a large piece of paper/whiteboard with plenty of space under each heading. You will use this paper to help the children think about the story as a three-scene play, as it is presented in the script.

Instructions

1. Tell the children that they will get to act out the story as a three-scene play, with a beginning, middle and end section. Tell them that before they can act it out, they need to think it out. as you narrate it with your script.
2. Take the children's answers as they recount the story, helping them put key incidents in the right order.
3. If desired, when they have filled in their Beginning, Middle, End, read through your whole (real) script, so they hear exactly what you will have them act out.
4. Then tell the children that it's time to practice acting out the story.
5. Assign parts to each child. If you are using costumes, do NOT give them out at this point. They will be a distraction.
6. Have all the children sit on the floor or in chairs on one side of the "stage," then call the characters up in place as their part in the story comes.
7. As you read the script, guide the children in where you want them to move or do to act it out.
8. After going through the whole script once, give out any costumes and props and act out the script once or twice more.

Optional TAKING IT TO OTHERS Activity: Re-enacting the Story

Read the script as the children act out together (younger) or assuming different roles (older) as the other children or the parents watch.

CASE REPLAY, JR--YOUNGER KIDS (KINDERGARTEN) P.2

“Welcome to our play! The name of our story is called: The Case of the Unbending Knees.

This is an Old Testament story. It starts out about 600 years before Jesus lived on earth.

And now we present: “The Case of the Unbending Knees.”

Scene 1:

Actions:

Israel was frightened by the powerful kings and armies that surrounded them. Through His prophets the LORD told the people of Israel that He would protect them if they turned away from their idols and obeyed Him again. But if they did not, in love, He would discipline them. He would allow the armies of Babylon to attack them. They would ruin their lands and the Temple. They would take people back to Babylon to serve them for seventy years. Then the LORD would change their hearts by His Holy Spirit and bring them back home to Israel at the end of the seventy years. The people of Israel refused to turn back to the LORD and so, the LORD allowed Prince Nebuchadnezzar’s armies attack to Israel. The land was destroyed. The beautiful things from the Temple were taken and put in Marduk’s temple instead. Many people were taken to Babylon, including the handsomest, smartest young men who were forced to serve the king in Babylon. Among them were Daniel, Azariah, Mishael, and Hananiah.

Scene 2:

Daniel, Azariah, Mishael, and Hananiah and the others were brought to chief official Ashpenaz. They were renamed Belteshazzar, Shadrach, Meshach, and Abednego after the Babylonian gods. They would learn Babylonian literature and language for three years; and, they would receive food from the king’s table. The four men did not like their new names or that they had to learn about Babylon, but they refused to eat food from the king’s table because much of it had been sacrificed to their gods. God helped the four men learn. At the end of three years, King Nebuchadnezzar found they knew ten times more than the rest. He gave them very important jobs in his government.

Scene 3

God blessed Nebuchadnezzar and allowed him to conquer many lands, taking their riches and forcing their people into his service. The king built up Babylon to be a very great city to honor himself and his gods, especially Marduk. The king decided he wanted all the peoples from the other lands to honor him and worship his gods as his people did. He built a 90’ X 9’ golden image and called all the men to stand before it, including Shadrach, Meshach and Abednego. A herald ordered them to bow down before the image when the musical instruments played. Whoever didn’t would be thrown in the furnace. Everyone bowed down, except the three men. God gave them strength to worship Him, not the image. Some astrologers told the king what they had done. He gave the men another chance to bow down, but they did not. They told him that their God would save them from the furnace if He wanted to. The king had the fire made very, very hot. Soldiers took the men and threw them in the furnace. God kept the fire from hurting the men. An angel (or perhaps, it was Jesus!) appeared with them in the fire. When they came out of the fire, the king said that no one should ever speak against the LORD for no other god could save that way.

Bible Truth Tie-In:

The Bible Truth we are learning is: **God Loves His People By Caring For Their Needs.** Shadrach, Meshach and Abednego chose to worship the LORD and trust He would take care of their needs; and He did.

CASE REPLAY, SR--OLDER KIDS (1ST GRADE AND UP) P.3

"Welcome to our play! The name of our story is called: The Case of the Unbending Knees.

This is an Old Testament story. It starts out about 600 years before Jesus lived on earth.

The characters in our story are: King of Edom, the Israelites, Moses, Jesus, Nicodemus, and Joseph of Arimathea

Kings and armies; Prophet Jeremiah; Nebuchadnezzar and army; Daniel, Hananiah, Mishael, Azariah and other young men of Israel; Ashpenaz; Guards; Officials from various countries; Astrologers; and the fourth person in fire (Jesus?).

And now we present: "The Case of the Unbending Knees."

Scene 1: (Beginning)

Israel was frightened by the powerful kings and armies that surrounded them. Through His prophets the LORD told the people of Israel that He would protect them if they turned away from their idols and obeyed Him again. But if they did not, in love, He would discipline them. He would allow the armies of Babylon to attack them. They would ruin their lands and the Temple. They would take people back to Babylon to serve them for seventy years. Then the LORD would change their hearts by His Holy Spirit and bring them back home to Israel at the end of the seventy years. The people of Israel refused to turn back to the LORD and so, the LORD allowed Prince Nebuchadnezzar's armies attack to Israel. The land was destroyed. The beautiful things from the Temple were taken and put in Marduk's temple instead. Many people were taken to Babylon, including the handsomest, smartest young men who were forced to serve the king in Babylon. Among them were Daniel, Azariah, Mishael, and Hananiah.

Scene 2:(Middle)

Daniel, Azariah, Mishael, and Hananiah and the others were brought to chief official Ashpenaz. They were renamed Belteshazzar, Shadrach, Meshach, and Abednego after the Babylonian gods. They would learn Babylonian literature and language for three years; and, they would receive food from the king's table. The four men did not like their new names or that they had to learn about Babylon, but they refused to eat food from the king's table because much of it had been sacrificed to their gods. God helped the four men learn. At the end of three years, King Nebuchadnezzar found they knew ten times more than the rest. He gave them very important jobs in his government.

Scene 3: (End)

God blessed Nebuchadnezzar and allowed him to conquer many lands, taking their riches and forcing their people into his service. The king built up Babylon to be a very great city to honor himself and his gods, especially Marduk. The king decided he wanted all the peoples from the other lands to honor him and worship his gods as his people did. He built a 90' X 9' golden image and called all the men to stand before it, including Shadrach, Meshach and Abednego. A herald ordered them to bow down before the image when the musical instruments played. Whoever didn't would be thrown in the furnace. Everyone bowed down, except the three men. God gave them strength to worship Him, not the image. Some astrologers told the king what they had done. He gave the men another chance to bow down, but they did not. They told him that their God would save them from the furnace if He wanted to. The king had the fire made very, very hot. Soldiers took the men and threw them in the furnace. God kept the fire from hurting the men. An angel (or perhaps, it was Jesus!) appeared with them in the fire. When they came out of the fire, the king said that no one should ever speak against the LORD for no other god could save that way.

Bible Truth Tie-In:

The Bible Truth we are learning is: **God Loves His People By Caring For Their Needs.** Shadrach, Meshach and Abednego chose to worship the LORD and trust He would take care of their needs; and He did.

Shadrach, Meshach and Abednego in the Fiery Furnace

Description

Children will make a picture of Shadrach, Meshach and Abednego in the fiery furnace using colored pencils/markers and tissue paper.

Materials

White Paper or (preferably) Cardstock
Yellow, Red, Orange Tissue Paper
Colored Pencils or Markers
Glue Sticks
Gold Glitter

Preparing the Craft

1. Make a copy of the picture onto white cardstock, 1 per child
2. Use Pattern #1 as guide to cut out tongues of fire from the three different colors of tissue paper.
3. Set out glue sticks and markers.

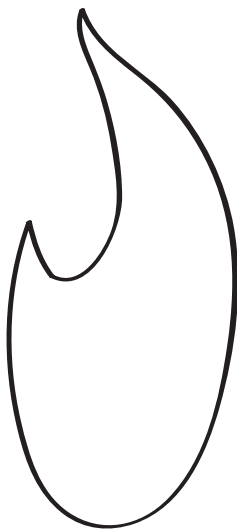
Making the Craft

1. Show the sample of the craft you have made.
2. Have the children color in their pictures.
3. Have the children glue in place the tongues of fire over their pictures.
5. Decorate the "Son of God" with glitter (for glory)

Optional TAKING IT TO OTHERS Activity: Craft Presentation

If you are presenting the craft to other children or parents the children can hold up their crafts (or your model craft) and read their Bible Truth Connection answers to explain the importance of the craft.

Craft Pattern #3: Flame Shape



CASE CRAFT**Discussion Guide****Instructions:**

As the children are settled into making their craft, ask them these questions to help them understand the craft's significance. Use the answers provided to guide the children's answers.

Discussion Questions

1. Where were Shadrach, Meshach and Abednego taken when the armies attacked Jerusalem? *To Babylon to serve King Nebuchadnezzar.*
2. What did King Nebuchadnezzar build in his honor? What did he order all the people to do? *A huge, golden image. Bow down and worship it.*
3. What did the King do to Shadrach, Meshach and Abednego because they wouldn't bow down and worship? *Have them thrown into the fiery furnace to die.*
4. What is the Bible Truth that we are learning? *God Loves His People By Caring For Their Needs .*
5. What does our craft have to do with our Bible Truth: God Loves His People By Caring For Their Needs? *Shadrach, Meshach and Abednego chose to trust God to meet their needs and rescue them as He saw fit rather than to worshiping the image and rescue themselves.*
6. What can this craft help us remember? *It is always best to keep worshiping God and trusting Him to take care of our needs.*


TAKING IT TO OTHERS**Craft Presentation****Instructions:**

Have children hold up your model craft/their crafts. Choose five children (or you say) the five sections below to explain the craft's importance.

Presentation:

1. Our craft is: The Bronze Shadrach, Meshach and Abednego in the Fiery Furnace.
2. In Babylon, King Nebuchadnezzar threw Shadrach, Meshach and Abednego into the fiery furnace because they would not bow down and worship the image he had made.
3. Bible Truth 4 is: God Loves His People By Caring For Their Needs .
4. Shadrach, Meshach and Abednego chose to trust God to meet their needs and rescue them as He saw fit rather than to worshiping the image and rescue themselves.
5. Our craft can help us remember that it is always best to keep worshiping God and trusting Him to take care of our needs.

Note: Even non-readers can participate in presenting the craft, if you will whisper what they are to say in their ear and let them say it aloud for the others to hear.



BEFORE CLASS:**1. PICK YOUR PERSON**

VIPPs can be anyone in your church! Typically, they fall into 6 categories: Church staff, Elders, Deacons/deaconesses, Special Volunteers (people who aren't paid, but spend a lot of time helping out in particular ways), Supported Workers (aka missionaries), and Church Members.

2. GATHER YOUR FACTS

Use the VIPP Information Sheet to write down the facts about your VIPP. The information on this worksheet is used in the VIPP activities, listed in the "Choose an Activity" section below.

DURING THE ACTIVITY:**1. INTRODUCE YOUR VIPP**

Introduce your VIPP to the children, using the VIPP Information Sheet. Fill in a set of VIPP Clue Cards with the information for your VIPP. If desired, you can even have the actual person come into class for the children to meet.

Need help describing what someone does for the church in a kid-friendly way? Check out the list of common VIPPs on the Praise Factory website in the PFI resources. There are lots of kid-friendly descriptions for common VIPP's, such as pastors, elders, deacons and a lot more.

2. PRAY!

Lead the children in praying for the VIPP. Ask the children if they would like to pray for one of the VIPPs prayer requests. Even non-readers can pray for the VIPP if you whisper the prayer request in their ear, then let them say it aloud. Never force a child to pray!

3. CHOOSE AN ACTIVITY

There are two activities you can use to help the children learn about the VIPP:

VIPP Clue Cards: These are nine coloring sheets in which children fill in the nine things they learn about the VIPP from the VIPP Information Sheet. Photocopy a set of each child. Use as few or as many of these Clue Cards as you desire.

VIPP Game: This is a game that uses a set of Clue Cards for one or two VIPPs.

Choose a VIPP and fill in his/her information on the VIPP Information Sheet. Fill in a set of VIPP Clue Cards with the information for your VIPP. Tell the children about the VIPP, having them fill in the VIPP Clue Cards with the key facts as they learn them. Write any words the children need to write on a white-board or other piece of paper so they can see how to spell them. Help younger children write these words on their clue cards. Ideas for how to tell the children about many common VIPPs are listed at praisefactory.org with the resources for this Bible Truth.

Optional TAKING IT TO OTHERS Activity: Introduce and Pray for the VIPP

If you are presenting the VIPP to other children or parents you can assign children to hold up the 10 clue cards and say what each card tells about the VIPP. (Or, you can have the children hold them up as you tell what each one means.) Then lead the children in praying for the VIPP.

Game: Hit the Wall

Materials

Information Sheet for one VIPP

2 Set of Clue Cards

8 8.5" x 11" Manilla Envelopes

Nerf Ball or other soft ball for indoor use

Preparing the Game

1. Fill in one set of clue sheets for the VIPP you are using.
2. Tape the other (blank) set of Clue Cards to the outside of the manilla envelopes.
3. Put the filled-in clue cards in the corresponding envelope.
4. Tape the envelopes to the wall.

Playing the Game

Reveal: Tell the children about the VIPP, showing them your filled-in clue cards as you tell about them.

Review: Have the children take turns trying to hit an envelope with the ball. The teacher (or the child) tells the Clue Card category. The other children try to remember what the VIPP's answer was. Open it up and see if they got it right. If they did, the Clue Card is retired. If not, it can be added back into the Clue Cards to be aimed at.

VIPP INFORMATION SHEET

VIPP NAME:

WHAT VIPP LOOKS LIKE

Man or Woman? _____

Hair color? _____

Eye color? _____

FAVORITE ANIMAL

FAVORITE FOOD

FAVORITE FREE TIME ACTIVITY

WHAT VIPP DOES DURING WEEK

VIPP GROUP OF SERVICE:

Church Member

Deacon

Elder

Church Staff

Special Volunteer

Supported Worker
(Missionary)

3 WAYS VIPP SERVES CHURCH

3 WAYS TO PRAY FOR THE VIPP

BIBLE TRUTH 4, LESSON 2: PLANNER/OVERVIEW

GETTING STARTED: Welcome and Opening Songs (*introduce unit and get kids moving with these songs*)

Welcome to Praise Factory: PFI: Praise Factory Investigators Theme Song *PFI NIV Songs 8, Track 1*

Rules to Help Us Worship God and Love One Another: WoGoLOA Classroom Rules Song
PFI NIV Songs 8, Track 2

Big Question Under Investigation: Big Question 8 Songs *PFI NIV Songs 8, Tracks 3,4*

Big Question Bible Verse: 1 Chronicles 16:34 Song *PFI NIV Songs 8, Track 5*

DIGGING DEEP DOWN: Key Concept and Story (*introduce the Bible Truth and tell the related story*)

Bible Truth 4: God Loves His People By Caring For Their Needs

Bible Truth Hymn: The King of Love, vs.1,4 *PFI NIV Songs 8, Tracks 13,14*

Bible Verse: Psalm 145:9,13,15-17

Bible Verse Song: The LORD Is Good to All *PFI NIV Songs 8, Track 15*

Lesson 2 Story of the Saints: The Case of the Penniless, Rich Man

TAKING ACTION: Response Activities (*choose from among these activities*)

Snack and Discussion Planner: Sick Soup, Cannon Balls and A Hard Mat

ACTS Prayer: Prayer Sheet

Bible Truth Review: Discussion Questions and Game: Storks

Bible Truth Hymn: The King of Love, vs.1,4 *PFI NIV Songs 8, Tracks 13,14*
Song, Sign Language and Song Game: Mimic Me! **PFI NIV Songs 8 BOOK or ONLINE**

Bible Verse Review: Psalm 23:1-6 Discussion Sheet and Game: Duck, Duck, Goose

Bible Verse Song: The LORD Is My Shepherd Psalm 23:1-6 *PFI NIV Songs 8, Track 15*
Song, Sign Language and Song Game: Word Take Away **PFI NIV Songs 8 BOOK or ONLINE**

Story Review: Discussion Questions and Game: Windssock Wall Ball

Case Replay, Jr: Drama Activity for Youngest Children (children do same story actions together)

Case Replay, Sr: Drama Activity for Most Children (children re-tell story with individual parts)

Craft: Dodging Cannon Balls

VIPP (Very Important Prayer Person) Prayer Time: Coloring Sheets (back of book) & Game: Beanbag Toss In

TAKING IT HOME: Take Home Sheet for Review and Family Devotions

PFI Pronto: Bible Truth 4, Lesson 2 **PFI NIV PRONTOS 8 BOOK or ONLINE**

The Case of the Penniless, Rich Man

by

Our story is called:**The Case of the Penniless, Rich Man.****As you listen to the story, see if you can figure out:**

1. Who was the Penniless, Rich Man? How did he choose to be penniless? Why?
2. Who made him rich? How?

This story doesn't take place in Bible times. It starts out in 1837 in Barnsley, England.

James Taylor sat in his library, reading one of Captain Hall's books about China. How amazing it was! It had huge mountains and massive deserts. It had rich soil and wide rivers that flowed through the land and out into the China Sea. The people wore beautiful, shiny fabric woven from worms' silk; and, held colorful holiday parades with flower-covered floats and giant, 100-foot-long dragon puppets that swerved and darted.

But it was what the Chinese worshiped that James was most interested in. Most Chinese people had not seen a Bible or heard of Jesus. In huge temples with tall, pointy roofs in their cities and little worship altars in their homes, they worshiped idols and dead family members who lived before them. They bowed before them before with slender, red, sweet-smelling incense candles in their hands. Sometimes they brought offerings of fruit, pigs and ducks. Sometimes they burned special money called "Hell Bank Notes" that they believed their dead relatives could use in the spirit world. The Chinese treated their gods well, believing that they helped them against evil spirits.

Now James loved the Lord Jesus and knew that only through believing in Him that could anyone be saved from their sins. He wanted someone to go and tell the Chinese people about Jesus. James knew that God had called him to live in Barnsley to work as a chemist and as a pastor, so he prayed for God to send someone else: "Lord, give us a son to go China and tell them the good news of Jesus," James prayed.

Life in China was hard. Only a strong, healthy man could survive there. It would take a great trust in God to take care of his needs. The few missionaries who had already gone to tell the Chinese about Jesus had been hurt or even killed. This was a big prayer that James prayed, but he believed God could answer it.

Two years later, James' wife Amelia gave birth to a little boy, naming him Hudson. Would this be the one to go to China some day? They hoped so.

Hudson grew up quickly. He loved to explore the country around Barnsley and listening to his father read about faraway places. He and his sister especially loved "Peter Parley's Tales of China." They promised each other that they would visit China one day.

You would think that Hudson's parents would have rejoiced at Hudson's love of China. Wasn't this the answer to their prayers? But Hudson's parents didn't rejoice. They had even given up praying this prayer for Hudson. Why? Because Hudson was a sickly child. He was so weak that he couldn't even go to school. If there was one thing that was clear to Mr. and Mrs. Taylor, it was that Hudson would never go to China.

But that's where Mr. and Mrs. Taylor were wrong. Their faith was too small. The Lord was the God who loved His people and who could meet all their needs. Without the Lord, Hudson might just be weak and sickly. But with Him, Hudson could do whatever God wanted him to do...even go to China. So God answered Mr. and Mrs. Taylor's prayers, even though they had stopped praying them.

When Hudson was about fifteen years old, the Holy Spirit began to work in his heart, helping him repent of his sins and trust Jesus as His Savior, then stirring his heart to go to China to tell about Jesus.

"You are too weak to go to China," people told him. But Hudson didn't listen. He remembered God's promise to never leave His people. He trusted that the mighty God who called him to go would provide all he needed. Because of Him, Hudson knew that anything—even China—was possible.

Story-telling Tips

Ahead of time:

1. Read the Bible verses and story. Pray!
2. Create story cue cards on index cards (or highlight text).
3. Practice telling story dramatically, timing your presentation. Shorten, if necessary to fit your allotted time.
4. Decorate area with story props that help bring your story alive.

During your presentation:

1. Maintain as much eye contact as possible as you tell the story. Point to/use props at important points in the story. Include the kids in your story with a few questions about what they think will happen or words/concepts that might be new to them.
2. Watch the kids for signs that their attention span has been reached. Shorten, if necessary.

Hudson began to prepare for serving God in China. He exercised outside a lot to strengthen his body. He slept on a hard mat on the floor. He prayed and studied the Bible, especially the Chinese New Testament. He studied to be a doctor and worked among the poorest people in town, healing them and telling them the good news of Jesus.

Hudson also practiced depending upon God to meet all his needs. "When I go to China, God will often be the only one to take care of me. Before I leave for England, I want to learn to ask God to meet my needs so I will be ready," he thought. He began to ask God directly for help, when he would have asked others--not because it's bad to ask others for help, but so he would be ready for life in China. Every time, Hudson prayed God met his needs, often in amazing ways.

At last it was time for Hudson to go to China. He boarded a ship for China. Six weeks later he arrived in Shanghai. Hudson was overwhelmed. What a big city! How different everyone looked! He could not understand anything they were saying. And he was all alone. All he had was the names of three people who might help him...if he could find them.

"Knock! Knock! Knock!" Hudson banged on the door where the first person was supposed to live. The door opened, but it was not the person he hoped to find. "The man you are looking for died at sea just weeks ago and I can't help you," Hudson was told.

"Knock! Knock! Knock!" Hudson banged on the door where the second person was supposed to live. The door opened, but once again, it wasn't the person he hoped to find. "The man you're looking for moved to America and I can't help you," Hudson was told.

Only the third letter was left. Hudson had little hope that this last man would help him, but he didn't worry. He knew just what to do. It might look like he was all alone, but he was not. He would pray to God and trust Him to meet his needs. And as you can probably guess, the Lord did meet Hudson's need, that very day.

The man named in the last letter led Hudson to some missionaries who gave him food to eat and a room to stay in. And before long, Hudson was out in the streets with the missionaries helping them tell the Chinese people about Jesus. Hudson praised God. Already on

his very first days in China, Hudson had relied on God alone to take care of his needs and God had proven how trustworthy He was!

Those first days in China were only the first of many years in which Hudson needed to trust in God alone to meet his needs. During a terrible war in the city of Shanghai, he had to dodge cannonballs and his house was blown up. As he traveled out in the countryside, he faced angry Chinese who wanted to kill him for telling them to turn from worshiping their gods and dead family members and trust in Jesus as their Savior. Many times he didn't know where his next meal would come from. One time, the man he paid to help him even ran off with his bedding and all his money.

No friends. No family. Time after time, Hudson was left all on his own. But what did Hudson do each time? He didn't worry. He knew just what to do. It might look like he was all alone, but he was not. He would pray to God and trust Him to meet his needs. And so the Lord did--every single time!

Hudson Taylor spent all but six of the next fifty years of his life in China telling the people the good news of Jesus. By the time he died in 1905, he had translated the New Testament into Ningpo Chinese and had helped set up 205 missionary stations with hundreds of missionaries and Chinese Christians working together to tell more Chinese the good news of Jesus. Hundreds gathered together at his funeral on June 3rd in Changsha, China. They loved Hudson and were sad to see him go; yet, that was not all. Mixed in with the sadness there was much rejoicing in Hudson's great God, who had always been faithful to meet his needs. Yes, the Lord had indeed never forsaken him, all the years of his life. And now, the Lord had taken Hudson home to be with Him in heaven where there would be pleasures in His presence forevermore. This would be best of all!

Cracking the Case:

It's time to answer our Case Questions.

1. Who was the Penniless, Rich Man? How did he choose to be penniless? Why?

Hudson Taylor. He chose to ask God in prayer for what he needed in order to grow his trust in God's ability to provide all he needed when he would be all alone in China.

2. Who made him rich? How?

God made him rich. Not rich with a lot of money, but rich by providing everything he needed when he needed it.

Something For You and Me

Our Bible Truth is:

God Loves His People By Caring For Their Needs

Our Bible Verse is: Psalm 23:1-6:

"The LORD is my shepherd, I shall not be in want. He makes me lie down in green pastures, he leads me beside quiet waters, he restores my soul. He guides me in paths of righteousness for His name's sake. Even though I walk through the valley of the shadow of death, I will fear no evil, for you are with me; your rod and your staff, they comfort me. You prepare a table before me in the presence of my enemies. You anoint my head with oil; my cup overflows. Surely goodness and love will follow me all the day of my life, and I will dwell in the house of the LORD forever."

No matter how impossible Hudson Taylor's situation seemed, he chose not to worry, but to trust God to take care of his needs. God never, ever failed him. What a great God is the Lord!

What about you and me? Can we trust God to take care of our needs like He took care of Hudson Taylor's? Yes, we can! If we turn from our sins and trust Jesus as our own Savior, then we will be God's dearly loved people, too. Like Hudson Taylor, we will have nothing to worry about--ever! We know that God will never forsake us or fail us. He will always meet our needs in the way He knows is best.

Let's praise God for His promises to always take care of His people's needs. Let's take our needs to God. Let's ask Him to help us to trust Him as our Savior and make us His people. Let's thank Him for all the ways He has met our needs already.

Close in prayer.

Closing ACTS Prayer

A God, we praise You for being the Provider of all Your people's needs.

C God, we confess that while we know the good news of Jesus and we know Your promises to care for Your people, that many times we choose to not trust that You will take care of us. We need a Savior!

T God, we thank You for always being able to provide for the needs of Your people, even when they cannot see how You will do it.

S God, work in our hearts that we might turn away from our sins and trust in Jesus as our Savior. Give us hearts that trust You with our whole lives and hearts that desire to tell others about Jesus.

ACTS PRAYER ACTIVITY

Use this sheet to write down your ACTS Prayer

Instructions:

Use this sheet to help the children apply the Bible Truth into a prayer. You can use the ACTS provided or even better, have the kids think of their own applications. Also have the children add their personal requests to the prayer, too. Lead the children in the prayer or let them pray sections, with your help. Never force a child to pray! Non-readers can participate by you whispering a section of the prayer into their ear and allowing them to pray it aloud for the group.

ADORATION:

God, we praise You for being so perfectly good, wise and powerful to always take care of all Your people's needs in the way that is best.

God, we praise You for being.....

Add your own Adorations:

CONFESSION:

God, we confess that we have worried that You cannot or will not take care of our needs. Confess that we have grumbled about ways that You has taken care of our needs that may be best for us, but that we don't like. We need a Savior!

God, we have sinned against You....

Add your own Confessions:

THANKSGIVING:

Thank You, God for all of our needs that You have taken care of already. Thank You for sending Jesus to take care of the greatest need of we have: forgiveness of sins through Jesus.

God, we thank You for...

Add your own Thanksgivings:

SUPPLICATION:

God, take care of our needs, according to what will bring You the most glory and will be wisest and best for us. Work in our hearts. Help us to turn from our sins and trust in Jesus as our Savior. Help us to love You and know You.

God, we need Your help...

Add your own Supplication:

SNEAKY SNACK

Can you figure out how this snack relates to the story?

Snack: Sick Soup, Cannon Balls and A Hard Mat

Chicken Soup and crackers "sick soup" like what frail Hudson Taylor might have had to eat a lot of as a child OR malted milk ball "cannon balls" and cheese and cracker "hard mat."

This is only a suggestion. Feel free to modify. Be mindful of allergy issues among your children!

Case Tie-in: Hudson Taylor was a sickly child and did not seem he would grow up to be the kind of man who could go overseas to tell others about Jesus. But the Lord can do in His people and through His people, things that would otherwise be impossible. He strengthened Hudson's body and made him able to go to China. Hudson prepared for the hard life ahead by exercising a lot and practicing living in hard conditions by sleeping on a hard mat instead of a soft featherbed. Hudson Taylor depended upon the Lord to take care of his needs in so many ways while he was in China. He even kept Hudson safe as cannon balls through the air. The Lord provided for his every need and used him to tell many about Jesus.

SOUL FOOD

Food for thought during snack time

1. What does the snack have to do with the story?

Choose a few questions from the other activity discussion sheets to talk about during this snack time.

2.

3.

4.

5.

6.

7.

Directions: Read and discuss Bible Truth, using a FEW of the questions. Play game. Feel free to modify the game to fit your children.

God Loves His People by Caring for Their Needs

God is the most wonderful Father anyone could ever imagine. He is always good; always wise. He loves His children with the deepest of loves. He always takes care of their needs. When we turn from our sins and trust in Jesus as Savior, God becomes our heavenly Father and we become His adopted children.

God's people know that God has already taken care of their greatest need of all: He sent Jesus to die for their sins. When they remember that their loving Father was willing to give up even His own dear Son to save them, they know they can trust Him to take care all the rest of their needs, too.

God delights to hear His people ask Him for what they need; and, He delights to provide them with what they need. He always gives them what He knows is the very best for them.

Understanding the Bible Truth

1. What kind of Father is God? *He is the most wonderful Father anyone could ever imagine: always good; always wise; loves His children with the deepest of loves; always takes care of all their needs.*
2. What is the greatest need we have? How did God take care of it for His people? *To be forgiven their sins so they do not have to face God's eternal wrath and punishment, but can know and enjoy God forever. He took care of this need by sending Jesus to suffer and die as the full payment for their sins.*
3. How do we become God's adopted children and He our Heavenly Father? *By turning from our sins and trusting in Jesus as our own Savior.*
4. Why does thinking about God giving His own Son to save them comfort God's people about His meeting the rest of their needs? *If He was willing to give up His dear Son, who He loves most of all, to take care of their biggest need, surely He will completely take care of all their other lesser needs.*
5. How does God feel about hearing about and providing for His people's needs? What does that mean? *He delights to hear about them and provide for them. That means it brings Him pleasure.*

Bible Truth Story Connection Questions

1. What did Hudson Taylor do in England to practice relying on God to care for his needs? Why did he think he should do this? *He would ask God directly to meet particular needs instead asking first for the help of others. He felt this was good preparation for life in China when he would have to rely daily on God like this.*
2. What are some ways that God cared for Hudson Taylor's needs? *Protected him from being hit by cannon balls; protected him when his house blew up; guided him to a place to stay; protected him from angry Chinese; provided for him when his money and bedding were stolen; etc.*

Bible Verse Connection Question

What does our Bible Truth have to do with our **Bible Verse: Psalm 23:1-6**: "The LORD is my shepherd, I shall not be in want. He makes me lie down in green pastures, he leads me beside quiet waters, he restores my soul. He guides me in paths of righteousness for His name's sake. Even though I walk through the valley of the shadow of death, I will fear no evil, for you are with me; your rod and your staff, they comfort me. You prepare a table before me in the presence of my enemies. You anoint my head with oil; my cup overflows. Surely goodness and love will follow me all the days of my life, and I will dwell in the house of the LORD forever."?

The LORD is like a shepherd to His people. He is always with them, caring for their needs and guiding them. There will never be a day when He is not caring for them. Even when they face death, itself, He will be with them. They never need to fear. They can rejoice that even on that day He will take care of them and He will bring them to live with Him forever in heaven.

Life Application Questions

1. What are needs that people have? How does God meet these needs?
2. Has God ever cared for your needs in ways other than what you prayed for/expected? Who do you think He cared for them as He did? *He is all wise and know better than us what will ultimately be best for us.*
3. God loves His people by caring for their needs. How can we become God's people? *By turning away from our sins and trusting in Jesus as our own Savior.*

ACTS Questions

1. What is something we can praise God for from this Bible Truth? *Praise God for being the one true God who is able to take care all of our needs.*

2. What are sins we can confess to God because of this Bible Truth?

We have worried that God won't take care of our needs or can't take care of our needs, even though He has shown us in His Word, the Bible, that He will always take care of the needs of those who turn to Him and trust in Jesus as their Savior. We deserve His punishment! We need a Savior!

Thank God for ways He has taken care of our needs already. *We can thank Him for sending Jesus to take care of the greatest need of His sinful people: forgiveness of sins through Jesus. We can thank Him for sending Jesus to take care of the greatest need of His sinful people: forgiveness of sins through Jesus.*

4. What is something we can ask God for because of this Bible Truth?

We can ask God to take care of our greatest need: the forgiveness of our sins. We can ask Him to work in our hearts that we would want to turn away from disobeying Him and trust in this wonderful Jesus as our own Savior. We can ask Him to take care of other specific needs we/others have in a way that glorifies Him and is good for us.

The Gospel

1. What is every person's greatest need? What has God done to meet that need? What does He call us to do? What is the gospel?

God is the good Creator and King of the world. He made people to worship Him and live by His good laws. But we are all sinners who have rebelled against Him. We all deserve death--God's just, eternal punishment for our sins. How terrible! But God has good news for us. In His great mercy, God sent His Son Jesus to earth to save sinners. Yes, Jesus, the perfect Son of God, left His home in heaven and became a man. He lived the perfect life that pleases God. (He's the only one who has ever done that!) He offered it up to God His Father as the perfect sacrifice for sins when He suffered and died on the cross. Then, on the third day, Jesus rose from the dead in victory. He had fully paid for the sins of God's people, so they wouldn't have to! Now all who turn away from their sins and trust in Jesus as their Savior will receive forgiveness of sins and eternal life with God. They will be His very own special people who will know Him and enjoy Him forever. We can be God's people, too, if we turn from our sins and trust in Jesus as our own Savior.

Game: Storks

Materials

Three large, but soft balls

Tape

Bible Truth Questions

Preparing the Game

1. Choose 20+ questions for your game from the Bible Truth Discussion Questions, or make up your own.
2. Write the Bible Truth questions on small thin strips of paper (or make a photocopy of the Bible Truth Discussion Questions and simply cut them into strips) and put them in the bag/bowl.

Playing the Game

Divide the children into two teams, each on opposite sides of the room, facing each other. One team is "The Hunters". The other team is "The Storks." The hunters have three balls and they are to stand about twenty feet away from the storks, who are lined up, similarly to ten bowling pins. Storks are to balance on one leg without leaning on anything. They can switch from leg to leg, but must not stand on both at the same time. Read a question to the hunters. If they get it right, then one of the hunters gets three chances (3 balls) to roll the ball at the storks FAIRLY GENTLY and try to get them to put their other foot down. The Hunters score as many points as storks who lost their balance and put their foot down. Sides get switched when all the Hunters have had a turn: or, when they have been stumped by a question.

Game continues as number of questions, time, and attention span allow.

Non-competitive Option

Set a target number of points for the whole group. Challenge the children to see how many turns it takes score the target number of points. Once the target has been reached, start the game over and see how many turns it takes to reach the target the second time.

Optional TAKING IT TO OTHERS Activity: Quiz Questions

Have the children choose a few of the questions from the game to ask the parents/other children during TAKING IT TO OTHERS time. Help pre-readers by whispering the question in their ear and letting them ask it aloud to the parents/other children. Make sure you read the Bible verse aloud before you ask your questions.

Directions:

1. Write words to song in large print before class.
2. Play the song for the children, helping them follow along on the song sheet.
3. Discuss the song, using a few questions from the discussion sheet. *Don't use them all!*
4. Introduce sign language for key words of your choice from sign language sheet for your song. Use as few or as many as you think the children can learn.
5. Sing and sign the song. Sign language as well as large format lyrics and sheet music are found in the PFI Unit Songbook or online.
6. If desired, play the Song Game.

Optional TAKING IT TO OTHERS Activity: Presenting and Singing the Song

1. Sing and sign the song, encouraging the watching children/parents to join in.
2. Ask the class some of the questions listed below. The Bible Truth Connection Question is particularly good to help them understand how the song ties in with the Bible Truth.

The King of Love

Verse 1

The King of love my shepherd is,
Whose goodness faileth never.
I nothing lack if I am His
and He is mine forever.

Verse 4

In death's dark vale I fear no ill,
With Thee dear Lord beside me.
Thy rod and staff, my comfort still,
Thy cross before to guide me.

Listen to it on PFI NIV Songs 8, Tracks 13,14

Understanding the Song

1. Who is the "King of Love"? Why is this a good name for Him? *The LORD. He alone rules with pure love in all that He does for His people.*
2. How is the LORD like a shepherd? *He cares and protects His people, as a shepherd cares and protects his sheep.*
3. What is the LORD's goodness like? *It never fails.*
4. What does "I am His and He is mine" mean? *I am one of God's people. He is my Savior.*
5. What will I lack if I am His and He is mine? *Nothing.*
6. How can we become His? *By turning from our sins and trusting in Jesus as our own Savior.*
7. What does "death's dark vale" mean? *A vale is a valley. Sometimes people talk about scary, lonely, hard times being like valleys and good, happy times being like mountain tops. Death can be the scariest, loneliest, hardest time of all.*
8. What does "ill" mean and why don't God's people need to fear it in death's dark vale? *Ill means something evil or bad (not sick). They need fear nothing evil or bad even when they are dying because they know that the LORD is with them, caring for them, helping them and guiding them.*
9. What does a shepherd use a rod and staff for? *Rod: ward off enemies; the staff to rescue a sheep from a pit.*
10. What are God's rod and staff? *Why are they a comfort in death's dark vale? God's protection of His people from evil that will harm them; God's rescuing power. There is no greater enemy than sin and death. God's people know that God has defeated sin and death when Jesus died on the cross for them. He rescued them so they will enjoy wonderful life with Him forever. They do not need to fear death.*
11. How is the cross a guide in death's dark vale? *A guide is something we can look up to know which way to go. God's people think about how Jesus died on the cross and remember that He has saved them from their sins. It guides them to keep trusting God to save them when they die, instead of fearing.*

Bible Truth Connection Question

1. How does this song relate to our **Bible Truth: God Loves His People By Caring For Their Needs**? *God's people praise God for loving them. and, like a good shepherd, for caring for His people's needs totally. They lack nothing; His goodness never fails them; even when facing death, they still fear nothing "ill" because He is with them. He knows God will care for him after death by taking him to heaven to be with Him forever.*

Story Connection Question

1. How does this song relate to our story? *Hudson Taylor practiced trusting God to care for his needs. Even when time after time he had no idea how his needs would be met, God's goodness never failed and he lacked nothing. God provided for him all the length of his days and when he died he went to praise God in His heavenly "house" forever.*

Bible Connection Question

1. What does this hymn have to do with our Bible Verse: **Psalm 23:1-6**: "The LORD is my shepherd, I shall not be in want. He makes me lie down in green pastures, he leads me beside quiet waters, he restores my soul. He guides me in paths of righteousness for His name's sake. Even though I walk through the valley of the shadow of death, I will fear no evil, for you are with me; your rod and your staff, they comfort me. You prepare a table before me in the presence of my enemies. You anoint my head with oil; my cup overflows. Surely goodness and love will follow me all the days of my life, and I will dwell in the house of the LORD forever."?

God's people praise God for being the King of love. He is their king who they obey. It is delightful having Him as their king because all that He does comes from His heart of love for them and for the glory of His name. He takes care of them like a good shepherd does his sheep. Sheep are very stupid and need someone to take care all of their needs or else they will die. God does this for His people. They lack nothing; His goodness never fails them; even when facing death, they still fear nothing "ill" because He is with them. God's people know God will care for them after death by taking them to heaven to be with Him forever. We can become God's people when we turn from our sins and trust in Jesus as our Savior.

ACTS Questions

1. What is something we can praise God for from this hymn?

Praise God for being the King of Love who loves and cares for His people perfectly.

2. What are sins we can confess to God from this hymn?

That we have rebellious hearts who many times do not want to follow the LORD, even though He is the good and loving King of the world. We deserve His punishment! We need a Savior!

3. What is something we can thank God for from this hymn? *We can thank God sending Jesus to save His people from their sins. We can thank Him for ways we have seen Him care for our needs, even this past week.*

4. What is something we can ask God for from this hymn?

That God would work in our hearts that we might turn from our sins and trust Jesus as our Savior. We can ask Him to be our shepherd and help us to follow Him all the days of our lives.

Life Application Question

1. How can our lives be affected by the message of this song? *We can praise God for being the Good Shepherd of His people. We can ask Him to make us His people, giving us faith to turn from our sins and trust in Him. We can ask Him to help us to trust Him as the Good Shepherd that He is.*

Gospel Question

1. How can we know God as our King of Love who cares for all our needs? What is the gospel?

God is the good Creator and King of the world. He made people to worship Him and live by His good laws. But we are all sinners who've rebelled against Him. We all deserve death--God's just, eternal punishment for our sins. How terrible! But God has good news for us. In His great mercy, God sent His Son, Jesus to earth as a man to save sinners. He lived the perfect life that pleases God. (He's the only one who's ever done that!) He offered it up to God His Father as the perfect sacrifice for sins when He suffered and died on the cross. Then, on the third day, Jesus rose from the dead in victory. He had fully paid for the sins of God's people, so they wouldn't have to! Now all who turn away from their sins and trust in Jesus as their Savior will receive forgiveness of sins and eternal life with God. They will be His very own special people who will know Him and enjoy Him forever. We can be God's people, too, if we turn from our sins and trust in Jesus as our own Savior.

Song Game: Mimic Me!

Materials

Sign Language
Song

Preparing the Game

None.

Playing the Game

1. Practice the song and signs until the children know them well. Choose a person to be the leader and let them decide upon an action for everyone to do as they sing the song, such as jump on one foot, etc.
2. Sing the song while doing the chosen action.
3. Select another child to be the leader.
4. If desired, you can choose a different action for different important words in the song, such as jump on one foot when you sing the word "grace", but clap your hands when you sing the word "Jesus". Ask the children the meaning of each of the words before adding in their action.

Game continues as number of questions, time, and attention span allow.

choose a FEW questions for discussion, then choose the game and/or music activity

Meditation Version: Psalm 23:1-6

"The LORD is my shepherd, I shall not be in want. He makes me lie down in green pastures, he leads me beside quiet waters, he restores my soul. He guides me in paths of righteousness for His name's sake. Even though I walk through the valley of the shadow of death, I will fear no evil, for you are with me; your rod and your staff, they comfort me. You prepare a table before me in the presence of my enemies. You anoint my head with oil; my cup overflows. Surely goodness and love will follow me all the days of my life, and I will dwell in the house of the LORD forever."

Shortened Memory/Games Version: Psalm 23:1,6

"The LORD is my shepherd, I shall not be in want...goodness and love will follow me all the day of my life, and I will dwell in the house of the LORD forever."

Understanding the Bible Verse

1. What does a shepherd do for his sheep? *He takes care of their needs and protects them from enemies.*
2. How is the LORD like a shepherd? *He takes care of and protects His people.*
3. What does it mean to be "in want?" *To not have something you need.*
4. Why won't God's people be in want because He is their shepherd? *He is all powerful, all good, all wise. He doesn't just know what they need, but He can always give it to them.*
5. What needs would "green pastures and quiet waters meet for a sheep? *Good food and water for their body. A safe place to rest. The basic needs of life.*
6. What needs of God's people are like green pastures and quiet waters? *What they need to grow and live: food, drink, rest, a home, clothes, love, and other basic needs of life.*
7. What does it mean that God restores His people's souls? *To restore something means to take something weak and tired and make it strong and full of life again, the way it's supposed to be. When our souls are weak in faith, tired in trusting and obeying God, God can make them strong to keep believing and living for Him.*
8. How does God restore our souls? *By His Holy Spirit working in our hearts;; by reading/hearing His Word, the Bible; and by encouraging us through others.*
9. What are paths of righteousness and why does God guide His people in them? *Not a real road we walk on. This is the way to say He guides them in ways to live that please and honor Him. He does this for "His name's sake;" that is, He does it so that when others see us living in ways that please God, it helps them see what God is like and gives them reason to honor Him.*
10. Why is helping God's people walk in the paths of righteousness a way that God cares for them? *God's people want to honor and glorify God in how they live. They know that His ways of righteousness are always the best way to live. By guiding them in them, He is showing them the way to live that will make them happiest (in the long run, if not the short run.)*
11. What is the valley of the shadow of death? How does God help His people there? *Not a real valley we walk through, but a picture of going through something really hard, and that might even lead to death. He is with them; He helps them fear no evil.*
12. What is a rod and staff? What are God's rod and staff? Why are they comforting to God's people? *A rod is a weapon the shepherd uses against the sheep's enemies. A staff is a long stick with a hook on one end that the shepherd uses to rescue the sheep when they fall in a hole, etc.*
13. What does it mean that God prepares a table for His people in the presence of their enemies? *A table is where food is placed for us to eat and be filled up with the food we need to keep on living. An enemy wants to harm us. He wouldn't want us to have the good things we need. This verse is telling us that God promises to always give us what we need, even in the hardest times. Nothing or no one can keep Him from taking care of His people.*
14. What does having our head anointed with oil and our cup overflowing mean? *In Bible times, having your head anointed with oil meant having a bit of oil poured upon it. It was a way of showing someone favor. Having an overflowing cup what a way of saying you will have everything you need. These expressions are ways of saying that God always blesses His people with everything they need and more.*
15. What does it mean for goodness and love to follow you all the days of your life? *Not that they are really walking behind you but that God is always with His people showing them love and goodness in how He cares for their needs every day.*

16. What is the house of the LORD and Why will God's people dwell there forever? *God's house is heaven, where God's presence is and where God's people can have close fellowship with Him. Through faith in Jesus, God's people receive eternal life, which is dwelling with God forever.*

Bible Truth Connection Question

1. What does this verse have to do with the **Bible Truth: God Loves His People By Caring For Their Needs?** *God loves His people and cares for needs completely, just like a good shepherd takes care of his sheep.*

Story Connection Questions

1. How does this verse relate to our story? *Hudson Taylor learned to trust God through many valleys of the shadow of death in China: when dodging cannonballs, having no friends, facing angry Chinese and having his money and bedding stolen. Every time, God took care of him completely. There was not a day in his life when God's goodness and love did not follow him.*

Life Application Questions

1. If God's goodness and love is with His people all the days of their life, how well do you think God will be meeting their needs? *Perfectly well!*
2. How can we become God's people? *By turning away from our sins and trusting Jesus as our Savior.*

ACTS Questions

1. What is something we can praise God for from this Bible Verse?
Praise God for being the Shepherd of His People, all the days of their lives.
2. What are sins we can confess to God from this Bible Verse?
We have all turned away from God. We act like we do not want Him to be our shepherd. We want to live life our own way. We deserve God's punishment! We need a Savior!
3. What is something we can thank God for from this Bible Verse?
We can thank God for different ways we have seen Him meet our needs. We can thank Him for sending Jesus to meet the greatest need of His people: the forgiveness of sins for all who turn away from disobeying God and trust in Jesus as their own Savior.
4. What is something we can ask God for from this Bible Verse?
We can ask God to work in our hearts that we would want to turn away from disobeying Him and trust in this wonderful Jesus as our own Savior. We can ask Him to be our Shepherd: guide us and care for us, according to His perfect love and wisdom, all the days of our lives.

The Gospel

1. How can we dwell with God forever in heaven? What is the gospel?
God is the good Creator and King of the world. He made people to worship Him and live by His good laws. But we are all sinners who have rebelled against Him. We all deserve death--God's just, eternal punishment for our sins. How terrible! But God has good news for us. In His great mercy, God sent His Son Jesus to earth to save sinners. Yes, Jesus, the perfect Son of God, left His home in heaven and became a man. He lived the perfect life that pleases God. (He's the only one who has ever done that!) He offered it up to God His Father as the perfect sacrifice for sins when He suffered and died on the cross. Then, on the third day, Jesus rose from the dead in victory. He had fully paid for the sins of God's people, so they wouldn't have to! Now all who turn away from their sins and trust in Jesus as their Savior will receive forgiveness of sins and eternal life with God. They will be His very own special people who will know Him and enjoy Him forever. We can be God's people, too, if we turn from our sins and trust in Jesus as our own Savior.

Game: Duck, Duck, Goose

Materials

Bible verse written up in large print so that all can see

Preparing the Game

None.

Learning the Verse

Some or all of your children may be non- or early readers. Teach the verse in sections, having them say it after you. Repeat a few times. Add clapping or other movement as they say it.

Directions

1. If desired, lead the children in a discussion of a **FEW** of the most important questions before beginning game.

2. Explain the game to them as follows:

Have the children sit in a circle, cross-legged on the floor. Choose a child to be "it". "It" will walk around behind the seated children, tapping each one on the head, the whole group recites the verse, saying one word for each head tap. The child whose head is the last one to be tapped must get up and chase "It", hoping to tag "It" before "It" can get around the circle and sit down in the open spot in the circle. If the child does tag "It" then he may take his place in the circle. If not, then the new child is "It." Repeat as frequently as desired.

Game continues until all children are out; or, as time and attention span allow.

Optional TAKING IT TO OTHERS Activity: Quiz Questions

Have the children choose a few of the questions from the game to ask the parents/other children during TAKING IT TO OTHERS time. Help pre-readers by whispering the question in their ear and letting them ask it aloud to the parents/other children. Make sure you read the Bible verse aloud before you ask your questions.

Directions:

1. Write words to song in large print before class.
2. Play the song for the children, helping them follow along on the song sheet.
3. Discuss the song, using a few questions from the discussion sheet. *Don't use them all!*
4. Introduce sign language for key words of your choice from sign language sheet for your song. Use as few or as many as you think the children can learn.
5. Sing and sign the song. Sign language as well as large format lyrics and sheet music are found in the PFI Unit Songbook or online.
6. If desired, play the Song Game.

Optional TAKING IT TO OTHERS Activity: Presenting and Singing the Song

1. Sing and sign the song, encouraging the watching children/parents to join in.
2. Ask the class some of the questions listed below. The Bible Truth Connection Question is particularly good to help them understand how the song ties in with the Bible Truth.

The LORD Is My Shepherd

The LORD is my shepherd, I shall not want.
 He makes me lie down in green pastures,
 He leads me beside quiet waters, He restores my soul,
 He guides me in paths of righteousness for His name's sake.
 Even though I walk through the valley of death,
 I will fear no evil, For You are with me,
 Your rod and Your staff they comfort me,
 Surely goodness and mercy will follow me, All of the days of my life,
 And I will dwell in the house of the LORD, forever and ever and ever.
 Psalm Twenty-three, verses one through four, and six.

Listen to it on PFI NIV Songs 8, Track 15

Song Game: Word Take Away

Materials

Sign Language Signs and Song
 White board and marker
 Eraser

Preparing the Game

1. Write the words to the song on a white board.

Playing the Game

1. After children have learned the song and signs well, then tell the children that you are going to leave out words from the song (that you've learned signs for) and just do the sign in its place.
2. Have the children help you choose a word to take out. Erase the word from the board. Review the sign the for erased word.
3. Sing the song, trying to remember to NOT sing the word and do only the sign.
4. Continue to take out words until all of the words (with signs) have been taken out.

Game continues as number of questions, time, and attention span allow.

STORY REVIEW

Directions: Read and discuss Bible Truth, using a FEW of the questions. Play game. Feel free to modify the game to fit your children.

General Story Questions

1. Why did Mr. Taylor want his son to go to China? *Because he read about all the people who did not know Jesus and he knew only through Jesus they could be saved from their sins.*
2. What was Hudson like as a boy? *He liked to explore the countryside around Barnsley. He liked to listen to Peter Parley's book about China. He was very frail and had to be taught at home because he was too sickly to go to school with the others.*
3. Why did Mr. and Mrs. Taylor stop praying for Hudson to go to China? *They thought he was too sickly to go.*
4. Why was Hudson able to go to China, even though his parents thought he couldn't? *Because God is able to do anything. He could meet all of Hudson's needs.*
5. What did Hudson do to prepare his body for China? *Exercised outside a lot. Slept on hard mattress and did without many comforts. Started eating only what he thought they would have in China.*
6. How did Hudson prepare his mind for China? *He studied the Bible and medicine. He learned some Chinese.*
7. How did Hudson prepare his heart for China? *He prayed and read the Bible a lot. He practiced relying directly on God to meet his needs.*
8. How did Hudson use what he was learning to help people in England? *He told them the good news of Jesus; he helped the poor and sick.*
9. What happened when Hudson arrived in China so that he had to immediately depend on God? *The people he was going to live with had either moved away or died; he didn't know the language very well. It was cold and he had no place to stay.*
10. What are some other times when Hudson had to rely upon God to take care of his needs? *Cannonballs exploding around him and his house is bombed; money and bedding stolen; angry Chinese who want to hurt him for telling them to stop worshiping their gods and dead family members.*
11. When Hudson Taylor died, why were people sad? *They loved him and would miss him.*
12. Why were people rejoicing at his funeral? *Because they had seen how faithful God had been to him to take care of all his needs; and, because they knew Hudson was now in God's Presence where he would enjoy God forever.*

Bible Truth Connection Questions

1. What does this story have to do with our Bible Truth? *Hudson Taylor had to depend only on God to meet his needs many times. Every single time, God took care of him.*

Bible Verse Connection Question

1. What does the story have to do with our **Bible Verse: Psalm 23:1-6**: "The LORD is my shepherd, I shall not be in want. He makes me lie down in green pastures, he leads me beside quiet waters, he restores my soul. He guides me in paths of righteousness for His name's sake. Even though I walk through the valley of the shadow of death, I will fear no evil, for you are with me; your rod and your staff, they comfort me. You prepare a table before me in the presence of my enemies. You anoint my head with oil; my cup overflows. Surely goodness and love will follow me all the days of my life, and I will dwell in the house of the LORD forever."?

With no family or friends to help him, Hudson Taylor knew that he would have to depend upon the LORD to be his shepherd in great ways in China. And in no way was Hudson disappointed. Time after time, he saw the LORD provide for his needs in amazing ways. Even in times of great danger, Hudson feared no evil, for he knew that the LORD was with him.

Life Application Questions

1. Is it wrong for us to ask others to meet our needs? Should we just ask God like Hudson did so often? *No. It is not wrong at all! God gave us people who love us and care for us as part of His taking care of our needs. We must remember that God was preparing Hudson to go to a place where he had no family and friends to help him. Hudson wanted to practicing depending directly upon God because he knew that was what he would have to do much of the time.*
2. Does God care for His people's needs by always giving them just what they ask for? Why not? *No. Many times God's people don't know what is really best for them. God is all wise and all good. He always knows what is the best way to care for their needs and He only gives that to them.*
3. How can we become God's people and know His care for our needs? *By turning away from our sins and trusting in Jesus as our own Savior.*

ACTS Questions

1. What is something we can praise God for being that we learned in our story?

Praise God for being the Provider of all His people's needs.

2. What is something we can confess as sin that we learned in our story?

Confess that while we know the good news of Jesus and we know God's promises to care for His people, that many times we choose to not trust God to care for us. We deserve God's punishment. We need a Savior!

3. What is something we can thank God for that we learned in our story?

We can thank God always being able to provide for the needs of His people, even when they cannot see how He might possibly do it.

4. What is something we can ask God for that we learned in our story?

We can ask God to work in our hearts, helping us to turn away from our sins and trust Jesus as our own Savior. We can ask Him to give us hearts that trust Him with our lives and hearts that desire to tell others about Jesus.

The Gospel

1. What is the good news of Jesus that Hudson shared with the people of Barnsley and of China? What is the gospel?

God is the good Creator and King of the world. He made people to worship Him and live by His good laws. But we are all sinners who have rebelled against Him. We all deserve death--God's just, eternal punishment for our sins. How terrible! But God has good news for us. In His great mercy, God sent His Son Jesus to earth to save sinners. Yes, Jesus, the perfect Son of God, left His home in heaven and became a man. He lived the perfect life that pleases God. (He's the only one who has ever done that!) He offered it up to God His Father as the perfect sacrifice for sins when He suffered and died on the cross. Then, on the third day, Jesus rose from the dead in victory. He had fully paid for the sins of God's people, so they wouldn't have to! Now all who turn away from their sins and trust in Jesus as their Savior will receive forgiveness of sins and eternal life with God. They will be His very own special people who will know Him and enjoy Him forever. We can be God's people, too, if we turn from our sins and trust in Jesus as our own Savior.

Game: Windssock Wall Ball

Materials

Small ball such as a tennis ball, Nerf or foam ball
 The bottom half of a pantyhose leg
 16 sheets of variously colored construction paper
 Paper and marker
 Masking Tape
 Story Review Questions or other story review questions

Preparing the Game

1. Choose 20+ questions for your game from the Story Review Discussion Questions, or make up your own.
2. Make a windssock ball by placing the ball in the pantyhose leg and tying a knot right above the ball.
3. Choose three different point values for questions and write each value on three sheets of the construction paper. On the last four sheets draw a question mark shape. Tape these sheets of paper to the wall (or on the floor, if no wall is available) in the shape of a square, mixing up all of the point values. Make a shooting line with the masking tape.

Playing the Game

Divide the children into two teams and have them line up at the throw line. Ask a child from Team A to come up to the throw line. Hand him the windssock ball and let him throw it at the point cards on the wall. If he hits a point value, then the leader reads a Story Review question to his team. If they answer it correctly, they get the points. If not, then Team B can get the points for a correct answer. If he hits a star instead of a point value, then Team B gets to think up a question to ask Team A. If Team A gets it right, then they get double the highest point value on the board. If Team B stumps them—and can answer the question, themselves—then THEY get the double point value.

Play then resumes as the first player for Team B throws the windssock ball. Read him one of the statements and ask him to give his answer: true, false, not in the story by throwing the ball into the basket with the right answer card on it. If correct, then he scores 2 points for his team. If incorrect or accidentally goes into the wrong basket, the statement is read to the first person in line for the other team. If he tosses the ball into the right basket, then he scores one point for his team.

Play continues until everyone gets a chance to toss the windssock ball, as Story Review questions last; or, as time and attention span allow.

Non-competitive Option

Don't split into teams. Have the children take turns throwing the ball and answering the questions together. Tally up the points as a group number.

Optional TAKING IT TO OTHERS Activity: Quiz Questions

Have the children choose a few of the questions from the game to ask the parents/other children during TAKING IT TO OTHERS time. Help pre-readers by whispering the question in their ear and letting them ask it aloud to the parents/other children.

CASE REPLAY ACTIVITIES

Use this guide to review the Case Story and act it out for others to enjoy!

CASE REPLAY, JR: YOUNGEST CHILDREN

Description: The children will act out the story together, everyone doing the same action/sound effect at the same time. This activity is most suitable for kindergarteners.

Materials

The Case RePlay, Jr. script for younger children

Preparation

1. Read through the script and write in the blanks along the side possible actions/sound effects the children could do to act it out.

Instructions

1. Tell the children that they will be re-enacting the story together as you tell it.
2. As you read the script, lead the children in actions/sound effects to do with you.
3. If desired, you can read the script and stop at certain sentences and ask them what a good action/sound effect would be to act out what you just read.
4. Repeat the re-enactment one or two times more.

CASE REPLAY, SR: OLDER CHILDREN

Description: The children act out the story as a three-scene play. You will narrate it using the Case RePlay, Sr. script and they will act it out (no spoken words, for the most part), with each child assuming a different character's role. This activity is most suitable for first grade and up. You will review the story, then practice it a few times before performing it for others.

Materials

The Case RePlay, Sr. script

White board or other large format paper

Costumes and props

Preparation

1. Prepare for the play by choosing costumes and props for each character in the story. Decorate the area with any scenery props.
2. Write the words "Beginning," "Middle," "End" on a large piece of paper/whiteboard with plenty of space under each heading. You will use this paper to help the children think about the story as a three-scene play, as it is presented in the script.

Instructions

1. Tell the children that they will get to act out the story as a three-scene play, with a beginning, middle and end section. Tell them that before they can act it out, they need to think it out. as you narrate it with your script.
2. Take the children's answers as they recount the story, helping them put key incidents in the right order.
3. If desired, when they have filled in their Beginning, Middle, End, read through your whole (real) script, so they hear exactly what you will have them act out.
4. Then tell the children that it's time to practice acting out the story.
5. Assign parts to each child. If you are using costumes, do NOT give them out at this point. They will be a distraction.
6. Have all the children sit on the floor or in chairs on one side of the "stage," then call the characters up in place as their part in the story comes.
7. As you read the script, guide the children in where you want them to move or do to act it out.
8. After going through the whole script once, give out any costumes and props and act out the script once or twice more.

Optional TAKING IT TO OTHERS Activity: Re-enacting the Story

Read the script as the children act out together (younger) or assuming different roles (older) as the other children or the parents watch.

CASE REPLAY, JR--YOUNGER KIDS (KINDERGARTEN) P.2

Welcome to our play! The name of our story is: The Case of the Penniless, Rich Man.

Our story starts out in 1837 in Barnsley, England.

And now we present: "The Case of the Penniless, Rich Man."

Scene 1:

Mr. James Taylor read a lot about China. He prayed that if he has a son one day that God would send him to China to tell the Chinese people about Jesus. Two years later, Hudson is born. James and his wife prayed that this baby boy would grow up to go to China one day. As a boy, Hudson loved to explore the countryside and to listen to his father read about China. Both Hudson and his sister hoped to go there one day. But Hudson's parents longer prayed this for their son. Hudson was very sickly. They couldn't imagine the he could ever be well enough to go to China. But his parents are wrong. God can do anything. When Hudson was fifteen, he trusted Jesus as his Savior. Soon afterwards, he felt certain God was calling him to go to China. But how?

Actions:

Scene 2:

Hudson prepared in many ways for China. He exercised outside a lot to make his body strong. He got rid of his mattress and slept on a hard mat. He prayed and studied the Bible. He learned medicine. He helped the poor and sick in Barnsley and told them about Jesus. He knew he would have to rely only on God in China with no family and friends to help him. He decided to practice this in England by praying to God to directly meet his needs. God did every time. He provided him with money when he didn't have any. He even prompted Hudson's boss to pay him when he forgot.

Scene 3:

At last Hudson sailed to China. He did have to depend on God right away. He didn't know the language well. The people he wanted to live with were dead or had moved away. He was glad he had learned to depend on God alone. God meet all his needs. He guided him to some missionaries who took care of him. Hudson had to depend on God many times in his years in China. He protected him from flying cannonballs and his house bombed; He meet his needs when all his bedding and money were stolen and when angry Chinese wanted to hurt him. All but six of the next 50 years Hudson worked in China and God always meet all his needs. When he died in 1905 in Changsha, he had translated the New Testament into Ningpo Chinese and opened 205 mission stations where hundreds of missionaries and Chinese worked to tell other Chinese about Jesus. Hundreds came to his funeral. They were sad to lose him, but rejoiced in God for always taking care of his needs; and, for bringing him into His wonderful Presence to enjoy Him forever.

Bible Truth Tie-In:

The Bible Truth we are learning is: **God Loves His People By Caring For Their Needs** . Hudson Taylor had to depend only on God to meet his needs many times. Every single time, God took care of him.

CASE REPLAY, SR--OLDER KIDS (1ST GRADE AND UP) P.3

Welcome to our play! The name of our story is called: The Case of the Penniless, Rich Man.

Our story starts out in 1837 in Barnsley, England.

The characters in our story are: Mr. and Mrs. James Taylor, Hudson Taylor and his sister; Poor, sick people in Barnsley; The Dumfries; Chinese people; Missionaries; and the Chinese helper

And now we present: "The Case of the Penniless, Rich Man."

Scene 1: (Beginning)

Mr. James Taylor read a lot about China. He prayed that if he has a son one day that God would send him to China to tell the Chinese people about Jesus. Two years later, Hudson is born. James and his wife prayed that this baby boy would grow up to go to China one day. As a boy, Hudson loved to explore the countryside and to listen to his father read about China. Both Hudson and his sister hoped to go there one day. But Hudson's parents longer prayed this for their son. Hudson was very sickly. They couldn't imagine the he could ever be well enough to go to China. But his parents are wrong. God can do anything. When Hudson was fifteen, he trusted Jesus as his Savior. Soon afterwards, he felt certain God was calling him to go to China. But how?

Scene 2: (Middle)

Hudson prepared in many ways for China. He exercised outside a lot to make his body strong. He got rid of his mattress and slept on a hard mat. He prayed and studied the Bible. He learned medicine. He helped the poor and sick in Barnsley and told them about Jesus. He knew he would have to rely only on God in China with no family and friends to help him. He decided to practice this in England by praying to God to directly meet his needs. God did every time. He provided him with money when he didn't have any. He even prompted Hudson's boss to pay him when he forgot.

Scene 3: (End)

At last Hudson sailed to China. He did have to depend on God right away. He didn't know the language well. The people he wanted to live with were dead or had moved away. He was glad he had learned to depend on God alone. God meet all his needs. He guided him to some missionaries who took care of him. Hudson had to depend on God many times in his years in China. He protected him from flying cannonballs and his house bombed; He meet his needs when all his bedding and money were stolen and when angry Chinese wanted to hurt him. All but six of the next 50 years Hudson worked in China and God always meet all his needs. When he died in 1905 in Changsha, he had translated the New Testament into Ningpo Chinese and opened 205 mission stations where hundreds of missionaries and Chinese worked to tell other Chinese about Jesus. Hundreds came to his funeral. They were sad to lose him, but rejoiced in God for always taking care of his needs; and, for bringing him into His wonderful Presence to enjoy Him forever.

Bible Truth Tie-In:

The Bible Truth we are learning is: **God Loves His People By Caring For Their Needs** . Hudson Taylor had to depend only on God to meet his needs many times. Every single time, God took care of him.

Dodging Cannon Balls

Description

Children will make a pipe cleaner "Hudson Taylor" and clay cannonballs landing around him.

Materials

Ten pipe cleaners per child: 4 brown; 2 black; 1 white

Small Giggly eyes

Black clay, a small handful per child

Cardstock, poster board or other stiff paper, approx. 8" X 11" per child

Glue

Preparing the Craft

1. Cut one of the brown pipe cleaners in half for each child.
2. Set out supplies

Making the Craft

1. Show the sample of the craft you have made.

Hudson Taylor:

1. Take one of the brown pipe cleaners and bend it into an inverted V-shape.
2. Twist together the two ends several winds, leaving a little loop in the bend of the V. This will be his body and legs.
3. Coil another brown pipe cleaner around a pencil until it is completely curled. Remove from pencil.
4. Slide the coil the first pipe cleaner and center the second curled pipe cleaner over the twisted part of the first one. This makes Hudson's torso.
5. Slide another brown through the small loop. These are his arms. Twist a loop in each end to make hands.
6. Take the white pipe cleaner and wrap it around your thumb. Take it off your thumb and bunch the coils together. This is the head. Take one end of the coil and twist it around the loop through which you inserted the arms to secure it in place.
7. Wrap the black pipe cleaner around the top of the white head pipe cleaner to make a cap.
8. Twist a foot-sized loop on each end of his legs for feet.
9. Glue giggly eyes onto head.
10. Make a mound out of the black clay and firmly press Hudson's feet into it, then press onto the cardstock.

Cannonballs:

1. Shape bits of remaining black clay into round cannonballs. Press firmly onto cardstock around Hudson.

Optional TAKING IT TO OTHERS Activity: Craft Presentation

If you are presenting the craft to other children or parents the children can hold up their crafts (or your model craft) and read their Bible Truth Connection answers to explain the importance of the craft.

CASE CRAFT**Discussion Guide****Instructions:**

As the children are settled into making their craft, ask them these questions to help them understand the craft's significance. Use the answers provided to guide the children's answers.

Discussion Questions

1. In what city did Hudson Taylor have to dodge cannonballs? *In Shanghai.*
2. What could have happened to Hudson? *He easily could have been hurt or even killed if a cannonball hit him.*
3. What helped Hudson as he dodged the cannonballs?
He kept depending upon the Lord to protect him. Hudson knew that the Lord could even protect him from being hit by the cannonballs.
4. What is Bible Truth that we are learning?
God Loves His People By Caring For Their Needs .
5. What does our craft have to do with our Bible Truth: God Loves His People By Caring For Their Needs ?
Hudson Taylor spent much of his life trusting God alone to meet his needs. Every time, God took care of him, many times saving him from dying.
6. What can our craft help us remember?
Even when our very lives are in danger, we know that God still can take care of all our needs.

TAKING IT TO OTHERS**Craft Presentation****Instructions:**

Have children hold up your model craft/their crafts. Choose five children (or you say) the five sections below to explain the craft's importance.

Presentation:

1. Our craft is: Dodging Cannon Balls.
2. In Shanghai, Hudson Taylor trusted God to take care of him even when dodging cannonballs, because he knew that God alone could save his life.
3. Our Bible Truth is: God Loves His People By Caring For Their Needs .
4. Hudson Taylor spent much of his life trusting God alone to meet his needs. Every time, God took care of him, many times saving him from dying.
5. Our craft can help us remember that even when our very lives are in danger, we know that God still can take care of all our needs.

Note: Even non-readers can participate in presenting the craft, if you will whisper what they are to say in their ear and let them say it aloud for the others to hear.

BEFORE CLASS:**1. PICK YOUR PERSON**

VIPPs can be anyone in your church! Typically, they fall into 6 categories: Church staff, Elders, Deacons/deaconesses, Special Volunteers (people who aren't paid, but spend a lot of time helping out in particular ways), Supported Workers (a.k.a. missionaries), and Church Members.

2. GATHER YOUR FACTS

Use the VIPP Information Sheet to write down the facts about your VIPP. The information on this worksheet is used in the VIPP activities, listed in the "Choose an Activity" section below.

DURING THE ACTIVITY:**1. INTRODUCE YOUR VIPP**

Introduce your VIPP to the children, using the VIPP Information Sheet. Fill in a set of VIPP Clue Cards with the information for your VIPP. If desired, you can even have the actual person come into class for the children to meet.

Need help describing what someone does for the church in a kid-friendly way? Click on the list of common VIPPs and how to describe what they do to kids. See if your VIPP is one of these. It may save you some time.

2. PRAY!

Lead the children in praying for the VIPP. Ask the children if they would like to pray for one of the VIPPs prayer requests. Even non-readers can pray for the VIPP if you whisper the prayer request in their ear, then let them say it aloud. Never force a child to pray!

3. CHOOSE AN ACTIVITY

There are two activities you can use to help the children learn about the VIPP:

VIPP Clue Cards: These are 9 coloring sheets in which children fill in the 9 things they learn about the VIPP from the VIPP Information Sheet. Photocopy a set of each child. Use as few or as many of these Clue Cards as you desire.

VIPP Game: This is a game that uses a set of Clue Cards for one or two VIPPs.

Choose a VIPP and fill in his/her information on the VIPP Information Sheet. Fill in a set of VIPP Clue Cards with the information for your VIPP. Tell the children about the VIPP, having them fill in the VIPP Clue Cards with the key facts as they learn them. Write any words the children need to write on a white-board or other piece of paper so they can see how to spell them. Help younger children write these words on their clue cards. Ideas for how to tell the children about many common VIPPs are listed at praisefactory.org with the resources for this Bible Truth.

Optional TAKING IT TO OTHERS Activity: Introduce and Pray for the VIPP

If you are presenting the VIPP to other children or parents you can assign children to hold up the 10 clue cards and say what each card tells about the VIPP. (Or, you can have the children hold them up as you tell what each one means.) Then lead the children in praying for the VIPP.

Game: Beanbag Toss In

Materials

Information for one VIPP

2 Sets of Clue Cards

8 Letter-sized Envelopes or folders

Bean Bag(s), one per child

Tape

Preparing the Game

1. Fill in one set of clue sheets for the VIPP you are using.
2. Tape the other (blank) set of Clue Cards to the outside of the manilla envelopes.
3. Put the filled-in clue cards in the corresponding envelope.
4. Tape each down to the floor, fairly close together.

Playing the Game

Reveal: Tell the children about the VIPP, showing them your filled-in clue cards as you tell about them.

Review: At your signal, have the children take toss their bean bags onto the envelopes. Then one that has the most bean bags on it./near it is the one you will open. (The children may have fun taking turns designating one as the target before tossing.) The teacher (or the child) tells the Clue Card category. The other children try to remember what the VIPP's answer was. Open it up and see if they got it right. If they did, the Clue Card is retired. If not, it can be added back into the Clue Cards to be tossed at.

VIPP INFORMATION SHEET

VIPP NAME:

WHAT VIPP LOOKS LIKE

Man or Woman? _____

Hair color? _____

Eye color? _____

FAVORITE ANIMAL

FAVORITE FOOD

FAVORITE FREE TIME ACTIVITY

WHAT VIPP DOES DURING WEEK

VIPP GROUP OF SERVICE:

Church Member

Deacon

Elder

Church Staff

Special Volunteer

Supported Worker
(Missionary)

3 WAYS VIPP SERVES CHURCH

3 WAYS TO PRAY FOR THE VIPP

BIBLE TRUTH 4, LESSON 3: PLANNER/OVERVIEW

GETTING STARTED: Welcome and Opening Songs (*introduce unit and get kids moving with these songs*)

Welcome to Praise Factory: PFI: Praise Factory Investigators Theme Song *PFI NIV Songs 8, Track 1*

Rules to Help Us Worship God and Love One Another: WoGoLOA Classroom Rules Song
PFI NIV Songs 8, Track 2

Big Question Under Investigation: Big Question 8 Songs *PFI NIV Songs 8, Tracks 3,4*

Big Question Bible Verse: 1 Chronicles 16:34 Song *PFI NIV Songs 8, Track 5*

DIGGING DEEP DOWN: Key Concept and Story (*introduce the Bible Truth and tell the related story*)

Bible Truth 4: God Loves His People By Caring For Their Needs

Bible Truth Hymn: The King of Love, vs.1,4 *PFI NIV Songs 8, Tracks 13,14*

Bible Verse: Psalm 23:1-6

Bible Verse Song: The LORD Is My Shepherd *PFI NIV Songs 8, Track 15*

Lesson 3 New Testament: The Case of the Two Needy Men *2 Peter*

TAKING ACTION: Response Activities (*choose from among these activities*)

Snack and Discussion Planner: The Houses of Rome in Flames

ACTS Prayer: Prayer Sheet

Bible Truth Review: Discussion Questions and Game: Silly Grand March

Bible Truth Hymn: The King of Love, vs.1,4 *PFI NIV Songs 8, Tracks 13,14*
Song, Sign Language and Song Game: Big Voice, Little Voice **PFI NIV Songs 8 BOOK or ONLINE**

Bible Verse Review: Psalm 23:1-6 Discussion Sheet and Game: Mr. Freezie Ball

Bible Verse Song: The LORD Is My Shepherd Psalm 23:1-6 *PFI NIV Songs 8, Track 15*
Song, Sign Language and Song Game: Sign It, Say It, What Does It Mean? **PFI NIV Songs 8 BOOK or ONLINE**

Story Review: Discussion Questions and Game: Obstacle Course Quiz

Case Replay, Jr: Drama Activity for Youngest Children (children do same story actions together)

Case Replay, Sr: Drama Activity for Most Children (children re-tell story with individual parts)

Craft: Walls of Gold and Jewels

VIPP (Very Important Prayer Person) Prayer Time: Coloring Sheets (back of book) & Game: Hot and Cold Hide

TAKING IT HOME: Take Home Sheet for Review and Family Devotions

PFI Pronto: Bible Truth 4, Lesson 3 **PFI NIV Prontos 8 BOOK or ONLINE**

The Case of the Two Needy Men *2 Peter* by Connie Dever

Our story is: The Case of the Two Needy Men.
As you listen to the story, see if you can figure out:

1. Who were the two needy men? Who did they rely upon to get what they needed?
2. Which one only truly had all his needs met? Why?

This story takes place in New Testament times, in Rome, when Nero was Caesar. This was about thirty years after Jesus died on the cross, rose from the dead and went back to heaven.

Apparently Caesar Nero wasn't that much to look at. He had a head of blond curls, but weak, blue eyes and a lot of acne. He had a big belly and bad body odor, too! No, Caesar Nero certainly wasn't much to look at—or even smell—but when he entered the room, people bowed. And when he wanted something, he got it. Caesar Nero was a man who took care of his own needs—no matter what.

Nero had his mother Agrippina to thank for much of the good things he enjoyed. She was the one who had Caesar Claudius adopt Nero and choose him to be the next Caesar over his own son, Britannicus. Agrippina also had the great teacher Seneca brought from exile to teach Nero philosophy, science, Latin and how to run a government. And it was she who had her husband Caesar Claudius killed with poisoned mushrooms so Nero would be crowned emperor over the Roman Empire at just age sixteen.

As Caesar, Nero became proud. He didn't need his mother or Seneca anymore. He was the most powerful man in the world. He could get whatever he wanted—and he wanted a lot! He wanted a magnificent, new palace, surrounded by woods, parks, zoos, waterfalls and fountains. He wanted a lake big enough to sail ships on it; and a market, an outdoor theatre, a big workout center (called a gymnasium) and a luxurious bathhouse with steamy salt and spring water for Nero and his guests to enjoy.

He would name the palace Domus Aurea: the Golden Palace. It would have walls decorated in gold, silver, jewels and fine paintings. One dining room would have sprinklers in the ceiling that sprayed perfume down upon the guests. Another would have a ceiling painted

with the sun, moon, stars, and planets that would rotate in keeping with the time of day or night.

Most incredible of all would be the 120-foot-high (about as tall as a ten-story building) bronze statue of himself that he would place at the palace's entrance. After all, shouldn't he be honored as Nero the Great: king over the Roman Empire? Provider for its millions' of people?

But there was a problem with Nero's palace plans. There was no place in Rome to put it! It would take up hundreds of acres, and the city was already dangerously crowded. Hundreds of thousands of people squeezed into shabby houses built along dark, narrow passageways that were more like tunnels than streets.

But remember. Nero was a man used to meeting his own needs. He would find a way to get what he wanted. What if something was to happen to get rid of all those dark streets swarming with life...too much life, some might say? Think what beautiful, wide streets and new buildings could be built there instead! It certainly would be much healthier for the people and whose to say there wouldn't be space left over for Nero's dream palace?

Just a thought of Nero's...or perhaps a plan? No one knows for sure. But somehow, on July 19th 64 A.D., a fire broke out in some shops at one end of the Circus Maximus—the huge sports arena—in Rome. The fire lasted nine days, destroying two-thirds of the city. About half a million people lost everything.

What a caring emperor Nero seemed in those days after the fire. He put shelters in his own gardens to house them and he brought in low-cost corn so all could afford to eat. He offered sacrifices to the Roman gods asking them to help the people hurt by the fire.

Story-telling Tips

Ahead of time:

1. Read the Bible verses and story. Pray!
2. Create story cue cards on index cards (or highlight text).
3. Practice telling story dramatically, timing your presentation. Shorten, if necessary to fit your allotted time.
4. Decorate area with story props that help bring your story alive.

During your presentation:

1. Maintain as much eye contact as possible as you tell the story. Point to/use props at important points in the story. Include the kids in your story with a few questions about what they think will happen or words/concepts that might be new to them.
2. Watch the kids for signs that their attention span has been reached. Shorten, if necessary.

But even as Nero did these good things, the people began to say that Nero had set the fire on purpose. And when he began to build Domus Aurea where the fire had been, the people were sure they were right. Many hated him. Some wanted to kill him.

But don't forget: Nero was the man who took care of his own needs. He knew what to do about these rumors. He would blame the fire on someone else. Someone most Romans hated already: the Christians.

"Those Christians! They're the ones who started that fire!" Nero lied. "They refuse to worship the emperor and the Roman gods. They say their God will judge Rome for its sinful ways. They hate Romans. That's why they started this fire!" he told the people.

The people believed Nero's lies. They didn't like the Christians and their strange beliefs. They rejoiced as Nero sent bands of soldiers to gather up the Christians and send them to their death. Some were dipped in wax; some were thrown to the lions; some were burned alive; still others were crucified. Nero, the man who could meet all his needs, had done it again. He sat in his palace in satisfaction. He had turned people's angry from him to the Christians.

The apostle Peter was in Rome when Nero's great persecution of the Christians began. He had come there to encourage the Roman believers in their faith when the great fire broke out. He had not been arrested during those first, terrible days when so many Christians lost their lives; but, he was not to be spared forever. Nero sent out soldiers to arrest more Christians and captured Peter. At last! One of the Christians' greatest leaders would soon be dead! The Romans must have thought.

Great leader! Ha! Peter couldn't be more unlike Nero, the great Roman leader. Peter was poor. He had no armies. He was helpless to take care of his own needs, let alone others. And what about this Jesus who Peter worshiped? He was supposed to be the Son of God who paid for God's people's sins while He died on the cross, then rose from the grave, in victory over death. But if Jesus really was the Son of God, where was He now when Peter and the rest of the Christians were in such great need? Dead and gone...the Romans believed.

But Peter knew the truth. So did the other believers.

It looked like Jesus had left them all alone; but He had not. He DID reign in heaven. He DID have power to take care of God's people's needs. He was taking care of them right then. His Holy Spirit was working in their hearts, giving them courage and reminding them of Jesus' promises to them. Promises like: "I am the Resurrection and the Life. He who believes in Me will live, even though he dies; and whoever lived and believes in Me will never die." And, "Surely I am with you always, to the very end of the age."

No. Peter didn't fear. Perhaps he had no way to take care of his needs, but he knew God did. God would be with him, helping him to the very end.

But Peter didn't just think of himself in these last days of his life. He thought of the other Christians spread throughout Asia Minor. They struggled, too. They had teachers who taught them lies about God. They had enemies who made fun of them and even hurt them for believing in Jesus. Peter wanted to encourage them to keep to keep on believing in God and trusting that He would take care of all their needs, too.

So Peter turned to his friend Silvanus who was with him. "Silvanus, write down one last letter for me."

Getting out a scroll, Silvanus wrote as Peter spoke: "From Peter, a servant and apostle of Jesus Christ, To you who through our God and Savior Jesus Christ have received faith in God. May God fill you with His peace and grace through Jesus!" Peter urged them. "Don't be afraid or discouraged. Keep living for Jesus. Remember that His divine power has given us everything we need for life and godliness. He has given us His very great and precious promises. Keep growing in goodness, and in knowing God and His Word. If you do, you will receive a rich welcome into the eternal kingdom of our Lord and Savior Jesus Christ. Jesus has made it clear that soon I will die and go to be with Him. I'm sending you this letter so you will always remember these things when I am gone," Peter said.

Peter spoke these words and many others. When he finished, he said to Silvanus, "Give this to the Christians in Asia Minor." Silvanus promised he would.

Peter died soon after. Soldiers tied up his hands and took him to a cross to die. Some say Peter asked to be crucified upside, feeling unworthy to die the same way

as His Savior Jesus had. No one knows for sure. But we do know that God was with Peter, either upside down or right side up, as he died on that cross. And, we know that by His divine power, the God who gave Peter everything he needed for life and for godliness, gave him everything he needed to die for Him, too. And best of all, we know that when Peter's suffering was over, his spirit went to be with Jesus in heaven. There at last, he knew the fullest delight any person can ever know: life in God's presence: rich and full and indescribably wonderful forever. Yes. God had taken care of all his needs--this man who seemed to have nothing.

Cracking the Case:

It's time to answer our Case Questions.

1. Who were the two needy men? Who did they rely upon to get what they needed? Nero and Peter. Nero relied upon himself. Peter relied upon Jesus.

2. Who looked like he had all his needs met? Who truly had all his needs met? Why? Nero seemed to get everything he wanted. But only Peter truly had all his needs met. Jesus gave him everything he needed to live the life God wanted him to live. And, Jesus also gave Peter forgiveness of sins and eternal life. Sadly, Nero never did.

Something For You and Me

Our Bible Truth is:

God Loves His People By Caring For Their Needs

Our Bible Verse is: Psalm 23:1-6

"The LORD is my shepherd, I shall not be in want. He makes me lie down in green pastures, he leads me beside quiet waters, he restores my soul. He guides me in paths of righteousness for His name's sake. Even though I walk through the valley of the shadow of death, I will fear no evil, for you are with me; your rod and your staff, they comfort me. You prepare a table before me in the presence of my enemies. You anoint my head with oil; my cup overflows. Surely goodness and love will follow me all the day of my life, and I will dwell in the house of the LORD forever."

Do you wonder what happened to Nero, the man who thought he could take care of his own needs? In the years after Peter died, Nero's plans fell apart. Nero thought persecuting and killing Christians would put an end to belief in Jesus; but instead, it led to many Romans hearing the good news of Jesus and believing. They saw God's divine power at work in them, giving them courage to keep confessing Jesus as their Savior

even as they suffered terribly and died. "Surely someone could die like this only if what they say about Jesus is true," they thought.

But this was the least of Nero's problems. The Roman people completely turned against him. They made plans to kill him. In the end, Nero killed himself before someone else did. Domus Aurea was abandoned. The beautiful grounds were divided up and his magnificent palace was allowed to crumble. His head was removed from the 120 feet bronze statue.

Worst of all, when Nero died, he died in his sins, having never repented and trusted in Jesus as his Savior. The man who though he could take care of his own needs, didn't take care of any of his real needs at all. How very sad!

What about you and me? Who are we like? Are we like Nero? Have we tried to take care of our self and have nothing to do with God? Or, like Peter, have we trusted Jesus to save us from our sins and to take care of all our needs? If we are like Nero, the wonderful news is it is not too late! Even today we can turn from our sins and trust Jesus as our own Savior. He promises to forgive us and make us God's very own, dearly loved people. And if we do, we can know that no matter what we go through God has given us His divine power to give us everything we need for life and godliness.

Let's praise God for His wonderful promises to always take care of all His people's needs. Let's ask Him to fill us with His divine power that we might have everything we need for life and godliness to the praise of His glory! *Close in prayer.*

Closing ACTS Prayer

A God, we praise You for being the Provider for Your people's every need, even when facing death.

C God, we confess that many times, like Nero, we are selfish and greedy. We think about what we want and forget You and Your good ways. We need a Savior!

T God, we thank You for promising to always give Your people the power they need to endure even the hardest things, such as persecution and death.

S God, work in our hearts! Help us to turn from our sins and trust in Jesus as our Savior. Change our hearts so that we are not greedy and selfish like Nero, but are people who love You and live for You.

ACTS PRAYER ACTIVITY

Use this sheet to write down your ACTS Prayer

Instructions:

Use this sheet to help the children apply the Bible Truth into a prayer. You can use the ACTS provided or even better, have the kids think of their own applications. Also have the children add their personal requests to the prayer, too. Lead the children in the prayer or let them pray sections, with your help. Never force a child to pray! Non-readers can participate by you whispering a section of the prayer into their ear and allowing them to pray it aloud for the group.

ADORATION:

God, we praise You for being so perfectly good, wise and powerful to always take care of all Your people's needs in the way that is best.

God, we praise You for being.....

Add your own Adorations:

CONFESSION:

God, we confess that we have worried that You cannot or will not take care of our needs. Confess that we have grumbled about ways that You has taken care of our needs that may be best for us, but that we don't like. We need a Savior!

God, we have sinned against You....

Add your own Confessions:

THANKSGIVING:

Thank You, God for all of our needs that You have taken care of already. Thank You for sending Jesus to take care of the greatest need of we have: forgiveness of sins through Jesus.

God, we thank You for...

Add your own Thanksgivings:

SUPPLICATION:

God, take care of our needs, according to what will bring You the most glory and will be wisest and best for us. Work in our hearts. Help us to turn from our sins and trust in Jesus as our Savior. Help us to love You and know You.

God, we need Your help...

Add your own Supplication:

SNEAKY SNACK

Can you figure out how this snack ties in with our case?

Snack: The Houses of Rome in Flames

Candy corn or red fruit roll up “fire” flaming up out of graham cracker/wheat thin “houses of Rome”

This is only a suggestion. Feel free to modify. Be mindful of allergy issues among your children!

Case Tie-in: Nero was willing to lie and hurt others terribly, just to take care of his own needs. He set fire to a large part of Rome in order to make room to build a huge palace for himself. He was willing to falsely blame this on the Christians in order to get himself out of trouble.

SOUL FOOD

Food for thought during snack time

1. What does the snack have to do with the story?

Choose a few questions from the other activity discussion sheets to talk about during this snack time.

2.

3.

4.

5.

6.

7.

Directions: Read and discuss Bible Truth, using a FEW of the questions. Play game. Feel free to modify the game to fit your children.

God Loves His People by Caring for Their Needs

God is the most wonderful Father anyone could ever imagine. He is always good; always wise. He loves His children with the deepest of loves. He always takes care of their needs. When we turn from our sins and trust in Jesus as Savior, God becomes our heavenly Father and we become His adopted children.

God's people know that God has already taken care of their greatest need of all: He sent Jesus to die for their sins. When they remember that their loving Father was willing to give up even His own dear Son to save them, they know they can trust Him to take care all the rest of their needs, too.

God delights to hear His people ask Him for what they need; and, He delights to provide them with what they need. He always gives them what He knows is the very best for them.

Understanding the Bible Truth

1. What kind of Father is God? *He is the most wonderful Father anyone could ever imagine: always good; always wise; loves His children with the deepest of loves; always takes care of all their needs.*
2. What is the greatest need we have? How did God take care of it for His people? *To be forgiven their sins so they do not have to face God's eternal wrath and punishment, but can know and enjoy God forever. He took care of this need by sending Jesus to suffer and die as the full payment for their sins.*
3. How do we become God's adopted children and He our Heavenly Father? *By turning from our sins and trusting in Jesus as our own Savior.*
4. Why does thinking about God giving His own Son to save them comfort God's people about His meeting the rest of their needs? *If He was willing to give up His dear Son, who He loves most of all, to take care of their biggest need, surely He will completely take care of all their other lesser needs.*
5. How does God feel about hearing about and providing for His people's needs? What does that mean? *He delights to hear about them and provide for them. That means it brings Him pleasure.*

Bible Truth Story Connection Questions

1. How did God meet the Christians' needs as they suffered and died? How did He use this to bring others to believe in Him? *He gave them strength to not fear and to keep confessing their faith in Him, even as they suffered and died. Some Romans saw this and trusted in Jesus as their Savior, feeling that it must be true if they were willing to suffer and die for Jesus like this.*
2. What did Peter remind the Christians in Asia Minor that God had given them so that they would always have what they needed for life and godliness? *His precious promises. What are some of the precious promises God has given His people that God might have used to strengthen them as they suffered? Various. Review story for some possibilities.*

Bible Verse Connection Question

What does our Bible Truth have to do with our **Bible Verse: Psalm 23:1-6**: "The LORD is my shepherd, I shall not be in want. He makes me lie down in green pastures, he leads me beside quiet waters, he restores my soul. He guides me in paths of righteousness for His name's sake. Even though I walk through the valley of the shadow of death, I will fear no evil, for you are with me; your rod and your staff, they comfort me. You prepare a table before me in the presence of my enemies. You anoint my head with oil; my cup overflows. Surely goodness and love will follow me all the days of my life, and I will dwell in the house of the LORD forever."?

The LORD is like a shepherd to His people. He is always with them, caring for their needs and guiding them. There will never be a day when He is not caring for them. Even when they face death, itself, He will be with them. They never need to fear. They can rejoice that even on that day He will take care of them and He will bring them to live with Him forever in heaven.

Life Application Questions

1. What are needs that people have? How does God meet these needs?
2. Has God ever cared for your needs in ways other than what you prayed for/expected? Who do you think He cared for them as He did? *He is all wise and know better than us what will ultimately be best for us.*
3. God loves His people by caring for their needs. How can we become God's people? *By turning away from our sins and trusting in Jesus as our own Savior.*

ACTS Questions

1. What is something we can praise God for from this Bible Truth? *Praise God for being the one true God who is able to take care all of our needs.*

2. What are sins we can confess to God because of this Bible Truth?

We have worried that God won't take care of our needs or can't take care of our needs, even though He has shown us in His Word, the Bible, that He will always take care of the needs of those who turn to Him and trust in Jesus as their Savior. We deserve His punishment! We need a Savior!

Thank God for ways He has taken care of our needs already. *We can thank Him for sending Jesus to take care of the greatest need of His sinful people: forgiveness of sins through Jesus. We can thank Him for sending Jesus to take care of the greatest need of His sinful people: forgiveness of sins through Jesus.*

4. What is something we can ask God for because of this Bible Truth?

We can ask God to take care of our greatest need: the forgiveness of our sins. We can ask Him to work in our hearts that we would want to turn away from disobeying Him and trust in this wonderful Jesus as our own Savior. We can ask Him to take care of other specific needs we/others have in a way that glorifies Him and is good for us.

The Gospel

1. What is every person's greatest need? What has God done to meet that need? What does He call us to do? What is the gospel?

God is the good Creator and King of the world. He made people to worship Him and live by His good laws. But we are all sinners who have rebelled against Him. We all deserve death--God's just, eternal punishment for our sins. How terrible! But God has good news for us. In His great mercy, God sent His Son Jesus to earth to save sinners. Yes, Jesus, the perfect Son of God, left His home in heaven and became a man. He lived the perfect life that pleases God. (He's the only one who has ever done that!) He offered it up to God His Father as the perfect sacrifice for sins when He suffered and died on the cross. Then, on the third day, Jesus rose from the dead in victory. He had fully paid for the sins of God's people, so they wouldn't have to! Now all who turn away from their sins and trust in Jesus as their Savior will receive forgiveness of sins and eternal life with God. They will be His very own special people who will know Him and enjoy Him forever. We can be God's people, too, if we turn from our sins and trust in Jesus as our own Savior.

Game: Silly Grand March

Materials

CD and CD player
Small bowl or bag
Bible Truth Questions

Preparing the Game

1. Choose 20+ questions for your game from the Bible Truth Discussion Questions, or make up your own.
2. Write the Bible Truth questions on small thin strips of paper (or make a photocopy of the Bible Truth Discussion Questions and simply cut them into strips) and put them in the bag/bowl.

Playing the Game

Have the children form partners, then form a big double circle. Tell the children to move however you command them to move, such as march, walk, skip, tip toes, big knee bends, pat head, fly like a bird, etc. (BUT NOT RUN!!!) when you play the music. But when the music stops, they and their partner are to grab hands and sit down as quickly as possibly. The last pair to sit down become the Question Choosers for the class. If the class answers it correctly, then the pair is added back into the group immediately. If not, then the pair stays out until another round when a correct answer is given to a question. (Feel free to add back incorrectly answered questions into the bag).

Game continues as number of questions, time, and attention span allow.

NOTE: Have the children who are "out" help make up actions for the other children to do, put them in charge of the music, etc. along with you. This will keep them happily occupied as they continue.

Non-competitive Option

Don't exclude the Question Choosers from the game, even if class gets the wrong answer.

Optional TAKING IT TO OTHERS Activity: Quiz Questions

Have the children choose a few of the questions from the game to ask the parents/other children during TAKING IT TO OTHERS time. Help pre-readers by whispering the question in their ear and letting them ask it aloud to the parents/other children. Make sure you read the Bible verse aloud before you ask your questions.

Directions:

1. Write words to song in large print before class.
2. Play the song for the children, helping them follow along on the song sheet.
3. Discuss the song, using a few questions from the discussion sheet. *Don't use them all!*
4. Introduce sign language for key words of your choice from sign language sheet for your song. Use as few or as many as you think the children can learn.
5. Sing and sign the song. Sign language as well as large format lyrics and sheet music are found in the PFI Unit Songbook or online.
6. If desired, play the Song Game.

Optional TAKING IT TO OTHERS Activity: Presenting and Singing the Song

1. Sing and sign the song, encouraging the watching children/parents to join in.
2. Ask the class some of the questions listed below. The Bible Truth Connection Question is particularly good to help them understand how the song ties in with the Bible Truth.

The King of Love

Verse 1

The King of love my shepherd is,
Whose goodness faileth never.
I nothing lack if I am His
and He is mine forever.

Verse 4

In death's dark vale I fear no ill,
With Thee dear Lord beside me.
Thy rod and staff, my comfort still,
Thy cross before to guide me.

Listen to it on PFI NIV Songs 8, Tracks 13,14

Understanding the Song

1. Who is the "King of Love"? Why is this a good name for Him? *The LORD. He alone rules with pure love in all that He does for His people.*
2. How is the LORD like a shepherd? *He cares and protects His people, as a shepherd cares and protects his sheep.*
3. What is the LORD's goodness like? *It never fails.*
4. What does "I am His and He is mine" mean? *I am one of God's people. He is my Savior.*
5. What will I lack if I am His and He is mine? *Nothing.*
6. How can we become His? *By turning from our sins and trusting in Jesus as our own Savior.*
7. What does "death's dark vale" mean? *A vale is a valley. Sometimes people talk about scary, lonely, hard times being like valleys and good, happy times being like mountain tops. Death can be the scariest, loneliest, hardest time of all.*
8. What does "ill" mean and why don't God's people need to fear it in death's dark vale? *Ill means something evil or bad (not sick). They need fear nothing evil or bad even when they are dying because they know that the LORD is with them, caring for them, helping them and guiding them.*
9. What does a shepherd use a rod and staff for? *Rod: ward off enemies; the staff to rescue a sheep from a pit.*
10. What are God's rod and staff? *Why are they a comfort in death's dark vale? God's protection of His people from evil that will harm them; God's rescuing power. There is no greater enemy than sin and death. God's people know that God has defeated sin and death when Jesus died on the cross for them. He rescued them so they will enjoy wonderful life with Him forever. They do not need to fear death.*
11. How is the cross a guide in death's dark vale? *A guide is something we can look up to know which way to go. God's people think about how Jesus died on the cross and remember that He has saved them from their sins. It guides them to keep trusting God to save them when they die, instead of fearing.*

Bible Truth Connection Question

1. How does this song relate to our **Bible Truth: God Loves His People By Caring For Their Needs**? *God's people praise God for loving them. and, like a good shepherd, for caring for His people's needs totally. They lack nothing; His goodness never fails them; even when facing death, they still fear nothing "ill" because He is with them. He knows God will care for him after death by taking him to heaven to be with Him forever.*

Story Connection Question

1. How does this song relate to our story? *Peter and the Christians persecuted by Nero were truly living in death's dark vale, but they did not fear "ill." They knew they belonged to the Lord and He was with them. They did not lack the faith they needed to suffer and die for Him. He gave it to them. The cross was their guide. They knew that Jesus had died to save them and they would be going to His house to sing His praises forever.*

Bible Connection Question

1. What does this hymn have to do with our Bible Verse: **Psalm 23:1-6**: "The LORD is my shepherd, I shall not be in want. He makes me lie down in green pastures, he leads me beside quiet waters, he restores my soul. He guides me in paths of righteousness for His name's sake. Even though I walk through the valley of the shadow of death, I will fear no evil, for you are with me; your rod and your staff, they comfort me. You prepare a table before me in the presence of my enemies. You anoint my head with oil; my cup overflows. Surely goodness and love will follow me all the days of my life, and I will dwell in the house of the LORD forever."?

God's people praise God for being the King of love. He is their king who they obey. It is delightful having Him as their king because all that He does comes from His heart of love for them and for the glory of His name. He takes care of them like a good shepherd does his sheep. Sheep are very stupid and need someone to take care all of their needs or else they will die. God does this for His people. They lack nothing; His goodness never fails them; even when facing death, they still fear nothing "ill" because He is with them. God's people know God will care for them after death by taking them to heaven to be with Him forever. We can become God's people when we turn from our sins and trust in Jesus as our Savior.

ACTS Questions

1. What is something we can praise God for from this hymn?

Praise God for being the King of Love who loves and cares for His people perfectly.

2. What are sins we can confess to God from this hymn?

That we have rebellious hearts who many times do not want to follow the LORD, even though He is the good and loving King of the world. We deserve His punishment! We need a Savior!

3. What is something we can thank God for from this hymn? *We can thank God sending Jesus to save His people from their sins. We can thank Him for ways we have seen Him care for our needs, even this past week.*

4. What is something we can ask God for from this hymn?

That God would work in our hearts that we might turn from our sins and trust Jesus as our Savior. We can ask Him to be our shepherd and help us to follow Him all the days of our lives.

Life Application Question

1. How can our lives be affected by the message of this song? *We can praise God for being the Good Shepherd of His people. We can ask Him to make us His people, giving us faith to turn from our sins and trust in Him. We can ask Him to help us to trust Him as the Good Shepherd that He is.*

Gospel Question

1. How can we know God as our King of Love who cares for all our needs? What is the gospel?

God is the good Creator and King of the world. He made people to worship Him and live by His good laws. But we are all sinners who've rebelled against Him. We all deserve death--God's just, eternal punishment for our sins. How terrible! But God has good news for us. In His great mercy, God sent His Son, Jesus to earth as a man to save sinners. He lived the perfect life that pleases God. (He's the only one who's ever done that!) He offered it up to God His Father as the perfect sacrifice for sins when He suffered and died on the cross. Then, on the third day, Jesus rose from the dead in victory. He had fully paid for the sins of God's people, so they wouldn't have to! Now all who turn away from their sins and trust in Jesus as their Savior will receive forgiveness of sins and eternal life with God. They will be His very own special people who will know Him and enjoy Him forever. We can be God's people, too, if we turn from our sins and trust in Jesus as our own Savior.

Song Game: Big Voice, Little Voice

Materials

Song

Sign language signs used in the song printed out onto little cards

Blindfold

Preparing the Game

None.

Playing the Game

1. Practice the song and signs until the children know them well. Then tell them: "Children, we are going hide a sign language sign and see if one of you can find it... with a little help from the rest of us!"
2. Choose someone to be "It" and blindfold them. Choose another child to hide one of the sign language cards. When it's hidden, "It" can remove the blindfold and begin to look.
3. The rest of the children will sing the song in a louder voice when "It" gets closer to the hidden sign and quieter when "It" gets further from the sign.
4. When "It" finds the hidden clue, another "It" is chosen and play begins again.

Game continues as number of questions, time, and attention span allow.

choose a FEW questions for discussion, then choose the game and/or music activity

Meditation Version: Psalm 23:1-6

"The LORD is my shepherd, I shall not be in want. He makes me lie down in green pastures, he leads me beside quiet waters, he restores my soul. He guides me in paths of righteousness for His name's sake. Even though I walk through the valley of the shadow of death, I will fear no evil, for you are with me; your rod and your staff, they comfort me. You prepare a table before me in the presence of my enemies. You anoint my head with oil; my cup overflows. Surely goodness and love will follow me all the days of my life, and I will dwell in the house of the LORD forever."

Shortened Memory/Games Version: Psalm 23:1,6

"The LORD is my shepherd, I shall not be in want...goodness and love will follow me all the day of my life, and I will dwell in the house of the LORD forever."

Understanding the Bible Verse

1. What does a shepherd do for his sheep? *He takes care of their needs and protects them from enemies.*
2. How is the LORD like a shepherd? *He takes care of and protects His people.*
3. What does it mean to be "in want?" *To not have something you need.*
4. Why won't God's people be in want because He is their shepherd? *He is all powerful, all good, all wise. He doesn't just know what they need, but He can always give it to them.*
5. What needs would "green pastures and quiet waters meet for a sheep? *Good food and water for their body. A safe place to rest. The basic needs of life.*
6. What needs of God's people are like green pastures and quiet waters? *What they need to grow and live: food, drink, rest, a home, clothes, love, and other basic needs of life.*
7. What does it mean that God restores His people's souls? *To restore something means to take something weak and tired and make it strong and full of life again, the way it's supposed to be. When our souls are weak in faith, tired in trusting and obeying God, God can make them strong to keep believing and living for Him.*
8. How does God restore our souls? *By His Holy Spirit working in our hearts;; by reading/hearing His Word, the Bible; and by encouraging us through others.*
9. What are paths of righteousness and why does God guide His people in them? *Not a real road we walk on. This is the way to say He guides them in ways to live that please and honor Him. He does this for "His name's sake;" that is, He does it so that when others see us living in ways that please God, it helps them see what God is like and gives them reason to honor Him.*
10. Why is helping God's people walk in the paths of righteousness a way that God cares for them? *God's people want to honor and glorify God in how they live. They know that His ways of righteousness are always the best way to live. By guiding them in them, He is showing them the way to live that will make them happiest (in the long run, if not the short run.)*
11. What is the valley of the shadow of death? How does God help His people there? *Not a real valley we walk through, but a picture of going through something really hard, and that might even lead to death. He is with them; He helps them fear no evil.*
12. What is a rod and staff? What are God's rod and staff? Why are they comforting to God's people? *A rod is a weapon the shepherd uses against the sheep's enemies. A staff is a long stick with a hook on one end that the shepherd uses to rescue the sheep when they fall in a hole, etc.*
13. What does it mean that God prepares a table for His people in the presence of their enemies? *A table is where food is placed for us to eat and be filled up with the food we need to keep on living. An enemy wants to harm us. He wouldn't want us to have the good things we need. This verse is telling us that God promises to always give us what we need, even in the hardest times. Nothing or no one can keep Him from taking care of His people.*
14. What does having our head anointed with oil and our cup overflowing mean? *In Bible times, having your head anointed with oil meant having a bit of oil poured upon it. It was a way of showing someone favor. Having an overflowing cup what a way of saying you will have everything you need. These expressions are ways of saying that God always blesses His people with everything they need and more.*
15. What does it mean for goodness and love to follow you all the days of your life? *Not that they are really walking behind you but that God is always with His people showing them love and goodness in how He cares for their needs every day.*

16. What is the house of the LORD and Why will God's people dwell there forever? *God's house is heaven, where God's presence is and where God's people can have close fellowship with Him. Through faith in Jesus, God's people receive eternal life, which is dwelling with God forever.*

Bible Truth Connection Question

1. What does this verse have to do with the **Bible Truth: God Loves His People By Caring For Their Needs?** *God loves His people and cares for needs completely, just like a good shepherd takes care of his sheep.*

Story Connection Questions

1. How does this verse relate to our story? *Peter and the other Christians in Rome endured terrible suffering and death from Nero. They did it without fearing evil and knowing that God would bring them to dwell in His house, enjoying His close fellowship and presence forever.*

Life Application Questions

1. If God's goodness and love is with His people all the days of their life, how well do you think God will be meeting their needs? *Perfectly well!*
2. How can we become God's people? *By turning away from our sins and trusting Jesus as our Savior.*

ACTS Questions

1. What is something we can praise God for from this Bible Verse?
Praise God for being the Shepherd of His People, all the days of their lives.
2. What are sins we can confess to God from this Bible Verse?
We have all turned away from God. We act like we do not want Him to be our shepherd. We want to live life our own way. We deserve God's punishment! We need a Savior!
3. What is something we can thank God for from this Bible Verse?
We can thank God for different ways we have seen Him meet our needs. We can thank Him for sending Jesus to meet the greatest need of His people: the forgiveness of sins for all who turn away from disobeying God and trust in Jesus as their own Savior.
4. What is something we can ask God for from this Bible Verse?
We can ask God to work in our hearts that we would want to turn away from disobeying Him and trust in this wonderful Jesus as our own Savior. We can ask Him to be our Shepherd: guide us and care for us, according to His perfect love and wisdom, all the days of our lives.

The Gospel

1. How can we dwell with God forever in heaven? What is the gospel?
God is the good Creator and King of the world. He made people to worship Him and live by His good laws. But we are all sinners who have rebelled against Him. We all deserve death--God's just, eternal punishment for our sins. How terrible! But God has good news for us. In His great mercy, God sent His Son Jesus to earth to save sinners. Yes, Jesus, the perfect Son of God, left His home in heaven and became a man. He lived the perfect life that pleases God. (He's the only one who has ever done that!) He offered it up to God His Father as the perfect sacrifice for sins when He suffered and died on the cross. Then, on the third day, Jesus rose from the dead in victory. He had fully paid for the sins of God's people, so they wouldn't have to! Now all who turn away from their sins and trust in Jesus as their Savior will receive forgiveness of sins and eternal life with God. They will be His very own special people who will know Him and enjoy Him forever. We can be God's people, too, if we turn from our sins and trust in Jesus as our own Savior.

Game: Mr. Freezie Ball

Materials

Bible verse written up in large print so that all can see
Medium size foam or other soft surfaced ball, or tennis ball

Preparing the Game

None.

Learning the Verse

Some or all of your children may be non- or early readers. Teach the verse in sections, having them say it after you. Repeat a few times. Add clapping or other movement as they say it.

Directions

1. If desired, lead the children in a discussion of a **FEW** of the most important questions before beginning game.
2. Explain the game to them as follows:
Have the children spread out around the leader, who will be the first Mr. Freezie. Everyone says the Bible verse together. Then, Mr. Freezie throws the ball up in the air as he calls out the name of one child. That child runs to get the ball, while everyone else spreads out. When the child gets the ball, he yells "freeze" to the other children. He then rolls the ball to gently hit another child. That child tries to say the memory verse, getting the assistance of one other person if desired. If he says it correctly, he becomes the new Mr. Freezie and will be the next toss the ball. If not, then the child who rolled the ball remains Mr. Freezie for another turn. The person who rolled the ball would then become the new Mr. Freezie and be next toss the ball. Class says verse together each time before Mr. Freezie says the next child's name.

Game continues as time and attention span allow.

Optional TAKING IT TO OTHERS Activity: Quiz Questions

Have the children choose a few of the questions from the game to ask the parents/other children during TAKING IT TO OTHERS time. Help pre-readers by whispering the question in their ear and letting them ask it aloud to the parents/other children. Make sure you read the Bible verse aloud before you ask your questions.

Directions:

1. Write words to song in large print before class.
2. Play the song for the children, helping them follow along on the song sheet.
3. Discuss the song, using a few questions from the discussion sheet. *Don't use them all!*
4. Introduce sign language for key words of your choice from sign language sheet for your song. Use as few or as many as you think the children can learn.
5. Sing and sign the song. Sign language as well as large format lyrics and sheet music are found in the PFI Unit Songbook or online.
6. If desired, play the Song Game.

Optional TAKING IT TO OTHERS Activity: Presenting and Singing the Song

1. Sing and sign the song, encouraging the watching children/parents to join in.
2. Ask the class some of the questions listed below. The Bible Truth Connection Question is particularly good to help them understand how the song ties in with the Bible Truth.

The LORD Is My Shepherd

The LORD is my shepherd, I shall not want.
 He makes me lie down in green pastures,
 He leads me beside quiet waters, He restores my soul,
 He guides me in paths of righteousness for His name's sake.
 Even though I walk through the valley of death,
 I will fear no evil, For You are with me,
 Your rod and Your staff they comfort me,
 Surely goodness and mercy will follow me, All of the days of my life,
 And I will dwell in the house of the LORD, forever and ever and ever.
 Psalm Twenty-three, verses one through four, and six.

Listen to it on PFI NIV Songs 8, Track 15

Song Game: Sign It, Say It, What Does It Mean?

Materials

Sign Language signs used in song, particularly choose words with important meanings you want the children to learn, such as "grace", "redeem", etc.

Bag or bowl

Preparing the Game

1. Cut out signs and put in bowl.

Playing the Game

1. Practice the song and signs until the children know them well. Then put all the signs we've learned in this bag/ bowl and mix them up.
2. Ask one of the children to choose a sign, but not show it to anyone...but you, if they need some help.
3. Ask the child to do the sign for the rest of the children and see if the other children can guess which one it is. Do the sign with the child, if desired.
4. When the children guess the sign, ask them the meaning of the word. If no one guesses the sign, put it back in the bowl to be picked again.
5. Choose another child to pick a new sign from the bag and continue.

NOTE: You might want to sing the song after you do each word or couple of words.

Game continues as number of questions, time, and attention span allow.

STORY REVIEW

Directions: Read and discuss Bible Truth, using a FEW of the questions. Play game. Feel free to modify the game to fit your children.

General Story Questions

1. What did Nero look like? *Curly blond hair, thick neck, big belly, spots and smelly skin, wore a dressing gown, scarf and no shoes usually.*
2. Why did people bow before Nero? *He was Caesar. Very powerful, very rich.*
3. Who helped Nero come to power? *His mother Agrippina.*
4. Why did Nero stop wanting Agrippina and Seneca's help? *He thought about his own greatness and thought he could take care of his own needs by himself.*
5. What did Nero decide he needed? *A great, big, new palace.*
6. What was Nero's new palace like? *Acres of lands with zoos, woods, parks, waterfalls and fountains. Huge man-made lake big enough for ships; gymnasium, bathhouse, theatre; 120' bronze statue of himself; walls of main building out of gold, silver, jewels; dining rooms that sprayed down perfume/rotated like sky.*
7. What problem was there with building Domus Aurea? *No place to put it in over-crowded Rome.*
8. What did the fire burn up and why would people think Nero did it? *Two thirds of Rome. He could build a new city and name it after himself. He took a lot of the land to build his new palace.*
9. What did Nero do to help the people hurt by the fire? *Gave them shelters in his gardens; brought in low-priced corn for them to buy; prayed to the Roman gods.*
10. Who did Nero blame for setting the fire? Why? *The Christians. Because they were hated already for not worshipping the Roman gods and the emperor; and, for saying God would judge Rome for its sins one day.*
11. What did Nero do to the Christians? *Had them suffer terrible deaths: thrown to lions, dipped in wax; crucified; burned alive.*
12. What did Peter want to do before he was killed? *Write a letter of encouragement to the Christians in Asia Minor.*
13. What did Peter tell the Christians God would give them to help them through the hard times they faced? *By His divine power He would give them everything they needed for life and for godliness.*
14. How did Peter know that those Christians in Asia Minor could trust God to take care of their needs? *He had known God's divine power had given him everything he needed for life and godliness. He remembered Jesus' precious promises and had seen them come true.*
15. How did seem like God wasn't taking care of Peter and the other Christians needs? *He was allowing them to suffer terribly ...and for something they didn't even do.*
16. How did God really take care of their needs? *By His Holy Spirit He gave them the strength to suffer and die in a way that honored Him. He used them to show the Romans the truth of the good news of Jesus and turn many to trust in Him. He brought them home to heaven to be with Him forever, where there would never be anymore suffering or pain for them.*
17. What need did Nero really have that he never could meet? *He needed to be forgiven of his sins and trust Jesus as his Savior.*

Bible Truth Connection Questions

1. How does this story fit in with our Bible Truth: God Loves His People by Caring for Their Needs? *Peter and the Christians seemed to have nothing, not even God's help to rescue them. But God did care for their needs. He gave them strength to live and die for Him.*

Bible Verse Connection Question

1. What does the story have to do with our **Bible Verse: Psalm 23:1-6**: "The LORD is my shepherd, I shall not be in want. He makes me lie down in green pastures, he leads me beside quiet waters, he restores my soul. He guides me in paths of righteousness for His name's sake. Even though I walk through the valley of the shadow of death, I will fear no evil, for you are with me; your rod and your staff, they comfort me... Surely goodness and love will follow me all the day of my life, and I will dwell in the house of the LORD forever."?

Peter may have seemed helpless to Nero, but Peter trusted God to meet his needs. Peter had known the LORD to be his shepherd, guiding him and taking care of him each day of his life. Even as he faced death, Peter feared no evil. He knew the LORD was with him and would take him to dwell in heaven. Peter encouraged the other Christians to keep trusting in God, too. God would give them everything they needed every day of their lives, even when it included persecution.

Life Application Questions

1. How are we like Nero? *Many times we think about our own greatness when we are good at something. Many times we want to meet our own needs, rather than trusting in God.*
2. What are some precious promises that God gives His people and tell them how He promises to meet their needs?
3. We might be sinners like Nero, but we can know God's forgiveness for our sins. How? *By turning away from our sins and trusting in Jesus as our own Savior.*

ACTS Questions

1. What is something we can praise God for being that we learned in our story?
Praise God for being the Provider for His people's every need, even when facing death.
2. What is something we can confess as sin that we learned in our story?
Confess that many times, like Nero, we are selfish and greedy. We think about what we want and forget God and His good ways. We deserve God's punishment. We need a Savior!
3. What is something we can thank God for that we learned in our story?
We can thank God for promising to always give His people the power they need to endure even the hardest things, such as persecution and death.
4. What is something we can ask God for that we learned in our story?
We can ask God to work in our hearts, helping us to turn away from our sins and trust Jesus as our own Savior. We can ask Him to change our hearts so that we are not greedy and selfish like Nero, but people who love God and live for Him.

The Gospel

1. What is the good news of Jesus that the Christians believed? What is the gospel?
God is the good Creator and King of the world. He made people to worship Him and live by His good laws. But we are all sinners who have rebelled against Him. We all deserve death--God's just, eternal punishment for our sins. How terrible! But God has good news for us. In His great mercy, God sent His Son Jesus to earth to save sinners. Yes, Jesus, the perfect Son of God, left His home in heaven and became a man. He lived the perfect life that pleases God. (He's the only one who has ever done that!) He offered it up to God His Father as the perfect sacrifice for sins when He suffered and died on the cross. Then, on the third day, Jesus rose from the dead in victory. He had fully paid for the sins of God's people, so they wouldn't have to! Now all who turn away from their sins and trust in Jesus as their Savior will receive forgiveness of sins and eternal life with God. They will be His very own special people who will know Him and enjoy Him forever. We can be God's people, too, if we turn from our sins and trust in Jesus as our own Savior.

Game: Obstacle Course Quiz

Materials

Various materials, such as jump ropes, balls, inner tubes, carpet squares, boxes, tunnels made from chairs and bedspreads, etc. to make a simple obstacle course for each team.

Masking Tape

20+ Story Review Questions and other story review questions, 1+ per child

Paper/post-it notes & marker/pencil

Preparing the Game

1. Choose 20+ questions for your game from the Story Review Discussion Questions, or make up your own.
2. Set up two identical obstacle courses, one for each team, that both end up at the same wall of your room.
3. Write a question on the back of a post-it note. On the front, write a point amount, such as 5, 10, 25 points, depending upon the difficulty of the question. Place these questions on the wall at the end of the obstacle courses.
4. Use the masking tape to make starting lines.

Playing the Game

Divide the children into two teams and have them sit down in a line. Demonstrate how they are to go through the obstacle course. At the leader's command, the first person in each line goes through the obstacle course. Whoever reaches the question wall first wins 1 point for their team and gets to take down one question to give to the teacher. The teacher will ask the question to both teams, calling on the team who raises their hand first. If that team is correct in their answer, they get 2 points. If not, then the question goes to the other team. Process is repeated with next 2 children in line, etc.

Game continues until all have had a chance to run the course, or as question cards, time and attention span allow.

Non-competitive Option

Send the children through two at a time, each child choosing a question from the wall. Have the children ask their question to the whole group and work together on the answer. Have the two children come back through the obstacle course and go to the back of their own lines. Repeat with next two children.

Optional TAKING IT TO OTHERS Activity: Quiz Questions

Have the children choose a few of the questions from the game to ask the parents/other children during TAKING IT TO OTHERS time. Help pre-readers by whispering the question in their ear and letting them ask it aloud to the parents/other children.

CASE REPLAY ACTIVITIES

Use this guide to review the Case Story and act it out for others to enjoy!

CASE REPLAY, JR: YOUNGEST CHILDREN

Description: The children will act out the story together, everyone doing the same action/sound effect at the same time. This activity is most suitable for kindergarteners.

Materials

The Case RePlay, Jr. script for younger children

Preparation

1. Read through the script and write in the blanks along the side possible actions/sound effects the children could do to act it out.

Instructions

1. Tell the children that they will be re-enacting the story together as you tell it.
2. As you read the script, lead the children in actions/sound effects to do with you.
3. If desired, you can read the script and stop at certain sentences and ask them what a good action/sound effect would be to act out what you just read.
4. Repeat the re-enactment one or two times more.

CASE REPLAY, SR: OLDER CHILDREN

Description: The children act out the story as a three-scene play. You will narrate it using the Case RePlay, Sr. script and they will act it out (no spoken words, for the most part), with each child assuming a different character's role. This activity is most suitable for first grade and up. You will review the story, then practice it a few times before performing it for others.

Materials

The Case RePlay, Sr. script
White board or other large format paper
Costumes and props

Preparation

1. Prepare for the play by choosing costumes and props for each character in the story. Decorate the area with any scenery props.
2. Write the words "Beginning," "Middle," "End" on a large piece of paper/whiteboard with plenty of space under each heading. You will use this paper to help the children think about the story as a three-scene play, as it is presented in the script.

Instructions

1. Tell the children that they will get to act out the story as a three-scene play, with a beginning, middle and end section. Tell them that before they can act it out, they need to think it out. as you narrate it with your script.
2. Take the children's answers as they recount the story, helping them put key incidents in the right order.
3. If desired, when they have filled in their Beginning, Middle, End, read through your whole (real) script, so they hear exactly what you will have them act out.
4. Then tell the children that it's time to practice acting out the story.
5. Assign parts to each child. If you are using costumes, do NOT give them out at this point. They will be a distraction.
6. Have all the children sit on the floor or in chairs on one side of the "stage," then call the characters up in place as their part in the story comes.
7. As you read the script, guide the children in where you want them to move or do to act it out.
8. After going through the whole script once, give out any costumes and props and act out the script once or twice more.

Optional TAKING IT TO OTHERS Activity: Re-enacting the Story

Read the script as the children act out together (younger) or assuming different roles (older) as the other children or the parents watch.

CASE REPLAY, JR--YOUNGER KIDS (KINDERGARTEN) P.2

Welcome to our play! The name of our story is: The Case of the Two Needy Men.

Our story takes place in New Testament times, in Rome, about thirty years about Jesus rose from the dead.

And now we present: "The Case of the Two Needy Men."

Scene 1:

With his thick neck, big stomach, and spotty, smelly skin, Nero didn't look like much, but people bowed before him and obeyed his wishes because he was Caesar. His mother did a lot to make him the powerful Caesar he was. She had Caesar Claudius adopt him and choose him to be the next Caesar. She had Seneca brought from exile to teach him. And she even had Claudius killed so Nero would become Caesar at 16. Nero soon started to think about his own greatness, wealth and power. He stopped depending on his mother and Seneca. He would get what he needed by himself. He decided he needed a huge, new palace with lots of land, right near Rome. Called Domus Aurea, the Golden palace, it would have zoos, woods, parks, a man-made lake big enough for ships, a market, theatre, gymnasium and bathhouse. The main house had walls of gold, silver, and jewels. The dining rooms sprayed down perfume and had a rotating ceiling. Outside the palace would be a 120' high bronze statue of honoring himself. Nero wanted to put this palace in Rome, but it was overcrowded, Something would have to happen to those streets of houses if Nero was to build his palace.

Actions:

Scene 2:

Soon, a great fire broke out near the Circus Maximus. It burned for nine days and burned up two thirds of the city. Half a million people lost everything. Nero helped the people by making them shelters in his gardens; bringing in low-cost corn; and praying to the Roman gods for them. But people started saying that Nero started the fire to build a new city to name after himself, especially after he took a lot of the land for his new palace. They were angry and wanted to kill him. Nero knew how to take care of himself. He blamed the fire on the Christians, saying they hated Romans, the emperor and the Roman gods. People believed Nero. Soldiers arrested the Christians. The Christians were hurt and killed in terrible ways.

Scene 3

Peter was in Rome when all this happened. Eventually the Romans arrested him. How happy they were to capture this great Christian leader! Peter may have been a leader, but he was completely different from Nero, the Romans could see. He had no education or riches or powerful army. And maybe he had lived with Jesus, who was supposed to be the mighty Son of God, who did miracles, died for God's people's sins and was raised from the dead, but it certainly didn't look like God was taking care of Peter or the other Christians. But Peter and the others knew this was wrong. God's Holy Spirit worked in their hearts, reminding them of Jesus' precious promises and giving them courage to suffer and die for Him. Peter asked Silvanus to write down a final letter to the Christians in Asia Minor before he died. They were facing false teachers and suffering for believing in Jesus. He encouraged them that God, through His divine power, had given them everything they needed for life and godliness. He would take care of all their needs. They should persevere and keep living for God. Silvanus promised Peter he would take this letter to the churches. Soldiers tied Peter's hands and took him away to be crucified. Peter asked to be crucified upside down so he wouldn't die as Jesus did. God gave him strength to suffer and die for Him.

Bible Truth Tie-In: The Bible Truth we are learning is: **God Loves His People By Caring For Their Needs** . Peter and the Christians seemed to have nothing, not even God's help to rescue them. But God did care for their needs. He gave them strength to live and die for Him.

CASE REPLAY, SR--OLDER KIDS (1ST GRADE AND UP) P.3

Welcome to our play! The name of our story is: The Case of the Two Needy Men.

Our story takes place in New Testament times, in Rome, about thirty years about Jesus rose from the dead.

The characters in our story are: Nero; Caesar Claudius; Agrippina; Seneca; Romans; Romans; Peter and other Christians in Rome; Soldiers; Silvanus; and Christians in Asia Minor.

And now we present: "The Case of the Two Needy Men."

Scene 1: (Beginning)

With his thick neck, big stomach, and spotty, smelly skin, Nero didn't look like much, but people bowed before him and obeyed his wishes because he was Caesar. His mother did a lot to make him the powerful Caesar he was. She had Caesar Claudius adopt him and choose him to be the next Caesar. She had Seneca brought from exile to teach him. And she even had Claudius killed so Nero would become Caesar at 16. Nero soon started to think about his own greatness, wealth and power. He stopped depending on his mother and Seneca. He would get what he needed by himself. He decided he needed a huge, new palace with lots of land, right near Rome. Called Domus Aurea, the Golden palace, it would have zoos, woods, parks, a man-made lake big enough for ships, a market, theatre, gymnasium and bathhouse. The main house had walls of gold, silver, and jewels. The dining rooms sprayed down perfume and had a rotating ceiling. Outside the palace would be a 120' high bronze statue of honoring himself. Nero wanted to put this palace in Rome, but it was overcrowded, Something would have to happen to those streets of houses if Nero was to build his palace.

Scene 2: (Middle)

Soon, a great fire broke out near the Circus Maximus. It burned for nine days and burned up two thirds of the city. Half a million people lost everything. Nero helped the people by making them shelters in his gardens; bringing in low-cost corn; and praying to the Roman gods for them. But people started saying that Nero started the fire to build a new city to name after himself, especially after he took a lot of the land for his new palace. They were angry and wanted to kill him. Nero knew how to take care of himself. He blamed the fire on the Christians, saying they hated Romans, the emperor and the Roman gods. People believed Nero. Soldiers arrested the Christians. The Christians were hurt and killed in terrible ways.

Scene 3: (End)

Peter was in Rome when all this happened. Eventually the Romans arrested him. How happy they were to capture this great Christian leader! Peter may have been a leader, but he was completely different from Nero, the Romans could see. He had no education or riches or powerful army. And maybe he had lived with Jesus, who was supposed to be the mighty Son of God, who did miracles, died for God's people's sins and was raised from the dead, but it certainly didn't look like God was taking care of Peter or the other Christians. But Peter and the others knew this was wrong. God's Holy Spirit worked in their hearts, reminding them of Jesus' precious promises and giving them courage to suffer and die for Him. Peter asked Silvanus to write down a final letter to the Christians in Asia Minor before he died. They were facing false teachers and suffering for believing in Jesus. He encouraged them that God, through His divine power, had given them everything they needed for life and godliness. He would take care of all their needs. They should persevere and keep living for God. Silvanus promised Peter he would take this letter to the churches. Soldiers tied Peter's hands and took him away to be crucified. Peter asked to be crucified upside down so he wouldn't die as Jesus did. God gave him strength to suffer and die for Him.

Bible Truth Tie-In: The Bible Truth we are learning is: **God Loves His People By Caring For Their Needs** . Peter and the Christians seemed to have nothing, not even God's help to rescue them. But God did care for their needs. He gave them strength to live and die for Him.

Walls of Gold and Jewels

Description

Children will glue string pieces in designs on cardstock, cover it with foil, and add jewels to make Nero's wall.

Materials

Cardstock, poster board, or other stiff paper, approx 6' x 8" per child

String

Gold Foil OR Aluminum Foil, Gold paint and sponge pieces

Small Craft Jewels

Craft Glue

Preparing the Craft

1. Cut out cardstock/poster board into approx.. 6"x8" rectangles
2. If using gold foil: Cut sheets of gold foil about 7"x9" rectangles
If using aluminum foil and gold paint: cut foil into 7"x9" rectangles; set out gold paint and sponge pieces that the children will use to dab the paint onto the foil.
3. Cut string into about 6" lengths, about 4 per child.
4. Set out craft jewels and glue.

Making the Craft

1. Show the children a copy of the craft.
2. Have the children glue the surface of the cardstock.
3. Place the strings on the cardstock making swirls and other designs.
4. Lay foil over top of cardstock with string. Press down so that the foil touches as much of surface as possible and string designs stand up.
5. If using aluminum foil and gold paint, have the children lightly brush gold paint over the surface.
6. Glue jewels as desired on the foil.

NOTE: Gold paint is not usually a washable paint. Use with care! Encourage children to try swirls and patterns, not just to color a whole section the same color, for a more dramatic look.

Optional TAKING IT TO OTHERS Activity: Craft Presentation

If you are presenting the craft to other children or parents the children can hold up their crafts (or your model craft) and read their Bible Truth Connection answers to explain the importance of the craft.

CASE CRAFT**Discussion Guide****Instructions:**

As the children are settled into making their craft, ask them these questions to help them understand the craft's significance. Use the answers provided to guide the children's answers.

Discussion Questions

1. Where did Nero live? *In Rome.*
2. What did Nero build after the great fire in Rome? What were some of the walls made of? did the people think about this? *A huge palace for himself. Some of the walls were made of gold and jewels.*
3. What did the people think about Nero after building the palace? What did Nero do about that? What did he think about his clever plan? *They were angry, saying Nero caused the fire, himself, in order to make room to build this palace. They wanted to kill him. Nero blamed it on the Christians and the people believed him. He gloated over turning away their anger with this lie.*
4. What is Bible Truth that we are learning? *God Loves His People By Caring For Their Needs .*
5. What does our craft have to do with our Bible Truth: God Loves His People By Caring For Their Needs?
Suffering may be part of God's good plan for His people, but they know that He will help them through it and richly reward them in heaven.
6. What can our craft help us remember?
How very, very much God loves His people!

TAKING IT TO OTHERS**Craft Presentation****Instructions:**

Have children hold up your model craft/their crafts. Choose five children (or you say) the five sections below to explain the craft's importance.

Presentation:

1. Our craft is: Walls of Gold and Jewels.
2. In Rome, Nero gloated in his room with walls of gold and jewels because he had turned the Romans anger away from himself and to the Christians.
3. Our Bible Truth is: God Loves His People By Caring For Their Needs .
4. The Christians suffered and died as part of Nero's evil plan, but God cared for their needs to the very end. He gave them strength to endure and to keep praising His name. He brought them to heaven to be with Him forever, never to have pain or suffering again.
5. Our craft can help us remember that suffering may be part of God's good plan for His people, but they know that He will help them through it and richly reward them in heaven.

Note: Even non-readers can participate in presenting the craft, if you will whisper what they are to say in their ear and let them say it aloud for the others to hear.

BEFORE CLASS:**1. PICK YOUR PERSON**

VIPPs can be anyone in your church! Typically, they fall into 6 categories: Church staff, Elders, Deacons/deaconesses, Special Volunteers (people who aren't paid, but spend a lot of time helping out in particular ways), Supported Workers (aka missionaries), and Church Members.

2. GATHER YOUR FACTS

Use the VIPP Information Sheet to write down the facts about your VIPP. The information on this worksheet is used in the VIPP activities, listed in the "Choose an Activity" section below.

DURING THE ACTIVITY:**1. INTRODUCE YOUR VIPP**

Introduce your VIPP to the children, using the VIPP Information Sheet. Fill in a set of VIPP Clue Cards with the information for your VIPP. If desired, you can even have the actual person come into class for the children to meet.

Need help describing what someone does for the church in a kid-friendly way? Check out the list of common VIPPs on the Praise Factory website in the PFI resources. There are lots of kid-friendly descriptions for common VIPP's, such as pastors, elders, deacons and a lot more.

2. PRAY!

Lead the children in praying for the VIPP. Ask the children if they would like to pray for one of the VIPPs prayer requests. Even non-readers can pray for the VIPP if you whisper the prayer request in their ear, then let them say it aloud. Never force a child to pray!

3. CHOOSE AN ACTIVITY

There are two activities you can use to help the children learn about the VIPP:

VIPP Clue Cards: These are nine coloring sheets in which children fill in the nine things they learn about the VIPP from the VIPP Information Sheet. Photocopy a set of each child. Use as few or as many of these Clue Cards as you desire.

VIPP Game: This is a game that uses a set of Clue Cards for one or two VIPPs.

Choose a VIPP and fill in his/her information on the VIPP Information Sheet. Fill in a set of VIPP Clue Cards with the information for your VIPP. Tell the children about the VIPP, having them fill in the VIPP Clue Cards with the key facts as they learn them. Write any words the children need to write on a white-board or other piece of paper so they can see how to spell them. Help younger children write these words on their clue cards. Ideas for how to tell the children about many common VIPPs are listed at praisefactory.org with the resources for this Bible Truth.

Optional TAKING IT TO OTHERS Activity: Introduce and Pray for the VIPP

If you are presenting the VIPP to other children or parents you can assign children to hold up the 10 clue cards and say what each card tells about the VIPP. (Or, you can have the children hold them up as you tell what each one means.) Then lead the children in praying for the VIPP.

Game: Crabbin' Around

Materials

Information Sheet for two VIPPs

2 Sets of Clue Cards

Tape

A Bag

Preparing the Game

1. Fill in one set of clue sheets for the VIPP you are using.
2. Put all the Clue Cards in a bag, except for the ones with the names and pictures of the VIPPs.
3. Tape the picture and name of each VIPP to the wall, about 3 feet from the ground.

Playing the Game

Reveal: Tell the children about the VIPPs, showing them your filled-in clue cards as you tell about them.

Review: Put the Clue Cards for both VIPPS put in one bag. Mix up. Have children sit down, with their legs in front of them and their hands propped behind them. Show them how to get in crab position and try moving around. (Moving on hands and feet, with front side facing up). Tell them that you will pull out a clue, tell them what it is and they are to crab-crawl their way to the picture of the person who it belongs to. Give them the answer after everyone has run to their guessed person. Continue until all clues have been used up.

VIPP INFORMATION SHEET

VIPP NAME:

WHAT VIPP LOOKS LIKE

Man or Woman? _____

Hair color? _____

Eye color? _____

FAVORITE ANIMAL

FAVORITE FOOD

FAVORITE FREE TIME ACTIVITY

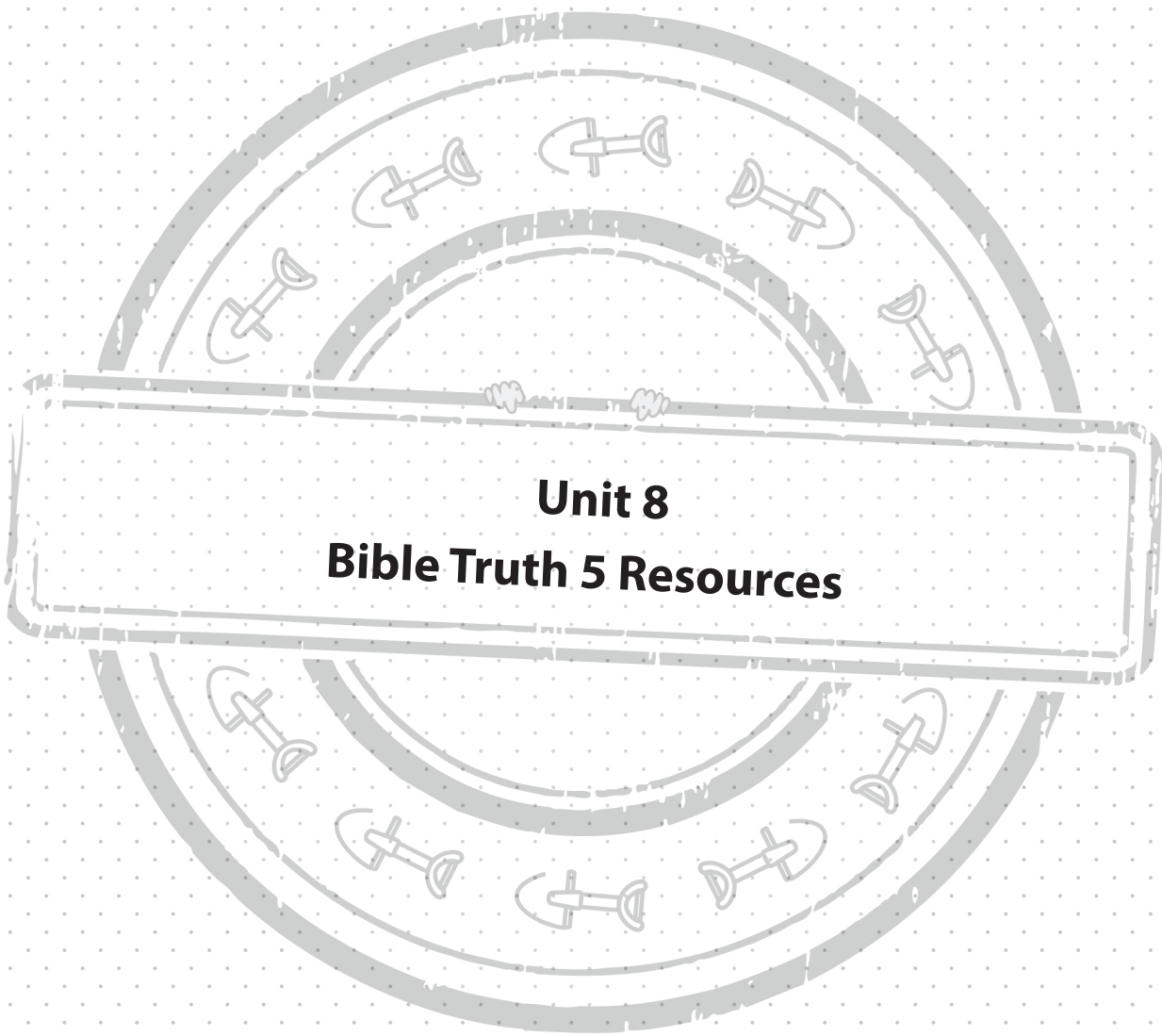
WHAT VIPP DOES DURING WEEK

VIPP GROUP OF SERVICE:

- | | |
|-------------------|----------------------------------|
| Church Member | Deacon |
| Elder | Church Staff |
| Special Volunteer | Supported Worker
(Missionary) |

3 WAYS VIPP SERVES CHURCH

3 WAYS TO PRAY FOR THE VIPP



BIBLE TRUTH 5 OVERVIEW

Unit 8: The God Who Loves

Big Question and Answer: "What is God's love for His people like? It's more than they could ever deserve!"

Bible Verse: "Give thanks to the LORD for He is good. His love endures forever." 1 Chronicles 16:34

Bible Truth 5 Concept: God Uses Everything in His People's Lives for Their Good and His Glory

When we turn from our sins and trust in Jesus as our Savior, God becomes our Heavenly Father and we become His adopted children.

God promises His children to use everything that happens to them in their life on earth for their good and His glory. Ahead of time, God prepared special good works for each of them to do. He has also planned to carefully allow hard times and suffering in their lives for His special, good purposes.

What are these special, good purposes? To bring glory to His name, showing the world what He is like. And, to change them so that they become more like Jesus, who loves His Father completely and delights in Him and His perfectly good will. These are the two things God's people want most of all!

No one likes to suffer--not even for the best of purposes! But, God's people are so happy to know that there is nothing in their lives--from the easiest, most enjoyable thing to the very saddest, hardest thing--that their loving Father has not chosen very carefully to use for their good and His glory.

Bible Truth 5 Bible Verse

Meditation Version: Romans 8:28-30

"And we know that in all things God works for the good of those who love Him, who have been called according to His purpose. For those God foreknew, He also predestined to be conformed to the likeness of His Son, that He might be the firstborn among many brothers. And those He predestined, He also called; and those He called, He also justified; those He justified, He also glorified."

Alternate Memory/Games Version: Romans 8:28

"And we know that in all things God works for the good of those who love Him, who have been called according to His purpose."

Bible Truth 5 ACTS Prayer

A God, we praise You for being so powerful and wise to make all things work for Your people's good and Your own glory.

C God, we confess that we grumble when hard things happen to us, forgetting that if we are Your people, You are using even these hard things for our good and Your glory. We need a Savior!

T Thank You, God for all the good things You promise to do in Your people's lives. Thank You for planning every single thing in their lives to be for their good and Your glory.

S God, work in our hearts, that we might turn away from our sins and trust in Jesus as our Savior. Make all the things in our lives for our good and Your glory. Transform us into people who love You and delight in You the way Jesus does.

Bible Truth 5 Stories

Lesson 1: The Case of the Man and the Diving Pigs (New Testament)

Matthew 9; Mark 4-5; Luke 8

Lesson 2: The Case of the Blind, Cliff-Walker (Story of the Saints)

Lesson 3: The Case of the Ancient Mummy (Old Testament)

Genesis 37, 49-50; Exodus 1, 6-11, 13; Joshua 24

1. GETTING STARTED: Welcome and Opening Songs (*introduce unit and get kids moving with these songs*)

<p>Welcome</p>	<p>“Welcome to Praise Factory. We’re so glad you’ve joined us! Here at the PFI we are investigators. (That’s what the “I” stands for!) Investigators look for answers to questions. In PFI, we look for answers to big questions about God. We dig deep down in the truths of God’s Word to find them.”</p>
<p>Praise Factory Theme Song</p>	<p>“Let’s sing our Praise Factory Investigator’s theme song.”</p> <p>PFI: Praise Factory Investigators <i>PFI NIV Songs 8, Track 1</i></p> <p>We’re PFI: Praise Factory Investigators, Diggin’ deep down for truths in God’s Word, That’s PFI: Praise Factory Investigators, Diggin’ deep down for truths in God’s Word, We’re looking for answers to very big questions, Big questions about God, If you’re looking for answers to very big questions ‘bout God, come along, Join PFI: Praise Factory Investigators, Diggin’ deep down for truths in God’s Word, That’s PFI: Praise Factory Investigators, Diggin’ deep down for truths in God’s Word. Deep down, diggin’ down, Let’s go diggin’ down, Deep down, diggin’ down, ‘Til answers to all our Big Questions we’ve found. We’re PFI: Praise Factory Investigators, Diggin’ deep down for truths in God’s Word, That’s PFI: Praise Factory Investigators, Diggin’ deep down for truths in God’s Word.</p>
<p>Classroom Rules Song</p>	<p>An important part of Praise Factory is helping us worship God and love one another. Our WoGoLOA song reminds us how we should act. Let’s sing it.”</p> <p>WoGoLOA Rules Song <i>PFI NIV Songs 8, Track 2</i></p> <p>Refrain: WoGoLOA means “Worship God and love one another,” WoGoLOA means “Worship God and love one another.”</p> <p>WoGo means “Worship God.” Sound off, 1,2,3, Joyfully take part, Listen to others, Obey your teachers. (<i>Refrain</i>)</p> <p>LOA means “Love One Another.” Sound off, 1,2,3, Be kind, Be encouraging, Help others, help others. (<i>Refrain twice</i>)</p>

1. GETTING STARTED, continued

Opening Prayer	"Let's ask God to help us obey these rules, and to help us worship Him and love one another as we learn more about Him today. Let's pray." <i>Pray.</i>
Big Question Under Investigation: Big Question 8 and Songs	<p>"Now it's time to turn to today's Big Question Under Investigation.</p> <p>It's: What Is God's Love for His People Like?</p> <p>God knew and loved His people even before the world began, even though He knew they were sinners who would rebel against Him. He always planned to care for them and to save them from their sins through Jesus. He always planned to work in their hearts by His Holy Spirit so they would love Him and want to live for Him. He always planned to bring them home to live with Him in heaven forever.</p> <p>So the answer to our Big Question, 'What Is God's Love for His People Like? is: It's More than They Could Ever Deserve!</p> <p>"Let's sing our Big Question Song(s): <i>choose one or both</i></p> <p>Big Q & A 8 Song <i>PFI NIV Songs 8, Track 3</i> <i>(adapted version of "Baa. Baa. Black Sheep")</i> What is God's love for His people like? More than they could ever deserve! What is God's love for His people like? What is God's love for His people like? What is God's love for His people like? What is God's love for His people like? More than they could ever deserve!</p> <p>Big Question 8 Song <i>PFI NIV Songs 8, Track 4</i> What Is God's Love for His People Like? What is God's love for His people like? What is God's love for His people like? What is God's love for His people like? It's more than they could ever deserve.</p> <p>Verse 1 God loves His people from all places, from all times, with ev'ry kind of faces. God loves His people from ev'ry nation, And He loves them all through Jesus Christ</p> <p><i>Refrain</i> God's love for His people is more than they could ever deserve. God's love for His people is more than they could ever deserve.</p> <p>Verse 2 God loved His people before the beginning, Even before they were repenting and believing, God loved His people from ev'ry nation, And He loved them all through Jesus Christ. <i>Refrain</i></p> <p>Verse 3 God loved His people, He sent Jesus, To save them, so forever they would be His, God loves His people from ev'ry nation, And He always will through Jesus Christ. <i>Refrain</i></p>

1. GETTING STARTED, continued**Unit 8
Bible Verse**

"How do I know this is true? The Bible tells me so!

1 Chronicles 16:34 tells us: "Give thanks to the LORD for He is good; for His steadfast love endures forever."

**Big Question 8 Bible Verse Song
Forever and Ever: 1 Chronicles 16:34**

PFI NIV Songs 8, Track 5

Forever and ever,
The LORD's love endures forever.
Forever and ever,
The LORD's love endures forever.
First Chronicles Sixteen, thirty-four.

God's people are sinners. Their love for God is never the same. They do not seek Him or obey Him as they should. Yet, the LORD's love for them is always steadfast. It never changes. That's because it's based on Jesus' perfect life and love, not on sinful life and unsteady love. God's people rejoice in how good God is to them! They give thanks to Him for His always faithful love. It will never, ever end. It truly is more than they could ever deserve.

2. DIGGING DEEP DOWN: Key Concept and Story (introduce the Bible Truth and tell the related story)**Bible Truth 5**

"It's time for us to dig down deeper for answers to our Big Question. We're learning **SIX** Bible Truths that all tell us something about God's love for His people. We have learned some already. Can you remember what they are? (God Blesses All People with Many Good Gift; ; God Loved His People Before They Loved Him; God Showed the Depths of His Love By Giving His Son Jesus to Save His People; and, God Loves His People by Caring for Their Needs.)

The Bible Truth we are going to be thinking about today is:

God Uses Everything in His People's Lives for Their Good and His Glory .

When we turn from our sins and trust in Jesus as our Savior, God becomes our Heavenly Father and we become His adopted children.

God promises His children to use everything that happens to them in their life on earth for their good and His glory. Ahead of time, God prepared special good works for each of them to do. He has also planned to carefully allow hard times and suffering in their lives for His special, good purposes.

What are these special, good purposes? To bring glory to His name, showing the world what He is like. And, to change them so that they become more like Jesus, who loves His Father completely and delights in Him. These are the two things God's people want most of all!

No one likes to suffer--not even for the best of purposes! But, God's people are so happy to know that there is nothing in their lives--from the easiest, most enjoyable thing to the very saddest, hardest thing--that their loving Father has not chosen very carefully to use for their good and His glory.

2. DIGGING DEEP DOWN, continued**Bible Truth 5
Hymn**

"Long ago, a man named John Rippon was thinking about this Bible truth, too. He wrote the words to a hymn called "How Firm a Foundation" We're going to learn two verses from it.

How Firm a Foundation

PFI NIV Songs 8, Tracks 16,17

Verse 3

"When thro' fiery trials thy pathway shall lie,
My grace, all sufficient, shall be thy supply;
The flame shall not hurt thee; I only design
Thy dross to consume, and thy gold to refine.

Verse 4

"The soul that on Jesus hath leaned for repose
I will not, I will not desert to his foes;
That soul, tho' all hell should endeavor to shake,
I'll never, no, never, no, never forsake!"

God's people know all God has an unbreakable plan to use all things in their lives for their good. He has planned that even their "fiery trials"—the hardest things that happen to them—that God will use them all to make them like Jesus. They do not have to like the fiery trials, but they can praise God for how He will use them for their good and His glory.

**Bible Truth 5
Bible Verse
and Song**

"The Bible verse we are going to be digging down into for this Bible Truth is:

Romans 8:28-30

"And we know that in all things God works for the good of those who love Him, who have been called according to His purpose. For those God foreknew, He also predestined to be conformed to the likeness of His Son, that He might be the firstborn among many brothers. And those He predestined, He also called; and those He called, He also justified; those He justified, He also glorified."

God's people are those who love Him. In His great love, He has called them to turn away from their sins and trust in Jesus for the forgiveness of their sins. This is what it means to be justified. But being justified in just the beginning of God's good, forever plans for His people. He also planned for all things in their lives—both enjoyable things and hard things—for the good purpose of making them more like Jesus. Yes, He would use all of them to prepare them for life with Him in heaven, where they would be glorified: forever freed from sin and a pure reflection of God's glory. This is God's wonderful plan for making everything in His people's lives for their good and His glory.

We've said our Bible verse, now let's sing it!

All Things

PFI NIV Songs 8, Track 18

All things, yes, all things,
And we know that in all things, God works for the good,
Of those who love Him, Who have been called,
Called according to His purpose. *(But why? What was God doing for His people?)*

For those God foreknew, He also predestined, He predestined,
To be conformed, to be conformed,
To the likeness of His Son. *(But why? What was God doing for Jesus?)*
That He, That He might be, The firstborn among many, many,
Of many, brothers, so He might be, Firstborn of many brothers.
Romans Eight, twenty-eight and twenty-nine.

2. DIGGING DEEP DOWN, continued**LESSON 1 STORY****New Testament Story:****The Case of the Man and the Diving Pigs**Matthew 9;
Mark 4-5; Luke 8

"Now it's time for today's story called: **The Case of the Man and the Diving Pigs.**

As you listen to the story, see if you can figure out:

- 1. What was wrong with man? How did this cause the pigs to dive?**
- 2. How did Jesus use this man's struggles for God's glory and for the good of this man and many more?** (If desired, write these questions on a sheet of paper to refer to when the story is finished.)

Read story.

After reading story, ask for the children's answers to the questions.

1. What was wrong with man? How did this cause the pigs to dive? The man was troubled by many demons. When Jesus healed the man, he let the demons go into the pigs and that made them dive over the edge of the cliff.

2. How did Jesus use this man's struggles for God's glory and for the good of this man and many more? Jesus showed that He was God's Son, powerful enough to make all the powers of evil obey. Nothing or no one is too strong for Him! This poor man's struggle was over. He came to believe in Jesus and be saved. Many others heard what Jesus did for him and they also put their faith in Jesus.

Close in prayer. (prayer suggestions included at end of story)

LESSON 2 STORY**Story of the Saints:****The Case of the Blind Cliff-Walker**

"Now it's time for today's story called: **The Case of the Blind Cliff-Walker.**

As you listen to the story, see if you can figure out:

- 1. Who was the Blind Cliff-Walker? How did he become blind? What cliffs did he walk on?**
- 2. How did God use the boy's blindness for his good? How did God use the boy's cliff-walking for His own glory?**

(If desired, write these questions on a sheet of paper to refer to when the story is finished.)

Read story.

After reading story, ask for the children's answers to the questions.

1. Who was the Blind Cliff-Walker? How did he become blind? What cliffs did he walk on? An orphan named Titus. From an illness when he was twelve years old.

2. How did God use the boy's blindness for his good? How did God use the man's cliff-walking for His own glory? Titus was sent to a special school to learn Braille and there he learned about Jesus and became a Christian. Titus' brave trust in God to guide him even along the steep, cliff-roads of Nepal showed many just how great God is to take care of His people.

Close in prayer. (prayer suggestions included at end of story)

2. DIGGING DEEP DOWN, continued**LESSON 3****Old Testament Story:**

The Case of the Ancient Mummy
Genesis 37, 49-50;
Exodus 1, 6-11, 13;
Joshua 24

"Now it's time for today's story called: **The Case of the Ancient Mummy.**

As you listen to the story, see if you can figure out:

1. Who was the ancient mummy? What hard thing did he endure in his life and how did God use it for his good?

2. What did God promise him? How did God answer this promise for His own glory?
(If desired, write these questions on a sheet of paper to refer to when the story is finished.)

Read story.

After reading story, ask for the children's answers to the questions.

1. Who was the Ancient Mummy? What hard thing did he endure in his life and how did God use it for his good? Joseph. He was sold into slavery in Egypt and lived as a slave and as a prisoner in jail for many years. God used it to save his entire family from death by starvation.

2. What did God promise him? How did God answer this promise for His own glory? God promised Joseph that he would bless his family in Egypt and many years later take them back to the Promised Land to live. The people would carry his bones home with them.

Close in prayer. (prayer suggestions included at end of story)

3. TAKING ACTION: Response Activities *(choose from among these activities)***Response Activities**

- **ACTS Prayer Activity:** Add your own prayer requests to the ACTS prayer
- **Sneaky Snack:** Story-related snack
- **Bible Truth Review Activity:** Game with questions related to the Bible Truth
- **Bible Truth Hymn:** Music activities to learn a portion of a Bible Truth-related hymn
- **Bible Verse Review Activity:** Game with questions related to Bible Truth Bible verse
- **Bible Verse Song:** Music activities to learn the Bible Verse song
- **Story Review Activity:** Game with questions related to the Bible Truth and Case
- **Case RePlay, Jr. and Sr.:** Two drama activities that review the story: one for younger children, one for older children.
- **Craft:** Story-related craft
- **VIPP (Very Important Prayer Person):** Game and a coloring activity to help children learn about people in your church and how to pray for them.

(VIP resources: found online or at back of this book)

4. TAKING IT TO OTHERS *Optional presentations for the last few minutes of class***Presenting to Other Children**

If you split the children into different response activities, you can gather the children together again and have each small group make presentations to show the other children what they learned. Presentation ideas are included in the resources for each activity.

Presenting to Parents

If you keep your children together for response activities, you can have them make a presentation of something they have learned to their parents when they come to pick them up from class. Presentation ideas are included in the resources for each activity.

5. TAKING IT HOME *(Take Home Sheet)***PFI Pronto**

Give out the PFI Pronto for the case story as well as any other materials as the children are dismissed.

BIBLE TRUTH 5, LESSON 1: PLANNER/OVERVIEW

GETTING STARTED: Welcome and Opening Songs (*introduce unit and get kids moving with these songs*)

Welcome to Praise Factory: PFI: Praise Factory Investigators Theme Song *PFI NIV Songs 8, Track 1*

Rules to Help Us Worship God and Love One Another: WoGoLOA Classroom Rules Song
PFI NIV Songs 8, Track 2

Big Question Under Investigation: Big Question 8 Songs *PFI NIV Songs 8, Tracks 3,4*

Big Question Bible Verse: 1 Chronicles 16:34 Song *PFI NIV Songs 8, Track 5*

DIGGING DEEP DOWN: Key Concept and Story (*introduce the Bible Truth and tell the related story*)

Bible Truth 5: God Uses Everything in His People's Lives for Their Good and His Glory

Bible Truth Hymn: How Firm a Foundation, vs.3,4 *PFI NIV Songs 8, Tracks 16,17*

Bible Verse: Romans 8:28-30

Bible Verse Song: All Things *PFI NIV Songs 8, Track 18*

Lesson 1 New Testament: The Case of the Man and the Diving Pigs *Matthew 9; Mark 4-5; Luke 8*

TAKING ACTION: Response Activities (*choose from among these activities*)

Snack and Discussion Planner: The Pigs and the Man Who Lived at the Cemetery

ACTS Prayer: Prayer Sheet

Bible Truth Review: Discussion Questions and Game: Menagerie

Bible Truth Hymn: How Firm a Foundation, vs.3,4 *PFI NIV Songs 8, Tracks 16,17*
Song, Sign Language and Song Game: Pass the Secret Sign **PFI NIV Songs 8 BOOK or ONLINE**

Bible Verse Review: Romans 8:28-30 Discussion Sheet and Game: Rush to the Store

Bible Verse Song: All Things: Romans 8:28-29 *PFI NIV Songs 8, Track 18*
Song, Sign Language and Song Game: Mimic Me! **PFI NIV Songs 8 BOOK or ONLINE**

Story Review: Discussion Questions and Game: String Along

Case Replay, Jr: Drama Activity for Youngest Children (children do same story actions together)

Case Replay, Sr: Drama Activity for Most Children (children re-tell story with individual parts)

Craft: Strong, Iron Chains

VIPP (Very Important Prayer Person) Prayer Time: Coloring Sheets (back of book) & Game: Ball Roll Review

TAKING IT HOME: Take Home Sheet for Review and Family Devotions

PFI Pronto: Bible Truth 5, Lesson 1 **PFI NIV Prontos 8 BOOK or ONLINE**

The Case of the Man and the Diving Pigs *Matthew 9; Mark 4-5; Luke 8* by Connie Dever**Our story is called:****The Case of the Man and the Diving Pigs.****As you listen to the story, see if you can figure out:**

1. What was wrong with man? How did this cause the pigs to dive?
2. How did Jesus use this man's struggles for God's glory and for the good of this man and many more?

This story takes place in New Testament times, when Jesus lived on earth.

It was getting late. "First Evening" had passed—the time of day when the sun first began to sink down into the west. "Second Evening" was upon them. The shadows were deepening and the moon was on the rise, when Jesus and His disciples beached their boat near Gadara, on the eastern shore of the Sea of Galilee.

Too far from their home on the other side of lake, they would be spending night here and the disciples were probably not very happy about that. Why? Because this side of the Sea of Galilee was "the Decapolis" or "the Ten Cities," named after the ten cities the Romans had taken from Israel and put under the control of Syria, the country that lay to the east of Israel. This was Gentile country—home to non-Jews who lived life in their very non-Jewish-y way.

But this wasn't the worst of it. You see, Jesus had them put to shore near hills covered with thousands of pigs and filled with caves of dead bodies! For a Jew, it doesn't get much worse than that! Pigs and dead bodies were two things that made Jews unclean. That is, they made them unfit to be around other Jews and to worship the Lord in the Temple.

Gentiles, pigs and dead people! These were all very good reasons for a Jew to get back in the boat and row to some other place for the night, but they weren't good enough reasons for Jesus. He had plans to meet someone who lived right there among the pigs and the dead and change his life—for his good and God's glory.

Who was this someone? The only name we have for him is "The Demoniac." This poor, miserable man from Gadara, had come under the grip of Satan's power. The demons made the man stronger than a regular human. They urged him to hurt himself and hurt others. Many times he would yell out in terrible shrieks. People tried to control him. They bound his hands and feet with

strong chains and kept him under guard. But nothing worked. He broke the chains, escaped his guards and snuck away to lonely places, like this cemetery.

Many people from the Decapolis hired magic workers to chant magic spells over demon possessed people. If this man's family had done this, it hadn't worked. So they left him to live out among the tombs and to suffer by himself. While living out there, he got He had become so violent that no one could pass safely through the cemetery anymore.

It was right there, on the shores below the cemetery, where Jesus had his disciples put to shore. Full of God's power and love, He had come to change this man's terrible life for his own good and for God's glory, as all were soon to see.

Neither Jesus nor this man had ever met each other before, yet they both knew who the other was. Jesus knew by the Spirit of God; but the man, by the demons. Even from a distance, they knew it was the mighty Son of God who was on that shore—and they were terrified. The man immediately ran out of the tombs and fell down at Jesus' feet.

"Come out of this man, evil spirits!" Jesus ordered.

"What do you want with me, Jesus, Son of the Most High God? Swear to God that you won't torture me!" they shrieked back through the man.

Jesus asked him, "What is your name?"

"Legion," he replied. What a name! A legion was the largest single unit in the Roman army—up to 6000 soldiers! What a lot of demons troubled this poor man!

"Please, Jesus, don't send us out of this area! Don't send us to the Abyss," the demons pleaded with Jesus. They did not want to return to that holding place for

Story-telling Tips

Ahead of time:

1. Read the Bible verses and story. Pray!
2. Create story cue cards on index cards (or highlight text).
3. Practice telling story dramatically, timing your presentation. Shorten, if necessary to fit your allotted time.
4. Decorate area with story props that help bring your story alive.

During your presentation:

1. Maintain as much eye contact as possible as you tell the story. Point to/use props at important points in the story. Include the kids in your story with a few questions about what they think will happen or words/concepts that might be new to them.
2. Watch the kids for signs that their attention span has been reached. Shorten, if necessary.

Satan and his demons. "Send us among the pigs; allow us to go into them," the demons begged Him.

Jesus gave them permission. There would be a day of final judgment when they--would be bound in the Abyss forever, but it had not come yet. Right now Jesus would use these demons to bring glory to God. He would show God's complete power over evil, rescue this poor man and encourage many to believe He was God's Son.

At Jesus' command, the demons left the man and went into the pigs. The herd, about two thousand in number, rushed down the steep bank into the Sea of Galilee and were drowned.

Those tending the pigs ran off and reported this in the town and countryside, and the people went out to see what had happened. [Sure enough. Everything was just as they said: There were the bodies of the 2000 pigs, scattered along the shore, and bobbing up and down in the surf of the Sea. There was the man who had been possessed by the legion of demons, sitting there, dressed and in his right mind. And there was Jesus, the mighty One who had done with just His words what no chain or magic spell or anything else could do.

"Tell us again what happened," the crowd of people who gathered asked.

Once more the pig herders told what they had seen. The crowd saw what Jesus had done and they should have worshiped Him. Here was a man no one could help! Here was a man dangerous to himself and to others! Here was a man whose life was ruined under the mighty grip of Satan! Yet here came Jesus, the Son of God. Full of God's power to save; full of His love! He changed this man's terrible life for his own good and for the God's glory, as all could see.

The people could see the great thing that Jesus had done, but they didn't want to believe. They were scared of Jesus and His great power. They could not believe He used it for their good and God's glory. "Please, Jesus, leave us. Go away from our lands," they pleaded with Him.

How relieved the people of Gadara were as Jesus and the others turned back to the shore to sail home! Only one of them followed Jesus down to the boat: the man who had been freed of the demons.

"Jesus, please, take me with You. I want to be Your disciple, too," he begged.

But Jesus said no. He had other plans for this man. Good plans; plans that would bring great glory to God. "Go home to your family and tell them how much the Lord has done for you, and how He has had mercy on you," Jesus told him.

The man obeyed. As Jesus and the others set off across the Sea of Galilee for their home in Capernaum, the man set off across the hills to his home.

What a homecoming it must have been as neighbors, family and friends recognized him. "What happened to you? Who healed you?" they exclaimed.

"Jesus did this!" he replied. Then he told them the wonderful story: "I was a man no one could help. I was a man dangerous to myself and to others. I was a man whose life was ruined under the mighty grip of Satan. Yet here came Jesus, the Son of God. Full of God's power to save; full of His love. He changed my terrible life for my own good and for God's glory," he told them.

That man's family, neighbors and friends may have been the first to hear, but they certainly were not the last. The Bible tells us that the man traveled all over the Decapolis telling how much Jesus had done for him. And all men marveled at God's goodness shown to this man and the glory and power of Jesus' name.

Cracking the Case:

It's time to answer our Case Questions.

a. What was wrong with man? How did this cause the pigs to dive?

The man was troubled by many demons. When Jesus healed the man, he let the demons go into the pigs and that made them dive over the edge of the cliff.

b. How did Jesus use this man's struggles for God's glory and for the good of this man and many more?

Jesus showed that He was God's Son, powerful enough to make all the powers of evil obey. Nothing or no one is too strong for Him! This poor man's struggle was over. He came to believe in Jesus and be saved. Many others heard what Jesus did for him and they also put their faith in Jesus.

Something for You and Me

Our Bible Truth is: God Uses Everything in His People's Lives for Their Good and His Glory

Our Bible Verse is: Romans 8:28-30

"And we know that in all things God works for the good of those who love Him, who have been called according to His purpose. For those God foreknew, He also predestined to be conformed to the likeness of His Son, that He might be the firstborn among many brothers. And those He predestined, He also called; and those He called, He also justified; those He justified, He also glorified."

How great is our God! He truly uses all things for the good. Look how He even used the terrible work of demons for this man's good and God's glory!

But what about you and me? If Jesus could work this kind of good in this man's life and brought such great glory to God through it, could He work powerfully in our lives, too? Yes, He can! He can work in our hearts, helping us to turn away from our sins and trust in Him as our own Savior, just as He worked in this man's life. Then we will be His people! But that is just the beginning! When we are His people, there is nothing in our lives that He will not use for our good and for His glory!

Let's praise God for being able to use absolutely everything in His people's lives for their good and His glory. Let's ask Him to make us His people. Let's ask Him to bring great glory to His name through everything in our lives.

Closing ACTS Prayer

A God, we praise You for being more powerful than anyone or anything else--even Satan.

C God, we confess that many times we are fearful of evil, forgetting that Jesus has broken the power of sin and death. Oh, how we need a Savior!

T God, we thank You for using even the very worse and very hardest things in Your people's lives for their good and Your glory.

S God, break the power of sin and death in our lives. Work in our hearts, helping us to turn away from our sins and trust Jesus as our own Savior.

Special Words

Demons: Spirits that rebelled with Satan, at the beginning of time.

Abyss: The name for the holding place for Satan and the demons.

Satan: The very powerful angel that lead a rebellion against God, at the beginning of time. He not only led other angels in rebelling against God, but deceived humans so that they would desire to rebel against God, too.

ACTS PRAYER ACTIVITY

Use this sheet to write down your ACTS Prayer

Instructions:

Use this sheet to help the children apply the Bible Truth into a prayer. You can use the ACTS provided or even better, have the kids think of their own applications. Also have the children add their personal requests to the prayer, too. Lead the children in the prayer or let them pray sections, with your help. Never force a child to pray! Non-readers can participate by you whispering a section of the prayer into their ear and allowing them to pray it aloud for the group.

ADORATION:

God, we praise You for being so powerful and wise to make all things work for Your people's good and Your own glory.

God, we praise You for being.....

Add your own Adorations:

CONFESSION:

God, we confess that we grumble when hard things happen to us, forgetting that if we are Your people, You are using even these hard things for our good and Your glory We need a Savior!

God, we have sinned against You....

Add your own Confessions:

THANKSGIVING:

Thank You, God for all the good things You promise to do in Your people's lives. Thank You for planning every single thing in their lives to be for their good and Your glory.

God, we thank You for...

Add your own Thanksgivings:

SUPPLICATION:

God, work in our hearts, that we might turn away from our sins and trust in Jesus as our Savior. Make all the things in our lives for our good and Your glory. Transform us into people who love You and delight in You the way Jesus does.

God, we need Your help...

Add your own Supplication:

SNEAKY SNACK

Can you figure out how this snack ties in with our case?

Snack: The Pigs and the Man Who Lived at the Cemetery

Bake and serve dinner roll "limestone cliff" with a Teddy graham "body" placed in middle (if desired), with piece of blue fruit roll up "shoreline" off of one side and a few little cubes of ham/hot dog/bacon bits "pigs" sprinkled on top of the shoreline. If desired, lightly butter the roll in the middle before inserting the Teddy graham.

This is only a suggestion. Feel free to modify. Be mindful of allergy issues among your children!

Case Tie-in: Jesus showed His mighty power even over the powers of evil when He rid this poor man of his suffering. The demons were sent into the pigs and they ran off the cliff to their death. But the man trusted in Jesus and was saved for eternal life. God used this terrible suffering for His own glory. He used it for this man's good and the good of many others who heard his story and put their faith in Jesus.

SOUL FOOD

Food for thought during snack time

1. What does the snack have to do with the story?

Choose a few questions from the other activity discussion sheets to talk about during this snack time.

2.

3.

4.

5.

6.

7.

Directions: Read and discuss Bible Truth, using a FEW of the questions. Play game. Feel free to modify the game to fit your children.

God Uses Everything in His People's Lives for Their Good and His Glory

When we turn from our sins and trust in Jesus as our Savior, God becomes our Heavenly Father and we become His adopted children.

God promises His children to use everything that happens to them in their life on earth for their good and His glory. Ahead of time, God prepared special good works for each of them to do. He has also planned to carefully allow hard times and suffering in their lives for His special, good purposes.

What are these special, good purposes? To bring glory to His name, showing the world what He is like. And, to change them so that they become more like Jesus, who loves His Father completely and delights in Him and His perfectly good will. These are the two things God's people want most of all!

No one likes to suffer--not even for the best of purposes! But, God's people are so happy to know that there is nothing in their lives--from the easiest, most enjoyable thing to the very saddest, hardest thing--that their loving Father has not chosen very carefully to use for their good and His glory.

Understanding the Bible Truth

1. How do we become God's adopted people and He, our Heavenly Father? *When we turn from our sins and trust in Jesus as our own Savior.*
2. What does God promise to use everything that happens to His children for? *Their good and His glory.*
3. What good things has He prepared in advance for them? *Special good works for them to do.*
4. What does He promise about the hard things they go through? *He has carefully allowed them for special (and good) purposes.*
5. What does He promise to use their trials to do? *To bring glory to His name. And, to change them so that they become more like Jesus, who loves His Father completely and delights in Him and His good will.*
6. Does God expect us to like suffering? *No. Suffering is hard and painful, even if God is using it for His good purposes.*
7. What does God reassure His people about the hard times they go through? *He knows exactly what he is doing; one day their hard times will seem so light and short compared with the rich blessings he will bring from them.*

Bible Verse Connection Question

1. What does our Bible Truth have to do with our **Bible Verse: Romans 8:28-30**: "And we know that in all things God works for the good of those who love Him, who have been called according to His purpose. For those God foreknew, He also predestined to be conformed to the likeness of His Son, that He might be the firstborn among many brothers. And those He predestined, He also called; and those He called, He also justified; those He justified, He also glorified."?

God's people are those who love Him. In His great love, He has called them to turn away from their sins and trust in Jesus. And when they did, He forgave their sins and saved them. This is what it means to be justified. But being justified in just the beginning of God's good, forever plans for His people. He also planned for all things in their lives—both enjoyable things and hard things—for the good purpose of making them more like Jesus. Yes, He would use all of them to prepare them for life with Him in heaven, where they would be glorified: forever freed from sin and a pure reflection of God's glory.

Bible Truth Story Connection Questions

1. What suffering did the Demoniac go through? *He didn't know or love God. He lived under the grip of demons and their terrible desires: hurting himself, hurting others; being forced to live out among the tombs.*
2. How did Jesus use this man's suffering for his good and God's glory? *Jesus did good to this man by rescuing him from the demons and helping him to know and love Him as His Savior. God was glorified as the people of Gadara and many people in Decapolis heard/saw God's power and love for sinners in how He helped this man.*

Life Application Questions

1. How should God's people react to hard times they go through? *They may be sad, but they can trust God's good plans and praise Him for how He will use them for their good and His glory.*
2. What kinds of good works do you think God prepares in advance for His people? *Love Him and obey Him. Love others; Tell others about Jesus; Use well the gifts He gives us; praise and trust Him no matter what, etc.*
3. How can we become God's people? *By turning from our sins and trusting in Jesus as our own Savior.*

ACTS Questions

1. What is something we can praise God for because of this Bible Truth?
Praise God for being so powerful and wise to make all things work for His people's good and His glory.
2. What are sins we can confess to God because of this Bible Truth?
Confess grumbling in hard times, forgetting that if we are God's people, He is using them for our good and His glory.
3. What is something we can thank God for because of this Bible Truth?
Thank God for all the good things He promises to do in His people's lives.
4. What is something we can ask God for because of this Bible Truth?
Ask God to work in our hearts and help us trust Jesus as our Savior. Ask Him to make all the things in our lives for our good and His glory.

The Gospel

1. God has promised to use everything in His people's lives for their good and His glory. How can we become God's people so that this promise is for us? What is the gospel?
God is the good Creator and King of the world. He made people to worship Him and live by His good laws. But we are all sinners who have rebelled against Him. We all deserve death--God's just, eternal punishment for our sins. How terrible! But God has good news for us. In His great mercy, God sent His Son Jesus to earth to save sinners. Yes, Jesus, the perfect Son of God, left His home in heaven and became a man. He lived the perfect life that pleases God. (He's the only one who has ever done that!) He offered it up to God His Father as the perfect sacrifice for sins when He suffered and died on the cross. Then, on the third day, Jesus rose from the dead in victory. He had fully paid for the sins of God's people, so they wouldn't have to! Now all who turn away from their sins and trust in Jesus as their Savior will receive forgiveness of sins and eternal life with God. They will be His very own special people who will know Him and enjoy Him forever. We can be God's people, too, if we turn from our sins and trust in Jesus as our own Savior.

Game: Menagerie

Materials

Small Bag/Bowl
Bible Truth Questions

Preparing the Game

1. Choose 20+ questions for your game from the Bible Truth Discussion Questions, or make up your own.
2. Write the Bible Truth questions on small thin strips of paper (or make a photocopy of the Bible Truth Discussion Questions and simply cut them into strips) and put them in the bag/bowl.

Playing the Game

Divide the children into three or four teams, depending on how many children you have. Each group of children is given the name of an animal and is assigned a corner of the room. You are "It" and stand in the middle of the room. When everyone is ready, give instructions to different groups of animals, such as "I want the bears to change places with the monkeys." The bears and monkeys when then run to change places. You, as It, will try to tag bears and monkeys. Choose a question from the bag to read to your caught animals. If they get it right, they are released to be back with their fellow animals. If not, they must wait until another, correct answer to be released.

Game continues as number of questions, time, and attention span allow.

Non-competitive Option

Do not exclude "caught" animals from the game, even if they get the answer wrong. Instead release them back to their fellow animals and put the question back in the bag for review again.

Optional TAKING IT TO OTHERS Activity: Quiz Questions

Have the children choose a few of the questions from the game to ask the parents/other children during TAKING IT TO OTHERS time. Help pre-readers by whispering the question in their ear and letting them ask it aloud to the parents/other children. Make sure you read the Bible verse aloud before you ask your questions.

Directions:

1. Write words to song in large print before class.
2. Play the song for the children, helping them follow along on the song sheet.
3. Discuss the song, using a few questions from the discussion sheet. *Don't use them all!*
4. Introduce sign language for key words of your choice from sign language sheet for your song. Use as few or as many as you think the children can learn.
5. Sing and sign the song. Sign language as well as large format lyrics and sheet music are found in the PFI Unit Songbook or online.
6. If desired, play the Song Game.

Optional TAKING IT TO OTHERS Activity: Presenting and Singing the Song

1. Sing and sign the song, encouraging the watching children/parents to join in.
2. Ask the class some of the questions listed below. The Bible Truth Connection Question is particularly good to help them understand how the song ties in with the Bible Truth.

How Firm a Foundation

Verse 3

"When thro' fiery trials thy pathway shall lie,
My grace, all sufficient, shall be thy supply;
The flame shall not hurt thee; I only design
Thy dross to consume, and thy gold to refine.

Verse 4

"The soul that on Jesus hath leaned for repose
I will not, I will not desert to his foes;
That soul, tho' all hell should endeavor to shake,
I'll never, no, never, no, never forsake!"

Listen to it on PFI NIV Songs 8, Tracks 16,17

Understanding the Song

1. What is a "fiery trial?" *It has nothing to do with fire, but just means a really hard time of suffering we have to go through.*
2. What "pathway" do these fiery trials lie upon? *Not a real path or road that you walk on. Pathway is another way of saying things you go through in your life. So, it's talking about the times of suffering you face in life.*
3. What does "supply" mean and what shall be the believer's supply when going thro their difficult trials? *Supply means to be everything you need. God's grace—that is, His gifts of strength, faith, hope, patience, etc that He freely gives His people—will be enough for them to make it through even the hardest of sufferings.*
4. What shall not hurt the believer? *The flame.*
5. What does he mean by "flame?" *The writer has been talking about "fiery trials"—hard times the believer goes through. A flame is what burns or hurts you. He is saying that even when His people go through "fiery," hard times of suffering, they will never let the trials be anything but for the good and His glory.*
6. What does God design (plan) for the "flame" to do? *Just like fire is used to purify gold by melting out impurities (called dross) and make it more beautify and pure, so God only plans to use His people's trials to purify them of sin and strengthen their faith, love and dependence upon Him.*
7. What does it mean to lean on something for repose? *To rest on something peacefully, without worry.*
8. What does God promise to a person (a soul) who rests on Him, peacefully? *He will never desert (abandon) to his foes (enemies).*
9. What does it mean for "hell to endeavor to shake" a soul? *What does God promise when that happens to His people? It means for Satan to bring lots of suffering upon them and try to get them to turn away from God. God promises to never forsake them. He will always be with them, always giving them strength to endure their sufferings, no matter how hard they are.*

Bible Truth Connection Question

1. How does this song relate to our **Bible Truth: God Uses Everything in His People's Lives for Their Good and His Glory**? *God's people may go through very hard, "fiery" trials, but they know that God is their firm foundation. They are "staid" on Jesus, trusting that He always be with them and only use their trials to "consume their dross"—make them holy. That is for their good and will bring glory to His name.*

Story Connection Question

1. How does this song relate to today's story? *After Jesus healed the Demoniac, he went home and traveled all over the Decapolis telling of his fiery trial he went through and how Jesus can and saved him. All hell "endeavored to shake this man" through these demons, but they had to flee at Jesus' command. Whatever other fiery trials this man may have had to face as Jesus' disciple, he knew that the Lord would never forsake him to his foes. He could lean on Jesus' power to be his firm foundation all his life.*

Bible Connection Question

1. What does this hymn have to do with our Bible Verse: **Romans 8:28-30**: "And we know that in all things God works for the good of those who love Him, who have been called according to His purpose. For those God foreknew, He also predestined to be conformed to the likeness of His Son, that He might be the firstborn among many brothers. And those He predestined, He also called; and those He called, He also justified; those He justified, He also glorified."?

God's people know all God has an unbreakable plan to use all things in their lives for their good. He has planned that even their "fiery trials"—the hardest things that happen to them—that God will use them all to make them like Jesus. They do not have to like the fiery trials, but they can praise God for how He will use them for their good and His glory.

ACTS Questions

1. What is something we can praise God for from this hymn?

Praise God for always giving His people the grace they need to make it through all their trials. Praise God for always using even the hardest trials of His people's lives to make them like Jesus.

2. What are sins we can confess to God from this hymn?

That when we go through hard times, we like to grumble about them. We forget that, if we are God's people, we can trust that He will give us grace to endure them; and that He is using them to make us more like Jesus.

3. What is something we can thank God for from this hymn?

We can thank God always giving His people grace to endure even the hardest trials they go through.

4. What is something we can ask God for from this hymn?

That God would work in our hearts that we might turn from our sins and trust Jesus as our Savior. We can ask Him to give us grace to endure even our hardest trials. We can ask Him to use them to make us more like Jesus.

Life Application Questions

1. How can God's people be affected by the message of this song? *They can praise God for promising to use everything they go through for their good and His glory. They can ask Him to use their trials to make them holier and stronger in their faith; and to glorify Himself through everything they go through.*

2. How can we become God's people? *By turning away from our sins and trusting in Jesus as our own Savior.*

Gospel Question

1. God's people are so grateful that God will use everything in their lives for their good and His glory, even the "fieriest" trials. How can we become God's people, knowing that God will use everything in our lives for our good and His glory? What is the gospel?

God is the good Creator and King of the world. He made people to worship Him and live by His good laws. But we are all sinners who've rebelled against Him. We all deserve death--God's just, eternal punishment for our sins. How terrible! But God has good news for us. In His great mercy, God sent His Son, Jesus to earth as a man to save sinners. He lived the perfect life that pleases God. (He's the only one who's ever done that!) He offered it up to God His Father as the perfect sacrifice for sins when He suffered and died on the cross. Then, on the third day, Jesus rose from the dead in victory. He had fully paid for the sins of God's people, so they wouldn't have to! Now all who turn away from their sins and trust in Jesus as their Savior will receive forgiveness of sins and eternal life with God. They will be His very own special people who will know Him and enjoy Him forever. We can be God's people, too, if we turn from our sins and trust in Jesus as our own Savior.

Song Game: Pass the Secret Sign

Materials

Sign Language signs used in song, particularly choose words with important meanings you want the children to learn, such as “grace”, “redeem”, etc.

Bag or bowl

Blindfold

Preparing the Game

1. Cut out signs and put in bowl.

Playing the Game

1. Practice the song and signs until the children know them well.
2. Have all the children stand in a tight circle, except one, “It.” who will stand in the middle of the circle, blindfolded.
3. Have the children in the circle to put their hands behind their backs. Choose a sign from the bag and hand to a child in the circle, still keeping hands behind their backs, not looking at the sign.
4. When “It” says “Pass the Secret Sign”, the children will begin to pass the sign around behind their backs.
5. When “It” says “Stop the Passing!” the child who has the sign freezes with the sign behind his back.
6. The child with the sign brings it around and looks at it. You can help the child practice the sign.
7. Then take the blindfold off of “It”, watch the child with the card do the sign, then have “It” guess the name of the sign. (If desired, “It” can ask another child in the circle for help with their guess.)
8. The holder of the sign then becomes “It.” Sing the song with all the signs, then repeat.

choose a FEW questions for discussion, then choose the game and/or music activity

Meditation Version: Romans 8:28-30

“And we know that in all things God works for the good of those who love Him, who have been called according to His purpose. For those God foreknew, He also predestined to be conformed to the likeness of His Son, that He might be the firstborn among many brothers. And those He predestined, He also called; and those He called, He also justified; those He justified, He also glorified.”

Alternate Memory/Games Version: Romans 8:28

“And we know that in all things God works for the good of those who love Him, who have been called according to His purpose.”

Understanding the Bible Verse

1. Who does God work for the good of? *Those who love Him, those who have been called according to His purpose.*
2. What does it mean to be called according to God’s purpose? *It means that someone becomes one of God’s people because they heard the good news of Jesus and God worked in their hearts so that they would turn away from their sins and trust in Jesus as their own Savior.*
3. What does God use to work for the good of His people? *All things in their lives, both enjoyable and hard.*
4. Who did God foreknow and predestine to be conformed to the likeness of His Son, Jesus? *His people: those who love Him and who He called to believe in Him.*
5. What does it mean that God foreknew someone? *It means that God knew that they would become His people, that they would turn away from their sins and trust in Jesus as their own Savior.*
6. What does predestine mean? *To choose in advance that something would happen for sure.*
7. What did God predestine to happen to His people? *That they would be called, justified (saved from their sins) and conformed to the likeness of His Son, Jesus, all according to His purpose.*
8. What does conformed mean? How are God’s people conformed into Jesus’ likeness? *Conformed means to make something act or be like something else. God’s people are conformed into Jesus’ likeness when the Holy Spirit works in their hearts. He changes them so that they love and obey God as Jesus did.*
9. Why did God predestine His people to be conformed (to be made) like Jesus? *So that they would, like Jesus, love God and obey Him.*
10. What does it mean that Jesus is the firstborn? *It means that He was the first to rise from the dead, after He took the punishment for God’s people’s sins, died on the cross, then rose from the dead.*
11. How are God’s people like brothers, who come after Jesus? *They, too, will rise from the dead one day, because of their faith in Jesus as their own Savior.*
12. What does it mean to be justified by God? *To have your sins forgiven and be made one of God’s people.*
13. What does it mean to be glorified? *To be completely free from sin so that you glorify God completely, in everything you think, say and do.*
14. When will God’s people be glorified? *In heaven.*
15. What has God predestined to happen to His people? *That they would be called (hear the good news of Jesus, and believe), justified (have their sins forgiven and made one of God’s people), and glorified (made to be without sin) one day.*

Bible Truth Connection Question

1. What does this verse have to do with the **Bible Truth: God Uses Everything in His People’s Lives for Their Good and His Glory?** *God’s people are those who love Him. In His great love, He has called them to turn away from their sins and trust in Jesus for the forgiveness of their sins. This is what it means to be justified. But being justified is just the beginning of God’s good, forever plans for His people. He also planned for all things in their lives—both enjoyable things and hard things—for the good purpose of making them more like Jesus. Yes, He would use all of them to prepare them for life with Him in heaven, where they would be glorified: forever freed from sin and a pure reflection of God’s glory. This is God’s wonderful plan for making everything in His people’s lives for their good and His glory.*

Story Connection Questions

1. How does this verse relate to our story? *The poor man, known as the Demoniac, was held in Satan's powerful grip. But God foreknew this man. In His great love, He planned to rescue him and save him. He planned for him to turn away from his sins and trust in Jesus. And, He planned to use all of this to show people that Jesus really was the Son of God, that they would turn from their sins and trust in Him, too.*

Life Application Questions

1. How can we become those who are called, justified, and one day glorified? *By turning away from our sins and trust in Jesus as our own Savior.*

ACTS Questions

1. What is something we can praise God for from this Bible Verse? *Praise God for being able to save His people! There is nothing that can stop His plans to call them, justify them, and glorify them!*

2. What are sins we can confess to God from this Bible Verse? *That we have all turned away from God. Our hearts are dead to God. We cannot know God on our own! We need a Savior!*

3. What is something we can thank God for from this Bible Verse?

We can thank God for His unbreakable plan to use all things in His people's lives for His good purposes!

4. What is something we can ask God for from this Bible Verse?

We can ask God to work in our hearts that we would want to turn away from disobeying Him and trust in this wonderful Jesus as our own Savior. We can ask Him to save us, to make us conformed to the likeness of Jesus and one day, to glorify us in heaven—free from sin forever!

The Gospel

1. What was God's amazing, unbreakable plan to call, justify and glorify His people? What is the gospel?

God is the good Creator and King of the world. He made people to worship Him and live by His good laws. But we are all sinners who have rebelled against Him. We all deserve death--God's just, eternal punishment for our sins. How terrible! But God has good news for us. In His great mercy, God sent His Son Jesus to earth to save sinners. Yes, Jesus, the perfect Son of God, left His home in heaven and became a man. He lived the perfect life that pleases God. (He's the only one who has ever done that!) He offered it up to God His Father as the perfect sacrifice for sins when He suffered and died on the cross. Then, on the third day, Jesus rose from the dead in victory. He had fully paid for the sins of God's people, so they wouldn't have to! Now all who turn away from their sins and trust in Jesus as their Savior will receive forgiveness of sins and eternal life with God. They will be His very own special people who will know Him and enjoy Him forever. We can be God's people, too, if we turn from our sins and trust in Jesus as our own Savior.

Game: Rush to the Store

Materials

Bible verse written up in large print so that all can see

2 large pieces of paper or poster board

A toy shopping cart or shopping bag per team

Empty food or beverage containers such as milk cartons or cereal boxes—one for each word or group of words of the verse (no more than 10 per team)

Paper and marker

Bag or jar

Masking tape

Two tables

Preparing the Game

1. Make copy of the verse per team and cut it apart into as many parts as containers per team. Number this verse pieces in order and tape them to the containers.
2. Make a sign per team of the verse. If you have a lot of non- or early readers, write the verse in easy to read print, numbering each word/section that correspond to the sections on the cut-up version of the verse. If your children are all proficient readers, do not write the verse on the poster board, but simply draw lines and number them 1-10, corresponding to the 10 verse pieces.
3. Write down and cut out the numbers used on the verse pieces and put in a little bag or jar.
4. Use the masking tape to mark each team's home starting line.
5. Place each team's "groceries" in separate piles at the far end of the room with space between the two piles for the teacher to stand.

Learning the Verse

Some or all of your children may be non- or early readers. Teach the verse in sections, having them say it after you. Repeat a few times. Add clapping or other movement as they say it.

Directions

1. If desired, lead the children in a discussion of a **FEW** of the most important questions before beginning game.
2. Explain the game to them as follows:

WARNING: Limit the children to walking quickly if you have a slick floor.

Divide the children into two teams and have them line up at their home lines. Explain that the class will say the Bible verse together, then you will pick a number out of your bag. The first player of each team will rush to the store to find the grocery item with that number on it. Instead of money to pay for the grocery, a child says the memory verse to the teacher. Then they rush home with the item in their bag, this place it on their team's table of groceries. The whole class will say the verse again, the teacher will choose another number and the next two children will go find that item, etc. until all items have been purchased and retrieved. Then, the children will line up their groceries so that their verse is in the right order and say the verse together. If working with less confident readers, point out to them that they can use the sign you made and the numbers in the verse pieces as hints to help them line it up properly. The team then says the verse together. The first team to do so, wins.

Non-competitive Option

Don't split the children into teams. Have only one set of groceries. Have the children take turns retrieving the item and adding it to the class groceries on the table. Together they will work to put the verse together after collecting all the groceries.

Optional **TAKING IT TO OTHERS** Activity: Quiz Questions

Have the children choose a few of the questions from the game to ask the parents/other children during **TAKING IT TO OTHERS** time. Help pre-readers by whispering the question in their ear and letting them ask it aloud to the parents/other children. Make sure you read the Bible verse aloud before you ask your questions.

Directions:

1. Write words to song in large print before class.
2. Play the song for the children, helping them follow along on the song sheet.
3. Discuss the song, using a few questions from the discussion sheet. *Don't use them all!*
4. Introduce sign language for key words of your choice from sign language sheet for your song. Use as few or as many as you think the children can learn.
5. Sing and sign the song. Sign language as well as large format lyrics and sheet music are found in the PFI Unit Songbook or online.
6. If desired, play the Song Game.

Optional TAKING IT TO OTHERS Activity: Presenting and Singing the Song

1. Sing and sign the song, encouraging the watching children/parents to join in.
2. Ask the class some of the questions listed below. The Bible Truth Connection Question is particularly good to help them understand how the song ties in with the Bible Truth.

All Things

All things, yes, all things,
 And we know that in all things, God works for the good,
 Of those who love Him, Who have been called,
 Called according to His purpose.

(But why? What was God doing for His people?)

For those God foreknew, He also predestined, He predestined,
 To be conformed, to be conformed, To the likeness of His Son.

(But why? What was God doing for Jesus?)

That He, That He might be, The firstborn among many, many,
 Of many, brothers, so He might be, Firstborn of many brothers.
 Romans Eight, twenty-eight and twenty-nine.

Listen to it on PFI NIV Songs 8, Track 18

Song Game: Mimic Me!**Materials**

Sign Language
 Song

Preparing the Game

None.

Playing the Game

1. Practice the song and signs until the children know them well. Choose a person to be the leader and let them decide upon an action for everyone to do as they sing the song, such as jump on one foot, etc.
2. Sing the song while doing the chosen action.
3. Select another child to be the leader.
4. If desired, you can choose a different action for different important words in the song, such as jump on one foot when you sing the word "grace", but clap your hands when you sing the word "Jesus". Ask the children the meaning of each of the words before adding in their action.

Game continues as number of questions, time, and attention span allow.

Directions: Read and discuss Bible Truth, using a FEW of the questions. Play game. Feel free to modify the game to fit your children.

General Story Questions

1. Where did Jesus have His disciples beach their boats? *On the east side of the Sea of Galilee near Gadara, a town in the Decapolis.*
2. Why would most Jews not want to stay where Jesus had them land their boats? *Because it was Gentile land, there were herds of pigs grazing and dead people buried nearby. All three of these things, Jews tried to avoid.*
3. What did the disciples and others see that showed them that where they were was an “unclean” place? *Herds of pigs; the cemetery on the hills.*
4. What does unclean mean? What by Moses’ law would they have to do if they were unclean from pigs? *Makes you so you can’t worship in the Temple or be with other Jews for a day.*
5. What was wrong with the man roaming the cemetery? *He was under the powerful grip of Satan by demons.*
6. What things did the demon possessed man do? *He shrieked loudly. Was very, very strong. Hurt himself and could hurt others.*
7. Why did his family send him to the cemetery? *They tried to bind him with chains, but he was too strong. They couldn’t control him, so they finally had to send him to live there by himself.*
8. How did the demon-possessed man know Jesus even though he had never met Him before? *The demons knew Jesus was the Son of God.*
9. Why were the demons so terrified of Jesus? *Because He is the all-powerful Son of God. They knew He would one day bring final punishment on them. They knew He had power over them right then. They were afraid He would send them to the Abyss right then.*
10. What is the Abyss? *It is the terrible place of confinement for Satan and the demons.*
11. What name did the man give? What does it mean? *Legion. It means a group of up to 6000 soldiers. It meant that there were many demons inside that man.*
12. Where did Jesus allow the demons to go? *Into the herd of pigs.*
13. What happened to the pigs after the demons went into them? *They rushed over the cliff and died/drowned in the Sea of Galilee.*
14. What did the pig herders do when they saw what happened? *They went to tell everyone in the town and countryside what happened.*
15. What did the people do when they came out to see for themselves what had happened? *They were scared of Jesus. They pleaded with Him to leave.*
16. What did the man do when Jesus went to leave? *Asked Jesus to let him come and be His disciple.*
17. What did Jesus tell the man He wanted him to do? *Go home and tell his family what God had done for him.*

Bible Truth Connection Questions

1. What does our story have to do with our Bible Truth? *Jesus did good to this man by rescuing him from the demons and helping him to know and love Him as His Savior. God was glorified as the people of Gadara and many people in Decapolis heard/saw God’s power and love for sinners in how He helped this man.*

Bible Verse Connection Question

1. What does the story have to do with our **Bible Verse: Romans 8:28-30**: “And we know that in all things God works for the good of those who love Him, who have been called according to His purpose. For those God foreknew, He also predestined to be conformed to the likeness of His Son, that He might be the firstborn among many brothers. And those He predestined, He also called; and those He called, He also justified; those He justified, He also glorified.”?

The poor man, known as the Demoniac, was held in Satan’s powerful grip. But God foreknew this man. In His great love, He planned to rescue him and save him. He planned for him to turn away from his sins and trust in Jesus. And, He planned to use all of this to show people that Jesus really was the Son of God, that they would turn from their sins and trust in Him, too.

2. How can we become God’s people? *By turning from our sins, confessing them to God and trusting in Jesus as our own Savior.*

Life Application Questions

1. How does this story encourage God's people that God can use everything in their lives for their good and His glory? *If God can use even a demon-possession for the good of that man, then surely there is nothing in the lives of God's people He cannot use!*
2. How can we become God's people? *By turning from our sins and trusting in Jesus as our own Savior.*

ACTS Questions

1. What is something we can praise God for being that we learned in our story?
Praise God for being more powerful than Satan.
2. What is something we can confess as sin that we learned in our story?
Confess that many times we are fearful of evil, forgetting that Jesus has broken the power of sin and death.
3. What is something we can thank God for that we learned in our story?
We can thank God for using even the very worse and very hardest things in His people's lives for their good and His glory.
4. What is something we can ask God for that we learned in our story?
We can ask Him to break the power of sin and death in our lives. We can ask God to work in our hearts, helping us to turn away from our sins and trust Jesus as our own Savior.

The Gospel

1. Why could Jesus free this man from the grip of Satan when others could not? Because He was God's Son, come to defeat sin and death. Why did Jesus need to do this? How did Jesus do this? What is the gospel?
God is the good Creator and King of the world. He made people to worship Him and live by His good laws. But we are all sinners who have rebelled against Him. We all deserve death--God's just, eternal punishment for our sins. How terrible! But God has good news for us. In His great mercy, God sent His Son Jesus to earth to save sinners. Yes, Jesus, the perfect Son of God, left His home in heaven and became a man. He lived the perfect life that pleases God. (He's the only one who has ever done that!) He offered it up to God His Father as the perfect sacrifice for sins when He suffered and died on the cross. Then, on the third day, Jesus rose from the dead in victory. He had fully paid for the sins of God's people, so they wouldn't have to! Now all who turn away from their sins and trust in Jesus as their Savior will receive forgiveness of sins and eternal life with God. They will be His very own special people who will know Him and enjoy Him forever. We can be God's people, too, if we turn from our sins and trust in Jesus as our own Savior.

Game: String Along

Materials

- Ball of string
- Scissors
- A jar/bag big enough to fit all the string
- Masking tape
- Paper and marker
- 20+ Story Review Questions and other story review questions

Preparing the Game

1. Choose 20+ questions for your game from the Story Review Discussion Questions, or make up your own.
2. Cut various lengths of string and place them in the jar, mixed up so it is not easy to see how long they are.

Playing the Game

Divide the children into two teams and have them line up at the masking tape line. Read Team A a Story Review question. If they can correctly answer it, then the first child in line stands up and picks a piece of string from the bag/jar without looking. He holds up the string for every one to see. The leader places the piece of string at Team's A's line, but lets it point away from the group. If Team A does NOT correctly answer the question, the Team B can try to correctly answer it. If they do, then the first person in the Team B line gets to pick out a string instead of Team A. Next, it is Team B's turn. Continue as above. Each time a team gets a new piece of string, it is tied to the other strings. The goal is to see who can get the longest string by the end of the game.

Play continues as Story Review cards last; or, as time and attention span allow.

Non-competitive Option

Don't split into teams. Mark a length along the floor, wall, etc. Tell the children this is their target string length and they will work together to see how few questions it takes the group to reach the target length. Have the children take turns pulling out a piece of string to be added to the group as the leader reads a question. If the class gets the right answer, the piece of string is added onto the group's string. Continue until the target length is reached, noting how many pieces it took. Untie the string pieces, put them back in the jar and start again, seeing if they can reach the target length with less pieces the second time.

Optional TAKING IT TO OTHERS Activity: Quiz Questions

Have the children choose a few of the questions from the game to ask the parents/other children during TAKING IT TO OTHERS time. Help pre-readers by whispering the question in their ear and letting them ask it aloud to the parents/other children.

CASE REPLAY ACTIVITIES

Use this guide to review the Case Story and act it out for others to enjoy!

CASE REPLAY, JR: YOUNGEST CHILDREN

Description: The children will act out the story together, everyone doing the same action/sound effect at the same time. This activity is most suitable for kindergarteners.

Materials

The Case RePlay, Jr. script for younger children

Preparation

1. Read through the script and write in the blanks along the side possible actions/sound effects the children could do to act it out.

Instructions

1. Tell the children that they will be re-enacting the story together as you tell it.
2. As you read the script, lead the children in actions/sound effects to do with you.
3. If desired, you can read the script and stop at certain sentences and ask them what a good action/sound effect would be to act out what you just read.
4. Repeat the re-enactment one or two times more.

CASE REPLAY, SR: OLDER CHILDREN

Description: The children act out the story as a three-scene play. You will narrate it using the Case RePlay, Sr. script and they will act it out (no spoken words, for the most part), with each child assuming a different character's role. This activity is most suitable for first grade and up. You will review the story, then practice it a few times before performing it for others.

Materials

The Case RePlay, Sr. script
White board or other large format paper
Costumes and props

Preparation

1. Prepare for the play by choosing costumes and props for each character in the story. Decorate the area with any scenery props.
2. Write the words "Beginning," "Middle," "End" on a large piece of paper/whiteboard with plenty of space under each heading. You will use this paper to help the children think about the story as a three-scene play, as it is presented in the script.

Instructions

1. Tell the children that they will get to act out the story as a three-scene play, with a beginning, middle and end section. Tell them that before they can act it out, they need to think it out. as you narrate it with your script.
2. Take the children's answers as they recount the story, helping them put key incidents in the right order.
3. If desired, when they have filled in their Beginning, Middle, End, read through your whole (real) script, so they hear exactly what you will have them act out.
4. Then tell the children that it's time to practice acting out the story.
5. Assign parts to each child. If you are using costumes, do NOT give them out at this point. They will be a distraction.
6. Have all the children sit on the floor or in chairs on one side of the "stage," then call the characters up in place as their part in the story comes.
7. As you read the script, guide the children in where you want them to move or do to act it out.
8. After going through the whole script once, give out any costumes and props and act out the script once or twice more.

Optional TAKING IT TO OTHERS Activity: Re-enacting the Story

Read the script as the children act out together (younger) or assuming different roles (older) as the other children or the parents watch.

CASE REPLAY, JR--YOUNGER KIDS (KINDERGARTEN) P.2

“Welcome to our play! The name of our story is called: The Case of the Man and the Diving Pigs.

This is a New Testament story. It takes place while Jesus lived on earth.

And now we present: “The Case of the Man and the Diving Pigs.”

Scene 1:

Actions:

Jesus, His disciples and others sailed from Capernaum, across the Sea of Galilee. Just as the sun set, they reached the shores of Gadara in the Decapolis, on the east side. It took them only a few minutes to see what a very unclean place this was for Jews! Right nearby was a herd of 2000 pigs and as well as tombs where people were buried in the limestone hills. These were all things that Jews should stay away from! But there was one man who lived in that unclean place. He was called the Demoniac. He had been sent to live there because he could not be controlled, not even by strong chains. He shrieked out loudly. He hurt himself and could hurt others. Jesus and the man had never met, but they knew who each other was. The man ran down the hill and fell down before Jesus. The man shrieked back, “What do you want with me, Jesus, Son of the Most High God? Swear to God that you won’t hurt me!” he cried. Jesus asked him what his name was. “Legion,” he answered, because so many demons bothered him. The demons were terrified of Jesus. They knew He had complete control over them. They begged Jesus to send them into the herd of pigs instead of the Abyss, the place of confinement for them. Jesus gave them permission and would use them to be a display of God’s glory. The demons came out of the man, went into the pigs and the whole herd ran off the bank and drowned in the Sea of Galilee.

Scene 2:

The pig-herders watched in horror as their pigs dove off the cliff. The men ran off and told others what they had seen. Everyone came out to see for themselves. When they saw the dead pigs, and the man sitting with Jesus, but now dressed and in his right mind, they asked to hear the whole amazing story again. They should have worshiped Jesus after all they had seen and heard, but instead they were afraid. They pleaded with Jesus to leave, and so He did.

Scene 3:

Only the demon-possessed followed Jesus and asked to go with Him as His disciple. Jesus said no. He told the man to go home and tell his family how much God had done for him. The man obeyed Jesus. He went home and told not just his family, but people all over the Decapolis what Jesus had done.

Bible Truth Tie-In:

The Bible Truth we are learning is: **God Uses Everything in His People’s Lives for Their Good and His Glory.** Jesus did good to this man by rescuing him from the demons and helping him to know and love Him as His Savior. God was glorified as the people of Gadara and many people in Decapolis heard/saw God’s power and love for sinners in how He helped this man.

CASE REPLAY, SR--OLDER KIDS (1ST GRADE AND UP) P.3

"Welcome to our play! The name of our story is called: The Case of the Man and the Diving Pigs.

This is a New Testament story. It takes place while Jesus lived on earth.

The characters in our story are: Jesus, His disciples and others who sailed with them; Pigs-herders; the poor man; People of Gadara; the man's family and friends from his hometown; and Others in the Decapolis.

And now we present: "The Case of the Man and the Diving Pigs."

Scene 1: (Beginning)

Jesus, His disciples and others sailed from Capernaum, across the Sea of Galilee. Just as the sun set, they reached the shores of Gadara in the Decapolis, on the east side. It took them only a few minutes to see what a very unclean place this was for Jews! Right nearby was a herd of 2000 pigs and as well as tombs where people were buried in the limestone hills. These were all things that Jews should stay away from! But there was one man who lived in that unclean place. He was called the Demoniac. He had been sent to live there because he could not be controlled, not even by strong chains. He shrieked out loudly. He hurt himself and could hurt others. Jesus and the man had never met, but they knew who each other was. The man ran down the hill and fell down before Jesus. The man shrieked back, "What do you want with me, Jesus, Son of the Most High God? Swear to God that you won't hurt me!" he cried. Jesus asked him what his name was. "Legion," he answered, because so many demons bothered him. The demons were terrified of Jesus. They knew He had complete control over them. They begged Jesus to send them into the herd of pigs instead of the Abyss, the place of confinement for them. Jesus gave them permission and would use them to be a display of God's glory. The demons came out of the man, went into the pigs and the whole herd ran off the bank and drowned in the Sea of Galilee.

Scene 2:(Middle)

The pig-herders watched in horror as their pigs dove off the cliff. The men ran off and told others what they had seen. Everyone came out to see for themselves. When they saw the dead pigs, and the man sitting with Jesus, but now dressed and in his right mind, they asked to hear the whole amazing story again. They should have worshiped Jesus after all they had seen and heard, but instead they were afraid. They pleaded with Jesus to leave, and so He did.

Scene 3: (End)

Only the demon-possessed followed Jesus and asked to go with Him as His disciple. Jesus said no. He told the man to go home and tell his family how much God had done for him. The man obeyed Jesus. He went home and told not just his family, but people all over the Decapolis what Jesus had done.

Bible Truth Tie-In:

The Bible Truth we are learning is: **God Uses Everything in His People's Lives for Their Good and His Glory.** Jesus did good to this man by rescuing him from the demons and helping him to know and love Him as His Savior. God was glorified as the people of Gadara and many people in Decapolis heard/saw God's power and love for sinners in how He helped this man.

Strong, Iron Chains

Description

Children will make “iron” ball and chains out of paper/craft foam, balloons and sand.

Materials

1 1 ½” strip of sticky-back Velcro per child

1 8.5” x 12’ sheet of Black/grey craft foam (or construction paper), per child

If craft foam version: Staplers, packing tape or an additional 6” of sticky-back Velcro per child

If paper version: staplers or regular tape

scissors

Optional lead weight balls:

1+ Black/grey pipe cleaner per child

1+ small grey/black balloon per child

Preparing the Craft

1. Use a rule and pen to mark 6 strips, 1.5” x 8.5” on each sheet of craft foam/construction paper for ease of cutting for the children. (For youngest children, you might want to cut strips ahead of time.)
2. If making optional lead weights, blow up balloons to size of fist and tie.

Making the Craft

1. Show the sample of the craft you have made.
2. Paper version of chain: Children will cut out strips and use tape/staplers to make and fasten together links in a paper chain with 4 of the six strips of paper. Craft foam version: After cutting out strips, use staples, packing tape or pieces of sticky-back Velcro to fasten together links in a chain with 4 of the six strips of paper.
3. The last two strips will be the last link on each side of the chain and they will be chained to the wrists. Use sticky-back Velcro to fasten each of these links so that they can be attached or removed from wrists.
4. Optional lead weights: Bend the pipe cleaner in half and slip the loop of the bend over the knot of the balloon. Twist several times to secure. Attach the “lead weight” to the chain by connecting it to a link on the chain by twisting the ends of the pipe cleaners and allowing it to dangle down.

NOTE: If desired, can double materials and make a set of chains for the feet as well as the hands.

Optional TAKING IT TO OTHERS Activity: Craft Presentation

If you are presenting the craft to other children or parents the children can hold up their crafts (or your model craft) and read their Bible Truth Connection answers to explain the importance of the craft.

CASE CRAFT**Discussion Guide****Instructions:**

As the children are settled into making their craft, ask them these questions to help them understand the craft's significance. Use the answers provided to guide the children's answers.

Discussion Questions

1. Where did Jesus and his disciples land when they sailed across the Sea of Galilee? *At Gadara, on the east side.*
2. Who did they find among the tombs? What had the people tried to do to him?
A poor man bothered by demons. They had tried to bind him with strong, iron chains so he wouldn't be dangerous to anyone.
3. What did Jesus do for the man that no one else could?
He sent the demons away and healed him.
4. What is the Bible Truth that we are learning?
God Uses Everything in His People's Lives for Their Good and His Glory.
5. What does our craft have to do with our Bible Truth: God Uses Everything in His People's Lives for Their Good and His Glory?
After Jesus healed the poor man, he traveled all over the Decapolis telling how no chains could hold him, but Jesus came and freed him from the power of the demons and saved him. This was for his good and to glory of Jesus' name.
6. What can this craft help us remember?
God is mightier than any enemy God's people will ever face. They can always trust in Him.

TAKING IT TO OTHERS**Craft Presentation****Instructions:**

Have children hold up your model craft/their crafts. Choose five children (or you say) the five sections below to explain the craft's importance.

Presentation:

1. Our craft is: Strong, Iron Chains.
2. In Gadara, Jesus healed the poor man that the people tried to bind up in strong, iron chains because he had been so dangerous.
3. Bible Truth 5 is: God Uses Everything in His People's Lives for Their Good and His Glory .
4. After Jesus healed the poor man, he traveled all over the Decapolis telling how no chains could hold him, but Jesus came and freed him from the power of the demons and saved him. This was for his good and to glory of Jesus' name.
5. Our craft can help us remember that God is mightier than any enemy God's people will ever face. They can always trust in Him.

Note: Even non-readers can participate in presenting the craft, if you will whisper what they are to say in their ear and let them say it aloud for the others to hear.

BEFORE CLASS:**1. PICK YOUR PERSON**

VIPPs can be anyone in your church! Typically, they fall into 6 categories: Church staff, Elders, Deacons/deaconesses, Special Volunteers (people who aren't paid, but spend a lot of time helping out in particular ways), Supported Workers (aka missionaries), and Church Members.

2. GATHER YOUR FACTS

Use the VIPP Information Sheet to write down the facts about your VIPP. The information on this worksheet is used in the VIPP activities, listed in the "Choose an Activity" section below.

DURING THE ACTIVITY:**1. INTRODUCE YOUR VIPP**

Introduce your VIPP to the children, using the VIPP Information Sheet. Fill in a set of VIPP Clue Cards with the information for your VIPP. If desired, you can even have the actual person come into class for the children to meet.

Need help describing what someone does for the church in a kid-friendly way? Check out the list of common VIPPs on the Praise Factory website in the PFI resources. There are lots of kid-friendly descriptions for common VIPP's, such as pastors, elders, deacons and a lot more.

2. PRAY!

Lead the children in praying for the VIPP. Ask the children if they would like to pray for one of the VIPPs prayer requests. Even non-readers can pray for the VIPP if you whisper the prayer request in their ear, then let them say it aloud. Never force a child to pray!

3. CHOOSE AN ACTIVITY

There are two activities you can use to help the children learn about the VIPP:

VIPP Clue Cards: These are nine coloring sheets in which children fill in the nine things they learn about the VIPP from the VIPP Information Sheet. Photocopy a set of each child. Use as few or as many of these Clue Cards as you desire.

VIPP Game: This is a game that uses a set of Clue Cards for one or two VIPPs.

Choose a VIPP and fill in his/her information on the VIPP Information Sheet. Fill in a set of VIPP Clue Cards with the information for your VIPP. Tell the children about the VIPP, having them fill in the VIPP Clue Cards with the key facts as they learn them. Write any words the children need to write on a white-board or other piece of paper so they can see how to spell them. Help younger children write these words on their clue cards. Ideas for how to tell the children about many common VIPPs are listed at praisefactory.org with the resources for this Bible Truth.

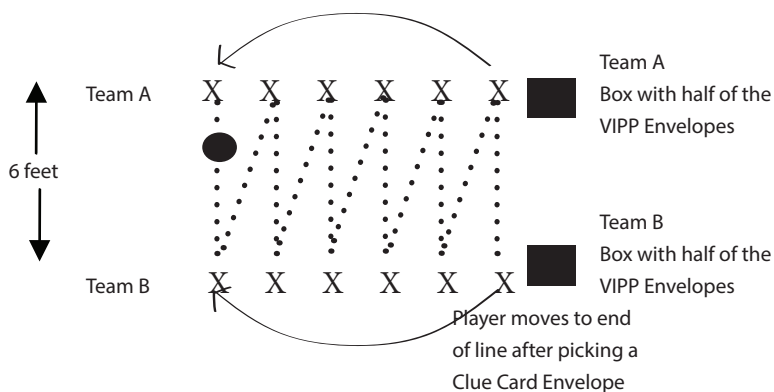
Optional TAKING IT TO OTHERS Activity: Introduce and Pray for the VIPP

If you are presenting the VIPP to other children or parents you can assign children to hold up the 10 clue cards and say what each card tells about the VIPP. (Or, you can have the children hold them up as you tell what each one means.) Then lead the children in praying for the VIPP.

Game: Ball Roll Review

Materials

Information Sheet for one VIPP
 2 Set of Clue Cards
 Ball
 8 8.5" x 11" Manilla Envelopes
 Tape
 Pen and Markers
 2 Boxes



Preparing the Game

1. Fill in one set of clue sheets for the VIPP you are using.
2. Tape the other (blank) set of Clue Cards to the outside of the manilla envelopes.
3. Put the filled-in clue cards in the corresponding envelope.
4. Put half the Clue Card Envelopes in one box and the other half in the other box. These are the Team A and Team B Boxes.

Playing the Game

Reveal: Tell the children about the VIPP, showing them your filled-in clue cards as you tell about them.

Review: Have the children break into two even groups and sit down on the floor facing each other, with about a 6' spread between the 2 lines (see diagram above). For Round 1, Give the ball to the first child in Team A and have them roll it across to the child on Team B directly across from them. Then, that Team B child rolls it back across to the next child on Team A, etc. all the way down the line to the last child on Team B. The last child to get the ball will then pick a Clue Card envelope out of their team's box. They (or the teacher) will tell the group and the Clue Card category by looking at the picture of the Clue Card on the outside of the envelope. Have the children try to remember the VIPP's answer to the category. If the class gets it right, the category is "retired". If they get it wrong, then it gets put back in the pile of category envelopes. The child who picked the Clue Card, then takes their place at the other end of the line. They begin Round 2 by rolling the ball to the first person on Team A, etc. This time, the ball will end up with the last child in the Team A line. ending with the last child in the other line, who gets up and chooses a clue from their Clue Card box. Continue until all the clues have been chosen/answered correctly.

VIPP INFORMATION SHEET

VIPP NAME:

WHAT VIPP LOOKS LIKE

Man or Woman? _____

Hair color? _____

Eye color? _____

FAVORITE ANIMAL

FAVORITE FOOD

FAVORITE FREE TIME ACTIVITY

WHAT VIPP DOES DURING WEEK

VIPP GROUP OF SERVICE:

Church Member

Deacon

Elder

Church Staff

Special Volunteer

Supported Worker
(Missionary)

3 WAYS VIPP SERVES CHURCH

3 WAYS TO PRAY FOR THE VIPP

BIBLE TRUTH 5, LESSON 2: PLANNER/OVERVIEW

GETTING STARTED: Welcome and Opening Songs (*introduce unit and get kids moving with these songs*)

Welcome to Praise Factory: PFI: Praise Factory Investigators Theme Song *PFI NIV Songs 8, Track 1*

Rules to Help Us Worship God and Love One Another: WoGoLOA Classroom Rules Song
PFI NIV Songs 8, Track 2

Big Question Under Investigation: Big Question 8 Songs *PFI NIV Songs 8, Tracks 3,4*

Big Question Bible Verse: 1 Chronicles 16:34 Song *PFI NIV Songs 8, Track 5*

DIGGING DEEP DOWN: Key Concept and Story (*introduce the Bible Truth and tell the related story*)

Bible Truth 5: God Uses Everything in His People's Lives for Their Good and His Glory

Bible Truth Hymn: How Firm a Foundation, vs.3,4 *PFI NIV Songs 8, Tracks 16,17*

Bible Verse: Romans 8:28-30

Bible Verse Song: All Things *PFI NIV Songs 8, Track 18*

Lesson 2 Story of the Saints: The Case of the Blind Cliff-Walker

TAKING ACTION: Response Activities (*choose from among these activities*)

Snack and Discussion Planner: Tea and Blind Titus

ACTS Prayer: Prayer Sheet

Bible Truth Review: Discussion Questions and Game: Inspecting the Troops

Bible Truth Hymn: How Firm a Foundation, vs.3,4 *PFI NIV Songs 8, Tracks 16,17*
Song, Sign Language and Song Game: Word Take Away **PFI NIV Songs 8 BOOK or ONLINE**

Bible Verse Review: Romans 8:28-30 Discussion Sheet and Game: Paper Boot Shuffle

Bible Verse Song: All Things Romans 8:28-29 *PFI NIV Songs 8, Track 18*
Song, Sign Language and Song Game: Big Voice, Little Voice **PFI NIV Songs 8 BOOK or ONLINE**

Story Review: Discussion Questions and Game: People Pins

Case Replay, Jr: Drama Activity for Youngest Children (children do same story actions together)

Case Replay, Sr: Drama Activity for Most Children (children re-tell story with individual parts)

Craft: The Braille Bible

VIPP (Very Important Prayer Person) Prayer Time: Coloring Sheets (back of book) & Game: Over, Under & Throw

TAKING IT HOME: Take Home Sheet for Review and Family Devotions

PFI Pronto: Bible Truth 5, Lesson 2 **PFI NIV Prontos 8 BOOK or ONLINE**

The Case of the Blind Cliff-Walker

by Connie Dever

Our story is called:**The Case of the Blind Cliff-Walker.****As you listen to the story, see if you can figure out:**

1. Who was the Blind, Cliff-Walker? How did he become blind? What cliffs did he walk on?
2. How did God use the boy's blindness for his good? How did God use the boy's cliff-walking for His own glory?

This story doesn't take place in Bible times. It starts out in 1980 in Nepal.

Down the steep trail trekked a young man and his wife, carrying all of their simple belongings. All around them towered the great, snowy mountains of Nepal. Mountains like Mount Everest, the tallest mountain in the world. But as amazing as view was, the young couple kept their eyes on the narrow path. Looking down. One wrong step and they could easily fall hundreds of feet to their death.

How sad this couple were! They loved Nepal, but they had to leave. They couldn't find jobs to make enough money for their family. So they packed their belongings, left their home and headed to Darjeeling, India to work in the tea gardens there.

After many miles, the couple came to the rolling hills of Darjeeling! The man got a job in the tea gardens that paid well. At last they could settle down!

Not long after arriving in Darjeeling, the couple's first child was born-- a little boy they named Titus. How happy there were! The man and his wife brought offerings of fruit and incense and bowed low before their Hindu gods: "We dedicate our son to you," they prayed. "Bless him, protect him and make him strong that he may bring honor and glory to your great names."

For many years it seemed like the Hindu gods honored the prayers of Titus' parents. Titus grew up happy and strong. But when Titus turned twelve, everything changed. His eyes started hurting him a lot. Titus' parents called for the only help they knew of: the village witch doctor. The witch doctor chanted prayers and put his magical mixtures on Titus' eyes, but nothing helped. Titus' eyesight kept getting worse until at last he was completely blind!

Things quickly went from bad to worse for Titus. Not long after he had lost his eyesight, both of his parents

died. What would happen to him now? Who would care for this lone, blind boy?

Some of the villagers felt sorry for Titus. They decided to send him to a school for the blind run by a Christian mission in another village in Darjeeling. They would give Titus food, clothing and a place to live. They could also teach him how to read and write with special raised dots, called Braille. And even teach him a skill to make money, such as how to make furniture out of cane.

At the school, Titus felt more alone than ever. His parents were gone. The villagers he had grown up with were miles away. And because this was a Christian mission school, Titus did not even have the Hindu gods and goddesses he had worshiped.

Titus was confused. Why had all these bad things happened to him? What about the prayers his parents had long ago offered up to the Hindu gods for him: Had the gods forgotten him? Had they rejected him? Was this how they honored and glorified their names through him? Titus could not understand why the gods would treat him this way.

But the problem with Titus' Hindu gods wasn't that they had forgotten Titus or rejected him. The problem was that those Hindu gods were only fake ones--made of wood, stone and gold. They couldn't bless or protect Titus. They couldn't make him strong, no matter how many prayers and offerings his parents had made.

But there was a true God. His name is the Lord. He loved His people and made all things in their lives work for their good and His glory. He knew and loved Titus, as Titus was soon to find out.

Titus began to go to classes at his school. His teachers taught him how to read and write Braille, and how to make furniture out of cane to make a living for himself.

Story-telling Tips

Ahead of time:

1. Read the Bible verses and story. Pray!
2. Create story cue cards on index cards (or highlight text).
3. Practice telling story dramatically, timing your presentation. Shorten, if necessary to fit your allotted time.
4. Decorate area with story props that help bring your story alive.

During your presentation:

1. Maintain as much eye contact as possible as you tell the story. Point to/use props at important points in the story. Include the kids in your story with a few questions about what they think will happen or words/concepts that might be new to them.
2. Watch the kids for signs that their attention span has been reached. Shorten, if necessary.

But since they were Christians, they also taught Titus about the Lord, the one true God, and His Son Jesus, who He sent to save all who would ever turn from their sins and trust Him as their Savior.

As Titus learned about Jesus, the Holy Spirit worked in his heart. He turned away from his sins and trusted Jesus as His Savior. Peace and joy flooded into Titus' heart as Jesus took away his fears and guilt. Titus' life was changed. Long ago his parents had dedicated his life to glorifying the Hindu gods. Now he was dedicating his life to glorifying the Lord.

"But what could Titus do to glorify the Lord?" perhaps you are thinking. "He's little, alone and helpless. What good could God work through his sad, little life? How could Titus bring God glory?"

A huge amount of good to Titus and others, and a huge amount of glory to Himself, that's what! For the greater the weakness or difficulty God's people face, the greater room there is for God to be glorified as He turns something bad or something hard into something good and God-glorifying. And that's just what God did through Titus.

Titus spent long hours moving his hand over the raised bumps of words in his Braille Bible, learning all he could. Before long, Titus became a Bible teacher at the school.

As a teacher, Titus taught the new students about Jesus. He urged them to turn away from worshipping idols and trust in Jesus as their Savior. He told them of God's wonderful plans to use everything thing in His people's lives for their good and His glory. He told them how God had used his blindness and the deaths of his parents to God to save him. Many students turned from their sins and trusted in Jesus, too.

This was just the beginning. God stirred Titus' heart to spread the good news of Jesus to others. First, blind Titus made his way down the road to tell the people in the nearby villages about Jesus. Then, he made his way down the road to faraway villages in Darjeeling. And then, most amazing of all, all the way to Nepal!

Along narrow, treacherous mountain paths. Down through hilly jungles known for robbers and fierce, wild animals. Across raging rivers. Blind Titus traveled them all, depending upon God to keep him safe. And God

did, sometimes in most amazing ways.

Once Titus accidentally took a road under construction. The workers had just laid dynamite on the part he was walking on. Of course, blind Titus couldn't see the workers or the dynamite; and the workers didn't see him until it was too late.

"Kaboom" went the dynamite! "Crash!" went huge rocks flew up in the air and shook the earth as they hit the ground, all around Titus. The blind man could do nothing but stand where he was and trust God. Was he killed? No! Was he even injured? No! Did even a single stone hit him? No! The Lord protected him completely.

When the construction workers saw what happened they asked the same question everyone else asked: "How could this blind man fearlessly pass along these paths that many people with good eyesight dared not travel? How could he stand in the middle of a dynamite blast and not be harmed?"

Titus delighted to tell them. "My parents dedicated me to Hindu gods when I was a child, but it is the Lord who is the one, true God. He sent His Son to save all who would ever turn from their sins and trust Him as their Savior. He saved me."

"Now I am one of His people. He loves me and uses everything in my life for my good and His glory, even my blindness. He is the one who protects me and gives me strength to travel all these dangerous places. He has brought me here to tell you about Him that you might see His glory and power through my weakness and trust Jesus as your Savior, too," he told them.

God worked in the hearts of many who saw what He had done in Titus. Many in Darjeeling and Nepal have turned from their sins and trusted in Jesus, believing that the God who loved Titus and worked such wonders in his life, surely must be the one, true God. He alone should be worshiped. He alone would they trust with their lives.

Titus rejoiced to see God use his life—and most of all his blindness-- to show others about His glory and power. How wonderful that God could do such great things through his weakness!

And it seems that God is still working through Titus. For at last report, Brother Titus is still alive, traveling and teaching everywhere the Lord leads him, bringing glory

to the One who has used everything in his life for his good.

Cracking the Case:

It's time to answer our Case Questions.

1. Who was the Blind Cliff-Walker? How did he become blind? What cliffs did he walk on? An orphan named Titus. From an illness when he was twelve years old.

2. How did God use the boy's blindness for his good? How did God use the man's cliff-walking for His own glory? Titus was sent to a special school to learn Braille and there he learned about Jesus and became a Christian. Titus' brave trust in God to guide him even along the steep, cliff-roads of Nepal showed many just how great God is to take care of His people.

Something For You and Me

Our Bible Truth is: God Uses Everything in His People's Lives for Their Good and His Glory

Our Bible Verse is: Romans 8:28-30:

"And we know that in all things God works for the good of those who love Him, who have been called according to His purpose. For those God foreknew, He also predestined to be conformed to the likeness of His Son, that He might be the firstborn among many brothers. And those He predestined, He also called; and those He called, He also justified; those He justified, He also glorified."

Losing both of his parents, becoming blind, being taken away from everyone he knew, were such very, very hard things for young Titus to bear! But Titus saw God use them all for his own good and God's own glory?

Traveling alone and blind through tall mountains with wild, hungry animals, steep, dangerous cliffs and robbers would cause most people to worry. But not Titus. He knew God was all-powerful and that He loved him. He trusted that God's plan for his life would be for his good and God's glory, no matter what it was. And even today, God is using Titus' life tell more people about Him and to bring more glory to His name.

What about you and me? What kind of hard things have we had to go through or may yet happen to us? Could the Lord use those things for our good and His glory? Could He use them to make us more like Jesus?

Could He use our lives to tell others about Him and bring glory to His name? Yes, without a doubt, He can and He will--when we are His people, those who have turned from their sins and trust Jesus as their Savior. For the Lord loves His people so much; and it is His promise that He will use absolutely everything that happens to them for His good and His glory.

Let's praise God for loving His people so much and being so powerful as to make everything in their lives work for their good and His glory. Let's ask Him to work in our hearts, helping us to turn from our sins and trust in Him as our Savior. Let's ask Him to use even all the difficult things in our lives to work for our good and His glory; and, to help us not to just be sad or worried about troubles we may have, but excited that He will use them all in a glorious way.

Close in prayer.

Closing ACTS Prayer

A God, we praise You for being the Perfect User of all the things in Your people's lives, for their good and Your glory.

C God, we confess that many times we complain about hard things that happen to us rather than ask You to use them for our good and Your glory. We need a Savior!

T God, we thank You for promising to use everything in the lives of Your people for Your good purposes.

S God, work in our hearts that we might turn away from our sins and trust in Jesus as our Savior. Use all the things in our lives for our good and Your glory.

ACTS PRAYER ACTIVITY

Use this sheet to write down your ACTS Prayer

Instructions:

Use this sheet to help the children apply the Bible Truth into a prayer. You can use the ACTS provided or even better, have the kids think of their own applications. Also have the children add their personal requests to the prayer, too. Lead the children in the prayer or let them pray sections, with your help. Never force a child to pray! Non-readers can participate by you whispering a section of the prayer into their ear and allowing them to pray it aloud for the group.

ADORATION:

God, we praise You for being so powerful and wise to make all things work for Your people's good and Your own glory.

God, we praise You for being.....

Add your own Adorations:

CONFESSION:

God, we confess that we grumble when hard things happen to us, forgetting that if we are Your people, You are using even these hard things for our good and Your glory We need a Savior!

God, we have sinned against You....

Add your own Confessions:

THANKSGIVING:

Thank You, God for all the good things You promise to do in Your people's lives. Thank You for planning every single thing in their lives to be for their good and Your glory.

God, we thank You for...

Add your own Thanksgivings:

SUPPLICATION:

God, work in our hearts, that we might turn away from our sins and trust in Jesus as our Savior. Make all the things in our lives for our good and Your glory. Transform us into people who love You and delight in You the way Jesus does.

God, we need Your help...

Add your own Supplication:

SNEAKY SNACK

Can you figure out how this snack relates to the story?

Snack: Tea and Blind Titus

Mini bagel halves spread with cream cheese “eyes” with thin line of grape jelly spread across middle of each to look shut, to remind them of Titus’ blind eyes. Decaffeinated Darjeeling tea, mixed with milk and sugar/ sugar substitute to remind them of the tea gardens of Darjeeling.

This is only a suggestion. Feel free to modify. Be mindful of allergy issues among your children!

Case Tie-in: Titus’ parents moved down to Darjeeling with him, seeking a better living. But when Titus’ eyes became blind and his parents died, everything seemed to be growing worse and worse. But God all along had wonderful plans for Titus. He would even use these sad things to do good things in Titus’ life and bring Himself glory. Titus became a Christian when he went to the Christian school for the blind. He became a teacher and bravely trusted the Lord to help him even return to the dangerous cliffs and mountains of Nepal to tell many the good news of Jesus.

SOUL FOOD

Food for thought during snack time

1. What does the snack have to do with the story?

Choose a few questions from the other activity discussion sheets to talk about during this snack time.

2.

3.

4.

5.

6.

7.

Directions: Read and discuss Bible Truth, using a FEW of the questions. Play game. Feel free to modify the game to fit your children.

God Uses Everything in His People's Lives for Their Good and His Glory

When we turn from our sins and trust in Jesus as our Savior, God becomes our Heavenly Father and we become His adopted children.

God promises His children to use everything that happens to them in their life on earth for their good and His glory. Ahead of time, God prepared special good works for each of them to do. He has also planned to carefully allow hard times and suffering in their lives for His special, good purposes.

What are these special, good purposes? To bring glory to His name, showing the world what He is like. And, to change them so that they become more like Jesus, who loves His Father completely and delights in Him and His perfectly good will. These are the two things God's people want most of all!

No one likes to suffer--not even for the best of purposes! But, God's people are so happy to know that there is nothing in their lives--from the easiest, most enjoyable thing to the very saddest, hardest thing--that their loving Father has not chosen very carefully to use for their good and His glory.

Understanding the Bible Truth

1. How do we become God's adopted people and He, our Heavenly Father? *When we turn from our sins and trust in Jesus as our own Savior.*
2. What does God promise to use everything that happens to His children for? *Their good and His glory.*
3. What good things has He prepared in advance for them? *Special good works for them to do.*
4. What does He promise about the hard things they go through? *He has carefully allowed them for special (and good) purposes.*
5. What does He promise to use their trials to do? *To bring glory to His name. And, to change them so that they become more like Jesus, who loves His Father completely and delights in Him and His good will.*
6. Does God expect us to like suffering? *No. Suffering is hard and painful, even if God is using it for His good purposes.*
7. What does God reassure His people about the hard times they go through? *He knows exactly what he is doing; one day their hard times will seem so light and short compared with the rich blessings he will bring from them.*

Bible Verse Connection Question

1. What does our Bible Truth have to do with our **Bible Verse: Romans 8:28-30**: "And we know that in all things God works for the good of those who love Him, who have been called according to His purpose. For those God foreknew, He also predestined to be conformed to the likeness of His Son, that He might be the firstborn among many brothers. And those He predestined, He also called; and those He called, He also justified; those He justified, He also glorified."?

God's people are those who love Him. In His great love, He has called them to turn away from their sins and trust in Jesus. And when they did, He forgave their sins and saved them. This is what it means to be justified. But being justified in just the beginning of God's good, forever plans for His people. He also planned for all things in their lives—both enjoyable things and hard things—for the good purpose of making them more like Jesus. Yes, He would use all of them to prepare them for life with Him in heaven, where they would be glorified: forever freed from sin and a pure reflection of God's glory.

Bible Truth Story Connection Questions

1. What suffering did/does Titus go through? *He lost his eyesight.*
2. How has God use this Titus' suffering for Titus' good and His glory? *Through his blindness, he was brought to the Mission School where they taught him about Jesus. As he has traveled many places, he has seen the Lord protect him in amazing ways. This has grown his love and knowledge of God. It has given him many chances to tell others about Jesus. This has not only brought Titus joy, but brought God great glory.*

Life Application Questions

1. How should God's people react to hard times they go through? *They may be sad, but they can trust God's good plans and praise Him for how He will use them for their good and His glory.*
2. What kinds of good works do you think God prepares in advance for His people? *Love Him and obey Him. Love others; Tell others about Jesus; Use well the gifts He gives us; praise and trust Him no matter what, etc.*
3. How can we become God's people? *By turning from our sins and trusting in Jesus as our own Savior.*

ACTS Questions

1. What is something we can praise God for because of this Bible Truth?
Praise God for being so powerful and wise to make all things work for His people's good and His glory.
2. What are sins we can confess to God because of this Bible Truth?
Confess grumbling in hard times, forgetting that if we are God's people, He is using them for our good and His glory.
3. What is something we can thank God for because of this Bible Truth?
Thank God for all the good things He promises to do in His people's lives.
4. What is something we can ask God for because of this Bible Truth?
Ask God to work in our hearts and help us trust Jesus as our Savior. Ask Him to make all the things in our lives for our good and His glory.

The Gospel

1. God has promised to use everything in His people's lives for their good and His glory. How can we become God's people so that this promise is for us? What is the gospel?
God is the good Creator and King of the world. He made people to worship Him and live by His good laws. But we are all sinners who have rebelled against Him. We all deserve death--God's just, eternal punishment for our sins. How terrible! But God has good news for us. In His great mercy, God sent His Son Jesus to earth to save sinners. Yes, Jesus, the perfect Son of God, left His home in heaven and became a man. He lived the perfect life that pleases God. (He's the only one who has ever done that!) He offered it up to God His Father as the perfect sacrifice for sins when He suffered and died on the cross. Then, on the third day, Jesus rose from the dead in victory. He had fully paid for the sins of God's people, so they wouldn't have to! Now all who turn away from their sins and trust in Jesus as their Savior will receive forgiveness of sins and eternal life with God. They will be His very own special people who will know Him and enjoy Him forever. We can be God's people, too, if we turn from our sins and trust in Jesus as our own Savior.

Game: Inspecting the Troops

Materials

Crown (if desired)
Bible Truth Questions

Preparing the Game

1. Choose 20+ questions for your game from the Bible Truth Discussion Questions, or make up your own.
2. Write the Bible Truth questions on small thin strips of paper (or make a photocopy of the Bible Truth Discussion Questions and simply cut them into strips) and put them in the bag/bowl.

Playing the Game

Tell the children that they are the Queen's/King's soldiers and are to follow her/his every command. Have the soldiers march, pretend to hold out their swords, ride their horses, etc. Then, finally have them stand at attention, very still and showing no emotion. Tell them that you are the Queen/King and have come to inspect the troops. (Put on the crown). You have to remove anyone who is not very straight and still, and show no emotion. As you inspect the troops, make faces or say things to try to get the troops to break into a smile, etc. Watch them for movement. Whoever breaks a smile or moves, etc. told to step forward and must answer a question to be reinstated to the Troops. If it is just one soldier, he/she may choose two other soldiers to help them answer the question. If the soldier (and the soldiers he chose to help him) answer the question correctly, everyone goes back into the line. If they get it wrong, they must wait out one turn. If desired, let some of the children take turns being the king/queen.

Game continues as number of questions, time, and attention span allow.

NOTE: Have the children who remain out help you to give commands to the troops.

Non-competitive Option

Don't exclude the soldiers from the Troops, even if they get the wrong answer. Do put the answer back in the bag to be reviewed again.

Optional TAKING IT TO OTHERS Activity: Quiz Questions

Have the children choose a few of the questions from the game to ask the parents/other children during TAKING IT TO OTHERS time. Help pre-readers by whispering the question in their ear and letting them ask it aloud to the parents/other children. Make sure you read the Bible verse aloud before you ask your questions.

Directions:

1. Write words to song in large print before class.
2. Play the song for the children, helping them follow along on the song sheet.
3. Discuss the song, using a few questions from the discussion sheet. *Don't use them all!*
4. Introduce sign language for key words of your choice from sign language sheet for your song. Use as few or as many as you think the children can learn.
5. Sing and sign the song. Sign language as well as large format lyrics and sheet music are found in the PFI Unit Songbook or online.
6. If desired, play the Song Game.

Optional TAKING IT TO OTHERS Activity: Presenting and Singing the Song

1. Sing and sign the song, encouraging the watching children/parents to join in.
2. Ask the class some of the questions listed below. The Bible Truth Connection Question is particularly good to help them understand how the song ties in with the Bible Truth.

How Firm a Foundation

Verse 3

"When thro' fiery trials thy pathway shall lie,
My grace, all sufficient, shall be thy supply;
The flame shall not hurt thee; I only design
Thy dross to consume, and thy gold to refine.

Verse 4

"The soul that on Jesus hath leaned for repose
I will not, I will not desert to his foes;
That soul, tho' all hell should endeavor to shake,
I'll never, no, never, no, never forsake!"

Listen to it on PFI NIV Songs 8, Tracks 16,17

Understanding the Song

1. What is a "fiery trial?" *It has nothing to do with fire, but just means a really hard time of suffering we have to go through.*
2. What "pathway" do these fiery trials lie upon? *Not a real path or road that you walk on. Pathway is another way of saying things you go through in your life. So, it's talking about the times of suffering you face in life.*
3. What does "supply" mean and what shall be the believer's supply when going thro their difficult trials? *Supply means to be everything you need. God's grace—that is, His gifts of strength, faith, hope, patience, etc that He freely gives His people—will be enough for them to make it through even the hardest of sufferings.*
4. What shall not hurt the believer? *The flame.*
5. What does he mean by "flame?" *The writer has been talking about "fiery trials"—hard times the believer goes through. A flame is what burns or hurts you. He is saying that even when His people go through "fiery," hard times of suffering, they will never let the trials be anything but for the good and His glory.*
6. What does God design (plan) for the "flame" to do? *Just like fire is used to purify gold by melting out impurities (called dross) and make it more beautify and pure, so God only plans to use His people's trials to purify them of sin and strengthen their faith, love and dependence upon Him.*
7. What does it mean to lean on something for repose? *To rest on something peacefully, without worry.*
8. What does God promise to a person (a soul) who rests on Him, peacefully? *He will never desert (abandon) to his foes (enemies).*
9. What does it mean for "hell to endeavor to shake" a soul? *What does God promise when that happens to His people? It means for Satan to bring lots of suffering upon them and try to get them to turn away from God. God promises to never forsake them. He will always be with them, always giving them strength to endure their sufferings, no matter how hard they are.*

Bible Truth Connection Question

1. How does this song relate to our **Bible Truth: God Uses Everything in His People's Lives for Their Good and His Glory**? *God's people may go through very hard, "fiery" trials, but they know that God is their firm foundation. They are "staid" on Jesus, trusting that He always be with them and only use their trials to "consume their dross"—make them holy. That is for their good and will bring glory to His name.*

Story Connection Question

1. How does this song relate to our story? *Blindness was a very difficult thing for Titus to get used to after 12 years of sight. After Titus became a Christian and wanted to tell others about Jesus, his blindness was something that made every journey like a fiery trial. There were robbers and wild animals, narrow, dangerous trails to climb, rushing rivers to get across, even dynamite blown up on roads. As he did, he saw each time the Lord take care of him and teach him to trust in Him more and more. He saw that he really didn't have to fear, even tho' hell might endeavor to shake him. He could truly lean on God for repose.*

Bible Connection Question

1. What does this hymn have to do with our Bible Verse: **Romans 8:28-30**: "And we know that in all things God works for the good of those who love Him, who have been called according to His purpose. For those God foreknew, He also predestined to be conformed to the likeness of His Son, that He might be the firstborn among many brothers. And those He predestined, He also called; and those He called, He also justified; those He justified, He also glorified."?

God's people know all God has an unbreakable plan to use all things in their lives for their good. He has planned that even their "fiery trials"—the hardest things that happen to them—that God will use them all to make them like Jesus. They do not have to like the fiery trials, but they can praise God for how He will use them for their good and His glory.

ACTS Questions

1. What is something we can praise God for from this hymn?

Praise God for always giving His people the grace they need to make it through all their trials. Praise God for always using even the hardest trials of His people's lives to make them like Jesus.

2. What are sins we can confess to God from this hymn?

That when we go through hard times, we like to grumble about them. We forget that, if we are God's people, we can trust that He will give us grace to endure them; and that He is using them to make us more like Jesus.

3. What is something we can thank God for from this hymn?

We can thank God always giving His people grace to endure even the hardest trials they go through.

4. What is something we can ask God for from this hymn?

That God would work in our hearts that we might turn from our sins and trust Jesus as our Savior. We can ask Him to give us grace to endure even our hardest trials. We can ask Him to use them to make us more like Jesus.

Life Application Questions

1. How can God's people be affected by the message of this song? *They can praise God for promising to use everything they go through for their good and His glory. They can ask Him to use their trials to make them holier and stronger in their faith; and to glorify Himself through everything they go through.*

2. How can we become God's people? *By turning away from our sins and trusting in Jesus as our own Savior.*

Gospel Question

1. God's people are so grateful that God will use everything in their lives for their good and His glory, even the "fieriest" trials. How can we become God's people, knowing that God will use everything in our lives for our good and His glory? What is the gospel?

God is the good Creator and King of the world. He made people to worship Him and live by His good laws. But we are all sinners who've rebelled against Him. We all deserve death--God's just, eternal punishment for our sins. How terrible! But God has good news for us. In His great mercy, God sent His Son, Jesus to earth as a man to save sinners. He lived the perfect life that pleases God. (He's the only one who's ever done that!) He offered it up to God His Father as the perfect sacrifice for sins when He suffered and died on the cross. Then, on the third day, Jesus rose from the dead in victory. He had fully paid for the sins of God's people, so they wouldn't have to! Now all who turn away from their sins and trust in Jesus as their Savior will receive forgiveness of sins and eternal life with God. They will be His very own special people who will know Him and enjoy Him forever. We can be God's people, too, if we turn from our sins and trust in Jesus as our own Savior.

Song Game: Word Take Away

Materials

Sign Language Signs and Song

White board and marker

Eraser

Preparing the Game

1. Write the words to the song on a white board.

Playing the Game

1. After children have learned the song and signs well, then tell the children that you are going to leave out words from the song (that you've learned signs for) and just do the sign in its place.
2. Have the children help you choose a word to take out. Erase the word from the board. Review the sign the for erased word.
3. Sing the song, trying to remember to NOT sing the word and do only the sign.
4. Continue to take out words until all of the words (with signs) have been taken out.

Game continues as number of questions, time, and attention span allow.

choose a FEW questions for discussion, then choose the game and/or music activity

Meditation Version: Romans 8:28-30

“And we know that in all things God works for the good of those who love Him, who have been called according to His purpose. For those God foreknew, He also predestined to be conformed to the likeness of His Son, that He might be the firstborn among many brothers. And those He predestined, He also called; and those He called, He also justified; those He justified, He also glorified.”

Alternate Memory/Games Version: Romans 8:28

“And we know that in all things God works for the good of those who love Him, who have been called according to His purpose.”

Understanding the Bible Verse

1. Who does God work for the good of? *Those who love Him, those who have been called according to His purpose.*
2. What does it mean to be called according to God’s purpose? *It means that someone becomes one of God’s people because they heard the good news of Jesus and God worked in their hearts so that they would turn away from their sins and trust in Jesus as their own Savior.*
3. What does God use to work for the good of His people? *All things in their lives, both enjoyable and hard.*
4. Who did God foreknow and predestine to be conformed to the likeness of His Son, Jesus? *His people: those who love Him and who He called to believe in Him.*
5. What does it mean that God foreknew someone? *It means that God knew that they would become His people, that they would turn away from their sins and trust in Jesus as their own Savior.*
6. What does predestine mean? *To choose in advance that something would happen for sure.*
7. What did God predestine to happen to His people? *That they would be called, justified (saved from their sins) and conformed to the likeness of His Son, Jesus, all according to His purpose.*
8. What does conformed mean? How are God’s people conformed into Jesus’ likeness? *Conformed means to make something act or be like something else. God’s people are conformed into Jesus’ likeness when the Holy Spirit works in their hearts. He changes them so that they love and obey God as Jesus did.*
9. Why did God predestine His people to be conformed (to be made) like Jesus? *So that they would, like Jesus, love God and obey Him.*
10. What does it mean that Jesus is the firstborn? *It means that He was the first to rise from the dead, after He took the punishment for God’s people’s sins, died on the cross, then rose from the dead.*
11. How are God’s people like brothers, who come after Jesus? *They, too, will rise from the dead one day, because of their faith in Jesus as their own Savior.*
12. What does it mean to be justified by God? *To have your sins forgiven and be made one of God’s people.*
13. What does it mean to be glorified? *To be completely free from sin so that you glorify God completely, in everything you think, say and do.*
14. When will God’s people be glorified? *In heaven.*
15. What has God predestined to happen to His people? *That they would be called (hear the good news of Jesus, and believe), justified (have their sins forgiven and made one of God’s people), and glorified (made to be without sin) one day.*

Bible Truth Connection Question

1. What does this verse have to do with the **Bible Truth: God Uses Everything in His People’s Lives for Their Good and His Glory?** *God’s people are those who love Him. In His great love, He has called them to turn away from their sins and trust in Jesus for the forgiveness of their sins. This is what it means to be justified. But being justified is just the beginning of God’s good, forever plans for His people. He also planned for all things in their lives—both enjoyable things and hard things—for the good purpose of making them more like Jesus. Yes, He would use all of them to prepare them for life with Him in heaven, where they would be glorified: forever freed from sin and a pure reflection of God’s glory. This is God’s wonderful plan for making everything in His people’s lives for their good and His glory.*

Story Connection Questions

1. How does this verse relate to our story? *God foreknew Titus, long before Titus knew Him. He predestined for Titus to be conformed to the likeness of His Son. He planned for all things in Titus' life to work according to this good purpose. And so, God used even Titus' blindness and the death of his parents to bring him to the mission where he would hear the good news of Jesus. He worked in his heart, that Titus would turn away from his sins and trust in Jesus as his own Savior. And, God continued to grow Titus' faith in Him, so that Titus would even trust him to protect him through dangerous mountain roads and from robbers and wild animals, as he told others about Jesus. Titus loved glorifying God by telling of all the good things God had done, even through the hardest things that had happened to him in his life.*

Life Application Questions

1. How can we become those who are called, justified, and one day glorified? *By turning away from our sins and trust in Jesus as our own Savior.*

ACTS Questions

1. What is something we can praise God for from this Bible Verse? *Praise God for being able to save His people! There is nothing that can stop His plans to call them, justify them, and glorify them!*

2. What are sins we can confess to God from this Bible Verse? *That we have all turned away from God. Our hearts are dead to God. We cannot know God on our own! We need a Savior!*

3. What is something we can thank God for from this Bible Verse?

We can thank God for His unbreakable plan to use all things in His people's lives for His good purposes!

4. What is something we can ask God for from this Bible Verse?

We can ask God to work in our hearts that we would want to turn away from disobeying Him and trust in this wonderful Jesus as our own Savior. We can ask Him to save us, to make us conformed to the likeness of Jesus and one day, to glorify us in heaven—free from sin forever!

The Gospel

1. What was God's amazing, unbreakable plan to call, justify and glorify His people? What is the gospel?

God is the good Creator and King of the world. He made people to worship Him and live by His good laws. But we are all sinners who have rebelled against Him. We all deserve death--God's just, eternal punishment for our sins. How terrible! But God has good news for us. In His great mercy, God sent His Son Jesus to earth to save sinners. Yes, Jesus, the perfect Son of God, left His home in heaven and became a man. He lived the perfect life that pleases God. (He's the only one who has ever done that!) He offered it up to God His Father as the perfect sacrifice for sins when He suffered and died on the cross. Then, on the third day, Jesus rose from the dead in victory. He had fully paid for the sins of God's people, so they wouldn't have to! Now all who turn away from their sins and trust in Jesus as their Savior will receive forgiveness of sins and eternal life with God. They will be His very own special people who will know Him and enjoy Him forever. We can be God's people, too, if we turn from our sins and trust in Jesus as our own Savior.

Paper Boot Shuffle

Materials

Bible verse written up in large print so that all can see
 2 large pieces of paper or poster board
 two paper grocery bags per team
 a chair per team
 paper and marker
 bag or jar
 masking tape

Preparing the Game

1. Make copy of the verse per team and cut into 10 sections.
2. Make a sign per team of the verse. If you have a lot of non- or early readers, write the verse in easy to read print, numbering each word/section that correspond to the sections on the cut-up version of the verse. If your children are all proficient readers, do not write the verse on the poster board, but simply draw lines and number them 1-10, corresponding to the 10 verse pieces.
3. Write down and cut out the numbers used on the verse pieces and put in a little bag or jar.
4. If desired, crop the tops of the bags so they are not so tall, but more like boot height for the children.
5. Mark the start line with masking tape.
6. Place chairs with the pieces of each team's verse at the other end of the relay area.

Learning the Verse

Some or all of your children may be non- or early readers. Teach the verse in sections, having them say it after you. Repeat a few times. Add clapping or other movement as they say it.

Directions

1. If desired, lead the children in a discussion of a **FEW** of the most important questions before beginning game.
2. Explain the game to them as follows:
 Divide the children into two teams and have them line up at the start line. Explain that the class will say the Bible verse together, then you will pick a number out of your bag. The first person in each line will put their feet into the bags, like shoes, and shuffle up to the chair. They will then say the verse to the leader, receive a piece of the verse and return to the line. The class will say the whole verse again, the teacher will pull a new number out of the bag and then the next person on each team will then put on the "boots" and shuffle up for another piece of verse, etc. until all pieces are retrieved. The teams will then put all the pieces in verse order on their team's posterboard sign. If working with less confident readers, point out to them that they can use the sign you made and the numbers in the verse pieces as hints to help them line it up properly. After getting it in order, the team will finish by saying the verse all together. The first team to do so, wins.

Non-competitive Option

Don't split the children into teams. Have only one set of verse pieces. Have the children take turns retrieving the pieces. Together they will work to put the verse together after collecting all the pieces.

Optional TAKING IT TO OTHERS Activity: Quiz Questions

Have the children choose a few of the questions from the game to ask the parents/other children during TAKING IT TO OTHERS time. Help pre-readers by whispering the question in their ear and letting them ask it aloud to the parents/other children. Make sure you read the Bible verse aloud before you ask your questions.

Directions:

1. Write words to song in large print before class.
2. Play the song for the children, helping them follow along on the song sheet.
3. Discuss the song, using a few questions from the discussion sheet. *Don't use them all!*
4. Introduce sign language for key words of your choice from sign language sheet for your song. Use as few or as many as you think the children can learn.
5. Sing and sign the song. Sign language as well as large format lyrics and sheet music are found in the PFI Unit Songbook or online.
6. If desired, play the Song Game.

Optional TAKING IT TO OTHERS Activity: Presenting and Singing the Song

1. Sing and sign the song, encouraging the watching children/parents to join in.
2. Ask the class some of the questions listed below. The Bible Truth Connection Question is particularly good to help them understand how the song ties in with the Bible Truth.

All Things

All things, yes, all things,
And we know that in all things, God works for the good,
Of those who love Him, Who have been called,
Called according to His purpose.

(But why? What was God doing for His people?)

For those God foreknew, He also predestined, He predestined,
To be conformed, to be conformed, To the likeness of His Son.

(But why? What was God doing for Jesus?)

That He, That He might be, The firstborn among many, many,
Of many, brothers, so He might be, Firstborn of many brothers.
Romans Eight, twenty-eight and twenty-nine.

Listen to it on PFI NIV Songs 8, Track 18

Song Game: Big Voice, Little Voice

Materials

Song
Sign language signs used in the song printed out onto little cards
Blindfold

Preparing the Game

None.

Playing the Game

1. Practice the song and signs until the children know them well. Then tell them: "Children, we are going to hide a sign language sign and see if one of you can find it... with a little help from the rest of us!"
2. Choose someone to be "It" and blindfold them. Choose another child to hide one of the sign language cards. When it's hidden, "It" can remove the blindfold and begin to look.
3. The rest of the children will sing the song in a louder voice when "It" gets closer to the hidden sign and quieter when "It" gets further from the sign.
4. When "It" finds the hidden clue, another "It" is chosen and play begins again.

Game continues as number of questions, time, and attention span allow.

STORY REVIEW

Directions: Read and discuss Bible Truth, using a FEW of the questions. Play game. Feel free to modify the game to fit your children.

General Story Questions

1. Why were Titus' parents leaving Nepal? *Couldn't make enough money to live off of.*
2. Where were Titus' parents moving to? Why? *Darjeeling, India. They had heard there were good jobs in the tea gardens.*
3. Who did Titus' parents dedicate Titus to? What did they hope they would do for Titus? *To the Hindu gods. They hoped they would bring glory to their names and bless and protect Titus.*
4. What happened to Titus when he was 12 years old? *His eyes became to hurt and he became blind.*
5. Who did Titus' parents call to help Titus? Was he able to help Titus? *The witch doctor. No.*
6. What else happened to Titus after he became blind? *His parents died.*
7. Why didn't the Hindu gods help Titus? *They weren't real gods. They were just idols.*
8. What did the teachers at the Mission School teach Titus? *To read and write Braille; to make furniture; the good news of Jesus.*
9. Why did Titus feel so lonely at the Mission School? *No parents; no villagers he knew; no Hindu gods he was used to.*
10. After Titus became a Christian, what did he start to read a lot? *The Bible in Braille.*
11. What is different about the way you read a Braille Bible than our Bible? *You read with your fingers.*
12. What did Titus do after he learned his Bible well? *Began to teach students the Bible at the school.*
13. Where did Titus go to tell others the good news of Jesus? *All over Darjeeling and Nepal.*
14. What sort of dangers did Titus face as he spread the good news of Jesus? *Jungles, robbers, wild animals, raging rivers, narrow, dangerous mountain trails, dynamite, all without his sight!*
15. How did God use Titus' blindness for Titus' good? *He used it to bring Titus to know Him as his Savior. He used it to show Titus how much he could trust God to care for Him.*
16. How did God use Titus' blindness for His own glory? *When people saw how God protected Titus, they could not help but be amazed at how great He was. They wanted to know more about Titus' God.*

Bible Truth Connection Questions

What does this story have to do with our Bible Truth? *God even used Titus' blindness to save him and to show how great He was to protect him through many dangers.*

Bible Verse Connection Question

1. What does the story have to do with our **Bible Verse: Romans 8:28-30**: "And we know that in all things God works for the good of those who love Him, who have been called according to His purpose. For those God foreknew, He also predestined to be conformed to the likeness of His Son, that He might be the firstborn among many brothers. And those He predestined, He also called; and those He called, He also justified; those He justified, He also glorified."?

God foreknew Titus, long before Titus knew Him. He predestined for Titus to be conformed to the likeness of His Son. He planned for all things in Titus' life to work according to this good purpose. And so, God used even Titus' blindness and the death of his parents to bring him to the mission where he would hear the good news of Jesus. He worked in his heart, that Titus would turn away from his sins and trust in Jesus as his own Savior. And, God continued to grow Titus' faith in Him, so that Titus would even trust him to protect him through dangerous mountain roads and from robbers and wild animals, as he told others about Jesus. Titus loved glorifying God by telling of all the good things God had done, even through the hardest things that had happened to him in his life.

Life Application Questions

1. What kinds of things in the lives of God's people might God use to bring greatest glory to Himself? *Answers will vary. Highlight difficult things, weaknesses, etc and how God uses these things to bring greatest glory to Himself.*
2. How can we become one of God's people? *By turning away from our sins and trusting in Jesus as our own Savior.*
3. Do you think it was easy for Titus to trust God with his life? How could he do that? Could you ever trust God as much as Titus? Who could help you do that?

ACTS Questions

1. What is something we can praise God for being that we learned in our story?

Praise God for being the Perfect User of all the things in His people's lives, for their good and His glory.

2. What is something we can confess as sin that we learned in our story?

Confess that many times we complain about hard things that happen to us rather than ask God to use them for our good and His glory.

3. What is something we can thank God for that we learned in our story?

We can thank God for promising to use everything in the lives of His people for His good purposes.

4. What is something we can ask God for that we learned in our story?

We can ask God to work in our hearts, helping us to turn away from our sins and trust Jesus as our own Savior. We can ask Him to use all the things in our lives for our good and His glory.

The Gospel

1. What is the good news of Jesus that Titus loved to tell others? What is the gospel?

God is the good Creator and King of the world. He made people to worship Him and live by His good laws. But we are all sinners who have rebelled against Him. We all deserve death--God's just, eternal punishment for our sins. How terrible! But God has good news for us. In His great mercy, God sent His Son Jesus to earth to save sinners. Yes, Jesus, the perfect Son of God, left His home in heaven and became a man. He lived the perfect life that pleases God. (He's the only one who has ever done that!) He offered it up to God His Father as the perfect sacrifice for sins when He suffered and died on the cross. Then, on the third day, Jesus rose from the dead in victory. He had fully paid for the sins of God's people, so they wouldn't have to! Now all who turn away from their sins and trust in Jesus as their Savior will receive forgiveness of sins and eternal life with God. They will be His very own special people who will know Him and enjoy Him forever. We can be God's people, too, if we turn from our sins and trust in Jesus as our own Savior.

Game: People Pins

Materials

A ball
Paper and marker
10 Safety pins
Masking Tape
20+ Story Review Questions

Preparing the Game

1. Choose 20+ questions for your game from the Story Review Discussion Questions, or make up your own.
2. Use the masking tape to mark bowling pin placement on the floor as well as a bowling line.

Playing the Game

Divide the children into two teams, Team A and B. Team A will line up behind the bowling throw line, Team B will take their places on an x as a bowling pin. Attach with tape or safety pins on each "bowling pin", with number 1 on the person in front and working across the rows from side to side, so that the biggest numbers will be on the last row of "pins". Ask the first child on Team A to come up to the bowling throw line. Have the child roll the ball into the "bowling pins" Whoever is touched by the ball is considered a knocked down pin. The pin numbers on those people are added up. The bowler is then asked a question. If he can answer it correctly on his own, the team gets as many points as the value of the pins knocked down. If he can answer it with the help of his team, then the team gets half the point value. If he answers it incorrectly, it goes to the Team B for the half point value amount for a correct answer. All pins resume their positions, ready for the next player on Team A to bowl. After everyone on Team A has a turn to bowl, the two teams switch places as pins and bowlers.

Play continues until everyone has had a chance to bowl, or as time and attention span allow.

Non-competitive Option

Divide the children into two groups. Set a target point number for whole group, telling them that together they are going to see how many turns it takes to reach the target number. Have one set of children be the bowling pins and the other set take turns bowling. Once one set of children have had a turn, switch out bowling pins and bowlers. Tally number of turns on a piece of paper. When the target number has been reached, start over and try to reach the target number in fewer turns.

Optional TAKING IT TO OTHERS Activity: Quiz Questions

Have the children choose a few of the questions from the game to ask the parents/other children during TAKING IT TO OTHERS time. Help pre-readers by whispering the question in their ear and letting them ask it aloud to the parents/other children.

CASE REPLAY ACTIVITIES

Use this guide to review the Case Story and act it out for others to enjoy!

CASE REPLAY, JR: YOUNGEST CHILDREN

Description: The children will act out the story together, everyone doing the same action/sound effect at the same time. This activity is most suitable for kindergarteners.

Materials

The Case RePlay, Jr. script for younger children

Preparation

1. Read through the script and write in the blanks along the side possible actions/sound effects the children could do to act it out.

Instructions

1. Tell the children that they will be re-enacting the story together as you tell it.
2. As you read the script, lead the children in actions/sound effects to do with you.
3. If desired, you can read the script and stop at certain sentences and ask them what a good action/sound effect would be to act out what you just read.
4. Repeat the re-enactment one or two times more.

CASE REPLAY, SR: OLDER CHILDREN

Description: The children act out the story as a three-scene play. You will narrate it using the Case RePlay, Sr. script and they will act it out (no spoken words, for the most part), with each child assuming a different character's role. This activity is most suitable for first grade and up. You will review the story, then practice it a few times before performing it for others.

Materials

The Case RePlay, Sr. script

White board or other large format paper

Costumes and props

Preparation

1. Prepare for the play by choosing costumes and props for each character in the story. Decorate the area with any scenery props.
2. Write the words "Beginning," "Middle," "End" on a large piece of paper/whiteboard with plenty of space under each heading. You will use this paper to help the children think about the story as a three-scene play, as it is presented in the script.

Instructions

1. Tell the children that they will get to act out the story as a three-scene play, with a beginning, middle and end section. Tell them that before they can act it out, they need to think it out. as you narrate it with your script.
2. Take the children's answers as they recount the story, helping them put key incidents in the right order.
3. If desired, when they have filled in their Beginning, Middle, End, read through your whole (real) script, so they hear exactly what you will have them act out.
4. Then tell the children that it's time to practice acting out the story.
5. Assign parts to each child. If you are using costumes, do NOT give them out at this point. They will be a distraction.
6. Have all the children sit on the floor or in chairs on one side of the "stage," then call the characters up in place as their part in the story comes.
7. As you read the script, guide the children in where you want them to move or do to act it out.
8. After going through the whole script once, give out any costumes and props and act out the script once or twice more.

Optional TAKING IT TO OTHERS Activity: Re-enacting the Story

Read the script as the children act out together (younger) or assuming different roles (older) as the other children or the parents watch.

CASE REPLAY, JR--YOUNGER KIDS (KINDERGARTEN) P.2

Welcome to our play! The name of our story is: The Case of the Blind, Cliff-Walker.

Our story starts out in 1980 in Nepal.

And now we present: "The Case of the Blind, Cliff-Walker."

Scene 1:

Titus' parents packed their things and traveled the narrow, mountain paths of Nepal down to Darjeeling to find work in the tea gardens. Titus' father found a good job and his parents settled into a good life. Before long, Titus was born. Titus' parents had Titus dedicated to the Hindu gods, that he would bring glory to their names and that they would protect and bless him. At first it seemed like the Hindu gods answered Titus' parents prayers. Titus had a happy life for the first twelve years of his life. Then Titus' eyes began to hurt. He slowly lost his eyesight. The village witchdoctor was called in to heal him, but he could do nothing. Titus went completely blind. Not long afterwards, both Titus' parents died. Other villagers take Titus to a Christian Mission School for the Blind in another village in Darjeeling.

Scene 2:

At first, Titus was very lonely at the school. He didn't know anyone. He didn't even have the familiar Hindu gods to worship anymore. But soon things improved for Titus. His teachers taught him how to read and write Braille, as well as how to make furniture. Best of all, they told him the good news of Jesus. At first Titus rejected Jesus, but the Holy Spirit began to work in his heart and at last he repented of his sins and trusted in Jesus as his Savior. What great things the Lord began to do in and through Titus! Titus was hungry to learn all that he could about the Bible. After a while, Titus became a teacher at the school himself and taught the children about Jesus.

Scene 3:

This was just the beginning of the great things God did through Titus. Titus began traveling to other nearby villages, then even all over Darjeeling telling people about Jesus. Then, he went to Nepal to tell them about Jesus, too. Even though he was blind, Titus crossed raging rivers, walked narrow, mountain paths, went through jungles with robbers and wild animals to tell others about Jesus. Once, he even was on a path construction workers were blowing up with dynamite and didn't know it. The dynamite blew up; rocks flew everywhere, but not a one hit Titus. The Lord protected him. The Lord used all these things Titus went through for Titus' good and His own glory. When people saw all that Titus did and how the Lord protected them, they wanted to hear the good news of Jesus. They wanted to know more about Titus' mighty God. Many people became Christians because of Titus of Nepal. At last report, Titus is still preaching the good news of Jesus to people in Nepal.

Actions:

Bible Truth Tie-In:

The Bible Truth we are learning is: **God Uses Everything in His People's Lives for Their Good and His Glory.** God used Titus' blindness to save him and to bring glory to His name. Many saw how God protected Titus through danger after danger and wanted to hear the good news of Jesus, too.

CASE REPLAY, SR--OLDER KIDS (1ST GRADE AND UP) P.3

Welcome to our play! The name of our story is called: The Case of the Blind, Cliff-Walker.

Our story starts out in 1980 in Nepal.

The characters in our story are: Titus, his mother and father; Villagers; the Witchdoctor; Teachers and students at the Christian Mission school; People of Darjeeling; People of Nepal; and Robbers.

And now we present: "The Case of the Blind, Cliff-Walker."

Scene 1: (Beginning)

Titus' parents packed their things and traveled the narrow, mountain paths of Nepal down to Darjeeling to find work in the tea gardens. Titus' father found a good job and his parents settled into a good life. Before long, Titus was born. Titus' parents had Titus dedicated to the Hindu gods, that he would bring glory to their names and that they would protect and bless him. At first it seemed like the Hindu gods answered Titus' parents prayers. Titus had a happy life for the first twelve years of his life. Then Titus' eyes began to hurt. He slowly lost his eyesight. The village witchdoctor was called in to heal him, but he could do nothing. Titus went completely blind. Not long afterwards, both Titus' parents died. Other villagers take Titus to a Christian Mission School for the Blind in another village in Darjeeling.

Scene 2: (Middle)

At first, Titus was very lonely at the school. He didn't know anyone. He didn't even have the familiar Hindu gods to worship anymore. But soon things improved for Titus. His teachers taught him how to read and write Braille, as well as how to make furniture. Best of all, they told him the good news of Jesus. At first Titus rejected Jesus, but the Holy Spirit began to work in his heart and at last he repented of his sins and trusted in Jesus as his Savior. What great things the Lord began to do in and through Titus! Titus was hungry to learn all that he could about the Bible. After a while, Titus became a teacher at the school himself and taught the children about Jesus.

Scene 3: (End)

This was just the beginning of the great things God did through Titus. Titus began traveling to other nearby villages, then even all over Darjeeling telling people about Jesus. Then, he went to Nepal to tell them about Jesus, too. Even though he was blind, Titus crossed raging rivers, walked narrow, mountain paths, went through jungles with robbers and wild animals to tell others about Jesus. Once, he even was on a path construction workers were blowing up with dynamite and didn't know it. The dynamite blew up; rocks flew everywhere, but not a one hit Titus. The Lord protected him. The Lord used all these things Titus went through for Titus' good and His own glory. When people saw all that Titus did and how the Lord protected them, they wanted to hear the good news of Jesus. They wanted to know more about Titus' mighty God. Many people became Christians because of Titus of Nepal. At last report, Titus is still preaching the good news of Jesus to people in Nepal.

Bible Truth Tie-In:

The Bible Truth we are learning is: **God Uses Everything in His People's Lives for Their Good and His Glory.** God used Titus' blindness to save him and to bring glory to His name. Many saw how God protected Titus through danger after danger and wanted to hear the good news of Jesus, too.

The Braille Bible

Description

Children will make a copy of a portion of Romans 8:28 written in Braille.

Materials

Pencils, colored pencils, markers

1 wooden skewer (long toothpick) per child

Stapler

Preparing the Craft

1. Make a copy of the two pages (frame and words pages) as a double-sided copy, one per child.
2. Make copies of the Braille alphabet.
3. Set out other supplies.

Making the Craft

1. Show the sample of the craft you have made.
2. Have the children turn their papers over so that the backwards words face up.
3. Show them how to rub firmly on each circle (but without tearing the paper). They can turn over the paper and feel the raised dot they have made. Proceed until all dots are made.
4. Color in the frame.

Optional **TAKING IT TO OTHERS** Activity: Craft Presentation

If you are presenting the craft to other children or parents the children can hold up their crafts (or your model craft) and read their Bible Truth Connection answers to explain the importance of the craft.

CASE CRAFT**Discussion Guide****Instructions:**

As the children are settled into making their craft, ask them these questions to help them understand the craft's significance. Use the answers provided to guide the children's answers.

Discussion Questions

1. Where did Titus go to school? *At the Christian Mission School for the Blind in Darjeeling.*

2. What sad things happened that caused him to be sent to that school? *He had become blind when he was twelve years old and his parents died, leaving him without family.*

3. What good thing did God bring about by Titus going to school there?
Titus heard the good news of Jesus and was saved. He learned Braille and spent long hours reading the Bible because He wanted to learn God's Word so much.

4. What is Bible Truth that we are learning?
God Uses Everything in His People's Lives for Their Good and His Glory.

5. What does our craft have to do with our Bible Truth: God Uses Everything in His People's Lives for Their Good and His Glory?
As Titus read his Braille Bible, he read God's promise to do this. God gave him courage to believe His promises and even believe that He would use his blindness for His great purposes.

6. What can our craft help us remember?
When we read God's Word, God's Holy Spirit can use it to encourage His people about how He will use all things for their good and His glory.

TAKING IT TO OTHERS**Craft Presentation****Instructions:**

Have children hold up your model craft/their crafts. Choose five children (or you say) the five sections below to explain the craft's importance.

Presentation:

1. Our craft is: The Braille Bible.


2. At the Mission School in Darjeeling, India, Titus became a Christian and spent long hours reading and learning the Braille Bible because he wanted to learn God's Word so much.

3. Our Bible Truth is: God Uses Everything in His People's Lives for Their Good and His Glory.

4. As Titus read his Braille Bible, he read God's promise to do this. God gave him courage to believe His promises and even believe that He would use his blindness for His great purposes..

5. Our craft can help us remember that when we read God's Word, God's Holy Spirit can use it to encourage His people about how He will use all things for their good and His glory.

Note: Even non-readers can participate in presenting the craft, if you will whisper what they are to say in their ear and let them say it aloud for the others to hear.



Я о м а н с

8 :8 2

l n a l l t h i n g s

Г о д о б р о к р о т о р


t h e g o o d o f

t h o s e w h o l o v e

H i m

Braille Alphabet


(only use large dots)



2



8



BEFORE CLASS:**1. PICK YOUR PERSON**

VIPPs can be anyone in your church! Typically, they fall into 6 categories: Church staff, Elders, Deacons/deaconesses, Special Volunteers (people who aren't paid, but spend a lot of time helping out in particular ways), Supported Workers (a.k.a. missionaries), and Church Members.

2. GATHER YOUR FACTS

Use the VIPP Information Sheet to write down the facts about your VIPP. The information on this worksheet is used in the VIPP activities, listed in the "Choose an Activity" section below.

DURING THE ACTIVITY:**1. INTRODUCE YOUR VIPP**

Introduce your VIPP to the children, using the VIPP Information Sheet. Fill in a set of VIPP Clue Cards with the information for your VIPP. If desired, you can even have the actual person come into class for the children to meet.

Need help describing what someone does for the church in a kid-friendly way? Click on the list of common VIPPs and how to describe what they do to kids. See if your VIPP is one of these. It may save you some time.

2. PRAY!

Lead the children in praying for the VIPP. Ask the children if they would like to pray for one of the VIPPs prayer requests. Even non-readers can pray for the VIPP if you whisper the prayer request in their ear, then let them say it aloud. Never force a child to pray!

3. CHOOSE AN ACTIVITY

There are two activities you can use to help the children learn about the VIPP:

VIPP Clue Cards: These are 9 coloring sheets in which children fill in the 9 things they learn about the VIPP from the VIPP Information Sheet. Photocopy a set of each child. Use as few or as many of these Clue Cards as you desire.

VIPP Game: This is a game that uses a set of Clue Cards for one or two VIPPs.

Choose a VIPP and fill in his/her information on the VIPP Information Sheet. Fill in a set of VIPP Clue Cards with the information for your VIPP. Tell the children about the VIPP, having them fill in the VIPP Clue Cards with the key facts as they learn them. Write any words the children need to write on a white-board or other piece of paper so they can see how to spell them. Help younger children write these words on their clue cards. Ideas for how to tell the children about many common VIPPs are listed at praisefactory.org with the resources for this Bible Truth.

Optional TAKING IT TO OTHERS Activity: Introduce and Pray for the VIPP

If you are presenting the VIPP to other children or parents you can assign children to hold up the 10 clue cards and say what each card tells about the VIPP. (Or, you can have the children hold them up as you tell what each one means.) Then lead the children in praying for the VIPP.

Game: Over, Under and Throw

Materials

Information Sheet for one VIPP

2 Set of Clue Cards

8 8.5" x 11" Manilla Envelopes

Nerf Ball or other soft ball for indoor use

Box or basket big enough for the envelopes to fit in and the ball to land in.

Preparing the Game

1. Fill in one set of clue sheets for the VIPP you are using.
2. Tape the other (blank) set of Clue Cards to the outside of the manilla envelopes.
3. Put the filled-in clue cards in the corresponding envelope.
4. Put all the Clue Cards envelopes in a bag, except for the ones with the names and pictures of the VIPPs.
5. Place the envelopes in the basket, a good shooting distance from where the child at the head of the line will stand.

Playing the Game

Reveal: Tell the children about the VIPP, showing them your filled-in clue cards as you tell about them.

Review: Have the children line up, all facing forward. Give the ball to the last child in line. At your signal, have them pass the ball to the next child with an overhead pass; then that child passes the ball through the legs of the next child, etc. until the ball reaches the first child. The first child in line then tries to make a basket. If he succeeds, he gets to go up and pick out an envelope to open. The teacher (or the child) tells the Clue Card category. The other children try to remember what the VIPP's answer was. Open it up and see if they got it right. If they did, the Clue Card is retired. If not, it can be added back with the Clue Cards in the basket. Game continues until all the envelopes have been retired or as time or attention span allows.

VIPP INFORMATION SHEET

VIPP NAME:

WHAT VIPP LOOKS LIKE

Man or Woman? _____

Hair color? _____

Eye color? _____

FAVORITE ANIMAL

FAVORITE FOOD

FAVORITE FREE TIME ACTIVITY

WHAT VIPP DOES DURING WEEK

VIPP GROUP OF SERVICE:

Church Member

Deacon

Elder

Church Staff

Special Volunteer

Supported Worker
(Missionary)

3 WAYS VIPP SERVES CHURCH

**3 WAYS TO PRAY FOR
THE VIPP**

BIBLE TRUTH 5, LESSON 3: PLANNER/OVERVIEW

GETTING STARTED: Welcome and Opening Songs (*introduce unit and get kids moving with these songs*)

Welcome to Praise Factory: PFI: Praise Factory Investigators Theme Song *PFI NIV Songs 8, Track 1*

Rules to Help Us Worship God and Love One Another: WoGoLOA Classroom Rules Song
PFI NIV Songs 8, Track 2

Big Question Under Investigation: Big Question 8 Songs *PFI NIV Songs 8, Tracks 3,4*

Big Question Bible Verse: 1 Chronicles 16:34 Song *PFI NIV Songs 8, Track 5*

DIGGING DEEP DOWN: Key Concept and Story (*introduce the Bible Truth and tell the related story*)

Bible Truth 5: God Uses Everything in His People's Lives for Their Good and His Glory

Bible Truth Hymn: How Firm a Foundation, vs.3,4 *PFI NIV Songs 8, Tracks 16,17*

Bible Verse: Romans 8:28-30

Bible Verse Song: All Things *PFI NIV Songs 8, Track 18*

Lesson 3 Old Testament: The Case of the Ancient Mummy *Genesis 37, 49-50; Exodus 1, 6-11, 13; Joshua 24*

TAKING ACTION: Response Activities (*choose from among these activities*)

Snack and Discussion Planner: Joseph's Mummy

ACTS Prayer: Prayer Sheet

Bible Truth Review: Discussion Questions and Game: Enemy Invaders

Bible Truth Hymn: How Firm a Foundation, vs.3,4 *PFI NIV Songs 8, Tracks 16,17*
Song, Sign Language and Song Game: Sign It, Say It, What Does It Mean? **PFI NIV Songs 8 BOOK or ONLINE**

Bible Verse Review: Romans 8:28-30 Discussion Sheet and Game: Day at the Beach

Bible Verse Song: All Things Romans 8:28-29 *PFI NIV Songs 8, Track 18*
Song, Sign Language and Song Game: Pass the Secret Sign **PFI NIV Songs 8 BOOK or ONLINE**

Story Review: Discussion Questions and Game: Yes, No & Go!

Case Replay, Jr: Drama Activity for Youngest Children (children do same story actions together)

Case Replay, Sr: Drama Activity for Most Children (children re-tell story with individual parts)

Craft: The Bones of Joseph

VIPP (Very Important Prayer Person) Prayer Time: Coloring Sheets (back of book), Game: Stop and Go

TAKING IT HOME: Take Home Sheet for Review and Family Devotions

PFI Pronto: Bible Truth 5, Lesson 3 **PFI NIV Prontos 8 BOOK or ONLINE**

OLD TESTAMENT STORY**P.1****The Case of the Ancient Mummy** *Genesis 37, 49-50; Exodus 1, 6-11, 13; Joshua 24* by Connie Dever

Our story is: The Case of the Ancient Mummy.
As you listen to the story, see if you can figure out:

1. Who was the ancient mummy? What hard thing did he endure in his life and how did God use it for his good?
2. What did God promise him? How did God answer this promise for His own glory?

This story takes place in Old Testament times, in Canaan, about 1750 years before Jesus lived on earth.

What a sight! The Canaanites could hardly believe their eyes! Dozens of sleek, Arabian horses harnessed to fine, Egyptian chariots right there on the east side of the Jordan River, hundreds of miles from Egypt!

Even stranger than the chariots and horses, was who came with them...and what they were doing. It was none other than all of Pharaoh's most important men, dressed in their beautiful headdresses, pleated linen skirts, gold belts and sandals. For seven days straight, they had been weeping and wailing at the top of their lungs around a beautiful sarcophagus on the grain threshing floor of Atad!

The Canaanites were so amazed at what they saw that they renamed the place Abel Mizraim, which means Mourning of the Egyptians. "Who is in that sarcophagus that this huge crowd of Egyptians would mourn for like this?" the Canaanites asked. "Why didn't they just bury him at home in Egypt instead of carrying him hundreds of miles across wilderness and sands to this threshing floor?" they wondered.

Inside the sarcophagus was the mummy of Jacob—or Israel, as the LORD renamed him. He and his sons had lived in Mamre in Canaan, but had moved to Egypt when the great famine struck. He had been living there these past seventeen years and then died. Jacob's sons had promised to bring him home and bury him here, near Mamre in the cave at Machpelah where his grandfather Abraham, father Isaac, wife Rachel and others had been buried before him.

But why would Egyptians be weeping and wailing for Jacob? There was only one reason: Jacob's son, Joseph, Pharaoh's great prime minister. In honor of Joseph, Pharaoh ordered all Egypt to mourn Jacob's death. For seventy days the people wept and wailed for him; and now,

the royalty of Egypt escorted the family here to Atad to mourn at the threshing floor or another seven days.

By themselves, Jacob's family then crossed the Jordan River into Canaan and placed Jacob's body in the cave at Machpelah. This was the first time in over seventeen years that any of Jacob's family had been back home. What did they see? Was the land beginning to get green again or was it still dead and brown from the famine? Whatever they saw that day, they knew could not move home yet, no matter how much they might have wanted to. It wasn't time. They had no choice but to go back to Goshen, the land in Egypt the Pharaoh gave them to live.

It wasn't that Goshen was a pleasant place to live. It was. It had rich grassland for growing crops and grazing flocks. Their families were thriving there. But nonetheless, Joseph's brothers were dreading going back. Why? They were afraid of Joseph.

You see, it had been them, Joseph's own, jealous brothers, who had sold Joseph to some traveling merchants long ago. The merchants sold him as a slave in Egypt. Joseph spent many years in slavery and in prison before the Lord rescued him to serve as the prime minister of Egypt. Joseph had good reason to hate his brothers for all they had done. And now that their father was dead, they were afraid Joseph would punish them for what they did to him.

They lied to Joseph to protect themselves: "Before Jacob died, he said you must forgive us for treating you so badly, Joseph. Please forgive us!" they said.

No lie was needed. "Don't be afraid," Joseph reassured them. "Am I in the place of God? You intended to harm me, but God intended it for good to accomplish what is now being done, the saving of many lives. I will provide

Story-telling Tips

Ahead of time:

1. Read the Bible verses and story. Pray!
2. Create story cue cards on index cards (or highlight text).
3. Practice telling story dramatically, timing your presentation. Shorten, if necessary to fit your allotted time.
4. Decorate area with story props that help bring your story alive.

During your presentation:

1. Maintain as much eye contact as possible as you tell the story. Point to/use props at important points in the story. Include the kids in your story with a few questions about what they think will happen or words/concepts that might be new to them.
2. Watch the kids for signs that their attention span has been reached. Shorten, if necessary.

for you and your families.” he told them.

Joseph was right to think God meant it for good to save many, but there was far more to it than just that. God doesn’t do everything just for His people’s good, but for His glory, too. And God had big plans to do good to lots of His people and to bring lots of glory to Himself through the Israelites’ time in Egypt. He promised to make these little families into a great nation. He would deliver them out of Egypt in a great display of His power, then He would take them back to Canaan and bless them richly. The whole world would see how He used all things for His people’s good and His glory.

But like so many of God’s plans, these promises would come about slowly, according to His perfect timing.

Many years went by. Joseph and his brothers became old men. They longed to go home to Canaan, but there still was no sign of God’s great plan to take them back home. Yet even as Joseph lay dying, he still had faith. He gathered his brothers and said, “I am about to die. But God will surely come to your aid and take you home to Canaan, the land he promised on oath to Abraham, Isaac and Jacob. When He does, carry my bones up from this place.”

Joseph’s brothers promised they would. So Joseph died at the age of a hundred and ten. They embalmed him, placed him in a coffin, and waited.

Three hundred and fifty years passed. Hard times come. The families of Joseph and his brothers had grown into a great nation of people, over a million strong, but the new Pharaoh made them his slaves. He treated them terribly, forcing them to build his new cities and and work in his fields.

The people cried out to God: “Help us! Help us! Rescue us from this place!” God heard their cries and answered them. At last it was time for God’s great plan for their good and His glory to be completed.

The LORD sent Moses and Aaron to work a mighty rescue by His great power. Plague after plague, the LORD sent down upon Pharaoh and his people. “Let was the message Moses gave Pharaoh from the LORD. At first Pharaoh was stubborn and prideful. He refused to honor any god but the Egyptian gods. He refused to let the Israelites go. But when at last, all of the firstborn sons of Egypt died, Pharaoh gave in and released the

Israelites to worship the LORD. At last after 350 years, it was time they were headed back home to the Promised Land!

Early on the morning after the firstborn of Egypt died, strong hands took hold of Joseph’s sarcophagus that had stood untouched for hundreds of years. Like Jacob his father, the bones of Joseph were escorted out of Egypt, but this time it was by over a million Israelites. Like Jacob his father, the people made a great noise as they carried Joseph’s bones out of Egypt—but this time it wasn’t mourning for the dead man in the sarcophagus, it was rejoicing over the great God who had rescued them. For this time, they were leaving Egypt and never coming back! God had fulfilled His good plan for them at last. He was making them His own, treasured people. He was taking them home to the Promised Land.

As they left Egypt, the word spread far and wide about the mighty works of the God who had rescued them from the most powerful nation on earth. When the people heard what He had done, they feared the Israelites and glorified the LORD as the great God that He is.

Just as Joseph had said, “God will surely come to your aid and take you up out of this land to the land he promised on oath to Abraham, Isaac and Jacob,” and so He had...and done it all to His glory.

Cracking the Case:

It’s time to answer our Case Questions.

1. Who was the Ancient Mummy? What hard thing did he endure in his life and how did God use it for his good? Joseph. He was sold into slavery in Egypt and lived as a slave and as a prisoner in jail for many years. God used it to save his entire family from death by starvation.

2. What did God promise him? How did God answer this promise for His own glory? God promised Joseph that he would bless his family in Egypt and many years later take them back to the Promised Land to live. The people would carry his bones home with them.

Something For You and Me**Our Bible Truth is:****God Uses Everything in His People's Lives for Their Good and His Glory****Our Bible Verse is: Romans 8:28-30**

"And we know that in all things God works for the good of those who love Him, who have been called according to His purpose. For those God foreknew, He also predestined to be conformed to the likeness of His Son, that He might be the firstborn among many brothers. And those He predestined, He also called; and those He called, He also justified; those He justified, He also glorified."

God has never failed to work for the good of those who love Him. He never fails to use even the hardest things in their lives to help them love Him and obey Him. And God never fails to use all those things to glorify Himself. Joseph knew learned this.

But what about you and me? Could God work in our lives this way? Could He really bring glory to Himself through us? Yes, He could! Yes, He can! It is His promise when we become His people! How do we become His people? By turning away from our sins and trusting in Jesus as our own Savior.

Let's praise God for using all things in His people's lives for their good and His glory. Let's ask Him to make us His people. Let's ask Him to help us to trust Him to work good in the difficult things we go through. And let's ask Him to bring glory to Himself as others see His love for His people in how He works good in everything in their lives.

Close in prayer.

Closing ACTS Prayer

A God, we praise You for being the Worker of Your people's good and Your glory, even in the hardest things that happen to them.

C God, we confess that we are tempted to lie instead of trusting You, God, when we are afraid of punishment, like Joseph's brothers did. We need a Savior!

T God, we thank You for always being true to Your promises and always working out Your good purposes.

S God, work in our hearts! Help us to turn from our sins and trust in Jesus as our Savior. Use all the things that happen to us for our good and Your glory, like You did with Joseph.

Special Words

Sarcophagus: The special container in which a mummy is placed.

Mummy: The body of a dead person that has been especially prepared, then wrapped in cloth to preserve it.

Canaan: The land that God promised to give Abraham and his family after him. Also known as the Promised Land and Israel.

ACTS PRAYER ACTIVITY

Use this sheet to write down your ACTS Prayer

Instructions:

Use this sheet to help the children apply the Bible Truth into a prayer. You can use the ACTS provided or even better, have the kids think of their own applications. Also have the children add their personal requests to the prayer, too. Lead the children in the prayer or let them pray sections, with your help. Never force a child to pray! Non-readers can participate by you whispering a section of the prayer into their ear and allowing them to pray it aloud for the group.

ADORATION:

God, we praise You for being so powerful and wise to make all things work for Your people's good and Your own glory.

God, we praise You for being.....

Add your own Adorations:

CONFESSION:

God, we confess that we grumble when hard things happen to us, forgetting that if we are Your people, You are using even these hard things for our good and Your glory We need a Savior!

God, we have sinned against You....

Add your own Confessions:

THANKSGIVING:

Thank You, God for all the good things You promise to do in Your people's lives. Thank You for planning every single thing in their lives to be for their good and Your glory.

God, we thank You for...

Add your own Thanksgivings:

SUPPLICATION:

God, work in our hearts, that we might turn away from our sins and trust in Jesus as our Savior. Make all the things in our lives for our good and Your glory. Transform us into people who love You and delight in You the way Jesus does.

God, we need Your help...

Add your own Supplication:

SNEAKY SNACK

Can you figure out how this snack ties in with our case?

Snack: Joseph's Mummy

Half a hot dog "mummy" of Joseph wrapped in crescent roll dough. Unroll dough, but do not separate along perforations. Instead, use knife to cut strips of dough to wrap around hot dog. Cook in 375 degree oven for a few minutes until dough is cooked.

This is only a suggestion. Feel free to modify. Be mindful of allergy issues among your children!

Case Tie-in: Joseph proclaimed to his brothers that the LORD meant even their evil behavior to him for the good. The LORD used it to save Joseph's whole family and to show the Israelites as well as the Egyptians that He was the great, one, true God. As promised, after 350 years, the people of Israel were freed from slavery. They left for the Promised Land, taking Joseph's bones with them, as he had asked them to.

SOUL FOOD

Food for thought during snack time

1. What does the snack have to do with the story?

Choose a few questions from the other activity discussion sheets to talk about during this snack time.

2.

3.

4.

5.

6.

7.

Directions: Read and discuss Bible Truth, using a FEW of the questions. Play game. Feel free to modify the game to fit your children.

God Uses Everything in His People's Lives for Their Good and His Glory

When we turn from our sins and trust in Jesus as our Savior, God becomes our Heavenly Father and we become His adopted children.

God promises His children to use everything that happens to them in their life on earth for their good and His glory. Ahead of time, God prepared special good works for each of them to do. He has also planned to carefully allow hard times and suffering in their lives for His special, good purposes.

What are these special, good purposes? To bring glory to His name, showing the world what He is like. And, to change them so that they become more like Jesus, who loves His Father completely and delights in Him and His perfectly good will. These are the two things God's people want most of all!

No one likes to suffer--not even for the best of purposes! But, God's people are so happy to know that there is nothing in their lives--from the easiest, most enjoyable thing to the very saddest, hardest thing--that their loving Father has not chosen very carefully to use for their good and His glory.

Understanding the Bible Truth

1. How do we become God's adopted people and He, our Heavenly Father? *When we turn from our sins and trust in Jesus as our own Savior.*
2. What does God promise to use everything that happens to His children for? *Their good and His glory.*
3. What good things has He prepared in advance for them? *Special good works for them to do.*
4. What does He promise about the hard things they go through? *He has carefully allowed them for special (and good) purposes.*
5. What does He promise to use their trials to do? *To bring glory to His name. And, to change them so that they become more like Jesus, who loves His Father completely and delights in Him and His good will.*
6. Does God expect us to like suffering? *No. Suffering is hard and painful, even if God is using it for His good purposes.*
7. What does God reassure His people about the hard times they go through? *He knows exactly what he is doing; one day their hard times will seem so light and short compared with the rich blessings he will bring from them.*

Bible Verse Connection Question

1. What does our Bible Truth have to do with our **Bible Verse: Romans 8:28-30**: "And we know that in all things God works for the good of those who love Him, who have been called according to His purpose. For those God foreknew, He also predestined to be conformed to the likeness of His Son, that He might be the firstborn among many brothers. And those He predestined, He also called; and those He called, He also justified; those He justified, He also glorified."?

God's people are those who love Him. In His great love, He has called them to turn away from their sins and trust in Jesus. And when they did, He forgave their sins and saved them. This is what it means to be justified. But being justified in just the beginning of God's good, forever plans for His people. He also planned for all things in their lives—both enjoyable things and hard things—for the good purpose of making them more like Jesus. Yes, He would use all of them to prepare them for life with Him in heaven, where they would be glorified: forever freed from sin and a pure reflection of God's glory.

Bible Truth Story Connection Questions

1. What good things had God prepared in advance for Joseph to do? *Go before his family into Egypt so that they would survive the famine and have a place to live in Egypt.*
2. How has God use what happened to the Israelites for their good and His glory? *He taught them that He was powerful and trustworthy by delivering them from the Egyptians in such an amazing way. That was for their good. Pharaoh recognized the LORD was greater than any Egyptian god. The nations heard how God rescued His people from the Egyptians and they were amazed. This brought Him great glory.*

Life Application Questions

1. How should God's people react to hard times they go through? *They may be sad, but they can trust God's good plans and praise Him for how He will use them for their good and His glory.*
2. What kinds of good works do you think God prepares in advance for His people? *Love Him and obey Him. Love others; Tell others about Jesus; Use well the gifts He gives us; praise and trust Him no matter what, etc.*
3. How can we become God's people? *By turning from our sins and trusting in Jesus as our own Savior.*

ACTS Questions

1. What is something we can praise God for because of this Bible Truth?
Praise God for being so powerful and wise to make all things work for His people's good and His glory.
2. What are sins we can confess to God because of this Bible Truth?
Confess grumbling in hard times, forgetting that if we are God's people, He is using them for our good and His glory.
3. What is something we can thank God for because of this Bible Truth?
Thank God for all the good things He promises to do in His people's lives.
4. What is something we can ask God for because of this Bible Truth?
Ask God to work in our hearts and help us trust Jesus as our Savior. Ask Him to make all the things in our lives for our good and His glory.

The Gospel

1. God has promised to use everything in His people's lives for their good and His glory. How can we become God's people so that this promise is for us? What is the gospel?
God is the good Creator and King of the world. He made people to worship Him and live by His good laws. But we are all sinners who have rebelled against Him. We all deserve death--God's just, eternal punishment for our sins. How terrible! But God has good news for us. In His great mercy, God sent His Son Jesus to earth to save sinners. Yes, Jesus, the perfect Son of God, left His home in heaven and became a man. He lived the perfect life that pleases God. (He's the only one who has ever done that!) He offered it up to God His Father as the perfect sacrifice for sins when He suffered and died on the cross. Then, on the third day, Jesus rose from the dead in victory. He had fully paid for the sins of God's people, so they wouldn't have to! Now all who turn away from their sins and trust in Jesus as their Savior will receive forgiveness of sins and eternal life with God. They will be His very own special people who will know Him and enjoy Him forever. We can be God's people, too, if we turn from our sins and trust in Jesus as our own Savior.

Game: Enemy Invaders

Materials

Index cards of two different colors (or use red and black playing cards, such as hearts and spades)
Bible Truth Questions
String or yarn
Two chairs
Masking Tape

Preparing the Game

1. Choose 20+ questions for your game from the Bible Truth Discussion Questions, or make up your own.
2. Write the Bible Truth questions on small thin strips of paper (or make a photocopy of the Bible Truth Discussion Questions and simply cut them into strips) and put them in the bag/bowl.
3. Tie an end of the string to each chair and draw the line across the room where the teams will be. Preferably this line will be about 4' above the ground.
4. Tape a line about 6' to 9' from the string on each side.
5. Cut cards in half along the long side, making them about the same size as playing cards.

Playing the Game

Divide the children into two teams and have them stand (or kneel to make it even harder!) on their team's line. Give each child an index card, the same color for the children on one team. At your signal, have them try to toss their cards over the line and into their "enemy's" territory on the other side. Add up how many cards fell on each side. That is how many points they can win by answering a question. Choose a question for each team. If the team gets it wrong, the question goes to the other team for an extra point. Distribute the cards and play again.

Game continues as number of questions, time, and attention span allow.

Non-competitive Option

Set a target number of points for the whole group. Challenge the children to see how many turns it takes score the target number of points. Once the target has been reached, start the game over and see how many turns it takes to reach the target the second time.

Optional TAKING IT TO OTHERS Activity: Quiz Questions

Have the children choose a few of the questions from the game to ask the parents/other children during TAKING IT TO OTHERS time. Help pre-readers by whispering the question in their ear and letting them ask it aloud to the parents/other children. Make sure you read the Bible verse aloud before you ask your questions.

Directions:

1. Write words to song in large print before class.
2. Play the song for the children, helping them follow along on the song sheet.
3. Discuss the song, using a few questions from the discussion sheet. *Don't use them all!*
4. Introduce sign language for key words of your choice from sign language sheet for your song. Use as few or as many as you think the children can learn.
5. Sing and sign the song. Sign language as well as large format lyrics and sheet music are found in the PFI Unit Songbook or online.
6. If desired, play the Song Game.

Optional TAKING IT TO OTHERS Activity: Presenting and Singing the Song

1. Sing and sign the song, encouraging the watching children/parents to join in.
2. Ask the class some of the questions listed below. The Bible Truth Connection Question is particularly good to help them understand how the song ties in with the Bible Truth.

How Firm a Foundation

Verse 3

"When thro' fiery trials thy pathway shall lie,
My grace, all sufficient, shall be thy supply;
The flame shall not hurt thee; I only design
Thy dross to consume, and thy gold to refine.

Verse 4

"The soul that on Jesus hath leaned for repose
I will not, I will not desert to his foes;
That soul, tho' all hell should endeavor to shake,
I'll never, no, never, no, never forsake!"

Listen to it on PFI NIV Songs 8, Tracks 16,17

Understanding the Song

1. What is a "fiery trial?" *It has nothing to do with fire, but just means a really hard time of suffering we have to go through.*
2. What "pathway" do these fiery trials lie upon? *Not a real path or road that you walk on. Pathway is another way of saying things you go through in your life. So, it's talking about the times of suffering you face in life.*
3. What does "supply" mean and what shall be the believer's supply when going thro their difficult trials? *Supply means to be everything you need. God's grace—that is, His gifts of strength, faith, hope, patience, etc that He freely gives His people—will be enough for them to make it through even the hardest of sufferings.*
4. What shall not hurt the believer? *The flame.*
5. What does he mean by "flame?" *The writer has been talking about "fiery trials"—hard times the believer goes through. A flame is what burns or hurts you. He is saying that even when His people go through "fiery," hard times of suffering, they will never let the trials be anything but for the good and His glory.*
6. What does God design (plan) for the "flame" to do? *Just like fire is used to purify gold by melting out impurities (called dross) and make it more beautify and pure, so God only plans to use His people's trials to purify them of sin and strengthen their faith, love and dependence upon Him.*
7. What does it mean to lean on something for repose? *To rest on something peacefully, without worry.*
8. What does God promise to a person (a soul) who rests on Him, peacefully? *He will never desert (abandon) to his foes (enemies).*
9. What does it mean for "hell to endeavor to shake" a soul? *What does God promise when that happens to His people? It means for Satan to bring lots of suffering upon them and try to get them to turn away from God. God promises to never forsake them. He will always be with them, always giving them strength to endure their sufferings, no matter how hard they are.*

Bible Truth Connection Question

1. How does this song relate to our **Bible Truth: God Uses Everything in His People's Lives for Their Good and His Glory**? *God's people may go through very hard, "fiery" trials, but they know that God is their firm foundation. They are "staid" on Jesus, trusting that He always be with them and only use their trials to "consume their dross"—make them holy. That is for their good and will bring glory to His name.*

Story Connection Question

1. How does this song relate to our story? *The Israelites' time in Egypt was full of suffering and sorrow during the last years under the Pharaoh who didn't know Joseph. They were like fiery trials. But LORD meant them for good in the lives of the Israelites. He used them to teach them to cry out to Him for help and to trust in Him. When the Israelites saw the mighty power of the LORD to save them from the most powerful nation in the world, they saw that they could lean on the LORD for repose (rest). It didn't matter what Pharaoh did. It didn't matter even if hell endeavored to shake them. The LORD was completely able to deliver them from slavery and make them His special people, as He had promised.*

Bible Connection Question

1. What does this hymn have to do with our Bible Verse: **Romans 8:28-30**: "And we know that in all things God works for the good of those who love Him, who have been called according to His purpose. For those God foreknew, He also predestined to be conformed to the likeness of His Son, that He might be the firstborn among many brothers. And those He predestined, He also called; and those He called, He also justified; those He justified, He also glorified."?

God's people know all God has an unbreakable plan to use all things in their lives for their good. He has planned that even their "fiery trials"—the hardest things that happen to them—that God will use them all to make them like Jesus. They do not have to like the fiery trials, but they can praise God for how He will use them for their good and His glory.

ACTS Questions

1. What is something we can praise God for from this hymn?

Praise God for always giving His people the grace they need to make it through all their trials. Praise God for always using even the hardest trials of His people's lives to make them like Jesus.

2. What are sins we can confess to God from this hymn?

That when we go through hard times, we like to grumble about them. We forget that, if we are God's people, we can trust that He will give us grace to endure them; and that He is using them to make us more like Jesus.

3. What is something we can thank God for from this hymn?

We can thank God always giving His people grace to endure even the hardest trials they go through.

4. What is something we can ask God for from this hymn?

That God would work in our hearts that we might turn from our sins and trust Jesus as our Savior. We can ask Him to give us grace to endure even our hardest trials. We can ask Him to use them to make us more like Jesus.

Life Application Questions

1. How can God's people be affected by the message of this song? *They can praise God for promising to use everything they go through for their good and His glory. They can ask Him to use their trials to make them holier and stronger in their faith; and to glorify Himself through everything they go through.*

2. How can we become God's people? *By turning away from our sins and trusting in Jesus as our own Savior.*

Gospel Question

1. God's people are so grateful that God will use everything in their lives for their good and His glory, even the "fieriest" trials. How can we become God's people, knowing that God will use everything in our lives for our good and His glory? What is the gospel?

God is the good Creator and King of the world. He made people to worship Him and live by His good laws. But we are all sinners who've rebelled against Him. We all deserve death--God's just, eternal punishment for our sins. How terrible! But God has good news for us. In His great mercy, God sent His Son, Jesus to earth as a man to save sinners. He lived the perfect life that pleases God. (He's the only one who's ever done that!) He offered it up to God His Father as the perfect sacrifice for sins when He suffered and died on the cross. Then, on the third day, Jesus rose from the dead in victory. He had fully paid for the sins of God's people, so they wouldn't have to! Now all who turn away from their sins and trust in Jesus as their Savior will receive forgiveness of sins and eternal life with God. They will be His very own special people who will know Him and enjoy Him forever. We can be God's people, too, if we turn from our sins and trust in Jesus as our own Savior.

Song Game: Sign It, Say It, What Does It Mean?

Materials

Sign Language signs used in song, particularly choose words with important meanings you want the children to learn, such as “grace”, “redeem”, etc.

Bag or bowl

Preparing the Game

1. Cut out signs and put in bowl.

Playing the Game

1. Practice the song and signs until the children know them well. Then put all the signs we’ve learned in this bag/ bowl and mix them up.
2. Ask one of the children to choose a sign, but not show it to anyone...but you, if they need some help.
3. Ask the child to do the sign for the rest of the children and see if the other children can guess which one it is. Do the sign with the child, if desired.
4. When the children guess the sign, ask them the meaning of the word. If no one guesses the sign, put it back in the bowl to be picked again.
5. Choose another child to pick a new sign from the bag and continue.

NOTE: You might want to sing the song after you do each word or couple of words.

Game continues as number of questions, time, and attention span allow.

choose a FEW questions for discussion, then choose the game and/or music activity

Meditation Version: Romans 8:28-30

“And we know that in all things God works for the good of those who love Him, who have been called according to His purpose. For those God foreknew, He also predestined to be conformed to the likeness of His Son, that He might be the firstborn among many brothers. And those He predestined, He also called; and those He called, He also justified; those He justified, He also glorified.”

Alternate Memory/Games Version: Romans 8:28

“And we know that in all things God works for the good of those who love Him, who have been called according to His purpose.”

Understanding the Bible Verse

1. Who does God work for the good of? *Those who love Him, those who have been called according to His purpose.*
2. What does it mean to be called according to God’s purpose? *It means that someone becomes one of God’s people because they heard the good news of Jesus and God worked in their hearts so that they would turn away from their sins and trust in Jesus as their own Savior.*
3. What does God use to work for the good of His people? *All things in their lives, both enjoyable and hard.*
4. Who did God foreknow and predestine to be conformed to the likeness of His Son, Jesus? *His people: those who love Him and who He called to believe in Him.*
5. What does it mean that God foreknew someone? *It means that God knew that they would become His people, that they would turn away from their sins and trust in Jesus as their own Savior.*
6. What does predestine mean? *To choose in advance that something would happen for sure.*
7. What did God predestine to happen to His people? *That they would be called, justified (saved from their sins) and conformed to the likeness of His Son, Jesus, all according to His purpose.*
8. What does conformed mean? How are God’s people conformed into Jesus’ likeness? *Conformed means to make something act or be like something else. God’s people are conformed into Jesus’ likeness when the Holy Spirit works in their hearts. He changes them so that they love and obey God as Jesus did.*
9. Why did God predestine His people to be conformed (to be made) like Jesus? *So that they would, like Jesus, love God and obey Him.*
10. What does it mean that Jesus is the firstborn? *It means that He was the first to rise from the dead, after He took the punishment for God’s people’s sins, died on the cross, then rose from the dead.*
11. How are God’s people like brothers, who come after Jesus? *They, too, will rise from the dead one day, because of their faith in Jesus as their own Savior.*
12. What does it mean to be justified by God? *To have your sins forgiven and be made one of God’s people.*
13. What does it mean to be glorified? *To be completely free from sin so that you glorify God completely, in everything you think, say and do.*
14. When will God’s people be glorified? *In heaven.*
15. What has God predestined to happen to His people? *That they would be called (hear the good news of Jesus, and believe), justified (have their sins forgiven and made one of God’s people), and glorified (made to be without sin) one day.*

Bible Truth Connection Question

1. What does this verse have to do with the **Bible Truth: God Uses Everything in His People’s Lives for Their Good and His Glory?** *God’s people are those who love Him. In His great love, He has called them to turn away from their sins and trust in Jesus for the forgiveness of their sins. This is what it means to be justified. But being justified is just the beginning of God’s good, forever plans for His people. He also planned for all things in their lives—both enjoyable things and hard things—for the good purpose of making them more like Jesus. Yes, He would use all of them to prepare them for life with Him in heaven, where they would be glorified: forever freed from sin and a pure reflection of God’s glory. This is God’s wonderful plan for making everything in His people’s lives for their good and His glory.*

Story Connection Questions

1. How does this verse relate to our story? *When their father died, Joseph's brothers were afraid that Joseph would punish them to get back at them for selling him as a slave and causing him to suffer for years in prison in Egypt. But Joseph had no such plans. The Lord had been with him in Egypt. He had shown Joseph that He loved him. He had taught Joseph that even this terrible thing that his brothers had done to him was part of God's good plan to save them*

Life Application Questions

1. How can we become those who are called, justified, and one day glorified? *By turning away from our sins and trust in Jesus as our own Savior.*

ACTS Questions

1. What is something we can praise God for from this Bible Verse? *Praise God for being able to save His people! There is nothing that can stop His plans to call them, justify them, and glorify them!*

2. What are sins we can confess to God from this Bible Verse? *That we have all turned away from God. Our hearts are dead to God. We cannot know God on our own! We need a Savior!*

3. What is something we can thank God for from this Bible Verse?

We can thank God for His unbreakable plan to use all things in His people's lives for His good purposes!

4. What is something we can ask God for from this Bible Verse?

We can ask God to work in our hearts that we would want to turn away from disobeying Him and trust in this wonderful Jesus as our own Savior. We can ask Him to save us, to make us conformed to the likeness of Jesus and one day, to glorify us in heaven—free from sin forever!

The Gospel

1. What was God's amazing, unbreakable plan to call, justify and glorify His people? What is the gospel?

God is the good Creator and King of the world. He made people to worship Him and live by His good laws. But we are all sinners who have rebelled against Him. We all deserve death--God's just, eternal punishment for our sins. How terrible! But God has good news for us. In His great mercy, God sent His Son Jesus to earth to save sinners. Yes, Jesus, the perfect Son of God, left His home in heaven and became a man. He lived the perfect life that pleases God. (He's the only one who has ever done that!) He offered it up to God His Father as the perfect sacrifice for sins when He suffered and died on the cross. Then, on the third day, Jesus rose from the dead in victory. He had fully paid for the sins of God's people, so they wouldn't have to! Now all who turn away from their sins and trust in Jesus as their Savior will receive forgiveness of sins and eternal life with God. They will be His very own special people who will know Him and enjoy Him forever. We can be God's people, too, if we turn from our sins and trust in Jesus as our own Savior.

Game: Day at the Beach

Materials

- Bible verse written up in large print so that all can see
- 2 large pieces of paper or poster board
- 10 or so various beach items, per team
(shells, sunglasses, beach balls, lotion bottle, fish, sand bucket, shovel, etc.)
- Paper, marker
- 1 towel (preferably beach towel) per team

Preparing the Game

1. Make copy of the verse per team and cut it apart into as many parts as many pieces as beach articles per team. Number this verse pieces in order and tape them to the beach articles.
2. Make a sign per team of the verse. If you have a lot of non- or early readers, write the verse in easy to read print, numbering each word/section that correspond to the sections on the cut-up version of the verse. If your children are all proficient readers, do not write the verse on the poster board, but simply draw lines and number them 1-10, corresponding to the 10 verse pieces.
3. Write down and cut out the numbers used on the verse pieces and put in a little bag or jar.
4. Use masking tape to mark starting line.
5. Tape the numbered verse pieces to the beach items and make a pile for each team at the far end of the relay area.
6. Place a towel at the starting line for each team.

Learning the Verse

Some or all of your children may be non- or early readers. Teach the verse in sections, having them say it after you. Repeat a few times. Add clapping or other movement as they say it.

Directions

1. If desired, lead the children in a discussion of a **FEW** of the most important questions before beginning game.
2. Explain the game to them as follows:
WARNING: Limit the children to walking quickly if you have a slick floor.
Divide the children into teams. Explain everyone will say the verse together, then you will pull out a number from your bag. The first two children in each line will rush down to the other end of the relay area with the ends of the towel in each partner's hands. The partners are to say the verse to the leader, then they are to find the beach item with the corresponding number in their beach towel for them to carefully carry back to the "beach house" (start). If they drop it, they have to go all the way back and start again. When all items have been retrieved, they are to place them in verse order. The team will then put all the pieces in verse order. If working with less confident readers, point out to them that they can use the sign you made and the numbers in the verse pieces as hints to help them line it up properly. After getting it in order, the team will finish by saying the verse all together. The first team to do so, wins.

Non-competitive Option

Don't split the children into teams. Have only one set of beach items. Have the children take turns retrieving the items in pairs and adding it to the class beach house. Together they will work to put the verse together after collecting all the beach items are collected.

Optional TAKING IT TO OTHERS Activity: Quiz Questions

Have the children choose a few of the questions from the game to ask the parents/other children during TAKING IT TO OTHERS time. Help pre-readers by whispering the question in their ear and letting them ask it aloud to the parents/other children. Make sure you read the Bible verse aloud before you ask your questions.

Directions:

1. Write words to song in large print before class.
2. Play the song for the children, helping them follow along on the song sheet.
3. Discuss the song, using a few questions from the discussion sheet. *Don't use them all!*
4. Introduce sign language for key words of your choice from sign language sheet for your song. Use as few or as many as you think the children can learn.
5. Sing and sign the song. Sign language as well as large format lyrics and sheet music are found in the PFI Unit Songbook or online.
6. If desired, play the Song Game.

Optional TAKING IT TO OTHERS Activity: Presenting and Singing the Song

1. Sing and sign the song, encouraging the watching children/parents to join in.
2. Ask the class some of the questions listed below. The Bible Truth Connection Question is particularly good to help them understand how the song ties in with the Bible Truth.

All Things

All things, yes, all things,
And we know that in all things, God works for the good,
Of those who love Him, Who have been called,
Called according to His purpose.

(But why? What was God doing for His people?)

For those God foreknew, He also predestined, He predestined,
To be conformed, to be conformed, To the likeness of His Son.

(But why? What was God doing for Jesus?)

That He, That He might be, The firstborn among many, many,
Of many, brothers, so He might be, Firstborn of many brothers.
Romans Eight, twenty-eight and twenty-nine.

Listen to it on PFI NIV Songs 8, Track 18

Song Game: Pass the Secret Sign

Materials

Sign Language signs used in song, particularly choose words with important meanings you want the children to learn, such as "grace", "redeem", etc.

Bag or bowl

Blindfold

Preparing the Game

1. Cut out signs and put in bowl.

Playing the Game

1. Practice the song and signs until the children know them well.
2. Have all the children stand in a tight circle, except one, "It," who will stand in the middle of the circle, blindfolded.
3. Have the children in the circle to put their hands behind their backs. Choose a sign from the bag and hand to a child in the circle, still keeping hands behind their backs, not looking at the sign.
4. When "It" says "Pass the Secret Sign", the children will begin to pass the sign around behind their backs.
5. When "It" says "Stop the Passing!" the child who has the sign freezes with the sign behind his back.
6. The child with the sign brings it around and looks at it. You can help the child practice the sign.
7. Then take the blindfold off of "It", watch the child with the card do the sign, then have "It" guess the name of the sign. (If desired, "It" can ask another child in the circle for help with their guess.)
8. The holder of the sign then becomes "It." Sing the song with all the signs, then repeat.

STORY REVIEW

Directions: Read and discuss Bible Truth, using a FEW of the questions. Play game. Feel free to modify the game to fit your children.

General Story Questions

1. What did the Canaanites see at the threshing floor of Atad that surprised them? *Lots of Egyptian chariots, horses and important Egyptians weeping around a sarcophagus at a threshing floor near Canaan (many miles from Egypt.).*
2. Why did the Egyptians make such a big deal about Jacob's death? *Jacob was Joseph's father, the prime minister of Egypt. Pharaoh ordered the people to mourn Jacob in honor of Joseph.*
3. What did Jacob's family see for the first time in seventeen years when they went to bury Jacob? *Their own land.*
4. Why were Joseph's brothers scared to go back to Goshen with Joseph? *They thought he would take revenge on them for selling him into slavery, now that Jacob was dead.*
5. What reason did Joseph give his brothers to not fear him? *He knew that God meant what they did for good, even though they meant it for evil.*
6. How did God use the evil that Joseph's brothers did to him for good, to save many? *He used it to prepare a place for them to have food and to prosper while the famine went on.*
7. Why did Joseph have faith that God would one day take them back to the Promised Land? *Because the LORD had promised that He would.*
8. What was different about the Israelites and Egyptians after 350 years had passed? *The Israelites had grown into a great nation of over 1 million people. The Pharaoh had made the Israelites his slaves and treated them terribly.*
9. How did God use the new Pharaoh's cruel ways for the good of His people and for His own glory? *He used them to cause them to cry out to Him and ask for His help. He used them to help them trust in Him. He brought glory to His name through all the plagues He sent because of Pharaoh's hard heart. The Egyptians and other peoples saw how mighty the LORD was and feared Him.*
10. What was different about the way Jacob's family left with Jacob's bones from the way the Israelites left with Joseph's bones? *The Egyptians went with Jacob's family, a group of no more than a couple hundred people; there was much weeping and wailing over Jacob; they all came back after the burial. But no Egyptians went with Joseph's bones—just Israelites. There were over 1 million people. Instead of mourning, there was rejoicing. They were leaving and never coming back.*

Bible Truth Connection Questions

1. What does this story have to do with our Bible Truth? *God used the Israelites' time in Egypt for their good by teaching them to trust Him, showing them what a mighty God He was, and to make them a great nation who He would make His special people and give them the Promised Land to live in. He also used their time in Egypt to bring glory to Himself by showing the Egyptians and all the other peoples how mighty He was that they would see there is no god like Him.*

Bible Verse Connection Question

1. What does the story have to do with our **Bible Verse: Romans 8:28-30**: "And we know that in all things God works for the good of those who love Him, who have been called according to His purpose. For those God foreknew, He also predestined to be conformed to the likeness of His Son, that He might be the firstborn among many brothers. And those He predestined, He also called; and those He called, He also justified; those He justified, He also glorified."?

When their father died, Joseph's brothers were afraid that Joseph would punish them to get back at them for selling him as a slave and causing him to suffer for years in prison in Egypt. But Joseph had no such plans. The Lord had been with him in Egypt. He had shown Joseph that He loved him. He had taught Joseph that even this terrible thing that his brothers had done to him was part of God's good plan to save them.

Life Application Questions

1. How should God's people be like Joseph? *They should have faith that God will keep His promises, to do the good that He promises in His perfect timing.*
2. How can God get glory through His people when they go through hard things? *By them joyfully trusting Him to take care of them and bring good out of everything they are going through instead of worrying or getting impatient.*
3. How can God get glory through His people when they go through good times? *By them remembering to thank Him and by telling others that He was the One who blessed them with the good times.*
4. How can we become God's people? *By turning away from our sins and trusting in Jesus as our own Savior.*

ACTS Questions

1. What is something we can praise God for being that we learned in our story?

Praise God for being the Worker of His people's good and His glory, even in the hardest things that happen to them.

2. What is something we can confess as sin that we learned in our story?

Confess that we are lie instead of trust God when we are afraid of punishment, like Joseph's brothers were.

3. What is something we can thank God for that we learned in our story?

We can thank God for always being true to His promises and always working out His good purposes.

4. What is something we can ask God for that we learned in our story?

We can ask God to work in our hearts, helping us to turn away from our sins and trust Jesus as our own Savior. We can ask to use all the things that happen to us for our good and His glory, like Joseph did.

The Gospel

1. Joseph was one of God's people. Joseph saw God work all things in his life for his own good and for God's glory. God will do this in our lives, if we become His people. How do we become God's people? By believing the good news of Jesus. What is the gospel?

God is the good Creator and King of the world. He made people to worship Him and live by His good laws. But we are all sinners who have rebelled against Him. We all deserve death--God's just, eternal punishment for our sins. How terrible! But God has good news for us. In His great mercy, God sent His Son Jesus to earth to save sinners. Yes, Jesus, the perfect Son of God, left His home in heaven and became a man. He lived the perfect life that pleases God. (He's the only one who has ever done that!) He offered it up to God His Father as the perfect sacrifice for sins when He suffered and died on the cross. Then, on the third day, Jesus rose from the dead in victory. He had fully paid for the sins of God's people, so they wouldn't have to! Now all who turn away from their sins and trust in Jesus as their Savior will receive forgiveness of sins and eternal life with God. They will be His very own special people who will know Him and enjoy Him forever. We can be God's people, too, if we turn from our sins and trust in Jesus as our own Savior.

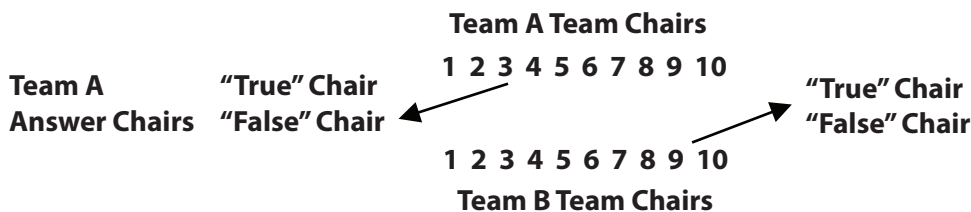
Game: Yes, No & Go!

Materials

Various detective looking items (a hat, dark glasses, tie, suit, watch, etc)
 Paper and Marker
 Tape
 Story Review Questions

Preparing the Game

1. Use the Story Review questions for ideas to come up with 20+ statements that are true, false, or not in the story.
2. Set up the chairs in two lines, with chairs facing each other. Each chair should be spaced far enough from its neighboring chairs so that a child could run around it. Place at each end of the rows, two chairs that also face towards the middle. Write the words "true" and "false" on 2 index cards each and tape each to one of the chairs at the end of the rows. There should be one set of true and false chairs at one end and one set at the other end, one set for each team. With the remaining index cards, make 2 sets of numbers that correspond to the number of chairs in each long row. (If 5 chairs on a side, then number two sets of cards from 1 to 5.) Tape these numbers to the back/bottom of each chair. Have the numbers descend on one side and ascend on the other side. (i.e., if using numbers 1 to 5, then number 1 on one row be across from number 5, number 2 across from number 4, etc.) See diagram for illustration of chair set up.



Playing the Game

Divide the children into two teams and have them take their places in the chairs. Assign the child the number on their chair. After everyone is seated, the leader reads one of the true/false/not in the story statements and then calls out a number. The player from each team with that number is to run to sit in their team's true or false chair. If the answer is not in the story, the children are to run around their chair and sit down in their seat with arms folded over their chest. The first of the players to make it to the correct seat scores a point for his team.

Play continues as statement cards last, or as time and attention span allow.

Non-competitive Option

Instead of using two sets of the same numbers for each "team," use only one set of numbers. (For example, instead of having two sets of chairs numbered from 1-10, number the chairs from 1-20). And, have only one true/false chair. The child whose number is called runs to the right chair.

Optional TAKING IT TO OTHERS Activity: Quiz Questions

Have the children choose a few of the questions from the game to ask the parents/other children during TAKING IT TO OTHERS time. Help pre-readers by whispering the question in their ear and letting them ask it aloud to the parents/other children.

CASE REPLAY ACTIVITIES

Use this guide to review the Case Story and act it out for others to enjoy!

CASE REPLAY, JR: YOUNGEST CHILDREN

Description: The children will act out the story together, everyone doing the same action/sound effect at the same time. This activity is most suitable for kindergarteners.

Materials

The Case RePlay, Jr. script for younger children

Preparation

1. Read through the script and write in the blanks along the side possible actions/sound effects the children could do to act it out.

Instructions

1. Tell the children that they will be re-enacting the story together as you tell it.
2. As you read the script, lead the children in actions/sound effects to do with you.
3. If desired, you can read the script and stop at certain sentences and ask them what a good action/sound effect would be to act out what you just read.
4. Repeat the re-enactment one or two times more.

CASE REPLAY, SR: OLDER CHILDREN

Description: The children act out the story as a three-scene play. You will narrate it using the Case RePlay, Sr. script and they will act it out (no spoken words, for the most part), with each child assuming a different character's role. This activity is most suitable for first grade and up. You will review the story, then practice it a few times before performing it for others.

Materials

The Case RePlay, Sr. script
White board or other large format paper
Costumes and props

Preparation

1. Prepare for the play by choosing costumes and props for each character in the story. Decorate the area with any scenery props.
2. Write the words "Beginning," "Middle," "End" on a large piece of paper/whiteboard with plenty of space under each heading. You will use this paper to help the children think about the story as a three-scene play, as it is presented in the script.

Instructions

1. Tell the children that they will get to act out the story as a three-scene play, with a beginning, middle and end section. Tell them that before they can act it out, they need to think it out. as you narrate it with your script.
2. Take the children's answers as they recount the story, helping them put key incidents in the right order.
3. If desired, when they have filled in their Beginning, Middle, End, read through your whole (real) script, so they hear exactly what you will have them act out.
4. Then tell the children that it's time to practice acting out the story.
5. Assign parts to each child. If you are using costumes, do NOT give them out at this point. They will be a distraction.
6. Have all the children sit on the floor or in chairs on one side of the "stage," then call the characters up in place as their part in the story comes.
7. As you read the script, guide the children in where you want them to move or do to act it out.
8. After going through the whole script once, give out any costumes and props and act out the script once or twice more.

Optional TAKING IT TO OTHERS Activity: Re-enacting the Story

Read the script as the children act out together (younger) or assuming different roles (older) as the other children or the parents watch.

CASE REPLAY, JR--YOUNGER KIDS (KINDERGARTEN) P.2

Welcome to our play! The name of our story is: The Case of the Ancient Mummy.

Our story takes place in Old Testament times, starting near the Jordan River, about 1750 years before Jesus lived on earth.

And now we present: "The Case of the Ancient Mummy."

Scene 1:

At the threshing floor of Atad on the east side of the Jordan River, many important Egyptian men wept and wailed for seven days around a sarcophagus. The Canaanites wondered who was in the sarcophagus that they wept and wailed for like this and why did they travel so far from home to do it there. Jacob's mummy was in the sarcophagus. His son, Joseph, was the prime minister of Egypt, the most important man under Pharaoh. Jacob had asked his sons to bring his body back to Mamre to be buried at the Cave of Machpelah with the rest of his family. Pharaoh honored his prime minister's father by having all of Egypt mourn his death for 70 days. He had his body embalmed, put in a sarcophagus; and then escorted by his important men to Canaan for the burial. Jacob's sons and their families left the Egyptians at Atad, crossed the Jordan River and went to Mamre alone. This was the first time they had seen their homeland since they left it seventeen years earlier in the famine. As much as they might have wanted to stay in Canaan, they knew it was not time yet. They had to go back to Goshen in Egypt and wait.

Actions:

Scene 2:

Joseph's brothers dreaded going back to Goshen. They were afraid Joseph might punish or kill them for selling him into slavery so many years ago. But Joseph reassured them that he would take care of them. He knew they had meant to hurt him, but that God had planned it for good, to save them through it. Joseph was right. God had good plans for them and even more, would bring great glory to Himself in how He would bring them back to the Promised Land one day. Years passed. It seemed that God would not rescue them from Egypt, but Joseph had faith. As he was dying, he told them that surely God would bring them out of Egypt and take them home. He had them promise that they would take his bones back with them to be buried at home. Joseph died; he was mummified and placed in a sarcophagus and left until the day God's plan is fulfilled.

Scene 3

350 years pass. Hard times come. The families of Joseph and his brothers had grown into a great nation of over a million people, but the new Pharaoh made them his slaves. He treated them terribly, forcing them to build his new cities and work in his fields. The Israelites cried out to God to help them and He answered them. He sent Moses and Aaron to tell Pharaoh to let His people go. He sent plagues upon the Egyptians, until at last, Pharaoh freed them, admitting that he and his gods are defeated. On the morning after the last plague, Joseph's bones were carried out of Egypt along with the million of freed Israelites, They praised the LORD for the good He had done for them. People all around heard the mighty way He had rescued His people and feared Him, bringing glory to His name.

Bible Truth Tie-In: The Bible Truth we are learning is: **God Uses Everything in His People's Lives for Their Good and His Glory.** God rescued the Israelites from Egypt in a mighty way that was for their good and His glory.

CASE REPLAY, SR--OLDER KIDS (1ST GRADE AND UP) P.3

Welcome to our play! The name of our story is: The Case of the Ancient Mummy.

Our story takes place in Old Testament times, starting near the Jordan River, about 1750 years before Jesus lived on earth.

The characters in our story are: Egyptian officials; Canaanite people; Jacob's sons and families; Pharaoh during Joseph's time; Pharaoh during Moses' time; Moses; Aaron; Israelites; peoples from surrounding countries; and, Sarcophagi of Joseph and Jacob.

And now we present: "The Case of the Ancient Mummy."

Scene 1: (Beginning)

At the threshing floor of Atad on the east side of the Jordan River, many important Egyptian men wept and wailed for seven days around a sarcophagus. The Canaanites wondered who was in the sarcophagus that they wept and wailed for like this and why did they travel so far from home to do it there. Jacob's mummy was in the sarcophagus. His son, Joseph, was the prime minister of Egypt, the most important man under Pharaoh. Jacob had asked his sons to bring his body back to Mamre to be buried at the Cave of Machpelah with the rest of his family. Pharaoh honored his prime minister's father by having all of Egypt mourn his death for 70 days. He had his body embalmed, put in a sarcophagus; and then escorted by his important men to Canaan for the burial. Jacob's sons and their families left the Egyptians at Atad, crossed the Jordan River and went to Mamre alone. This was the first time they had seen their homeland since they left it seventeen years earlier in the famine. As much as they might have wanted to stay in Canaan, they knew it was not time yet. They had to go back to Goshen in Egypt and wait.

Scene 2: (Middle)

Joseph's brothers dreaded going back to Goshen. They were afraid Joseph might punish or kill them for selling him into slavery so many years ago. But Joseph reassured them that he would take care of them. He knew they had meant to hurt him, but that God had planned it for good, to save them through it. Joseph was right. God had good plans for them and even more, would bring great glory to Himself in how He would bring them back to the Promised Land one day. Years passed. It seemed that God would not rescue them from Egypt, but Joseph had faith. As he was dying, he told them that surely God would bring them out of Egypt and take them home. He had them promise that they would take his bones back with them to be buried at home. Joseph died; he was mummified and placed in a sarcophagus and left until the day God's plan is fulfilled.

Scene 3: (End)

350 years pass. Hard times come. The families of Joseph and his brothers had grown into a great nation of over a million people, but the new Pharaoh made them his slaves. He treated them terribly, forcing them to build his new cities and and work in his fields. The Israelites cried out to God to help them and He answered them. He sent Moses and Aaron to tell Pharaoh to let His people go. He sent plagues upon the Egyptians, until at last, Pharaoh freed them, admitting that he and his gods are defeated. On the morning after the last plague, Joseph's bones were carried out of Egypt along with the million of freed Israelites, They praised the LORD for the good He had done for them. People all around heard the mighty way He had rescued His people and feared Him, bringing glory to His name.

Bible Truth Tie-In: The Bible Truth we are learning is: **God Uses Everything in His People's Lives for Their Good and His Glory.** God rescued the Israelites from Egypt in a mighty way that was for their good and His glory.

The Bones of Joseph

Description

Children will make a mummy Joseph using gauze and a wooden clothespin and place him in a decorated "sarcophagus" box.

Materials

White cardstock, 2 pieces per child
Colored pencils/markers/crayons, especially gold
Tape
Scissors
1 wooden clothespin per child
12" of cotton gauze, about 1" wide, per child
Glue

Preparing the Craft

1. Make a copy of Patterns 1,2,3 and 4 on the cardstock for each child. (Pattern 4 provides a paper alternative to the cloth pin, etc)
2. Cut out box edges along dashed lines.
3. Cut cotton gauze into 12" strips.
4. Set out other supplies.

Making the Craft

1. Show the children a copy of the craft.
2. Have the children color in sarcophagus, lid and decoration with markers, etc.
3. Make sarcophagus into a box by folding along solid fold lines and taping to hold.
4. Glue/tape decoration to top of sarcophagus lid. Fold lid along solid fold lines and tape to hold.
5. Wrap clothespin with cotton gauze, tucking end into a fold.
6. Place "Joseph" in the sarcophagus. Place lid on sarcophagus.

NOTE: You may need to help youngest children with the folding and taping of the box and lid. If desired, you could pre-fold the boxes and lids, and have them color the lid decoration and simply glue it on.

Optional **TAKING IT TO OTHERS** Activity: Craft Presentation

If you are presenting the craft to other children or parents the children can hold up their crafts (or your model craft) and read their Bible Truth Connection answers to explain the importance of the craft.

CASE CRAFT**Discussion Guide****Instructions:**

As the children are settled into making their craft, ask them these questions to help them understand the craft's significance. Use the answers provided to guide the children's answers.

Discussion Questions

1. Where had Joseph died? Where were the Israelites slaves? *In Egypt.*
2. What did the Israelites carry along with them out of Egypt when they left? *The ancient bones of Joseph.*
3. Why did they carry his bones out with them? *They had promised him hundreds of years earlier that when God's promises came true and they were freed, that they would take his bones back to be buried in Canaan with the rest of his family.*
4. What is Bible Truth that we are learning? *God Uses Everything in His People's Lives for Their Good and His Glory.*
5. What does our craft have to do with our Bible Truth: God Uses Everything in His People's Lives for Their Good and His Glory? *The Israelites brought Joseph's bones out of Egypt on the day that the LORD freed them from slavery. He had brought them down to Egypt for their good and His glory (by sending Joseph down ahead of them); and now He was taking them back, for their good and His glory (by teaching them to trust Him and showing all the nations how great He was).*
6. What can our craft help us remember? *Even when it seems like the LORD is slow to work for our good and His glory, like Joseph, God's people can have faith that He will do everything He has promised he will do.*

TAKING IT TO OTHERS**Craft Presentation****Instructions:**


Have children hold up your model craft/their crafts. Choose five children (or you say) the five sections below to explain the craft's importance.

Presentation:


1. Our craft is: The Bones of Joseph.
2. On their way out of Egypt, the Israelites carried the bones of Joseph with them to bury back home in Canaan, just as they promised him they would.
3. Our Bible Truth is: God Uses Everything in His People's Lives for Their Good and His Glory .
4. The Israelites brought Joseph's bones out of Egypt on the day that the LORD freed them from slavery. He had brought them down to Egypt for their good and His glory (by sending Joseph down ahead of them); and now He was taking them back, for their good and His glory (by teaching them to trust Him and showing all the nations how great He was).
5. Our craft can help us remember even when it seems like the LORD is slow to work for our good and His glory, like Joseph, God's people can have faith that He will do everything He has promised he will do.

Note: Even non-readers can participate in presenting the craft, if you will whisper what they are to say in their ear and let them say it aloud for the others to hear.


Craft Pattern #1
Base of Sarcophagus



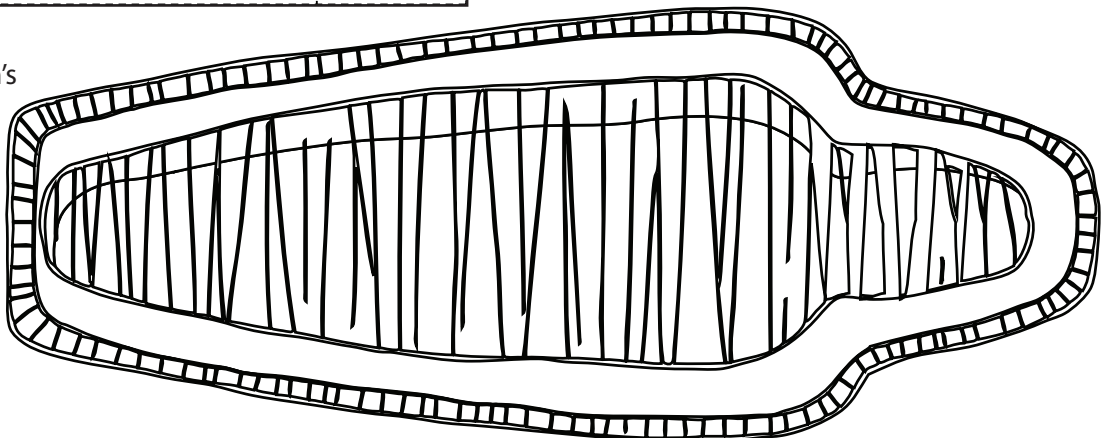
Craft Pattern #2 Top of Sarcophagus



Craft Pattern #3 Sarcophagus Lid Decoration



Craft Pattern #4
Mummy of Joseph's
Bones



BEFORE CLASS:**1. PICK YOUR PERSON**

VIPPs can be anyone in your church! Typically, they fall into 6 categories: Church staff, Elders, Deacons/deaconesses, Special Volunteers (people who aren't paid, but spend a lot of time helping out in particular ways), Supported Workers (aka missionaries), and Church Members.

2. GATHER YOUR FACTS

Use the VIPP Information Sheet to write down the facts about your VIPP. The information on this worksheet is used in the VIPP activities, listed in the "Choose an Activity" section below.

DURING THE ACTIVITY:**1. INTRODUCE YOUR VIPP**

Introduce your VIPP to the children, using the VIPP Information Sheet. Fill in a set of VIPP Clue Cards with the information for your VIPP. If desired, you can even have the actual person come into class for the children to meet.

Need help describing what someone does for the church in a kid-friendly way? Check out the list of common VIPPs on the Praise Factory website in the PFI resources. There are lots of kid-friendly descriptions for common VIPP's, such as pastors, elders, deacons and a lot more.

2. PRAY!

Lead the children in praying for the VIPP. Ask the children if they would like to pray for one of the VIPPs prayer requests. Even non-readers can pray for the VIPP if you whisper the prayer request in their ear, then let them say it aloud. Never force a child to pray!

3. CHOOSE AN ACTIVITY

There are two activities you can use to help the children learn about the VIPP:

VIPP Clue Cards: These are nine coloring sheets in which children fill in the nine things they learn about the VIPP from the VIPP Information Sheet. Photocopy a set of each child. Use as few or as many of these Clue Cards as you desire.

VIPP Game: This is a game that uses a set of Clue Cards for one or two VIPPs.

Choose a VIPP and fill in his/her information on the VIPP Information Sheet. Fill in a set of VIPP Clue Cards with the information for your VIPP. Tell the children about the VIPP, having them fill in the VIPP Clue Cards with the key facts as they learn them. Write any words the children need to write on a white-board or other piece of paper so they can see how to spell them. Help younger children write these words on their clue cards. Ideas for how to tell the children about many common VIPPs are listed at praisefactory.org with the resources for this Bible Truth.

Optional TAKING IT TO OTHERS Activity: Introduce and Pray for the VIPP

If you are presenting the VIPP to other children or parents you can assign children to hold up the 10 clue cards and say what each card tells about the VIPP. (Or, you can have the children hold them up as you tell what each one means.) Then lead the children in praying for the VIPP.

Game: Stop and Go

Materials

Information for one VIPP
2 Sets of Clue Cards
8 8.5" x 11" Manilla Envelopes
Ball
Blindfold
Bag

Preparing the Game

1. Fill in one set of clue sheets for the VIPP you are using.
2. Tape the other (blank) set of Clue Cards to the outside of the manilla envelopes.
3. Put the filled-in clue cards in the corresponding envelope.
4. Put all the Clue Cards envelopes in a bag, except for the ones with the names and pictures of the VIPPs.

Playing the Game

Reveal: Tell the children about the VIPP, showing them your filled-in clue cards as you tell about them.

Review: Have the children stand or sit in a circle. Choose one child to be the Caller. The Caller stands in the center of the circle, blindfolded. Hand the ball to a child in the circle. At the Caller's "Go" command, the ball is passed around the circle. It is passed around until the Caller says "Stop." Whoever has the ball when the Caller says stop chooses a Clue Card envelope. The child (or the teacher) tells the class the Clue Card category and asks them if they can remember the answer for the VIPP. The envelope is opened to see what the answer is. If the children get it right, the category is retired. If they get it wrong, it goes back into the pile of envelopes.

VIPP INFORMATION SHEET

VIPP NAME:

WHAT VIPP LOOKS LIKE

Man or Woman? _____

Hair color? _____

Eye color? _____

FAVORITE ANIMAL

FAVORITE FOOD

FAVORITE FREE TIME ACTIVITY

WHAT VIPP DOES DURING WEEK

VIPP GROUP OF SERVICE:

Church Member

Deacon

Elder


Church Staff

Special Volunteer

Supported Worker
(Missionary)

3 WAYS VIPP SERVES CHURCH

**3 WAYS TO PRAY FOR
THE VIPP**



Unit 8
Bible Truth 6 Resources

BIBLE TRUTH 6 OVERVIEW

Unit 8: The God Who Loves

Big Question and Answer: "What is God's love for His people like? It's more than they could ever deserve!"

Bible Verse: "Give thanks to the LORD for He is good. His love endures forever." 1 Chronicles 16:34

Bible Truth 6 Concept: God Will Never Stop Loving His People

Our love for others often changes. Sometimes it is strong; sometimes it is weak. Sometimes it fades away completely. God's love for His people never changes. The Bible calls God's love "hesed:" steady love and kindness, flowing out to sinful people who don't deserve it.

God loved His people before they were created. He kept on loving them when they rebelled against Him. And He chose to send His dear Son, Jesus to save them from their sins. God will go on loving them forever and ever.

Why does God's love for His people never change? It's not because His people are so good and lovable. It's because God loves His people through Jesus, the perfect Son of God, who died for their sins. With His blood, shed on the cross, Jesus made a covenant—a forever promise— with God, His Father. His blood would be the perfect payment for the sins of God's people. He took God's punishment for their sins so they didn't have to bear it themselves.

Because of Jesus, God would forgive them and love them forever. Praise God for sending Jesus! He is why God will never stop loving His people.

Bible Truth 6 Bible Verse

Meditation Version: Romans 8:31-32,35,37-39

"If God is for us, who can be against us? He who did not spare his own Son, but gave him up for us all--how will he not also, along with him, graciously give us all things? Who shall separate us from the love of Christ? Shall trouble or hardship or persecution or famine or nakedness or danger or sword?...No, in all these things we are more than conquerors through him who loved us. For I am convinced that neither death nor life, neither angels nor demons, neither the present nor the future, nor any power, neither height nor depth, nor anything else in all creation, will be able to separate us from the love of God that is in Christ Jesus our Lord."

Alternate Memory/Games Version: Romans 8:38-39

"For I am convinced that neither death nor life...neither present nor the future...nor anything else in all creation, will be able to separate us from the love of God that is in Christ Jesus our Lord."

Bible Truth 6 ACTS Prayer

A God, we praise You for loving Your people forever with Your "hesed" steadfast love.

C God, we confess that we are rebellious sinners who don't deserve Your forever love, but really Your forever punishment. We need Jesus to be our Savior.

T Thank You, God for offering Your forever love to us through Jesus, when we confess our sins and trust Jesus as our own Savior

S God, work in our hearts, that we might turn away from our sins and trust in Jesus as our Savior. Be our Heavenly Father! Make us Your adopted children who You will love forever and ever.

Bible Truth 6 Stories

Lesson 1: The Case of the Willful Wife (Old Testament)

The Book of Hosea

Lesson 2: The Case of the Giant Joy (Story of the Saints)

Lesson 3: The Case of the Forward Lookers (New Testament)

Acts 17,18; 1 and 2 Thessalonians

1. GETTING STARTED: Welcome and Opening Songs (*introduce unit and get kids moving with these songs*)

<p>Welcome</p>	<p>“Welcome to Praise Factory. We’re so glad you’ve joined us! Here at the PFI we are investigators. (That’s what the “I” stands for!) Investigators look for answers to questions. In PFI, we look for answers to big questions about God. We dig deep down in the truths of God’s Word to find them.”</p>
<p>Praise Factory Theme Song</p>	<p>“Let’s sing our Praise Factory Investigator’s theme song.”</p> <p>PFI: Praise Factory Investigators <i>PFI NIV Songs 8, Track 1</i></p> <p>We’re PFI: Praise Factory Investigators, Diggin’ deep down for truths in God’s Word, That’s PFI: Praise Factory Investigators, Diggin’ deep down for truths in God’s Word, We’re looking for answers to very big questions, Big questions about God, If you’re looking for answers to very big questions ‘bout God, come along, Join PFI: Praise Factory Investigators, Diggin’ deep down for truths in God’s Word, That’s PFI: Praise Factory Investigators, Diggin’ deep down for truths in God’s Word. Deep down, diggin’ down, Let’s go diggin’ down, Deep down, diggin’ down, ‘Til answers to all our Big Questions we’ve found. We’re PFI: Praise Factory Investigators, Diggin’ deep down for truths in God’s Word, That’s PFI: Praise Factory Investigators, Diggin’ deep down for truths in God’s Word.</p>
<p>Classroom Rules Song</p>	<p>An important part of Praise Factory is helping us worship God and love one another. Our WoGoLOA song reminds us how we should act. Let’s sing it.”</p> <p>WoGoLOA Rules Song <i>PFI NIV Songs 8, Track 2</i></p> <p>Refrain: WoGoLOA means “Worship God and love one another,” WoGoLOA means “Worship God and love one another.”</p> <p>WoGo means “Worship God.” Sound off, 1,2,3, Joyfully take part, Listen to others, Obey your teachers. (<i>Refrain</i>)</p> <p>LOA means “Love One Another.” Sound off, 1,2,3, Be kind, Be encouraging, Help others, help others. (<i>Refrain twice</i>)</p>

1. GETTING STARTED, continued

Opening Prayer	"Let's ask God to help us obey these rules, and to help us worship Him and love one another as we learn more about Him today. Let's pray." <i>Pray.</i>
Big Question Under Investigation: Big Question 8 and Songs	<p>"Now it's time to turn to today's Big Question Under Investigation.</p> <p>It's: What Is God's Love for His People Like?</p> <p>God knew and loved His people even before the world began, even though He knew they were sinners who would rebel against Him. He always planned to care for them and to save them from their sins through Jesus. He always planned to work in their hearts by His Holy Spirit so they would love Him and want to live for Him. He always planned to bring them home to live with Him in heaven forever.</p> <p>So the answer to our Big Question, 'What Is God's Love for His People Like?' is: It's More than They Could Ever Deserve!</p> <p>"Let's sing our Big Question Song(s): <i>choose one or both</i></p> <p>Big Q & A 8 Song <i>PFI NIV Songs 8, Track 3</i> <i>(adapted version of "Baa. Baa. Black Sheep")</i> What is God's love for His people like? More than they could ever deserve! What is God's love for His people like? What is God's love for His people like? What is God's love for His people like? What is God's love for His people like? More than they could ever deserve!</p> <p>Big Question 8 Song <i>PFI NIV Songs 8, Track 4</i> What Is God's Love for His People Like? What is God's love for His people like? What is God's love for His people like? What is God's love for His people like? It's more than they could ever deserve.</p> <p>Verse 1 God loves His people from all places, from all times, with ev'ry kind of faces. God loves His people from ev'ry nation, And He loves them all through Jesus Christ</p> <p><i>Refrain</i> God's love for His people is more than they could ever deserve. God's love for His people is more than they could ever deserve.</p> <p>Verse 2 God loved His people before the beginning, Even before they were repenting and believing, God loved His people from ev'ry nation, And He loved them all through Jesus Christ. <i>Refrain</i></p> <p>Verse 3 God loved His people, He sent Jesus, To save them, so forever they would be His, God loves His people from ev'ry nation, And He always will through Jesus Christ. <i>Refrain</i></p>

1. GETTING STARTED, continued**Unit 8
Bible Verse**

"How do I know this is true? The Bible tells me so!

1 Chronicles 16:34 tells us: "Give thanks to the LORD for He is good; for His steadfast love endures forever."

**Big Question 8 Bible Verse Song
Forever and Ever: 1 Chronicles 16:34**

PFI NIV Songs 8, Track 5

Forever and ever,
The LORD's love endures forever.
Forever and ever,
The LORD's love endures forever.
First Chronicles Sixteen, thirty-four.

God's people are sinners. Their love for God is never the same. They do not seek Him or obey Him as they should. Yet, the LORD's love for them is always steadfast. It never changes. That's because it's based on Jesus' perfect life and love, not on sinful life and unsteady love. God's people rejoice in how good God is to them! They give thanks to Him for His always faithful love. It will never, ever end. It truly is more than they could ever deserve.

2. DIGGING DEEP DOWN: Key Concept and Story (introduce the Bible Truth and tell the related story)**Bible Truth 6**

"It's time for us to dig down deeper for answers to our Big Question. We're learning **SIX** Bible Truths that all tell us something about God's love for His people. We have learned some already. Can you remember what they are? (God Blesses All People with Many Good Gift; ; God Loved His People Before They Loved Him; God Showed the Depths of His Love By Giving His Son Jesus to Save His People; God Loves His People by Caring for Their Needs; and, God Uses Everything in His People's Lives for Their Good and His Glory.)

The Bible Truth we are going to be thinking about today is:

God Will Never Stop Loving His People.

Our love for others often changes. Sometimes it is strong; sometimes it is weak. Sometimes it fades away completely. God's love for His people never changes. The Bible calls God's love "hesed:" steady love and kindness, flowing out to sinful people who don't deserve it.

God loved His people before they were created. He kept on loving them when they rebelled against Him. And He chose to send His dear Son, Jesus to save them from their sins. God will go on loving them forever and ever.

Why does God's love for His people never change? It's not because His people are so good and lovable. It's because God loves His people through Jesus, the perfect Son of God, who died for their sins. With His blood, shed on the cross, Jesus made a covenant—a forever promise— with God, His Father. His blood would be the perfect payment for the sins of God's people. He took God's punishment for their sins so they didn't have to bear it themselves.

Because of Jesus, God would forgive them and love them forever. Praise God for sending Jesus! He is why God will never stop loving His people.

2. DIGGING DEEP DOWN, continued**Bible Truth 6
Hymn**

"Long ago, a man named Henry Baker was thinking about this Bible truth, too. He wrote the words to a hymn called "The King of Love" We're going to learn a verse from it.

The King of Love*PFI NIV Songs 8, Track 19***Verse 6**

And so through all the length of days
Thy goodness faileth never.
Good shepherd may I sing Thy praise
Within Thy house forever.

God's people praise God for being the King of love. They delight in having Him as their king because all that He does comes from His heart of love for them that will never end or fail. God takes care of His people like a good shepherd cares for his sheep. Sheep are very stupid and need someone to take care all of their needs or else they will die. God promises to always be with His people, taking care of them throughout their whole length of days--their whole lives. And He will go on caring for them even after they die. He will take them to live with Him in heaven forever. How wonderful that will be! No wonder God's people want to sing His praise forever! We can become God's people when we turn from our sins and trust in Jesus as our Savior.

**Bible Truth 6
Bible Verse
and Song**

"The Bible verse we are going to be digging down into for this Bible Truth is:

Romans 8:31-21,35,37-39

"If God is for us, who can be against us? He who did not spare his own Son, but gave him up for us all--how will he not also, along with him, graciously give us all things? Who shall separate us from the love of Christ? Shall trouble or hardship or persecution or famine or nakedness or danger or sword?...No, in all these things we are more than conquerors through him who loved us. For I am convinced that neither death nor life, neither angels nor demons, neither the present nor the future, nor any power, neither height nor depth, nor anything else in all creation, will be able to separate us from the love of God that is in Christ Jesus our Lord."

God's people may have to go through some very hard things in this life, but they know that none of these things will ever separate them from God. He has always loved them and will always love them. He will be with them, helping them through them all, to the very end. And one day, God will bring them into heaven where they will enjoy His love and the delight of His presence forever.

We've said our Bible verse, now let's sing it!

Who Shall Separate Us?*PFI NIV Songs 8, Track 20*

Who shall separate us from the love of Christ?
Who shall separate us from the love of Christ?
Shall trouble? No! Shall Hardship? No!
Persecution, famine, nakedness? No!
Danger or sword? No!
In all these things we are conquerors through Him who loved us.
For I am convinced that neither death nor life,
Nor anything else in all creation,
Will be able to separate us from God's love in Christ Jesus our Lord.
Romans Eight, thirty-five, eight and nine.

*You might also
enjoy
listening to:
I Will Betroth
You to Me
PFI NIV Songs 8,
Track 21*

2. DIGGING DEEP DOWN, continued**LESSON 1 STORY**

**Old Testament
Story:**

**The Case of the
Willful Wife**

The Book of Hosea

"Now it's time for today's story called: **The Case of the Willful Wife.**

As you listen to the story, see if you can figure out:

- 1. Who married the willful wife? Why? What did she do that was so bad?**
- 2. Who was the willful a picture of? Who was her faithful husband a picture of? (If desired, write these questions on a sheet of paper to refer to when the story is finished.)**

Read story.

After reading story, ask for the children's answers to the questions.

1. Who married the willful wife? Why? What did she do that was so bad? The prophet Hosea married Gomer because the LORD told him to. She left her husband for other men.

2. Who was the willful a picture of? Who was her faithful husband a picture of? Gomer was a picture of Israel, the LORD's unfaithful people who worshiped other gods, even though they had made a covenant to worship Him. Hosea was a picture of the LORD, who kept forgiving and loving His people, even though they didn't deserve it.

Close in prayer. (prayer suggestions included at end of story)

LESSON 2 STORY

Story of the Saints:

**The Case of the
Giant Joy**

"Now it's time for today's story called: **The Case of the Giant Joy.**

As you listen to the story, see if you can figure out:

- 1. Who came to know Giant Joy? What did the joy come from?**
- 2. How did joy help her through her whole life? What did she look forward to? (If desired, write these questions on a sheet of paper to refer to when the story is finished.)**

Read story.

After reading story, ask for the children's answers to the questions.

1. Who came to know Giant Joy? What did the joy come from?

Sarah Edwards. From knowing God and enjoying His fellowship in her heart, by the Holy Spirit.

2. How did joy help her through her whole life? What did she look forward to?

Even when things were very hard, the joy of knowing God helped her to endure the hard things in the way that God wanted her to. She knew that one day she would go to be with God and live in His presence forever. There, she would be wonderfully happy, knowing and enjoying Him more fully than ever she would in life here on earth.

Close in prayer. (prayer suggestions included at end of story)

2. DIGGING DEEP DOWN, continued**LESSON 3****New Testament Story:**

The Case of the Forward-Lookers
Acts 17,18; 1 and 2 Thessalonians

"Now it's time for today's story called: **The Case of the Forward-Lookers.**

As you listen to the story, see if you can figure out:

- 1. Who were the Forward-Lookers? What were they going through that was hard?**
- 2. What were they looking forward to? How did this help them with what they endured?**

(If desired, write these questions on a sheet of paper to refer to when the story is finished.)

Read story.

After reading story, ask for the children's answers to the questions.

- 1. Who were the Forward-Lookers? What were they going through that was hard?**

The Christians in Thessaloniki and Paul. They were suffering for being Christians.

- 2. What were they looking forward to? How did this help them with what they endured?** The day when they would go to be with God in heaven. There would be no suffering then. They would enjoy His presence and His love in a far deeper way forever. Knowing that God had a purpose in their suffering now and gave them promises of this wonderful life forever with Him, they kept on loving God and enduring whatever He, in His wisdom and love, allowed.

Close in prayer. (prayer suggestions included at end of story)

3. TAKING ACTION: Response Activities *(choose from among these activities)***Response Activities**

- **ACTS Prayer Activity:** Add your own prayer requests to the ACTS prayer
- **Sneaky Snack:** Story-related snack
- **Bible Truth Review Activity:** Game with questions related to the Bible Truth
- **Bible Truth Hymn:** Music activities to learn a portion of a Bible Truth-related hymn
- **Bible Verse Review Activity:** Game with questions related to Bible Truth Bible verse
- **Bible Verse Song:** Music activities to learn the Bible Verse song
- **Story Review Activity:** Game with questions related to the Bible Truth and Case
- **Case RePlay, Jr. and Sr.:** Two drama activities that review the story: one for younger children, one for older children.
- **Craft:** Story-related craft
- **VIPP (Very Important Prayer Person):** Game and a coloring activity to help children learn about people in your church and how to pray for them.

(VIP resources: found online or at back of this book)

4. TAKING IT TO OTHERS *Optional presentations for the last few minutes of class***Presenting to Other Children**

If you split the children into different response activities, you can gather the children together again and have each small group make presentations to show the other children what they learned. Presentation ideas are included in the resources for each activity.

Presenting to Parents

If you keep your children together for response activities, you can have them make a presentation of something they have learned to their parents when they come to pick them up from class. Presentation ideas are included in the resources for each activity.

5. TAKING IT HOME *(Take Home Sheet)***PFI Pronto**

Give out the PFI Pronto for the case story as well as any other materials as the children are dismissed.

BIBLE TRUTH 6, LESSON 1: PLANNER/OVERVIEW

GETTING STARTED: Welcome and Opening Songs (*introduce unit and get kids moving with these songs*)

Welcome to Praise Factory: PFI: Praise Factory Investigators Theme Song *PFI NIV Songs 8, Track 1*

Rules to Help Us Worship God and Love One Another: WoGoLOA Classroom Rules Song
PFI NIV Songs 8, Track 2

Big Question Under Investigation: Big Question 8 Songs *PFI NIV Songs 8, Tracks 3,4*

Big Question Bible Verse: 1 Chronicles 16:34 Song *PFI NIV Songs 8, Track 5*

DIGGING DEEP DOWN: Key Concept and Story (*introduce the Bible Truth and tell the related story*)

Bible Truth 6: God Will Never Stop Loving His People

Bible Truth Hymn: The King of Love, v.6 *PFI NIV Songs 8, Track 19*

Bible Verse: Romans 8:31-32,35,37-39

Bible Verse Song: Who Shall Separate Us? *PFI NIV Songs 8, Track 20*
Extra Bible Verse Song: I Will Betroth You to Me Hosea 2:19 PFI NIV Songs 8, Track 21

Lesson 1 Old Testament: The Case of the Willful Wife *The Book of Hosea*

TAKING ACTION: Response Activities (*choose from among these activities*)

Snack and Discussion Planner: Raisin Cakes and Barley

ACTS Prayer: Prayer Sheet

Bible Truth Review: Discussion Questions and Game: Help the Blind Man

Bible Truth Hymn: The King of Love, v.6 *PFI NIV Songs 8, Track 19*
Song, Sign Language and Song Game: Mimic Me! **PFI NIV Songs 8 BOOK or ONLINE**

Bible Verse Review: Romans 8:31-32,35,37-39 Discussion Sheet and Game: Hand Ball
Bible Verse Song: Who Shall Separate Us?: Romans 8:35,38-39 *PFI NIV Songs 8, Track 20*
Song, Sign Language and Song Game: Word Take Away **PFI NIV Songs 8 BOOK or ONLINE**

Story Review: Discussion Questions and Game: Sticky Pad Search

Case Replay, Jr: Drama Activity for Youngest Children (children do same story actions together)

Case Replay, Sr: Drama Activity for Most Children (children re-tell story with individual parts)

Craft: Shekels and Barley

VIPP (Very Important Prayer Person) Prayer Time: Coloring Sheets (back of book), Game: Mix and Match

TAKING IT HOME: Take Home Sheet for Review and Family Devotions

PFI Pronto: Bible Truth 6, Lesson 1 **PFI NIV Songs 8 BOOK or ONLINE**

The Case of the Willful Wife *The Book of Hosea* by Connie Dever**Our story is called:****The Case of the Willful Wife.****As you listen to the story, see if you can figure out:**

1. Who married the willful wife? Why? What did she do that was so bad?
2. Who was the willful a picture of? Who was her faithful husband a picture of?

This story takes place in Old Testament times, about 750 years before Jesus lived on earth.

Long ago in Israel there lived a man named Hosea. Unlike many of the people of his day, Hosea didn't burn incense to the Baals on the high places; or sacrifice to the golden bull Egeliah at Bethel; or even make offerings to Ashtoreth under the oak trees. Hosea loved the LORD and lived to please Him, not the fake gods that others served.

The LORD called Hosea to be one of His prophets. Now when we think of prophets we usually think of them listening to God, then going to God's people and telling them God's message. But did you know that many times the LORD also had prophets do something, as a picture of what He wanted His people to know? Well, the LORD had Hosea do just this.

What did the LORD have Hosea do as a picture for Israel? Get married! And not just married to any girl of his choosing. No! The LORD told Hosea to marry the daughter of Diblaim. A woman named Gomer.

Now there was something about Gomer that made her not exactly a man's dream wife (and it's not her weird name!). Something so bad that it really made her a nightmare of a wife. You see, Gomer was unfaithful. That is, she was the kind of girl who didn't stay only with her husband, but made money by being with other men and treating them like they were her husband, too.

Gomer's unfaithfulness would make Hosea's marriage to Gomer painfully unhappy. So why would the LORD want Hosea to marry a woman like this? Because Gomer's unfaithfulness to Hosea was a picture how unfaithful the people of Israel were to the LORD.

"Marry that unfaithful woman Gomer and have children with her," the LORD told Hosea. "Name your first son, Jezreel, your daughter, Lo-Ru-ham-ah, and your second son, Lo-ammi. Your unfaithful wife and the

names of your children are to be messages to Israel."

"Then give the people of Israel this message from Me," the LORD told Hosea. "Say to them: 'You people of Israel are just like Gomer. You have been like a unfaithful wife to Me. Remember how I loved you and rescued you from Egypt? Remember how at Mount Sinai we made covenant promises to each other? I promised to always love and protect you. I called you My Treasured Possession. You promised to love and worship Me alone. You would keep all of my commandments,'" the LORD said.

"We celebrated our promises and love with a great feast that day," the LORD continued. "It was like a wedding. All these years, I have always kept the promises made to you that day. I have loved you patiently and tenderly, but you have broken your promises to me over and over again. You split off from the other two tribes of Judah and began to worship the false gods, the Baals. You fellowshipped with them by eating the raisin cakes dedicated to them at their altars. You have I bowed down to the golden bull, Egeliah. You have made offerings to Asherah."

"But that is not, all," the LORD told the people of Israel. "You kill and steal. You depend on the kings of faraway countries to take care of you, when you know I promised to take care of you! You have forgotten Me! You have rejected Me! I have kept loving you and been patient with you; and for 700 years you have been unfaithful to Me," the LORD said.

"Are you shocked and disgusted at how Gomer treats Hosea?" the LORD asked the Israelites. "You should be more shocked and disgusted with how you have treated Me! You deserve My forever punishment right now, for the way you've behaved!"

Story-telling Tips

Ahead of time:

1. Read the Bible verses and story. Pray!
2. Create story cue cards on index cards (or highlight text).
3. Practice telling story dramatically, timing your presentation. Shorten, if necessary to fit your allotted time.
4. Decorate area with story props that help bring your story alive.

During your presentation:

1. Maintain as much eye contact as possible as you tell the story. Point to/use props at important points in the story. Include the kids in your story with a few questions about what they think will happen or words/concepts that might be new to them.
2. Watch the kids for signs that their attention span has been reached. Shorten, if necessary.

The people of Israel had treated the LORD terribly, but amazingly, still He loved them: “You don’t deserve to be my people; yet I still love you so much!” He said. “I will have punish you soon, but because of my love for you, I will give you another chance to turn away from your unfaithfulness to Me,” the LORD told them.

“Think about the meaning of the names of Hosea’s children,” the LORD said. “They are my final warning to you. One son is named “Jezreel” to remind you of the many people you wrongly killed in the Valley of Jezreel. You will be punished for this if you don’t turn away from your sins. His daughter is named “Lo-Ru-ham-ah.” It means “not pitied.” Soon I will show you no pity if you do not turn from your sins. His other son is named “Lo-ammi.” It means “Not my people.” “Soon you will not be my people and I will not be your God anymore, if you do not repent,” the LORD warned them. “I have been faithful to you, but you have rejected Me. Please, listen to Me! Turn away from your sinful ways and your fake gods. Turn back to My and My love,” the LORD urged the people through Hosea.

How patient and kind the LORD was to these rebellious people! But still they refused to repent. They would keep on worshiping the Baals, eating the raisin cakes, and trusting in kings to protect them.

The Israelites weren’t the only ones continuing to stray from the one who faithfully loved them. Gomer, too, strayed away and rejected her loving husband. She fell in love with another man, left Hosea’s house and went to live with her new love instead. And if this wasn’t bad enough, she got in trouble and needed money to pay her way out of it. She had no money and her lover wouldn’t help her. What could she do?

News of his Gomer’s problems reached Hosea. How terribly his wife had treated him when he had done nothing but love her! What should he do now? By law, Homer had the right not just to divorce her, but even to stone her to death. At the very least, Hosea surely should just forget about her and let her suffer the consequences of her sins. But that wasn’t the LORD’s plan.

“Hosea, I want you to love Gomer again, though she is loved by another and has been unfaithful to you. Love her as I love My people, though they have been unfaithful to me. Your faithful love to her will be a picture of My

never-ending faithful love for them.”

Hosea obeyed the LORD. He bought Gomer for fifteen shekels of silver and about 10 bushels of barley, the price commonly paid for a slave. “Live faithfully to me. I alone am to be your husband, and I will live with you,” he told her.

Then Hosea went to all the people of Israel with this message from God: “You have been unfaithful to Me, just like Gomer has been to Hosea. Your love is like the morning mist, like the early dew that disappears as soon as the sun gets hot. I’ve been patient with you, but I’m going to send your enemies to destroy you soon, if you do not repent and turn to Me. Say to Me: ‘Forgive all our sins and receive us. Never will we call an idol we made with our hands ‘our God.’ Then I will heal your rebelliousness and love you freely, just like Hosea has taken Gomer back to be his wife.”

These words were incredibly merciful, but God’s love is so great for His people that He had even more love to lavish on them: “Yet even if you do not turn back to Me, I will still love you,” the LORD told them. “Yes, your enemies will come to take you away as their slaves, but when your punishment is finished, I, Myself, will save you and bring you back home, without using soldiers or weapons. Best of all, the day will come when I will save My people not just from enemy kings and armies, but from the greatest enemy of all: death, itself.”

“Hosea paid the price to free Gomer and brought her back home to live with him the rest of her life,” the LORD told them. “This is a picture of what I will do for My people. I will pay the price for My people’s sins so they can live with Me forever! Then all of My people will seek Me and the Messiah, the Forever King, Jesus. They will know My blessings forever. I will make a new covenant with them. They will no longer love the fake gods, but love Me as a good wife loves only her husband. And I will betroth Myself to them—promising to love them forever and ever. Your sin and unfaithfulness will not come between us anymore. It will be like we are married and perfectly happy, living in love and compassion, justice and righteousness forever,” the LORD promised them.

“You have been so unfaithful, yet see how I love you even now! Repent and turn back to Me so I can forgive

you and not have to punish you!” the LORD urged.

What a loving God, yet what an unfaithful people! They still refused to turn back to Him. So the LORD punished them just as He promised. First, the Assyrians, then the Babylonians came, destroying the country and carrying away the people into slavery.

Yes, the LORD punished them as promised, but He also kept on loving them. But the LORD also kept on loving them, just as He said He would. When their time of punishment was over, the people went back home and rebuilt their country.

But best of all, at just the right time, the LORD sent the Messiah Jesus to give His life as the payment for His people’s sins when He suffered and died on the cross. On the third day Jesus rose from the dead in victory. He sent the Holy Spirit to live in His people’s hearts, filling them with love and joy in Him. They looked forward to the day when the rest of God’s promises to them would come true. The day when He would betroth Himself to them forever and they would live with Him in heaven to delight in Him and enjoy His love forever and ever.

Cracking the Case:

It’s time to answer our Case Questions.

1. Who married the willful wife? Why? What did she do that was so bad? The prophet Hosea married Gomer because the LORD told him to. She left her husband for other men.

2. Who was the willful a picture of? Who was her faithful husband a picture of? Gomer was a picture of Israel, the LORD’s unfaithful people who worshiped other gods, even though they had made a covenant to worship Him. Hosea was a picture of the LORD, who kept forgiving and loving His people, even though they didn’t deserve it.

Something for You and Me

Our Bible Truth is:

God Will Never Stop Loving His People

Our Bible Verse is: Romans 8:31-32,35, 37-39:

“If God is for us, who can be against us? He who did not spare his own Son, but gave him up for us all—how will he not also, along with him, graciously give us all things? Who shall separate us from the love of Christ? Shall trouble or hardship or persecution or famine or nakedness or danger or sword?...No, in all these things we are more than conquerors through him who loved

us. For I am convinced that neither death nor life, neither angels nor demons, neither the present nor the future, nor any power, neither height nor depth, nor anything else in all creation, will be able to separate us from the love of God that is in Christ Jesus our Lord.”

Isn’t it amazing how God loved those people of Israel! How good and patient He was with them; yet how hard-hearted they were towards Him. But what about you and me? You know, we are not so very different from those Israelites. We have the same sinful hearts as they did. We often find other things besides Him to love and trust in. All too quickly we forget His love that He offers us through Jesus. Yet even to this day, the LORD offers us forgiveness of our sins when we turn from our sins and trust Jesus as our own Savior. We, too, can be filled with His Holy Spirit. We, too, can rest in knowing that nothing can separate us from the love of God in Christ. We can look forward to the day when He will betroth Himself to us so that we can live with Him in heaven, delighting in Him and enjoying His love forever.

Let’s praise God for His faithful, forever love for His people. Let’s ask Him to send His Spirit into our hearts, helping us to turn from our sins and trust in Him. Let’s ask Him to fill our hearts with more and more love for Him.

Close in prayer.

Closing ACTS Prayer

A God, we praise You for Your eternal love for Your people.

C God, we confess that many times, like the people of Israel and Judah, we choose to disobey You. We do not deserve Your love. We need a Savior!

T God, we thank You for promising to send a Savior to save all those who turn from their sins and trust in Jesus as their Savior. Thank You for being so patient with Your people.

S God, work in our hearts! Help us to turn away from our sins and trust Jesus as our own Savior. Send the Holy Spirit to live in our hearts, that we would know You, love You and obey You.

ACTS PRAYER ACTIVITY

Use this sheet to write down your ACTS Prayer

Instructions:

Use this sheet to help the children apply the Bible Truth into a prayer. You can use the ACTS provided or even better, have the kids think of their own applications. Also have the children add their personal requests to the prayer, too. Lead the children in the prayer or let them pray sections, with your help. Never force a child to pray! Non-readers can participate by you whispering a section of the prayer into their ear and allowing them to pray it aloud for the group.

ADORATION:

God, we praise You for loving Your people forever with Your "hesed" steadfast love.

God, we praise You for being.....

Add your own Adorations:

CONFESSION:

God, we confess that we are rebellious sinners who don't deserve Your forever love, but really Your forever punishment. We need Jesus to be our Savior.

God, we have sinned against You....

Add your own Confessions:

THANKSGIVING:

Thank You, God for offering Your forever love to us through Jesus, when we confess our sins and trust Jesus as our own Savior

God, we thank You for...

Add your own Thanksgivings:

SUPPLICATION:

God, work in our hearts, that we might turn away from our sins and trust in Jesus as our Savior. Be our Heavenly Father! Make us Your adopted children who You will love forever and ever.

God, we need Your help...

Add your own Supplication:

SNEAKY SNACK

Can you figure out how this snack ties in with our case?

Snack: Raisin Cakes and Barley

Raisins or raisin bread to remind them of the raisin cakes the Israelites ate in fellowship with the Baals. And can give them a least a taste of cooked barley to remind them of the barley Homer used to buy back Gomer. (Cook it in chicken broth and salt it and it's pretty good!)

This is only a suggestion. Feel free to modify. Be mindful of allergy issues among your children!

Case Tie-in: The Israelites were unfaithful to their promises to the LORD, just like Gomer was unfaithful to Hosea in her promises. Instead of making right worship offerings to the LORD, that came from a heart of love, they ate raisin cakes as an act of fellowship with the Baals. The LORD commanded Hosea to buy back his wife with barley and bring her back to live with him, even though she didn't deserve it. He wanted Hosea to do this as a picture of His (the LORD's) continued faithfulness to His people.

SOUL FOOD

Food for thought during snack time

1. What does the snack have to do with the story?

Choose a few questions from the other activity discussion sheets to talk about during this snack time.

2.

3.

4.

5.

6.

7.

Directions: Read and discuss Bible Truth, using a FEW of the questions. Play game. Feel free to modify the game to fit your children.

God Will Never Stop Loving His People

Our love for others often changes. Sometimes it is strong; sometimes it is weak. Sometimes it fades away completely. God's love for His people never changes. The Bible calls God's love "hesed:" steady love and kindness, flowing out to sinful people who don't deserve it.

God loved His people before they were created. He kept on loving them when they rebelled against Him. And He chose to send His dear Son, Jesus to save them from their sins. God will go on loving them forever and ever.

Why does God's love for His people never change? It's not because His people are so good and lovable. It's because God loves His people through Jesus, the perfect Son of God, who died for their sins. With His blood, shed on the cross, Jesus made a covenant—a forever promise—with God, His Father. His blood would be the perfect payment for the sins of God's people. He took God's punishment for their sins so they didn't have to bear it themselves.

Because of Jesus, God would forgive them and love them forever. Praise God for sending Jesus! He is why God will never stop loving His people.

Understanding the Bible Truth

1. What is our love for others like? *It often changes. Sometimes it's strong. Sometimes it is weak. Sometimes it fades away completely.*
2. What is God's love for His people like? *It never changes.*
3. What special word does the Bible use for God's love? *"Hesed."*
4. What does it mean? *"Hesed" means steady love and kindness flowing out to sinners who don't deserve it.*
5. Did God love His people before they were created? *Yes.*
6. Did God love His people even when they rebelled against Him? *Yes.*
7. Who did God send to save His people from their sins? *Jesus.*
8. How long will God go on loving His people? *Forever.*
9. Does God's love never change for His people because they are so good and lovable? *No.*
10. What do God's people deserve instead of God's love? *His punishment for their sins.*
11. Why does God's love for His people never change? *It is because God loves His people through Jesus.*
12. What did Jesus do so that God would love His people forever? *He shed His blood on the cross to forgive their sins and make a forever promise with God to always love them.*

Bible Verse Connection Question

1. What does our Bible Truth have to do with our **Bible Verse: Romans 8:31-32,35,37-39**: "If God is for us, who can be against us? He who did not spare his own Son, but gave him up for us all--how will he not also, along with him, graciously give us all things? Who shall separate us from the love of Christ? Shall trouble or hardship or persecution or famine or nakedness or danger or sword?...No, in all these things we are more than conquerors through him who loved us. For I am convinced that neither death nor life, neither angels nor demons, neither the present nor the future, nor any power, neither height nor depth, nor anything else in all creation, will be able to separate us from the love of God that is in Christ Jesus our Lord."?

God's people may have to go through some very hard things in this life. They may face some very powerful enemies, such as sin in their hearts, people who want to stop believing in Jesus, and even temptations and troubles from Satan, the enemy of God. But they know that none of these things will separate them from God. He has always loved them and will always love them. He will be with them as they go through the hard things and one day, He will bring them into heaven to live perfectly happy in His presence forever.

Bible Truth Story Connection Questions

1. How did Hosea reflect God's hesed love for His people? *By loving, forgiving, and redeeming his unfaithful, undeserving wife, even after she had treated him so terribly.*
2. How did God show His hesed love toward the people of Israel? *He warned them to turn from their sins so He would not have to punish them. He promised to keep loving them even if they did not turn from their sins by bringing some of them back home after being in slavery; and, by sending Jesus to pay for their sins and save them to be His people who love and serve Him forever.*

Life Application Questions

1. How has God shown us His hesed love? *He has let us hear the good news of Jesus that we might turn from our sins and trust in Him. And, if we have, He has promised to keep on loving us as His people and lavish us with a wonderful inheritance when we die and go to be with Him forever.*
2. How can God's people know that God will always love them, even though they are still sinful? *Because God's love isn't based on how good they are, but on what Jesus has done for them.*

ACTS Questions

1. What is something we can praise God for because of this Bible Truth?
God, we praise You for loving Your people forever with Your "hesed" steadfast love.
2. What are sins we can confess to God because of this Bible Truth?
God, we confess that we are rebellious sinners who don't deserve Your forever love, but really Your forever punishment. We need Jesus to be our Savior.
3. What is something we can thank God for because of this Bible Truth?
Thank You, God for offering Your forever love to us through Jesus, when we confess our sins and trust Jesus as our own Savior
4. What is something we can ask God for because of this Bible Truth?
God, work in our hearts, that we might turn away from our sins and trust in Jesus as our Savior. Be our Heavenly Father! Make us Your adopted children who You will love forever and ever.

The Gospel

1. How can we become one of God's people, forever loved by God? What is the gospel?
God is the good Creator and King of the world. He made people to worship Him and live by His good laws. But we are all sinners who have rebelled against Him. We all deserve death--God's just, eternal punishment for our sins. How terrible! But God has good news for us. In His great mercy, God sent His Son Jesus to earth to save sinners. Yes, Jesus, the perfect Son of God, left His home in heaven and became a man. He lived the perfect life that pleases God. (He's the only one who has ever done that!) He offered it up to God His Father as the perfect sacrifice for sins when He suffered and died on the cross. Then, on the third day, Jesus rose from the dead in victory. He had fully paid for the sins of God's people, so they wouldn't have to! Now all who turn away from their sins and trust in Jesus as their Savior will receive forgiveness of sins and eternal life with God. They will be His very own special people who will know Him and enjoy Him forever. We can be God's people, too, if we turn from our sins and trust in Jesus as our own Savior.

Game: Help the Blind Man

Materials

Blindfold

Cane

Bible Truth Questions

Bag/Bowl

Preparing the Game

1. Choose 20+ questions for your game from the Bible Truth Discussion Questions, or make up your own.
2. Write the Bible Truth questions on small thin strips of paper (or make a photocopy of the Bible Truth Discussion Questions and simply cut them into strips) and put them in the bag/bowl.

Playing the Game

Children form a circle, with "It", a blind man, in the center. The circle moves slowly to the left or to the right at the Blind Man's command. Then, the Blind Man says, "Halt!" Everyone in the circle stands still. The Blind Man then begins walking out towards the circle of children, GENTLY touching his cane out until he touches someone. When he does, the blind man gets to choose a question from the bag for the teacher to read to the class. When they get a correct answer, the blind man gives up his blindfold to the other child who becomes the blind man, while the former blind man joins the circle.

Game continues as number of questions, time, and attention span allow.

Optional TAKING IT TO OTHERS Activity: Quiz Questions

Have the children choose a few of the questions from the game to ask the parents/other children during TAKING IT TO OTHERS time. Help pre-readers by whispering the question in their ear and letting them ask it aloud to the parents/other children. Make sure you read the Bible verse aloud before you ask your questions.

Directions:

1. Write words to song in large print before class.
2. Play the song for the children, helping them follow along on the song sheet.
3. Discuss the song, using a few questions from the discussion sheet. *Don't use them all!*
4. Introduce sign language for key words of your choice from sign language sheet for your song. Use as few or as many as you think the children can learn.
5. Sing and sign the song. Sign language as well as large format lyrics and sheet music are found in the PFI Unit Songbook or online.
6. If desired, play the Song Game.

Optional TAKING IT TO OTHERS Activity: Presenting and Singing the Song

1. Sing and sign the song, encouraging the watching children/parents to join in.
2. Ask the class some of the questions listed below. The Bible Truth Connection Question is particularly good to help them understand how the song ties in with the Bible Truth.

The King of Love

Verse 6

And so through all the length of days
Thy goodness faileth never.
Good shepherd may I sing Thy praise
Within Thy house forever.

Listen to it on PFI NIV Songs 8, Track 19

Understanding the Song

1. What does "all the length of days" mean? *All the days of our life.*
2. What never fails through all the length of days? *God's goodness towards His people.*
3. Who is the "good shepherd"? *God is.*
4. To whom is God like a good shepherd? *His people.*
5. Who are God's people? *All who turn away from their sins and trust in Jesus as their Savior.*
6. Can we become God's people? *Yes, when we turn away from our sins and trust in Jesus as our Savior.*
7. How does God act like a good shepherd towards His people? *Sheep need constant watching or else they will get lost or hurt or even eaten by hungry wild animals. A good shepherd is always with His sheep, looking out for their good. He never leaves them. He always protects them. He is even willing to give up his life to keep them safe. God constantly is near His people. He always takes care of them. Jesus even was willing to give up his life to save them.*
8. What is the good shepherd's house? *Most of all, this a picture of heaven, where God's people will be gathered to live with Him forever.*
9. What will be so wonderful about being in the good shepherd's house? *Being in close fellowship with God in His presence in heaven. There is nothing better than this!*
10. What do God's people want to do in the good shepherd's house forever? Why? *Sing God's praise because of how good He is to them and how wonderful is His love.*

Bible Truth Connection Question

1. How does this song relate to our **Bible Truth: God Will Never Stop Loving His People**? *God's people praise God for being the King of love. They delight in having Him as their king because all that He does comes from His heart of love for them that will never end or fail. God takes care of His people like a good shepherd cares for his sheep. Sheep are very stupid and need someone to take care all of their needs or else they will die. God promises to always be with His people, taking care of them throughout their whole length of days--their whole lives. And He will go on caring for them even after they die. He will take them to live with Him in heaven forever. How wonderful that will be! No wonder God's people want to sing His praise forever! We can become God's people when we turn from our sins and trust in Jesus as our Savior.*

Story Connection Question

1. How does this song relate to today's story? *Hosea was a good husband to Gomer, even though she was unfaithful to him. He went after her and brought her back to be with him for the rest of their lives together. He did good to her, even when she strayed away. Hosea's love and care for Gomer is a little picture of what God's love is like for His people. He is the good shepherd who seeks out and cares for His people. All the length of their days and into eternity, He will go on loving them and caring for them. How faithful is God to His wandering people!*

Bible Connection Question

1. What does this hymn have to do with our Bible Verse: **Romans 8:35,37-39**: "If God is for us, who can be against us? He who did not spare his own Son, but gave him up for us all--how will he not also, along with him, graciously give us all things? Who shall separate us from the love of Christ? Shall trouble or hardship or persecution or famine or nakedness or danger or sword?...No, in all these things we are more than conquerors through him who loved us. For I am convinced that neither death nor life, neither angels nor demons, neither the present nor the future, nor any power, neither height nor depth, nor anything else in all creation, will be able to separate us from the love of God that is in Christ Jesus our Lord."?

God's people know that the LORD is their loving King who will always be with them all the days of their lives and throughout eternity. Nothing will ever separate them from His love for them in Christ. Just like a good shepherd, He takes care of all their needs. He took care of their greatest need by sending Jesus to die on the cross to save them from their sins. God's people look forward to the day when they will dwell with God forever in heaven. There, they will sing praises to Him for being their loving King who always cared for them perfectly...and always will. His goodness to them has never failed and it never will!

ACTS Questions

1. What is something we can praise God for from this hymn?

Praise God for being the King of Love who loves and cares for His people perfectly.

2. What are sins we can confess to God from this hymn?

That we have rebellious hearts who many times do not want to follow the LORD, even though He is the good and loving King of the world. We need a Savior!

3. What is something we can thank God for from this hymn? *We can thank God sending Jesus to save His people from their sins. We can thank Him for ways we have seen Him care for our needs, even this past week.*

4. What is something we can ask God for from this hymn?

That God would work in our hearts that we might turn from our sins and trust Jesus as our Savior. We can ask Him to be our shepherd and help us to follow Him all the days of our lives.

Life Application Questions

1. How can our lives be affected by the message of this song? *We can praise God for being the Good Shepherd of His people. We can ask Him to make us His people, giving us faith to turn from our sins and trust in Him. We can ask Him to help us to trust Him as the Good Shepherd that He is.*

Gospel Question

1. How can we know God's unfailing goodness all the days of our life? How can we go to live with Him in heaven? What is the gospel?

God is the good Creator and King of the world. He made people to worship Him and live by His good laws. But we are all sinners who've rebelled against Him. We all deserve death--God's just, eternal punishment for our sins. How terrible! But God has good news for us. In His great mercy, God sent His Son, Jesus to earth as a man to save sinners. He lived the perfect life that pleases God. (He's the only one who's ever done that!) He offered it up to God His Father as the perfect sacrifice for sins when He suffered and died on the cross. Then, on the third day, Jesus rose from the dead in victory. He had fully paid for the sins of God's people, so they wouldn't have to! Now all who turn away from their sins and trust in Jesus as their Savior will receive forgiveness of sins and eternal life with God. They will be His very own special people who will know Him and enjoy Him forever. We can be God's people, too, if we turn from our sins and trust in Jesus as our own Savior.

Song Game: Mimic Me!

Materials

Sign Language

Song

Preparing the Game

None.

Playing the Game

1. Practice the song and signs until the children know them well. Choose a person to be the leader and let them decide upon an action for everyone to do as they sing the song, such as jump on one foot, etc.
2. Sing the song while doing the chosen action.
3. Select another child to be the leader.
4. If desired, you can choose a different action for different important words in the song, such as jump on one foot when you sing the word "grace", but clap your hands when you sing the word "Jesus". Ask the children the meaning of each of the words before adding in their action.

Game continues as number of questions, time, and attention span allow.

choose a FEW questions for discussion, then choose the game and/or music activity

Meditation Version: Romans 8: 31-32,35,37-39

"If God is for us, who can be against us? He who did not spare his own Son, but gave him up for us all--how will he not also, along with him, graciously give us all things? Who shall separate us from the love of Christ? Shall trouble or hardship or persecution or famine or nakedness or danger or sword?...No, in all these things we are more than conquerors through him who loved us. For I am convinced that neither death nor life, neither angels nor demons, neither the present nor the future, nor any power, neither height nor depth, nor anything else in all creation, will be able to separate us from the love of God that is in Christ Jesus our Lord."

Alternate Memory/Games Version: Romans 8:38-39

"For I am convinced that neither death nor life...neither present nor the future...nor anything else in all creation, will be able to separate us from the love of God that is in Christ Jesus our Lord."

Understanding the Bible Verse

1. Who or what can be strong enough to defeat God's people? Why? *No one or nothing! This is because God is for them.*
2. What does it mean for God to be "for" His people? Does this mean they will never face anything hard or suffer? *No. It does not mean they will not suffer or face anything hard. It means that God is stronger than anyone or anything they will face. He will always help them when they suffer. And, He will only let them suffer, as is for their good and His glory. And, He is always working in all things for their good.*
3. Who did God not spare in order to save His people? Why does this tell us that God will graciously give His people everything else they need? *Jesus is God's dear, beloved Son. No one means more to Him than Jesus. But, God loved His people so much that He was even willing to send this dear Son to suffer and die in their place. If He was willing to do this greatest act of love, there is no question that He loves them enough to give them everything else they need.*
4. Who is Christ? *Christ is the Greek word for Messiah, the special one sent from God to save His people. Jesus is the Christ.*
5. What does it mean to be separated from the love of Christ? *To be some place or faced with some situation where God's loving plan for His people through Jesus will fail.*
6. Who is the "us" and "we" in which nothing can separate them from the love of Christ? *God's people, all who turn from their sins and trust Jesus as their Savior.*
7. What kinds of things cannot separate God's people from the love of Christ? *Trouble, hardship, persecution, famine, nakedness, danger, the sword, death, life, angels, demons, the present, the future, any power, height, depth, anything else in all creation. NOTHING!!!*
8. What does "height" and "depth" mean? *It's not really talking about how high something is or how deep it is. Back in the days when Paul wrote this letter, these words were special words used about stars. "Height" (hupsoma) meant the highest point in the night sky a star reached and "depth" (bathos) meant the lowest point in the night sky a star reached. What Paul is saying is there is nothing from the highest point in space to the lowest point in space that can separate God's people from the love of Christ.*
9. Why is it so comforting to God's people to know that none of these very difficult things can separate them from the love of Christ? *They can know that God's loving plan for them in Christ will never fail, no matter what they face, no matter when it happens. God's love will be victorious for them forever.*

Bible Truth Connection Question

1. What does this verse have to do with the **Bible Truth: God Will Never Stop Loving His People?** *God's people may have to go through some very hard things in this life, but they know that none of these things will ever separate them from God. He has always loved them and will always love them. He will be with them, helping them through them all, to the very end. And one day, God will bring them into heaven where they will enjoy His love and the delight of His presence forever.*

Story Connection Questions

1. How does this verse relate to our story? *Hosea endured much trouble and hardship because of his unfaithful wife, Gomer. But not even these hard things could separate Hosea from God's love that is in Christ Jesus. God gave Hosea strength to endure his hardships, love his unfaithful wife, and be used by God as a picture of His faithful, unending love for His people through Jesus.*

Life Application Questions

1. What can God's people remember as they go through hard things? *That nothing can separate them from the love of Christ. No matter how hard or sad is what they have to go through, they can know they aren't going through it because God's love or plans have failed, but as part of it. And, they can know He is with them, helping them and giving them strength.*

2. How can we become God's people? *By turning from our sins and trusting in Jesus as our own Savior.*

ACTS Questions

1. What is something we can praise God for from this Bible Verse?

Praise God for loving His people so much that nothing can ever separate them from His love.

2. What are sins we can confess to God from this Bible Verse?

That we sometimes get angry at God when we see His people go through hard things. We act like He has stopped loving them.

3. What is something we can thank God for from this Bible Verse?

We can thank God that He will never let anything separate His people from His love. We can thank Him that His love is always stronger than even the hardest thing they go through.

4. What is something we can ask God for from this Bible Verse?

We can ask God to work in our hearts that we would want to turn away from disobeying Him and trust in this wonderful Jesus as our own Savior. We can ask Him to help us know more and more of His love, even when we go through very hard things.

The Gospel

1. How can we become God's people, those who are never separated from God's love? What is the gospel?

God is the good Creator and King of the world. He made people to worship Him and live by His good laws. But we are all sinners who have rebelled against Him. We all deserve death--God's just, eternal punishment for our sins. How terrible! But God has good news for us. In His great mercy, God sent His Son Jesus to earth to save sinners. Yes, Jesus, the perfect Son of God, left His home in heaven and became a man. He lived the perfect life that pleases God. (He's the only one who has ever done that!) He offered it up to God His Father as the perfect sacrifice for sins when He suffered and died on the cross. Then, on the third day, Jesus rose from the dead in victory. He had fully paid for the sins of God's people, so they wouldn't have to! Now all who turn away from their sins and trust in Jesus as their Savior will receive forgiveness of sins and eternal life with God. They will be His very own special people who will know Him and enjoy Him forever. We can be God's people, too, if we turn from our sins and trust in Jesus as our own Savior.

Game: Hand Ball**Materials**

Bible verse written up in large print so that all can see
A soft-surfaced, medium sized ball, such as a foam ball

Masking tape

Paper and markers

Helpful, but optional: colored team “pennies” (jerseys) to identify members of each team.

Team A Player	Team B Player	Team A Player	Team B Player	Team A Player
Team B Player	Team A Player	Team B Player	Team A Player	Team B Player

Preparing the Game

1. Clearly print out the words to the verse on paper and cut it into 10+ sections. Number each section in sequence. Place each section in Easter eggs of the same color. Print out another copy of the verse, also numbered sequentially on another piece of paper. Repeat for each team.

2. Partition the floor into even sections as shown in the diagram above

Learning the Verse

Some or all of your children may be non- or early readers. Teach the verse in sections, having them say it after you. Repeat a few times. Add clapping or other movement as they say it.

Directions

1. If desired, lead the children in a discussion of a **FEW** of the most important questions before beginning game.

2. Explain the game to them as follows:

Divide the children into two teams and have them put on pennies. Give each child a section and alternate players from each team. Explain to them that everyone will say the verse together, then when you say “go,” they are to roll the ball out of their sections each time it rolls in until time is called. The person who has the ball in his section when time is called can win 2 points for his team if he can say the verse by himself. If he asks someone else from his team to help him, then he can earn 1 point. If he does not get it right, then someone from the other team can try to say it for 1 point.

If desired, you can have less but bigger sections and put 2 team members in each section, that way two children will work together to keep the ball out and recite the verse.

Game continues as time and attention span allow.

Non-competitive Option

Don’t split the children into teams. Give the children a group target amount of points to earn and challenge them to try to make the target amount in as few turns as possible. Always give two points to the class for getting the verse right, even if they have a partner help them.

Optional TAKING IT TO OTHERS Activity: Quiz Questions

Have the children choose a few of the questions from the game to ask the parents/other children during **TAKING IT TO OTHERS** time. Help pre-readers by whispering the question in their ear and letting them ask it aloud to the parents/other children. Make sure you read the Bible verse aloud before you ask your questions.

Directions:

1. Write words to song in large print before class.
2. Play the song for the children, helping them follow along on the song sheet.
3. Discuss the song, using a few questions from the discussion sheet. *Don't use them all!*
4. Introduce sign language for key words of your choice from sign language sheet for your song. Use as few or as many as you think the children can learn.
5. Sing and sign the song. Sign language as well as large format lyrics and sheet music are found in the PFI Unit Songbook or online.
6. If desired, play the Song Game.

Optional TAKING IT TO OTHERS Activity: Presenting and Singing the Song

1. Sing and sign the song, encouraging the watching children/parents to join in.
2. Ask the class some of the questions listed below. The Bible Truth Connection Question is particularly good to help them understand how the song ties in with the Bible Truth.

Who Shall Separate Us?

Who shall separate us from the love of Christ?
 Who shall separate us from the love of Christ?
 Shall trouble? No! Shall Hardship? No!
 Persecution, famine, nakedness? No!
 Danger or sword? No!
 In all these things we are conquerors through Him who loved us.
 For I am convinced that neither death nor life,
 Nor anything else in all creation,
 Will be able to separate us from God's love in Christ Jesus our Lord.
 Romans Eight, thirty-five, eight and nine.

Listen to it on PFI NIV Songs 8, Track 20

Song Game: Word Take Away

Materials

Sign Language Signs and Song
 White board and marker
 Eraser

Preparing the Game

1. Write the words to the song on a white board.

Playing the Game

1. After children have learned the song and signs well, then tell the children that you are going to leave out words from the song (that you've learned signs for) and just do the sign in its place.
2. Have the children help you choose a word to take out. Erase the word from the board. Review the sign the for erased word.
3. Sing the song, trying to remember to NOT sing the word and do only the sign.
4. Continue to take out words until all of the words (with signs) have been taken out.

Game continues as number of questions, time, and attention span allow.

Directions: Read and discuss Bible Truth, using a FEW of the questions. Play game. Feel free to modify the game to fit your children.

General Story Questions

1. How was Hosea different from the other Israelites? *He did not worship the Baals, Ashtoreth or Egeliah the bull. He loved the Lord and lived to please Him.*
2. What are two ways the LORD used His prophets to give messages to the people of Israel? *A message with words; and, having them do something as a picture of what the LORD wanted to tell them.*
3. What did the LORD tell Hosea to do as a picture for Israel? *Marry Gomer.*
4. What about Gomer made her so terrible to be married to? *She was unfaithful to her husband. She treated other men like her husband for money.*
5. What message did the LORD give Hosea to tell the people that had to do with His marriage to Gomer and the three children they had together? *They had been like an unfaithful wife to Him, just like Gomer was to Hosea. The names of the three children were warnings to them.*
6. What warning was the name Jezreel? *To remind them of all the people who were wrongly killed in the Valley of Jezreel by them. They must repent of this sin.*
7. What warning was the name Lo-Ru-ham-ah? *God would not have pity on them, if they didn't repent.*
8. What warning was the name Lo-ammi? *God would soon treat them as if they weren't His people if they did not repent.*
9. Why did Gomer leave Hosea? *She fell in love with another man and went to live with him.*
10. What kind of trouble did Gomer get into? *We don't know exactly, but she had to pay to get out of it and she had no money to do that.*
11. What did Hosea have the right to do to Gomer because of her bad behavior? *To punish her, even stone her to death.*
12. What did the LORD have Hosea do for Gomer? Why? *He had him buy her back with shekels and barley. He was to take her home and make her his wife as long as they lived. As a picture of His willingness to forgive Israel if they would repent of their sins and turn to Him; and, as a picture of how He would redeem them from death through Jesus one day.*
13. Did the people listen to the LORD's warnings through Hosea? *No, they did not.*
14. What did the LORD warn would happen if they did not repent? *Their enemies would attack them and take them to be slaves.*
15. What did the LORD promise to do for His people, even if they did not repent? *He would keep loving them. He would rescue them from their enemies after they were slaves for them. One day, He would save them from sin and death. Their hearts would love Him then and He would be betrothed to them forever.*
16. What does betrothed mean? *Promised to be married.*
17. Did the LORD keep the promises He made through Hosea? *Yes!*

Bible Truth Connection Questions

1. What does this story have to do with our Bible Truth? *The LORD used Hosea's love for Gomer as a picture of His never-ending love for His unfaithful people.*

Bible Verse Connection Question

1. What does the story have to do with our **Bible Verse: Romans 8:31-32,35,38-39**: "If God is for us, who can be against us? He who did not spare his own Son, but gave him up for us all--how will he not also, along with him, graciously give us all things? Who shall separate us from the love of Christ? Shall trouble or hardship or persecution or famine or nakedness or danger or sword?...No, in all these things we are more than conquerors through him who loved us. For I am convinced that neither death nor life, neither angels nor demons, neither the present nor the future, nor any power, neither height nor depth, nor anything else in all creation, will be able to separate us from the love of God that is in Christ Jesus our Lord."?

Hosea endured much trouble and hardship because of his unfaithful wife, Gomer. But not even these hard things could separate Hosea from God's love that is in Christ Jesus. God gave Hosea strength to endure his hardships, love his unfaithful wife, and be used by God as a picture of His faithful, unending love for His people through Jesus.

Life Application Questions

1. How are we like the Israelites? *We have sinful hearts like them. We often find other things besides God to love and trust in. All too quickly we forget His love that He offers us through Jesus.*
2. What does God offer us, even though we have sinful hearts and are unfaithful to the Lord? *He offers us forgiveness of our sins when we turn from our sins and trust Jesus as our own Savior. We, too, can be filled with His Holy Spirit. We, too, can rest in knowing that nothing can separate us from the love of God in Christ. We can look forward to the day when He will betroth Himself to us so that we can live with Him in heaven, delighting in Him and enjoying His love forever."*

ACTS Questions

1. What is something we can praise God for being that we learned in our story?
Praise God for His eternal love for His people.
2. What is something we can confess as sin that we learned in our story?
Confess that many times, like the people of Israel and Judah, we choose to disobey God. We do not deserve His love.. We deserve His punishment. We need a Savior!
3. What is something we can thank God for that we learned in our story?
We can thank God for promising to send a Savior to save all those who turn from their sins and trust in Jesus as their Savior. We can thank Him for being so patient with His people.
4. What is something we can ask God for that we learned in our story?
We can ask God to work in our hearts, helping us to turn away from our sins and trust Jesus as our own Savior. We can ask Him to send the Holy Spirit to live in our hearts, that we would know Him, love Him and obey Him.

The Gospel

1. We, like the people of Israel and Judah, are sinners who deserve God's punishment. Is there any hope for us? What is the gospel?
God is the good Creator and King of the world. He made people to worship Him and live by His good laws. But we are all sinners who have rebelled against Him. We all deserve death--God's just, eternal punishment for our sins. How terrible! But God has good news for us. In His great mercy, God sent His Son Jesus to earth to save sinners. Yes, Jesus, the perfect Son of God, left His home in heaven and became a man. He lived the perfect life that pleases God. (He's the only one who has ever done that!) He offered it up to God His Father as the perfect sacrifice for sins when He suffered and died on the cross. Then, on the third day, Jesus rose from the dead in victory. He had fully paid for the sins of God's people, so they wouldn't have to! Now all who turn away from their sins and trust in Jesus as their Savior will receive forgiveness of sins and eternal life with God. They will be His very own special people who will know Him and enjoy Him forever. We can be God's people, too, if we turn from our sins and trust in Jesus as our own Savior.

Game: Sticky Pad Search

Materials

Re-stickable scratch pad sheets

Paper and marker

20+ Story Review Questions and other story review questions

Preparing the Game

1. Choose 20+ questions for your game from the Story Review Discussion Questions, or make up your own.
2. On the sticky pads write various point values, from 1 to 4...with perhaps two 10's thrown in for fun. Make perhaps 50 of these point values. Stick these all over the room, high, low, unusual places. Place the two 10 point sticky pad sheets in the most unusual spots.

Playing the Game

Divide the children into two teams and have them sit in two lines. At the leaders signal the first child from Team A will get up and have 10 seconds to gather as many point values as he can and get back to his spot. If successful, then that will be the point value for the Story Review question you ask the team. If the team answers the question correctly, they get the point values. If not, then the other team can try to answer it for half the point value. If a player doesn't get back to his spot before time is called, then he loses all his points (they are replaced to their spots) and it is the other team's turn. Play then resumes with the first player from Team B, etc.

Play continues as Story Review cards last, or as time and attention span allow.

Non-competitive Option

Don't split into teams. Set a target point value for the children to reach together. Tell the children that they are going to work together and see how many turns it takes to reach the target point value. Have the children take turns gathering the point values and everyone together answering the question. If they get it right, then the group keeps the points. If not, then they are returned to their spots. Keep track of how many turns it takes to reach the target point value. Replace all of the sticky pads and play again, seeing if the group can make the target in less turns.

Optional TAKING IT TO OTHERS Activity: Quiz Questions

Have the children choose a few of the questions from the game to ask the parents/other children during TAKING IT TO OTHERS time. Help pre-readers by whispering the question in their ear and letting them ask it aloud to the parents/other children.

CASE REPLAY ACTIVITIES

Use this guide to review the Case Story and act it out for others to enjoy!

CASE REPLAY, JR: YOUNGEST CHILDREN

Description: The children will act out the story together, everyone doing the same action/sound effect at the same time. This activity is most suitable for kindergarteners.

Materials

The Case RePlay, Jr. script for younger children

Preparation

1. Read through the script and write in the blanks along the side possible actions/sound effects the children could do to act it out.

Instructions

1. Tell the children that they will be re-enacting the story together as you tell it.
2. As you read the script, lead the children in actions/sound effects to do with you.
3. If desired, you can read the script and stop at certain sentences and ask them what a good action/sound effect would be to act out what you just read.
4. Repeat the re-enactment one or two times more.

CASE REPLAY, SR: OLDER CHILDREN

Description: The children act out the story as a three-scene play. You will narrate it using the Case RePlay, Sr. script and they will act it out (no spoken words, for the most part), with each child assuming a different character's role. This activity is most suitable for first grade and up. You will review the story, then practice it a few times before performing it for others.

Materials

The Case RePlay, Sr. script
White board or other large format paper
Costumes and props

Preparation

1. Prepare for the play by choosing costumes and props for each character in the story. Decorate the area with any scenery props.
2. Write the words "Beginning," "Middle," "End" on a large piece of paper/whiteboard with plenty of space under each heading. You will use this paper to help the children think about the story as a three-scene play, as it is presented in the script.

Instructions

1. Tell the children that they will get to act out the story as a three-scene play, with a beginning, middle and end section. Tell them that before they can act it out, they need to think it out. as you narrate it with your script.
2. Take the children's answers as they recount the story, helping them put key incidents in the right order.
3. If desired, when they have filled in their Beginning, Middle, End, read through your whole (real) script, so they hear exactly what you will have them act out.
4. Then tell the children that it's time to practice acting out the story.
5. Assign parts to each child. If you are using costumes, do NOT give them out at this point. They will be a distraction.
6. Have all the children sit on the floor or in chairs on one side of the "stage," then call the characters up in place as their part in the story comes.
7. As you read the script, guide the children in where you want them to move or do to act it out.
8. After going through the whole script once, give out any costumes and props and act out the script once or twice more.

Optional TAKING IT TO OTHERS Activity: Re-enacting the Story

Read the script as the children act out together (younger) or assuming different roles (older) as the other children or the parents watch.

CASE REPLAY, JR--YOUNGER KIDS (KINDERGARTEN) P.2

“Welcome to our play! The name of our story is called: The Case of the Willful Wife.

This is a Old Testament story. It took place about 750 years before Jesus lived on earth.

And now we present: “The Case of the Willful Wife.”

Scene 1:

Actions:

Hosea worshiped the LORD when most everyone else in Israel had turned to worshiping idols. Hosea was the LORD’s prophet. The LORD had Hosea marry Gomer, a woman who treated other men like her husband for money. He told Hosea to have children with her and give them special names: Jezreel, Lo-Ruham-ah, and Lo-ammi. Their marriage was to be a picture of God’s love for His unfaithful people, the Israelites. Hosea went to the people and told them the LORD’s message: “Israel, you are like Gomer. You have been so unfaithful to Me. Long ago I rescued you from Egypt and at Mt. Sinai we made covenant promises. I would be your God who takes care of you and loves you. You would be My people who keep My laws and worship Me alone. But you have worshiped fake gods and eaten their sacred raisin cakes. You have depended upon kings to protect you. I will have to punish you soon if you don’t repent of your sins and turn back to Me. I don’t want to send your enemies to punish you and take you into slavery, but I will if you do not turn back to me. The people of Israel heard Hosea’s message, but they did not repent. They continued in their sin.

Scene 2:

Hosea’s wife Gomer also continued in her sin. She fell in love with another man, left Hosea and went to live with him. She got into trouble and didn’t have the money to pay to get out of it. Hosea heard about Gomer’s troubles. She didn’t deserve his help, but the LORD told Hosea to pay Gomer’s debts and take her back as his wife anyway. Once more Hosea’s life was to be a message for Israel. The LORD says, “You don’t deserve to be my people, if you repent of your sins and turn back to Me, I will forgive you and make you My people. But even if you do not, I will still love you. Your enemies will come and take you to be their slaves, but one day I, Myself, will bring you back home. One day I will send the Forever King, Jesus, to redeem your lives from death. Your sin and unfaithfulness will not come between us anymore. It will be like we are married and perfectly happy, living in love and compassion, justice and righteousness forever. See how I loved you! See how I love you even now! See how I will love you! I urge you, turn away from your sins and turn back to Me. Seek me now that I might still forgive you and not have to punish you!”

Scene 3:

The people still refused to turn back to the LORD. The Assyrians came, then and then the Babylonians came. The Temple and their homes were destroyed and the people were taken away to be slaves in Babylon. But just as the LORD promised, He showed them mercy, too. At the end of seventy years, He brought the people back to their homeland of Judah to re-build and start again. Best of all, the LORD sent Jesus to pay for His people’s sins on the cross. On the third day, Jesus rose from the dead in victory. Later, He sent the Holy Spirit to live in their hearts. With joy, God’s people looked forward to the day when the rest of His promises would come true. The day He would betroth Himself to them in completeness and they would live with Him in heaven forever.

Bible Truth Tie-In:

The Bible Truth we are learning is: **God Will Never Stop Loving His People.** The LORD used Hosea’s love for Gomer as a picture of His never-ending love for His unfaithful people.

CASE REPLAY, SR--OLDER KIDS (1ST GRADE AND UP) P.3

"Welcome to our play! The name of our story is called: The Case of the Willful Wife.

This is a Old Testament story. It took place about 750 years before Jesus lived on earth.

The characters in our story are: Hosea; Gomer; Jezreel; Lo-Ru-ham-ah; Lo-ammi; Israelites; the people of Judah; Assyrians; Babylonians; Jesus; and God's people.

And now we present: "The Case of the Willful Wife."

Scene 1: (Beginning)

Hosea worshiped the LORD when most everyone else in Israel had turned to worshiping idols. Hosea was the LORD's prophet. The LORD had Hosea marry Gomer, a woman who treated other men like her husband for money. He told Hosea to have children with her and give them special names: Jezreel, Lo-Ru-ham-ah, and Lo-ammi. Their marriage was to be a picture of God's love for His unfaithful people, the Israelites. Hosea went to the people and told them the LORD's message: "Israel, you are like Gomer. You have been so unfaithful to Me. Long ago I rescued you from Egypt and at Mt. Sinai we made covenant promises. I would be your God who takes care of you and loves you. You would be My people who keep My laws and worship Me alone. But you have worshiped fake gods and eaten their sacred raisin cakes. You have depended upon kings to protect you. I will have to punish you soon if you don't repent of your sins and turn back to Me. I don't want to send your enemies to punish you and take you into slavery, but I will if you do not turn back to me. The people of Israel heard Hosea's message, but they did not repent. They continued in their sin.

Scene 2: (Middle)

Hosea's wife Gomer also continued in her sin. She fell in love with another man, left Hosea and went to live with him. She got into trouble and didn't have the money to pay to get out of it. Hosea heard about Gomer's troubles. She didn't deserve his help, but the LORD told Hosea to pay Gomer's debts and take her back as his wife anyway. Once more Hosea's life was to be a message for Israel. The LORD says, "You don't deserve to be my people, if you repent of your sins and turn back to Me, I will forgive you and make you My people. But even if you do not, I will still love you. Your enemies will come and take you to be their slaves, but one day I, Myself, will bring you back home. One day I will send the Forever King, Jesus, to redeem your lives from death. Your sin and unfaithfulness will not come between us anymore. It will be like we are married and perfectly happy, living in love and compassion, justice and righteousness forever. See how I loved you! See how I love you even now! See how I will love you! I urge you, turn away from your sins and turn back to Me. Seek me now that I might still forgive you and not have to punish you!"

Scene 3: (End)

The people still refused to turn back to the LORD. The Assyrians came, then and then the Babylonians came. The Temple and their homes were destroyed and the people were taken away to be slaves in Babylon. But just as the LORD promised, He showed them mercy, too. At the end of seventy years, He brought the people back to their homeland of Judah to re-build and start again. Best of all, the LORD sent Jesus to pay for His people's sins on the cross. On the third day, Jesus rose from the dead in victory. Later, He sent the Holy Spirit to live in their hearts. With joy, God's people looked forward to the day when the rest of His promises would come true. The day He would betroth Himself to them in completeness and they would live with Him in heaven forever.

Bible Truth Tie-In:

The Bible Truth we are learning is: **God Will Never Stop Loving His People.** The LORD used Hosea's love for Gomer as a picture of His never-ending love for His unfaithful people.

Shekels and Barley

Description: Children will make clay or paper coins and a little drawstring coin bag.

Materials

Coin Bag:

Brown, tan or black felt

Brown, tan or black yarn/string

Blunt tapestry needles, one per child

Clay coins:

Skewer(s), Toothpicks

Self-hardening clay, terracotta-colored, if possible

Rolling pin(s) or tin cans (optional)

Screw caps from bottles, about 1" to 1 ½" in diameter, in varying sizes, 1 per child

Scrap plastic container and scissors

Acrylic metallic paint and brushes (optional)

Paper coins:

Cardstock

Grey and yellow markers, or Silver and gold metallic gel pens, calligraphy pens

Thin point black pens

Barley: Purchase from grocery store a couple of tablespoons worth per child

Preparing the Craft

Coin Bag:

1. Cut out Pattern #1 from the felt, one per child.

2. For younger children, use the skewer to create a series of holes along outside of circle as shown on Pattern #1. You may want to let older children do this themselves.

3. Cut 20" pieces of yarn. Thread the tapestry needles with the yarn, both ends knotted together.

Clay coins:

Cut Patterns #2,#3 and/or #4 out of the plastic, making 1 set per every two children.

Paper coins:

Photocopy page of Patterns #5 and/or #6, making enough for each child to have 4 or 5 coins.

Making the Craft

1. Show children a copy of the craft.

Coin Bag:

1. Have the children weave the tapestry needle with yarn in and out of the holes in the felt. Cut off yarn near the needle and tie ends together. Pull on one end of the yarn and draw the circle up into a gather. This will be the change purse.

Clay Coins:

1. Have the children flatten their clay with their hands or a rolling pin (tin cans without labels rolled on their sides work well, too) to about a ¼" thickness.

2. Using the bottle caps as shape cutters, cut out the coin shape. Children can switch around caps for different sized coins.

3. Lift the clay circles from the rest of the clay (Can use knives or spatulas, if desired). Use the small plastic shapes to press designs into the clay coins. Use the toothpicks to etch little dates or letters around the edges. These coins will take a day or so to dry hard. Can be painted when dried.

Paper Coins:

1. Have children use blanks to make their own coin faces or color in the ones provided with the markers or gel pens (all ages) or calligraphy pens (best for older children) Put coins in bag.

Barley: 1. Pour some barley into each child's bag.

Optional TAKING IT TO OTHERS Activity: Craft Presentation

If you are presenting the craft to other children or parents the children can hold up their crafts (or your model craft) and read their Bible Truth Connection answers to explain the importance of the craft.

CASE CRAFT**Discussion Guide****Instructions:**

As the children are settled into making their craft, ask them these questions to help them understand the craft's significance. Use the answers provided to guide the children's answers.

Discussion Questions

1. Who was Hosea married to? *Gomer.*
2. What did Hosea have to do to get her back?
Pay off her debts with shekels and barley.
3. Why did God want Hosea to do this, even though she didn't deserve it?
As a picture of God's redeeming love for His undeserving, unfaithful people.
4. What is the Bible Truth that we are learning?
God Will Never Stop Loving His People.
5. What does our craft have to do with our Bible Truth: God Will Never Stop Loving His People. *The LORD used Hosea's love for Gomer as a picture of how He had kept on loving His unfaithful people and one day, through Jesus, would even redeem them from death.*
6. What can this craft help us remember?
God's love for His people is so great that He bought them with the blood of Jesus even though they have always been rebellious, undeserving sinners.

TAKING IT TO OTHERS**Craft Presentation****Instructions:**

Have children hold up your model craft/their crafts. Choose five children (or you say) the five sections below to explain the craft's importance.

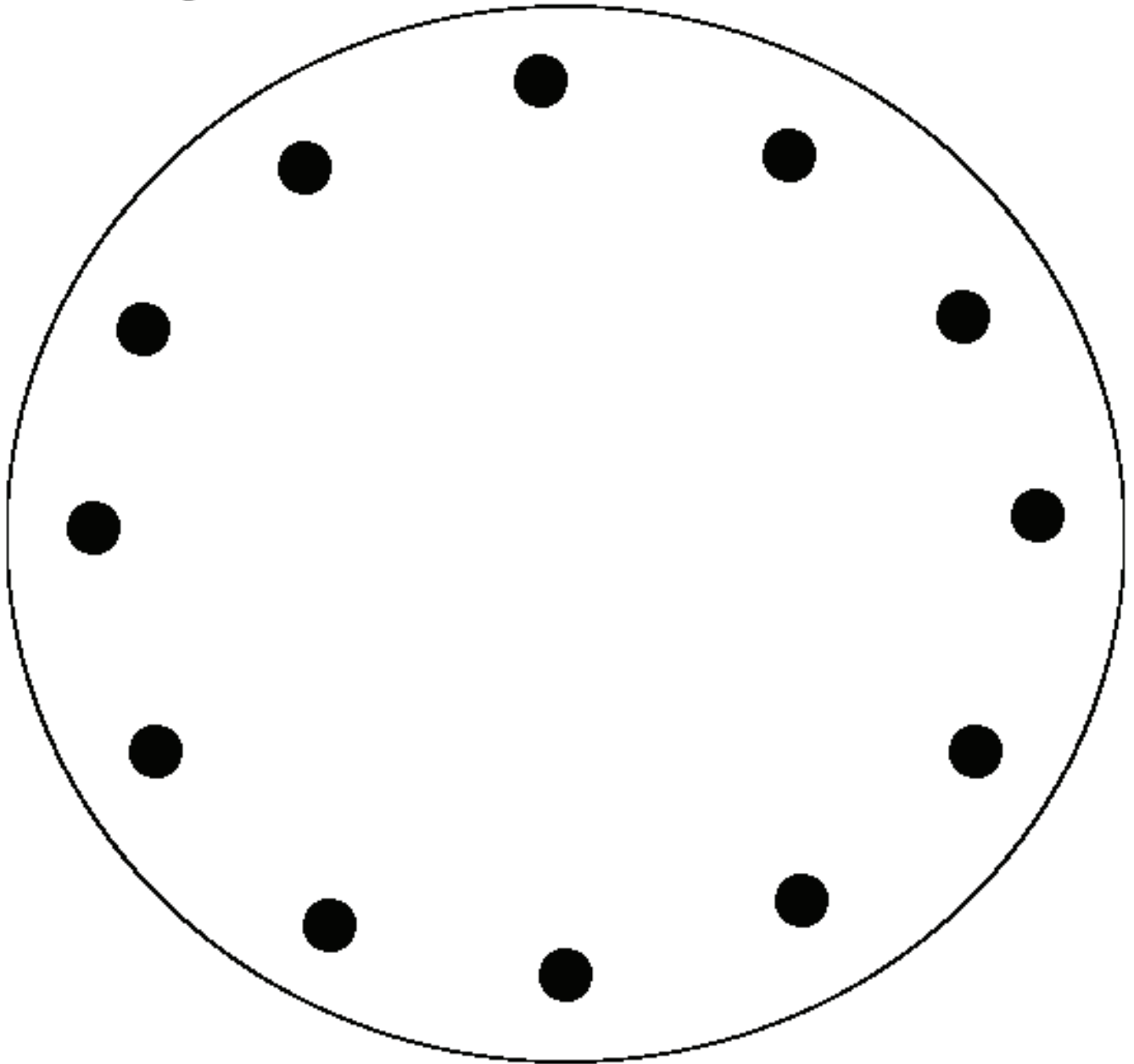
Presentation:

1. Our craft is: Shekels and Barley.
2. In Israel, Hosea brought back home his undeserving, unfaithful wife Gomer by paying off her debts with shekels and barley as a picture of God's redeeming love for His undeserving, unfaithful people.
3. Bible Truth 6 is: God Will Never Stop Loving His People.
4. The LORD used Hosea's love for Gomer as a picture of how He had kept on loving His unfaithful people and one day, through Jesus, would even redeem them from death.
5. Our craft can help us remember that God's love for His people is so great that He bought them with the blood of Jesus even though they have always been rebellious, undeserving sinners.

Note: Even non-readers can participate in presenting the craft, if you will whisper what they are to say in their ear and let them say it aloud for the others to hear.




Template #1













Coin Bag










Templates #2-4

Plastic piece templates (use only outlines)







BEFORE CLASS:**1. PICK YOUR PERSON**

VIPPs can be anyone in your church! Typically, they fall into 6 categories: Church staff, Elders, Deacons/deaconesses, Special Volunteers (people who aren't paid, but spend a lot of time helping out in particular ways), Supported Workers (aka missionaries), and Church Members.

2. GATHER YOUR FACTS

Use the VIPP Information Sheet to write down the facts about your VIPP. The information on this worksheet is used in the VIPP activities, listed in the "Choose an Activity" section below.

DURING THE ACTIVITY:**1. INTRODUCE YOUR VIPP**

Introduce your VIPP to the children, using the VIPP Information Sheet. Fill in a set of VIPP Clue Cards with the information for your VIPP. If desired, you can even have the actual person come into class for the children to meet.

Need help describing what someone does for the church in a kid-friendly way? Check out the list of common VIPPs on the Praise Factory website in the PFI resources. There are lots of kid-friendly descriptions for common VIPP's, such as pastors, elders, deacons and a lot more.

2. PRAY!

Lead the children in praying for the VIPP. Ask the children if they would like to pray for one of the VIPPs prayer requests. Even non-readers can pray for the VIPP if you whisper the prayer request in their ear, then let them say it aloud. Never force a child to pray!

3. CHOOSE AN ACTIVITY

There are two activities you can use to help the children learn about the VIPP:

VIPP Clue Cards: These are nine coloring sheets in which children fill in the nine things they learn about the VIPP from the VIPP Information Sheet. Photocopy a set of each child. Use as few or as many of these Clue Cards as you desire.

VIPP Game: This is a game that uses a set of Clue Cards for one or two VIPPs.

Choose a VIPP and fill in his/her information on the VIPP Information Sheet. Fill in a set of VIPP Clue Cards with the information for your VIPP. Tell the children about the VIPP, having them fill in the VIPP Clue Cards with the key facts as they learn them. Write any words the children need to write on a white-board or other piece of paper so they can see how to spell them. Help younger children write these words on their clue cards. Ideas for how to tell the children about many common VIPPs are listed at praisefactory.org with the resources for this Bible Truth.

Optional TAKING IT TO OTHERS Activity: Introduce and Pray for the VIPP

If you are presenting the VIPP to other children or parents you can assign children to hold up the 10 clue cards and say what each card tells about the VIPP. (Or, you can have the children hold them up as you tell what each one means.) Then lead the children in praying for the VIPP.

Game: Mix and Match

Materials

Information for two VIPPs

2 Set of Clue Cards

Bag

Preparing the Game

1. Fill in one set of clue sheets for each of the VIPPs you are using.
2. Put all the Clue Cards in a bag, except for the ones with the names and pictures of the VIPPs.

Playing the Game

Reveal: Tell the children about each VIPP, showing them your filled-in clue cards as you tell about them.

Review: Put all the Clue Cards for both VIPPS in the bag. Mix up. Have children take turns pulling clues out and have the class try to remember which clue goes with which VIPP. You can make this a team game by splitting the children into two teams and giving points when their team players correctly put a clue in the right place.

VIPP INFORMATION SHEET

VIPP NAME:

WHAT VIPP LOOKS LIKE

Man or Woman? _____

Hair color? _____

Eye color? _____

FAVORITE ANIMAL

FAVORITE FOOD

FAVORITE FREE TIME ACTIVITY

WHAT VIPP DOES DURING WEEK

VIPP GROUP OF SERVICE:

- | | |
|-------------------|----------------------------------|
| Church Member | Deacon |
| Elder | Church Staff |
| Special Volunteer | Supported Worker
(Missionary) |

3 WAYS VIPP SERVES CHURCH

3 WAYS TO PRAY FOR THE VIPP

BIBLE TRUTH 6, LESSON 2: PLANNER/OVERVIEW

GETTING STARTED: Welcome and Opening Songs (*introduce unit and get kids moving with these songs*)

Welcome to Praise Factory: PFI: Praise Factory Investigators Theme Song *PFI NIV Songs 8, Track 1*

Rules to Help Us Worship God and Love One Another: WoGoLOA Classroom Rules Song
PFI NIV Songs 8, Track 2

Big Question Under Investigation: Big Question 8 Songs *PFI NIV Songs 8, Tracks 3,4*

Big Question Bible Verse: 1 Chronicles 16:34 Song *PFI NIV Songs 8, Track 5*

DIGGING DEEP DOWN: Key Concept and Story (*introduce the Bible Truth and tell the related story*)

Bible Truth 6: God Will Never Stop Loving His People

Bible Truth Hymn: The King of Love, v.6 *PFI NIV Songs 8, Track 19*

Bible Verse: Romans 8:31-32,35,37-39

Bible Verse Song: Who Shall Separate Us? *PFI NIV Songs 8, Track 20*

Extra Bible Verse Song: I Will Betroth You to Me Hosea 2:19 PFI NIV Songs 8, Track 21

Lesson 2 Story of the Saints: The Case of the Giant Joy

TAKING ACTION: Response Activities (*choose from among these activities*)

Snack and Discussion Planner: Tea, Cookies and Eleven Children!

ACTS Prayer: Prayer Sheet

Bible Truth Review: Discussion Questions and Game: Squirrel and Nut

Bible Truth Hymn: The King of Love, v.6 *PFI NIV Songs 8, Track 19*

Song, Sign Language and Song Game: Big Voice, Little Voice **PFI NIV Songs 8 BOOK or ONLINE**

Bible Verse Review: Romans 8:31-32,35,37-39 Discussion Sheet and Game: Forceball

Bible Verse Song: Who Shall Separate Us? Romans 8:35,38-39 *PFI NIV Songs 8, Track 20*

Song, Sign Language and Song Game: Sign It, Say It, What Does It Mean? **PFI NIV Songs 8 BOOK or ONLINE**

Story Review: Discussion Questions and Game: Ring Toss

Case Replay, Jr: Drama Activity for Youngest Children (children do same story actions together)

Case Replay, Sr: Drama Activity for Most Children (children re-tell story with individual parts)

Craft: Joy in God's Forever Love

VIPP (Very Important Prayer Person) Prayer Time: Coloring Sheets (back of book), Game: Picture Run

TAKING IT HOME: Take Home Sheet for Review and Family Devotions

PFI Pronto: Bible Truth 6, Lesson 2 **PFI NIV Prontos 8 BOOK or ONLINE**

The Case of the Giant Joy

by Connie Dever

Our story is called:**The Case of the Giant Joy.****As you listen to the story, see if you can figure out:**

1. Who came to know Giant Joy? What did the joy come from?
2. How did joy help her through her whole life? What did she look forward to?

Musket shot, cannon fire, soldiers on the march, and Indian attacks. These were all part of life in New England in the early 1700's

The French and British had both begun to settle in the great, new land of America. First there were little settlements of people in colonies along the East Coast. But there was much unexplored land further inland to the west. How big was America? What secrets lay in the wilderness? Both the French and the British wondered in a greedy sort of way. If the riches they had found so far were anything like what lay in the lands beyond, both French and British wanted as much as they could get. They began to fight each other for it.

The French especially used Native Americans to carry out raids on the British. These raids often left villages burned and settlers killed. Life in America back then was not exactly safe and worry-free.

It was into this dangerous, anxious time that a little girl named Sarah Pierrepont was born in the British colony of Connecticut. Her father was the pastor of First Church in New Haven, the most important town in the colony. As a pastor's daughter, Sarah was expected to be trained in all the womanly arts and graces of the day. She had to learn everything from cultured manners and proper tea settings to good literature and fine writing.

Yet there was more to Sarah than just good training. She knew how to put people at ease and was admired for her kindness. And far more important than all these things was what Sarah's treasured in her heart. For as long as she could remember, she had loved God and had a deep sense of His faithful, everlasting love for her. Sarah loved to ramble the countryside and think of God. She sang to Him and prayed to Him as she looked at His beautiful creation around her. She thought much of His saving love shown to her through Jesus; and her

heart was filled with joy.

As Sarah grew up, she became very, very beautiful. Many a handsome young man came to her door in hopes of wooing her to be his wife. But Sarah's answer was always "no."

But then, a certain skinny, shy, awkward, young man named Jonathan came along. He wasn't that much to look at, but he had something that Sarah valued more than a good-looking face: Jonathan loved God and took joy in God's faithful, everlasting love for him just like Sarah did. He loved to study God's Word, to preach it and to write about it. This love for God made Jonathan more attractive than all the handsome men who came to her door.

Jonathan felt the same way about Sarah as she felt about him. Like the other men, he could not miss her extraordinary beauty, but it was her love for God and her joy in God's faithful, everlasting love for her that made her irresistible to him. So, at the age of just seventeen, Sarah married Jonathan and they became Mr. and Mrs. Jonathan Edwards.

Sarah and Jonathan began their new married life together in Northampton, Massachusetts, where Jonathan had just recently joined his grandfather, Solomon Stoddard, in pastoring the important Northampton Church that sat in the center of town.

Sarah's first Sunday at Northampton was unforgettable. The whole town awaited her arrival at the church. Pastor's wives were a very big deal back in those days. There were certain customs everyone expected her to keep. She was to wear her wedding dress to church her first Sunday, and twirl slowly around at the front of the church so everyone to get a good view of it from every side. Then, she was to take her place in the special high

Story-telling Tips

Ahead of time:

1. Read the Bible verses and story. Pray!
2. Create story cue cards on index cards (or highlight text).
3. Practice telling story dramatically, timing your presentation. Shorten, if necessary to fit your allotted time.
4. Decorate area with story props that help bring your story alive.

During your presentation:

1. Maintain as much eye contact as possible as you tell the story. Point to/use props at important points in the story. Include the kids in your story with a few questions about what they think will happen or words/concepts that might be new to them.
2. Watch the kids for signs that their attention span has been reached. Shorten, if necessary.

seat right next to the pulpit that facing towards the congregation, so everyone could watch her during the very long services.

Watch her they did, Sunday after Sunday, for any signs of improper movement or boredom. And you can be certain that if they did see her do even the smallest thing wrong, they would be sure to talk about it. Yes, the pastor's wife was to be more than just a woman who loved God and took joy in His faithful, everlasting love. It seemed she was to be perfect.

Can you imagine what it would be like for everyone to be staring at you and looking for ways you fall short of perfection? It would be easy for Sarah to be anxious or to be angry at those people for treating her this way, but do you know what she did? Instead of getting worried or mad at people, she turned her thoughts to God. She thought of how His saving love shown to her through Jesus. She knew He loved her with a faithful, everlasting love. That was enough for her. Her heart took joy in God. Suddenly it didn't matter so much what those people thought or said about her.

Jonathan and Sarah stayed in Northampton for twenty years. The LORD blessed both their church and their home in great ways during those years. The LORD began to work powerful things when Jonathan preached. Many people became deeply convicted of their sins. They would wail loudly and ask God for mercy. As they turned from their sins and trusted in Jesus, the Holy Spirit filled their hearts with such peace that they would shout for joy. This happened over and over for many years.

After a while, the same, amazing things began to happen in many other churches in New England, too. Many people became Christians. This joyful time was called "The Great Awakening" because so many people became "awake" to God—which is another way of saying they were saved.

Northampton Church grew and grew during the Great Awakening. Many weeks, thirty people would become Christians at one time. With so many people coming to church and being saved, Jonathan was busier than ever. On top of caring for church members, he would often spend thirteen hours a day studying the Bible and writing sermons!

Things were as busy at home for Sarah as they were for Jonathan at church. Sarah took care of their eleven children as well as did most of the work on the farm. She cared for the many visitors who dropped by their house and tended to guests and young apprentice pastors who would live with them, sometimes for months at a time.

Sarah did everything she could to encourage Jonathan in his preaching and writing. She and the children were up with him at 5 a.m. to read a chapter in the Bible by candlelight, then kept working hard all day and long into the night, while Jonathan worked in his study. Sarah could have easily been a grumbling, bitter woman because of all the hard work she had to do, often without much help from Jonathan; but she was not. She loved the Lord and she loved what He was doing through her husband. She was so glad that she could help him be ready to tell others about God's faithful, everlasting love that they could know, too. So instead of seeing a grumbling, bitter woman, when people talked to Sarah and watched Sarah, they saw the joy that she had in her heart.

One evening, the Lord added even more to the joy Sarah had. As she was praying, He revealed His love to her heart in an indescribably wonderful way. As she understood more of His love for her, she felt at peace with whatever He wanted to do with her life. She trusted He always knew what was best and would always be with her. More than ever she knew His faithful, everlasting love for her.

How kind it was of the Lord to give Sarah this special taste of His faithful, unfailing love! It would be her special comfort in the many hard times that were soon to come! Jerusha, their second daughter died of tuberculosis when she was only seventeen years old. Later, the Northampton Church members got mad at Jonathan for wanting only Christians to take the Lord's Supper as the Bible says. They fired him with no pay. Jonathan and Sarah had to somehow scrape together enough money to feed their large family for a whole year before Jonathan had another money-making job.

Hardest of all was the year when their daughter Esther, her husband, Aaron, and Jonathan, himself, died. Later that year Sarah became deathly sick with dysentery.

It would have been easy for Sarah to feel abandoned and discouraged through all these sad, hard times; but she was not. She was very sad and things were very hard, but, she loved the Lord and her heart was filled with the indescribably, wonderful joy of knowing His faithful, everlasting love than for her and for these others who also were His people. This was her comfort to the very last moment of her life on earth. And no doubt, it was her shout of praise in the first moments in her dear Lord's presence in heaven and even today, where she still delights in His love and will forever.

Cracking the Case:

It's time to answer our Case Questions.

1. Who came to know Giant Joy? What did the joy come from?

Sarah Edwards. From knowing God and enjoying His fellowship in her heart, by the Holy Spirit.

2. How did joy help her through her whole life? What did she look forward to? Even when things were very hard, the joy of knowing God helped her to endure the hard things in the way that God wanted her to. She knew that one day she would go to be with God and live in His presence forever. There, she would be wonderfully happy, knowing and enjoying Him more fully than ever she would in life here on earth.

Something for Me and You

Our Bible Truth is: God Will Always Love His People

Our Bible Verse is: Romans 8:31-32,35,37-39

"If God is for us, who can be against us? He who did not spare his own Son, but gave him up for us all--how will he not also, along with him, graciously give us all things? Who shall separate us from the love of Christ? Shall trouble or hardship or persecution or famine or nakedness or danger or sword?...No, in all these things we are more than conquerors through him who loved us. For I am convinced that neither death nor life, neither angels nor demons, neither the present nor the future, nor any power, neither height nor depth, nor anything else in all creation, will be able to separate us from the love of God that is in Christ Jesus our Lord."

Did you know that these verses were Sarah Edward's favorite verses in the Bible? What joy Sarah Edwards took in God's everlasting love for her! How it gave her strength to make it through so many hard things!

What about you and me? Can we know the joy of God's faithful, everlasting love for us? Yes, we can; if we turn from our sins and trust Jesus as our own Savior.

Let's praise God for His faithful, everlasting love for His people. Let's ask Him to help us turn from our sins and trust in Jesus as our Savior. Let's ask Him to fill our hearts with the joy of His faithful, everlasting love for us.

Close in prayer.

Closing ACTS Prayer

A God, we praise You for being the God who loves Your people forever.

C God, we confess that many times, we are not like Sarah. We complain, become angry or bitter when hard things happen to us or those we love.

T God, we thank You for the wonderful gifts You give to Your people, such as Your Holy Spirit living in their hearts, filling them with Your love; and, the strength to endure joyfully, everything they must endure.

S God, work in our hearts. Help us to turn away from our sins and trust Jesus as our own Savior. Give us hearts that take joy in You instead of grumble and complain when hard things happen to us.

Special Words:

New England: The name for the group of northern, English colonies in America.

Jonathan Edwards: One of the most famous preachers from the days of colonial America. His sermons and books are still read by many today.

Dysentery: A very serious sickness of the intestines.

ACTS PRAYER ACTIVITY

Use this sheet to write down your ACTS Prayer

Instructions:

Use this sheet to help the children apply the Bible Truth into a prayer. You can use the ACTS provided or even better, have the kids think of their own applications. Also have the children add their personal requests to the prayer, too. Lead the children in the prayer or let them pray sections, with your help. Never force a child to pray! Non-readers can participate by you whispering a section of the prayer into their ear and allowing them to pray it aloud for the group.

ADORATION:

God, we praise You for loving Your people forever with Your "hesed" steadfast love.

God, we praise You for being.....

Add your own Adorations:

CONFESSION:

God, we confess that we are rebellious sinners who don't deserve Your forever love, but really Your forever punishment. We need Jesus to be our Savior.

God, we have sinned against You....

Add your own Confessions:

THANKSGIVING:

Thank You, God for offering Your forever love to us through Jesus, when we confess our sins and trust Jesus as our own Savior

God, we thank You for...

Add your own Thanksgivings:

SUPPLICATION:

God, work in our hearts, that we might turn away from our sins and trust in Jesus as our Savior. Be our Heavenly Father! Make us Your adopted children who You will love forever and ever.

God, we need Your help...

Add your own Supplication:

SNEAKY SNACK

Can you figure out how this snack relates to the story?

Snack: Tea, Cookies and Eleven Children!

Tea (make weakly flavored with milk and sugar) like what Sarah Edwards would have learned how to properly serve (use decaffeinated "English Breakfast" tea rather than Lipton's for a good taste) with shortbread or other cookie to go with it OR serve with 11 Teddy grahams to stand for her 11 children she took care of.

This is only a suggestion. Feel free to modify. Be mindful of allergy issues among your children!

Case Tie-in: Sarah was trained in how to make and serve tea, bake, as well with many other important skills for being a woman in her day. As a pastor's wife, she welcomed many into her home who needed comfort or advice from her husband or from her. Besides her indoor duties, she worked long hours in the fields to raise the food they need, as well as raised eleven children.

SOUL FOOD

Food for thought during snack time

1. What does the snack have to do with the story?

Choose a few questions from the other activity discussion sheets to talk about during this snack time.

2.

3.

4.

5.

6.

7.

Directions: Read and discuss Bible Truth, using a FEW of the questions. Play game. Feel free to modify the game to fit your children.

God Will Never Stop Loving His People

Our love for others often changes. Sometimes it is strong; sometimes it is weak. Sometimes it fades away completely. God's love for His people never changes. The Bible calls God's love "hesed:" steady love and kindness, flowing out to sinful people who don't deserve it.

God loved His people before they were created. He kept on loving them when they rebelled against Him. And He chose to send His dear Son, Jesus to save them from their sins. God will go on loving them forever and ever.

Why does God's love for His people never change? It's not because His people are so good and lovable. It's because God loves His people through Jesus, the perfect Son of God, who died for their sins. With His blood, shed on the cross, Jesus made a covenant—a forever promise—with God, His Father. His blood would be the perfect payment for the sins of God's people. He took God's punishment for their sins so they didn't have to bear it themselves.

Because of Jesus, God would forgive them and love them forever. Praise God for sending Jesus! He is why God will never stop loving His people.

Understanding the Bible Truth

1. What is our love for others like? *It often changes. Sometimes it's strong. Sometimes it is weak. Sometimes it fades away completely.*
2. What is God's love for His people like? *It never changes.*
3. What special word does the Bible use for God's love? *"Hesed."*
4. What does it mean? *"Hesed" means steady love and kindness flowing out to sinners who don't deserve it.*
5. Did God love His people before they were created? *Yes.*
6. Did God love His people even when they rebelled against Him? *Yes.*
7. Who did God send to save His people from their sins? *Jesus.*
8. How long will God go on loving His people? *Forever.*
9. Does God's love never change for His people because they are so good and lovable? *No.*
10. What do God's people deserve instead of God's love? *His punishment for their sins.*
11. Why does God's love for His people never change? *It is because God loves His people through Jesus.*
12. What did Jesus do so that God would love His people forever? *He shed His blood on the cross to forgive their sins and make a forever promise with God to always love them.*

Bible Verse Connection Question

1. What does our Bible Truth have to do with our **Bible Verse: Romans 8:31-32,35,37-39**: "If God is for us, who can be against us? He who did not spare his own Son, but gave him up for us all--how will he not also, along with him, graciously give us all things? Who shall separate us from the love of Christ? Shall trouble or hardship or persecution or famine or nakedness or danger or sword?...No, in all these things we are more than conquerors through him who loved us. For I am convinced that neither death nor life, neither angels nor demons, neither the present nor the future, nor any power, neither height nor depth, nor anything else in all creation, will be able to separate us from the love of God that is in Christ Jesus our Lord."?

God's people may have to go through some very hard things in this life. They may face some very powerful enemies, such as sin in their hearts, people who want to stop believing in Jesus, and even temptations and troubles from Satan, the enemy of God. But they know that none of these things will separate them from God. He has always loved them and will always love them. He will be with them as they go through the hard things and one day, He will bring them into heaven to live perfectly happy in His presence forever.

Bible Truth Story Connection Questions

1. How did Sarah respond to the way people wanted her to be perfect at church? *Instead of worrying about what they thought about her, she took joy in God's forever love for her. She thought about how He had loved her before He even created her. He loved her so much that He sent Jesus to save her. His love for her would go on and on, long after those people were gone. One day in heaven she would live in the fullness of His love for her. That was what matters most of all.*
2. Why did Sarah chose Jonathan over the other men? *He deeply loved God and took joy in God's forever love for him more than the other men.*

Life Application Questions

1. How has God shown us His hesed love? *He has let us hear the good news of Jesus that we might turn from our sins and trust in Him. And, if we have, He has promised to keep on loving us as His people and lavish us with a wonderful inheritance when we die and go to be with Him forever.*
2. How can God's people know that God will always love them, even though they are still sinful? *Because God's love isn't based on how good they are, but on what Jesus has done for them.*

ACTS Questions

1. What is something we can praise God for because of this Bible Truth?
God, we praise You for loving Your people forever with Your "hesed" steadfast love.
2. What are sins we can confess to God because of this Bible Truth?
God, we confess that we are rebellious sinners who don't deserve Your forever love, but really Your forever punishment. We need Jesus to be our Savior.
3. What is something we can thank God for because of this Bible Truth?
Thank You, God for offering Your forever love to us through Jesus, when we confess our sins and trust Jesus as our own Savior
4. What is something we can ask God for because of this Bible Truth?
God, work in our hearts, that we might turn away from our sins and trust in Jesus as our Savior. Be our Heavenly Father! Make us Your adopted children who You will love forever and ever.

The Gospel

1. How can we become one of God's people, forever loved by God? What is the gospel?
God is the good Creator and King of the world. He made people to worship Him and live by His good laws. But we are all sinners who have rebelled against Him. We all deserve death--God's just, eternal punishment for our sins. How terrible! But God has good news for us. In His great mercy, God sent His Son Jesus to earth to save sinners. Yes, Jesus, the perfect Son of God, left His home in heaven and became a man. He lived the perfect life that pleases God. (He's the only one who has ever done that!) He offered it up to God His Father as the perfect sacrifice for sins when He suffered and died on the cross. Then, on the third day, Jesus rose from the dead in victory. He had fully paid for the sins of God's people, so they wouldn't have to! Now all who turn away from their sins and trust in Jesus as their Savior will receive forgiveness of sins and eternal life with God. They will be His very own special people who will know Him and enjoy Him forever. We can be God's people, too, if we turn from our sins and trust in Jesus as our own Savior.

Game: Squirrel and Nut

Materials

Marble

Chairs

Bible Truth Questions

Preparing the Game

1. Choose 20+ questions for your game from the Bible Truth Discussion Questions, or make up your own.
2. Write the Bible Truth questions on small thin strips of paper (or make a photocopy of the Bible Truth Discussion Questions and simply cut them into strips) and put them in the bag/bowl.

Playing the Game

Have children seated in chairs in a circle, with their heads down and their eyes closed. "It" is in the middle and is holding the marble. He walks around quietly and chooses someone's lap to drop the marble into. The person who receives the marble jumps up and chases "It" around the circle and tries to tag "It" before "It" gets to the chair and sits down. Either the tagged old "It" or the new "It" gets to choose a question from the bag for the class to answer. Play continues after the question is answered. Be careful about running on slick floors! You may want to ask the children to walking rapidly instead.

Game continues as number of questions, time, and attention span allow.

Optional TAKING IT TO OTHERS Activity: Quiz Questions

Have the children choose a few of the questions from the game to ask the parents/other children during TAKING IT TO OTHERS time. Help pre-readers by whispering the question in their ear and letting them ask it aloud to the parents/other children. Make sure you read the Bible verse aloud before you ask your questions.

Directions:

1. Write words to song in large print before class.
2. Play the song for the children, helping them follow along on the song sheet.
3. Discuss the song, using a few questions from the discussion sheet. *Don't use them all!*
4. Introduce sign language for key words of your choice from sign language sheet for your song. Use as few or as many as you think the children can learn.
5. Sing and sign the song. Sign language as well as large format lyrics and sheet music are found in the PFI Unit Songbook or online.
6. If desired, play the Song Game.

Optional TAKING IT TO OTHERS Activity: Presenting and Singing the Song

1. Sing and sign the song, encouraging the watching children/parents to join in.
2. Ask the class some of the questions listed below. The Bible Truth Connection Question is particularly good to help them understand how the song ties in with the Bible Truth.

The King of Love

Verse 6

And so through all the length of days
Thy goodness faileth never.
Good shepherd may I sing Thy praise
Within Thy house forever.

Listen to it on PFI NIV Songs 8, Track 19

Understanding the Song

1. What does "all the length of days" mean? *All the days of our life.*
2. What never fails through all the length of days? *God's goodness towards His people.*
3. Who is the "good shepherd"? *God is.*
4. To whom is God like a good shepherd? *His people.*
5. Who are God's people? *All who turn away from their sins and trust in Jesus as their Savior.*
6. Can we become God's people? *Yes, when we turn away from our sins and trust in Jesus as our Savior.*
7. How does God act like a good shepherd towards His people? *Sheep need constant watching or else they will get lost or hurt or even eaten by hungry wild animals. A good shepherd is always with His sheep, looking out for their good. He never leaves them. He always protects them. He is even willing to give up his life to keep them safe. God constantly is near His people. He always takes care of them. Jesus even was willing to give up his life to save them.*
8. What is the good shepherd's house? *Most of all, this a picture of heaven, where God's people will be gathered to live with Him forever.*
9. What will be so wonderful about being in the good shepherd's house? *Being in close fellowship with God in His presence in heaven. There is nothing better than this!*
10. What do God's people want to do in the good shepherd's house forever? Why? *Sing God's praise because of how good He is to them and how wonderful is His love.*

Bible Truth Connection Question

1. How does this song relate to our **Bible Truth: God Will Never Stop Loving His People**? *God's people praise God for being the King of love. They delight in having Him as their king because all that He does comes from His heart of love for them that will never end or fail. God takes care of His people like a good shepherd cares for his sheep. Sheep are very stupid and need someone to take care all of their needs or else they will die. God promises to always be with His people, taking care of them throughout their whole length of days--their whole lives. And He will go on caring for them even after they die. He will take them to live with Him in heaven forever. How wonderful that will be! No wonder God's people want to sing His praise forever! We can become God's people when we turn from our sins and trust in Jesus as our Savior.*

Story Connection Question

1. How does this song relate to today's story? *No matter what Sarah Edwards faced, she knew that the Lord was her good shepherd. He was always with her. He was always taking care of her and leading her towards heaven, where she would enjoy Him face-to-face. She might have happy times or sad times in her life on earth, but He was always the same powerful, loving shepherd whose love and goodness towards her would never fail. . She delighted in His forever love for her that helped her through this life and in which she would delight in even more one day in His "house"--in heaven, in His wonderful presence forever.*

Bible Connection Question

1. What does this hymn have to do with our Bible Verse: **Romans 8:35,37-39**: "If God is for us, who can be against us? He who did not spare his own Son, but gave him up for us all--how will he not also, along with him, graciously give us all things? Who shall separate us from the love of Christ? Shall trouble or hardship or persecution or famine or nakedness or danger or sword?...No, in all these things we are more than conquerors through him who loved us. For I am convinced that neither death nor life, neither angels nor demons, neither the present nor the future, nor any power, neither height nor depth, nor anything else in all creation, will be able to separate us from the love of God that is in Christ Jesus our Lord."?

God's people know that the LORD is their loving King who will always be with them all the days of their lives and throughout eternity. Nothing will ever separate them from His love for them in Christ. Just like a good shepherd, He takes care of all their needs. He took care of their greatest need by sending Jesus to die on the cross to save them from their sins. God's people look forward to the day when they will dwell with God forever in heaven. There, they will sing praises to Him for being their loving King who always cared for them perfectly...and always will. His goodness to them has never failed and it never will!

ACTS Questions

1. What is something we can praise God for from this hymn?

Praise God for being the King of Love who loves and cares for His people perfectly.

2. What are sins we can confess to God from this hymn?

That we have rebellious hearts who many times do not want to follow the LORD, even though He is the good and loving King of the world. We need a Savior!

3. What is something we can thank God for from this hymn? *We can thank God sending Jesus to save His people from their sins. We can thank Him for ways we have seen Him care for our needs, even this past week.*

4. What is something we can ask God for from this hymn?

That God would work in our hearts that we might turn from our sins and trust Jesus as our Savior. We can ask Him to be our shepherd and help us to follow Him all the days of our lives.

Life Application Questions

1. How can our lives be affected by the message of this song? *We can praise God for being the Good Shepherd of His people. We can ask Him to make us His people, giving us faith to turn from our sins and trust in Him. We can ask Him to help us to trust Him as the Good Shepherd that He is.*

Gospel Question

1. How can we know God's unfailing goodness all the days of our life? How can we go to live with Him in heaven? What is the gospel?

God is the good Creator and King of the world. He made people to worship Him and live by His good laws. But we are all sinners who've rebelled against Him. We all deserve death--God's just, eternal punishment for our sins. How terrible! But God has good news for us. In His great mercy, God sent His Son, Jesus to earth as a man to save sinners. He lived the perfect life that pleases God. (He's the only one who's ever done that!) He offered it up to God His Father as the perfect sacrifice for sins when He suffered and died on the cross. Then, on the third day, Jesus rose from the dead in victory. He had fully paid for the sins of God's people, so they wouldn't have to! Now all who turn away from their sins and trust in Jesus as their Savior will receive forgiveness of sins and eternal life with God. They will be His very own special people who will know Him and enjoy Him forever. We can be God's people, too, if we turn from our sins and trust in Jesus as our own Savior.

Song Game: Big Voice, Little Voice

Materials

Song

Sign language signs used in the song printed out onto little cards

Blindfold

Preparing the Game

None.

Playing the Game

1. Practice the song and signs until the children know them well. Then tell them: "Children, we are going to hide a sign language sign and see if one of you can find it... with a little help from the rest of us!"
2. Choose someone to be "It" and blindfold them. Choose another child to hide one of the sign language cards. When it's hidden, "It" can remove the blindfold and begin to look.
3. The rest of the children will sing the song in a louder voice when "It" gets closer to the hidden sign and quieter when "It" gets further from the sign.
4. When "It" finds the hidden clue, another "It" is chosen and play begins again.

Game continues as number of questions, time, and attention span allow.

choose a FEW questions for discussion, then choose the game and/or music activity

Meditation Version: Romans 8: 31-32,35,37-39

"If God is for us, who can be against us? He who did not spare his own Son, but gave him up for us all--how will he not also, along with him, graciously give us all things? Who shall separate us from the love of Christ? Shall trouble or hardship or persecution or famine or nakedness or danger or sword?...No, in all these things we are more than conquerors through him who loved us. For I am convinced that neither death nor life, neither angels nor demons, neither the present nor the future, nor any power, neither height nor depth, nor anything else in all creation, will be able to separate us from the love of God that is in Christ Jesus our Lord."

Alternate Memory/Games Version: Romans 8:38-39

"For I am convinced that neither death nor life...neither present nor the future...nor anything else in all creation, will be able to separate us from the love of God that is in Christ Jesus our Lord."

Understanding the Bible Verse

1. Who or what can be strong enough to defeat God's people? Why? *No one or nothing! This is because God is for them.*
2. What does it mean for God to be "for" His people? Does this mean they will never face anything hard or suffer? *No. It does not mean they will not suffer or face anything hard. It means that God is stronger than anyone or anything they will face. He will always help them when they suffer. And, He will only let them suffer, as is for their good and His glory. And, He is always working in all things for their good.*
3. Who did God not spare in order to save His people? Why does this tell us that God will graciously give His people everything else they need? *Jesus is God's dear, beloved Son. No one means more to Him than Jesus. But, God loved His people so much that He was even willing to send this dear Son to suffer and die in their place. If He was willing to do this greatest act of love, there is no question that He loves them enough to give them everything else they need.*
4. Who is Christ? *Christ is the Greek word for Messiah, the special one sent from God to save His people. Jesus is the Christ.*
5. What does it mean to be separated from the love of Christ? *To be some place or faced with some situation where God's loving plan for His people through Jesus will fail.*
6. Who is the "us" and "we" in which nothing can separate them from the love of Christ? *God's people, all who turn from their sins and trust Jesus as their Savior.*
7. What kinds of things cannot separate God's people from the love of Christ? *Trouble, hardship, persecution, famine, nakedness, danger, the sword, death, life, angels, demons, the present, the future, any power, height, depth, anything else in all creation. NOTHING!!!*
8. What does "height" and "depth" mean? *It's not really talking about how high something is or how deep it is. Back in the days when Paul wrote this letter, these words were special words used about stars. "Height" (hupsoma) meant the highest point in the night sky a star reached and "depth" (bathos) meant the lowest point in the night sky a star reached. What Paul is saying is there is nothing from the highest point in space to the lowest point in space that can separate God's people from the love of Christ.*
9. Why is it so comforting to God's people to know that none of these very difficult things can separate them from the love of Christ? *They can know that God's loving plan for them in Christ will never fail, no matter what they face, no matter when it happens. God's love will be victorious for them forever.*

Bible Truth Connection Question

1. What does this verse have to do with the **Bible Truth: God Will Never Stop Loving His People?** *God's people may have to go through some very hard things in this life, but they know that none of these things will ever separate them from God. He has always loved them and will always love them. He will be with them, helping them through them all, to the very end. And one day, God will bring them into heaven where they will enjoy His love and the delight of His presence forever.*

Story Connection Questions

1. How does this verse relate to our story? *This was Sarah Edward's favorite verse. She lived her whole life in the joy of God's forever love for her. She knew that no matter what she went through, nothing could separate her from the love of Christ and that one day she would go to live with Him forever, delighting in the fullness of His wonderful love.*

Life Application Questions

1. What can God's people remember as they go through hard things? *That nothing can separate them from the love of Christ. No matter how hard or sad is what they have to go through, they can know they aren't going through it because God's love or plans have failed, but as part of it. And, they can know He is with them, helping them and giving them strength.*

2. How can we become God's people? *By turning from our sins and trusting in Jesus as our own Savior.*

ACTS Questions

1. What is something we can praise God for from this Bible Verse?

Praise God for loving His people so much that nothing can ever separate them from His love.

2. What are sins we can confess to God from this Bible Verse?

That we sometimes get angry at God when we see His people go through hard things. We act like He has stopped loving them.

3. What is something we can thank God for from this Bible Verse?

We can thank God that He will never let anything separate His people from His love. We can thank Him that His love is always stronger than even the hardest thing they go through.

4. What is something we can ask God for from this Bible Verse?

We can ask God to work in our hearts that we would want to turn away from disobeying Him and trust in this wonderful Jesus as our own Savior. We can ask Him to help us know more and more of His love, even when we go through very hard things.

The Gospel

1. How can we become God's people, those who are never separated from God's love? What is the gospel?

God is the good Creator and King of the world. He made people to worship Him and live by His good laws. But we are all sinners who have rebelled against Him. We all deserve death--God's just, eternal punishment for our sins. How terrible! But God has good news for us. In His great mercy, God sent His Son Jesus to earth to save sinners. Yes, Jesus, the perfect Son of God, left His home in heaven and became a man. He lived the perfect life that pleases God. (He's the only one who has ever done that!) He offered it up to God His Father as the perfect sacrifice for sins when He suffered and died on the cross. Then, on the third day, Jesus rose from the dead in victory. He had fully paid for the sins of God's people, so they wouldn't have to! Now all who turn away from their sins and trust in Jesus as their Savior will receive forgiveness of sins and eternal life with God. They will be His very own special people who will know Him and enjoy Him forever. We can be God's people, too, if we turn from our sins and trust in Jesus as our own Savior.

Game: Forceball

Materials

Bible verse written up in large print so that all can see
One kick ball or other rubber ball
Masking tape
Yard stick

Preparing the Game

1. Use the tape to mark 2 lines about 3 yards apart.

Learning the Verse

Some or all of your children may be non- or early readers. Teach the verse in sections, having them say it after you. Repeat a few times. Add clapping or other movement as they say it.

Directions

1. If desired, lead the children in a discussion of a **FEW** of the most important questions before beginning game.
2. Explain the game to them as follows:
Divide the children into two teams and have each team line up behind one of the lines. Players should stand side to side, with legs apart and feet touching. The two teams are facing each other. Have all the children say the verse together. Then, one team rolls (with their hands) the ball to the other team, trying to get it through the other team's legs without being blocked. The defending team cannot move their feet to block the ball. They can only block it with their hands. If the ball gets through their legs, the other team can get 2 points if they can say the verse correctly. If they do not say it correctly, then the defending team can try for 1 point. The defending team then bats the ball and tries to get it through the other team's legs. Give all to other team. Have everyone say verse together, then begin play again. Repeat. The team with the most points wins.

Game continues as time and attention span allow.

Non-competitive option

This game is difficult to make completely non-competitive. You can, however, not keep track of points.

Optional TAKING IT TO OTHERS Activity: Quiz Questions

Have the children choose a few of the questions from the game to ask the parents/other children during TAKING IT TO OTHERS time. Help pre-readers by whispering the question in their ear and letting them ask it aloud to the parents/other children. Make sure you read the Bible verse aloud before you ask your questions.

Directions:

1. Write words to song in large print before class.
2. Play the song for the children, helping them follow along on the song sheet.
3. Discuss the song, using a few questions from the discussion sheet. *Don't use them all!*
4. Introduce sign language for key words of your choice from sign language sheet for your song. Use as few or as many as you think the children can learn.
5. Sing and sign the song. Sign language as well as large format lyrics and sheet music are found in the PFI Unit Songbook or online.
6. If desired, play the Song Game.

Optional TAKING IT TO OTHERS Activity: Presenting and Singing the Song

1. Sing and sign the song, encouraging the watching children/parents to join in.
2. Ask the class some of the questions listed below. The Bible Truth Connection Question is particularly good to help them understand how the song ties in with the Bible Truth.

Who Shall Separate Us?

Who shall separate us from the love of Christ?
 Who shall separate us from the love of Christ?
 Shall trouble? No! Shall Hardship? No!
 Persecution, famine, nakedness? No!
 Danger or sword? No!
 In all these things we are conquerors through Him who loved us.
 For I am convinced that neither death nor life,
 Nor anything else in all creation,
 Will be able to separate us from God's love in Christ Jesus our Lord.
 Romans Eight, thirty-five, eight and nine.

Listen to it on PFI NIV Songs 8, Track 20

Song Game: Sign It, Say It, What Does It Mean?

Materials

Sign Language signs used in song, particularly choose words with important meanings you want the children to learn, such as "grace", "redeem", etc.

Bag or bowl

Preparing the Game

1. Cut out signs and put in bowl.

Playing the Game

1. Practice the song and signs until the children know them well. Then put all the signs we've learned in this bag/bowl and mix them up.
2. Ask one of the children to choose a sign, but not show it to anyone...but you, if they need some help.
3. Ask the child to do the sign for the rest of the children and see if the other children can guess which one it is. Do the sign with the child, if desired.
4. When the children guess the sign, ask them the meaning of the word. If no one guesses the sign, put it back in the bowl to be picked again.
5. Choose another child to pick a new sign from the bag and continue.

NOTE: You might want to sing the song after you do each word or couple of words.

Game continues as number of questions, time, and attention span allow.

STORY REVIEW

Directions: Read and discuss Bible Truth, using a FEW of the questions. Play game. Feel free to modify the game to fit your children.

General Story Questions

1. What kinds of things did Sarah have to learn to do as the daughter of an important family? *Learn good manners, how to serve tea, read good books, learn to write.*
2. What was the most important thing about Sarah? *She loved God and took joy in His forever love.*
3. Why were so many young men interested in Sarah? *Why did she pick Jonathan over them? She was very beautiful and came from an important family. Jonathan loved God like she did.*
4. What did the townspeople expect Sarah to do on her first Sunday in Northampton after she married Jonathan? *To wear her wedding dress to church, go up front and twirl around slowly for everyone to see.*
5. What did Sarah have to do every Sunday that was very hard? *She had to sit in the special high chair next to the pulpit and face the congregation during the whole, long service. She had to show no signs of boredom or movement or else they would criticize her.*
6. What did Sarah think about that kept her from being mad at the people in the church for expecting her to be perfect? *She took joy in God's forever love for her. That mattered most of all.*
7. What happened during Jonathan's preaching that was so special? *The Great Awakening. Many people were convicted of their sins and cried out in sadness. Then, as God forgave them, they shouted out in joy. Often 30 people would become Christians in a week.*
8. Did Jonathan Edwards spend a lot of time taking care of church members and preparing sermons? How much time did he spend? *He often spent 13 hours a day preparing for sermons and writing on top of caring for his rapidly growing church.*
9. What did Sarah do at home? *Took care of 11 children; took care of the farm and household; welcomed visitors, guests and apprentice pastors, largely by herself.*
10. Did Sarah become bitter because of all the work she had to do? *No. She delighted in her husband's work and took joy in the Lord and His forever love for her.*
11. What did God give Sarah a taste of in a special experience? What did it make Sarah even more willing to do? *The depths of His forever love for her. She was more willing than ever to do whatever He wanted her to do.*
12. What hard times did Sarah go through that her special taste of God's forever love helped her through? *Jerusha died of tuberculosis; the church fires Jonathan and he has no job for a year; their daughter Esther and her husband Aaron die; Jonathan dies, then she gets deathly ill from dysentery and dies, too.*

Bible Truth Connection Questions

What does this story have to do with our Bible Truth: God Will Never Stop Loving His People? *Sarah took comfort in knowing that nothing would ever separate her from God's love. She knew He would go on loving her forever.*

Bible Verse Connection Question

1. What does the story have to do with our **Bible Verse: Romans 8:31-32,35,38-39**: "If God is for us, who can be against us? He who did not spare his own Son, but gave him up for us all--how will he not also, along with him, graciously give us all things? Who shall separate us from the love of Christ? Shall trouble or hardship or persecution or famine or nakedness or danger or sword?...No, in all these things we are more than conquerors through him who loved us. For I am convinced that neither death nor life, neither angels nor demons, neither the present nor the future, nor any power, neither height nor depth, nor anything else in all creation, will be able to separate us from the love of God that is in Christ Jesus our Lord.?"
This was Sarah Edward's favorite verse. She lived her whole life in the joy of God's forever love for her. She knew that no matter what she went through, nothing could separate her from the love of Christ and that one day she would go to live with Him forever, delighting in the fullness of His wonderful love.

Life Application Questions

1. Can we know the joy of God's forever love for us? How? *Yes, when we turn from our sins and trust Jesus as our Savior. The Holy Spirit will fill our hearts and give us joy in God's forever love.*
2. How can knowing God's forever love for us help us through hard or sad times we go through? *We can remember that no matter how hard or sad things are that we go through now, God will be with us through them. We can remember that everything we go through now will end and that in heaven, there will never be anymore sadnesses or hard things, only God's continuous pouring out of His love upon us forever and ever until at last all the hard things we went through in this life will seem very, very short and very, very long ago.*

ACTS Questions

1. What is something we can praise God for being that we learned in our story?
Praise God for being the God who loves His people forever.
2. What is something we can confess as sin that we learned in our story?
Confess that many times, we are not like Sarah. We complain, become angry or bitter when hard things happen to us or those we love.
3. What is something we can thank God for that we learned in our story?
We can thank God for the wonderful gifts He gives to His people, such as His Holy Spirit living in their hearts, filling them with God's love; and, the strength to endure joyfully, everything they must endure.
4. What is something we can ask God for that we learned in our story?
We can ask God to work in our hearts, helping us to turn away from our sins and trust Jesus as our own Savior. We can ask Him to give us hearts that take joy in Him instead of grumble and complain when hard things happen to us.

The Gospel

1. What was the good news of salvation that Sarah and Jonathan Edwards believed and loved to tell others? What is the gospel?
God is the good Creator and King of the world. He made people to worship Him and live by His good laws. But we are all sinners who have rebelled against Him. We all deserve death--God's just, eternal punishment for our sins. How terrible! But God has good news for us. In His great mercy, God sent His Son Jesus to earth to save sinners. Yes, Jesus, the perfect Son of God, left His home in heaven and became a man. He lived the perfect life that pleases God. (He's the only one who has ever done that!) He offered it up to God His Father as the perfect sacrifice for sins when He suffered and died on the cross. Then, on the third day, Jesus rose from the dead in victory. He had fully paid for the sins of God's people, so they wouldn't have to! Now all who turn away from their sins and trust in Jesus as their Savior will receive forgiveness of sins and eternal life with God. They will be His very own special people who will know Him and enjoy Him forever. We can be God's people, too, if we turn from our sins and trust in Jesus as our own Savior.

Game: Ring Toss

Materials

Pre-made Ring toss board and rings

OR

Large piece of cardboard, popsicle sticks, and a child's plastic bracelet

Paper and marker

Masking Tape

20+ Story Review Questions and other story review questions

Preparing the Game

1. Choose 20+ questions for your game from the Story Review Discussion Questions, or make up your own.
2. Set up the ring toss board; or, cut a triangle shape from the cardboard and stick popsicle sticks into the board and assign point values for different sticks

Playing the Game

Divide the children into two teams and have them line up at the throw line. Ask a child to come up to the throw line and toss the ring onto the board. Each child gets three tries, adding up the total points from all three tries. The leader then reads a Story Review question. If the child answers it correctly by himself, it is worth the number of points he scored from the ring toss. If he has another team member help him, it's worth half the point value. If he cannot answer it correctly, it goes to the other team with half points for a correct answer. Play resumes as the first player from the other team takes a turn tossing.

Play continues until each child has a turn, as Story Review questions last; or as time and attention span allow.

Tip: You might find that this game works best with the board laying flat on the floor rather than standing up and tilted.

Non-competitive Option

Don't split into teams. Set a target point value for the children to reach together. Tell the children that they are going to work together and see how many turns it takes to reach the target point value. Have the children take turns toss the ring for points. Read a question for everyone to work together to answer. If the group gets it right, then they get to keep the points. Keep track of how many turns it takes to reach the target point value. Replace all of the sticky pads and play again, seeing if the group can make the target in less turns.

Optional TAKING IT TO OTHERS Activity: Quiz Questions

Have the children choose a few of the questions from the game to ask the parents/other children during TAKING IT TO OTHERS time. Help pre-readers by whispering the question in their ear and letting them ask it aloud to the parents/other children.

CASE REPLAY ACTIVITIES

Use this guide to review the Case Story and act it out for others to enjoy!

CASE REPLAY, JR: YOUNGEST CHILDREN

Description: The children will act out the story together, everyone doing the same action/sound effect at the same time. This activity is most suitable for kindergarteners.

Materials

The Case RePlay, Jr. script for younger children

Preparation

1. Read through the script and write in the blanks along the side possible actions/sound effects the children could do to act it out.

Instructions

1. Tell the children that they will be re-enacting the story together as you tell it.
2. As you read the script, lead the children in actions/sound effects to do with you.
3. If desired, you can read the script and stop at certain sentences and ask them what a good action/sound effect would be to act out what you just read.
4. Repeat the re-enactment one or two times more.

CASE REPLAY, SR: OLDER CHILDREN

Description: The children act out the story as a three-scene play. You will narrate it using the Case RePlay, Sr. script and they will act it out (no spoken words, for the most part), with each child assuming a different character's role. This activity is most suitable for first grade and up. You will review the story, then practice it a few times before performing it for others.

Materials

The Case RePlay, Sr. script
White board or other large format paper
Costumes and props

Preparation

1. Prepare for the play by choosing costumes and props for each character in the story. Decorate the area with any scenery props.
2. Write the words "Beginning," "Middle," "End" on a large piece of paper/whiteboard with plenty of space under each heading. You will use this paper to help the children think about the story as a three-scene play, as it is presented in the script.

Instructions

1. Tell the children that they will get to act out the story as a three-scene play, with a beginning, middle and end section. Tell them that before they can act it out, they need to think it out. as you narrate it with your script.
2. Take the children's answers as they recount the story, helping them put key incidents in the right order.
3. If desired, when they have filled in their Beginning, Middle, End, read through your whole (real) script, so they hear exactly what you will have them act out.
4. Then tell the children that it's time to practice acting out the story.
5. Assign parts to each child. If you are using costumes, do NOT give them out at this point. They will be a distraction.
6. Have all the children sit on the floor or in chairs on one side of the "stage," then call the characters up in place as their part in the story comes.
7. As you read the script, guide the children in where you want them to move or do to act it out.
8. After going through the whole script once, give out any costumes and props and act out the script once or twice more.

Optional TAKING IT TO OTHERS Activity: Re-enacting the Story

Read the script as the children act out together (younger) or assuming different roles (older) as the other children or the parents watch.

CASE REPLAY, JR--YOUNGER KIDS (KINDERGARTEN) P.2

Welcome to our play! The name of our story is: The Case of the Giant Joy.

Our story starts out in the early 1700's in New England, in America.

And now we present: "The Case of the Giant Joy."

Scene 1:

Sarah Pierrepoint was the daughter of the pastor of First Church, New Haven, the most important town in all of Connecticut. She was trained in good manners, how to serve tea correctly, and was educated in good books and good writing.. She was also very kind and knew how to make people feel at ease. Most important of all, as just a little girl, Sarah loved God and had a deep sense of His faithful, everlasting love for her. She would take walks in the countryside, looking at the beauty and talking and singing to God. Sarah grew up to be very beautiful and many handsome young men hoped she would marry them. She turned them all down for a skinny, awkward young man named Jonathan. Jonathan had something that mattered the most to her: a love for God like hers.

Scene 2:

Sarah married Jonathan when she was seventeen years old. She moved with him to Northampton, Massachusetts where he pastored the Northampton Church with his grandfather. The town was very excited to see the new pastor's wife. They expected her to wear her wedding dress the first Sunday and twirl in front of the church so everyone could get a good look. Then, she took her seat in the high chair next to the pulpit that faced the congregation so they could keep watching her all through the long services. If Sarah made any movement or showed she was bored, they noticed and talked about it. Sarah could have been angry with the people for expecting her to be perfect, but instead she took joy in God's forever love for her. That was what really mattered. Many good things happened at the Northampton Church during the 20 years Jonathan and Sarah were there. As Jonathan preached, great numbers of people became Christians. This happened in many other churches in New England and was called "The Great Awakening." Jonathan was very busy taking care of new members and spending long hours each day studying and preparing sermons. Sarah was very busy taking care of their eleven children, many visitors, as well as the farm work. She could have been angry that Jonathan had so little time to help her, but she was not. She encouraged Jonathan about the work God did through him and she took joy in God's forever love for her.

Scene 3:

One day, God gave Sarah a special taste of His forever love for her. Oh, how wonderful was His love! She understood that more than ever! And this made her happier than ever to do whatever He wanted her to do. God's love comforted her in the many hard and sad times that came soon. Their daughter, Jerusha, died of tuberculosis. Then the church fired Jonathan for only wanting Christians to take the Lord's Supper, as the Bible says to do. They struggled to care and feed their big family for a whole year until Jonathan found a new job. Then came the year when another daughter, Esther, her husband Aaron, and Jonathan, her husband, died. Later that year, Sarah, herself, became deathly ill with dysentery. Even to the end, Sarah took joy in God's forever love for her and for these others she knew loved Him, too. She died and went to shout her joy in His presence.

Bible Truth Tie-In:

The Bible Truth we are learning is: **God Will Never Stop Loving His People.** In hard times, Sarah took comfort in knowing that nothing would ever separate her from God's love. She knew He would go on loving her forever.

Actions:

CASE REPLAY, SR--OLDER KIDS (1ST GRADE AND UP) P.3

Welcome to our play! The name of our story is called: The Case of the Giant Joy.

Our story starts out in the early 1700's in New England, in America.

The characters in our story are: Sarah and her parents; Young men; Jonathan Edwards; Jonathan's Grandfather (Stoddard); Church people; Their eleven children; Visitors; Jerusha, Esther and Aaron.

And now we present: "The Case of the Giant Joy."

Scene 1: (Beginning)

Sarah Pierrepont was the daughter of the pastor of First Church, New Haven, the most important town in all of Connecticut. She was trained in good manners, how to serve tea correctly, and was educated in good books and good writing.. She was also very kind and knew how to make people feel at ease. Most important of all, as just a little girl, Sarah loved God and had a deep sense of His faithful, everlasting love for her. She would take walks in the countryside, looking at the beauty and talking and singing to God. Sarah grew up to be very beautiful and many handsome young men hoped she would marry them. She turned them all down for a skinny, awkward young man named Jonathan. Jonathan had something that mattered the most to her: a love for God like hers.

Scene 2: (Middle)

Sarah married Jonathan when she was seventeen years old. She moved with him to Northampton, Massachusetts where he pastored the Northampton Church with his grandfather. The town was very excited to see the new pastor's wife. They expected her to wear her wedding dress the first Sunday and twirl in front of the church so everyone could get a good look. Then, she took her seat in the high chair next to the pulpit that faced the congregation so they could keep watching her all through the long services. If Sarah made any movement or showed she was bored, they noticed and talked about it. Sarah could have been angry with the people for expecting her to be perfect, but instead she took joy in God's forever love for her. That was what really mattered. Many good things happened at the Northampton Church during the 20 years Jonathan and Sarah were there. As Jonathan preached, great numbers of people became Christians. This happened in many other churches in New England and was called "The Great Awakening." Jonathan was very busy taking care of new members and spending long hours each day studying and preparing sermons. Sarah was very busy taking care of their eleven children, many visitors, as well as the farm work. She could have been angry that Jonathan had so little time to help her, but she was not. She encouraged Jonathan about the work God did through him and she took joy in God's forever love for her.

Scene 3: (End)

One day, God gave Sarah a special taste of His forever love for her. Oh, how wonderful was His love! She understood that more than ever! And this made her happier than ever to do whatever He wanted her to do. God's love comforted her in the many hard and sad times that came soon. Their daughter, Jerusha, died of tuberculosis. Then the church fired Jonathan for only wanting Christians to take the Lord's Supper, as the Bible says to do. They struggled to care and feed their big family for a whole year until Jonathan found a new job. Then came the year when another daughter, Esther, her husband Aaron, and Jonathan, her husband, died. Later that year, Sarah, herself, became deathly ill with dysentery. Even to the end, Sarah took joy in God's forever love for her and for these others she knew loved Him, too. She died and went to shout her joy in His presence.

Bible Truth Tie-In:

The Bible Truth we are learning is: **God Will Never Stop Loving His People.** In hard times, Sarah took comfort in knowing that nothing would ever separate her from God's love. She knew He would go on loving her forever.

Joy in God's Forever Love

Description

Children will decorate a two-sided picture of Jonathan and Sarah Edwards with a thought-bubble of joy in God's forever love that pops up.

Materials

Markers, colored pencils
 Yarn or doll craft hair: brown and white
 1 ½" wide lace, 6" per child
 Glue
 1 Toilet roll per child
 1 long wooden skewer per child
 Tape
 Stapler

Preparing the Craft

1. Make a copies of Patterns 1, 2, and 3, one per child. Cut out around shapes (or have children do this).
2. Cut out yarn into 2" lengths. This will be hair curls.
3. Cut lace into 6" lengths.
4. Set out other supplies.

Making the Craft

1. Show the sample of the craft you have made.
2. Have the children color in the pictures of Sarah and Jonathan Edwards. Jonathan is wearing a black robe with a white surplice (the tie). Sarah is wearing whatever color the children want.
3. Glue on white curls onto Jonathan's head in the space outside the face.
4. Glue the lace around Sarah's head in the space outside the face. Glue a few curls around her face, too.
5. Color heart and thought bubble.
6. Staple or tape the 2 heads together along the sides, leaving the bottom and the top open.
7. Slip the toilet roll in between the two figures along the bottom, leaving about 2" of the roll sticking out the bottom. Secure in place with tape. (You may need to do this for youngest children).
8. Tape heart /thought bubble to end of long skewer.
9. Insert heart in the middle of the toilet roll so that the heart rests on the top of the toilet roll (hidden inside the heads) and so the skewer end sticks out the bottom of the toilet roll.
10. Children can slide the skewer up to make the thought bubble of joy in God's forever love appear above the heads.

Optional TAKING IT TO OTHERS Activity: Craft Presentation

If you are presenting the craft to other children or parents the children can hold up their crafts (or your model craft) and read their Bible Truth Connection answers to explain the importance of the craft.

CASE CRAFT**Discussion Guide****Instructions:**

As the children are settled into making their craft, ask them these questions to help them understand the craft's significance. Use the answers provided to guide the children's answers.

Discussion Questions

1. Where did Jonathan and Sarah spent most of their lives together? *At a church in Northampton, Massachusetts.*
2. What helped they through the many difficult things they went through in their lives? *The joy they had in God's Forever Love for them.*
3. Why did this love help them so much? *Titus heard the good news of Jesus and was saved. They knew that nothing would ever separate them from God's love. His love would always be what controlled what they went through. That was all they needed to know.*
4. What is Bible Truth that we are learning? *God Will Never Stop Loving His People.*
5. What does our craft have to do with our Bible Truth: God Will Never Stop Loving His People? *Sarah and Jonathan had joy in their hearts thinking about God's forever love for them, even when they went through very hard and sad times.*
6. What can our craft help us remember? *When we read God's Word, God's Holy Spirit can use it to encourage His people about how He will use Who Shall Separate Us? for their good and His glory.*

TAKING IT TO OTHERS**Craft Presentation****Instructions:**

Have children hold up your model craft/their crafts. Choose five children (or you say) the five sections below to explain the craft's importance.

Presentation:

1. Our craft is: Joy in God's Forever Love.
2. In New England, Jonathan and Sarah Edwards had joy in God's Forever Love as they lived through many difficult things because they knew that nothing could ever separate them from His love, and that was all that they really needed to know.
3. Our Bible Truth is: God Will Never Stop Loving His People.
4. As Titus read his Braille Bible, he read God's promise to do this. God gave him courage to believe His promises and even believe that He would use his blindness for His great purposes..
5. Our craft can help us remember that God wants all His people to remember that no matter what hard things they go through, they can take joy knowing that nothing will ever separate them from His forever love.

Note: Even non-readers can participate in presenting the craft, if you will whisper what they are to say in their ear and let them say it aloud for the others to hear.

Pattern #1 Sarah Edwards



Pattern #2 Jonathan Edwards



Pattern #3 Heart



BEFORE CLASS:**1. PICK YOUR PERSON**

VIPPs can be anyone in your church! Typically, they fall into 6 categories: Church staff, Elders, Deacons/deaconesses, Special Volunteers (people who aren't paid, but spend a lot of time helping out in particular ways), Supported Workers (a.k.a. missionaries), and Church Members.

2. GATHER YOUR FACTS

Use the VIPP Information Sheet to write down the facts about your VIPP. The information on this worksheet is used in the VIPP activities, listed in the "Choose an Activity" section below.

DURING THE ACTIVITY:**1. INTRODUCE YOUR VIPP**

Introduce your VIPP to the children, using the VIPP Information Sheet. Fill in a set of VIPP Clue Cards with the information for your VIPP. If desired, you can even have the actual person come into class for the children to meet.

Need help describing what someone does for the church in a kid-friendly way? Click on the list of common VIPPs and how to describe what they do to kids. See if your VIPP is one of these. It may save you some time.

2. PRAY!

Lead the children in praying for the VIPP. Ask the children if they would like to pray for one of the VIPPs prayer requests. Even non-readers can pray for the VIPP if you whisper the prayer request in their ear, then let them say it aloud. Never force a child to pray!

3. CHOOSE AN ACTIVITY

There are two activities you can use to help the children learn about the VIPP:

VIPP Clue Cards: These are 9 coloring sheets in which children fill in the 9 things they learn about the VIPP from the VIPP Information Sheet. Photocopy a set of each child. Use as few or as many of these Clue Cards as you desire.

VIPP Game: This is a game that uses a set of Clue Cards for one or two VIPPs.

Choose a VIPP and fill in his/her information on the VIPP Information Sheet. Fill in a set of VIPP Clue Cards with the information for your VIPP. Tell the children about the VIPP, having them fill in the VIPP Clue Cards with the key facts as they learn them. Write any words the children need to write on a white-board or other piece of paper so they can see how to spell them. Help younger children write these words on their clue cards. Ideas for how to tell the children about many common VIPPs are listed at praisefactory.org with the resources for this Bible Truth.

Optional TAKING IT TO OTHERS Activity: Introduce and Pray for the VIPP

If you are presenting the VIPP to other children or parents you can assign children to hold up the 10 clue cards and say what each card tells about the VIPP. (Or, you can have the children hold them up as you tell what each one means.) Then lead the children in praying for the VIPP.

Game: Picture Run

Materials

Information for two VIPPs

2 Sets of Clue Cards

Tape

Different color construction paper for each picture.

Preparing the Game

1. Fill in one set of clue sheets for each VIPP you are using.
2. Put all the Clue Cards in a bag, except for the ones with the names and pictures of the VIPPs.
3. Use tape to put up the pictures of each VIPP on a piece of construction paper. Tape each up in a different location/wall around the room.

Playing the Game

Reveal: Tell the children about the VIPPs, showing them your filled-in clue cards as you tell about them.

Review: Put the Clue Cards for the VIPPS put in a bag. Mix up. Have children stand together in middle of the room. Tell them that you will pull out a clue card, show it to them, and they are to run to the picture of the person who it belongs to. Give them the answer after everyone has run to their guessed person. Continue until all clues have been used up. (If you have a slick floor, you may want to avoid running. Make it fun by giving them a different way to go to each picture, such as skip or hop.)

VIPP INFORMATION SHEET

VIPP NAME:

WHAT VIPP LOOKS LIKE

Man or Woman? _____

Hair color? _____

Eye color? _____

FAVORITE ANIMAL

FAVORITE FOOD

FAVORITE FREE TIME ACTIVITY

WHAT VIPP DOES DURING WEEK

VIPP GROUP OF SERVICE:

Church Member

Deacon

Elder

Church Staff

Special Volunteer

Supported Worker
(Missionary)

3 WAYS VIPP SERVES CHURCH

3 WAYS TO PRAY FOR THE VIPP

BIBLE TRUTH 6, LESSON 3: PLANNER/OVERVIEW

GETTING STARTED: Welcome and Opening Songs (*introduce unit and get kids moving with these songs*)

Welcome to Praise Factory: PFI: Praise Factory Investigators Theme Song *PFI NIV Songs 8, Track 1*

Rules to Help Us Worship God and Love One Another: WoGoLOA Classroom Rules Song
PFI NIV Songs 8, Track 2

Big Question Under Investigation: Big Question 8 Songs *PFI NIV Songs 8, Tracks 3,4*

Big Question Bible Verse: 1 Chronicles 16:34 Song *PFI NIV Songs 8, Track 5*

DIGGING DEEP DOWN: Key Concept and Story (*introduce the Bible Truth and tell the related story*)

Bible Truth 6: God Will Never Stop Loving His People

Bible Truth Hymn: The King of Love, v.6 *PFI NIV Songs 8, Track 19*

Bible Verse: Romans 8:31-32,35,37-39

Bible Verse Song: Who Shall Separate Us? *PFI NIV Songs 8, Track 20*
Extra Bible Verse Song: I Will Betroth You to Me Hosea 2:19 PFI NIV Songs 8, Track 21

Lesson 3 New Testament: The Case of the Forward-Lookers *Acts 17,18; 1 and 2 Thessalonians*

TAKING ACTION: Response Activities (*choose from among these activities*)

Snack and Discussion Planner: Rods and Raised Bodies

ACTS Prayer: Prayer Sheet

Bible Truth Review: Discussion Questions and Game: Circle and Cross

Bible Truth Hymn: The King of Love, v.6 *PFI NIV Songs 8, Track 19*
Song, Sign Language and Song Game: Pass the Secret Sign **PFI NIV Songs 8 BOOK or ONLINE**

Bible Verse Review: Romans 8:31-32,35,37-39 Discussion Sheet and Game: Frisbee Toss

Bible Verse Song: Who Shall Separate Us? Romans 8:35,38-39 *PFI NIV Songs 8, Track 20*
Song, Sign Language and Song Game: Mimic Me! **PFI NIV Songs 8 BOOK or ONLINE**

Story Review: Discussion Questions and Game: Balloon Volleyball

Case Replay, Jr: Drama Activity for Youngest Children (children do same story actions together)

Case Replay, Sr: Drama Activity for Most Children (children re-tell story with individual parts)

Craft: Bad Guys

VIPP (Very Important Prayer Person) Prayer Time: Coloring Sheets (back of book) & Game: Crabbin' Around

TAKING IT HOME: Take Home Sheet for Review and Family Devotions

PFI Pronto: Bible Truth 6, Lesson 3 **PFI NIV Prontos 8 BOOK or ONLINE**

The Case of the Forward-Lookers *Acts 17,18; 1 and 2 Thessalonians*

by Connie Dever

Our story is: The Case of the Forward-Lookers. As you listen to the story, see if you can figure out:

1. Who were the Forward-Lookers? What were they going through that was hard?
2. What were they looking forward to? How did this help them with what they endured?

This story takes place in New Testament times, about 15 years after Jesus rose from the dead and went to heaven.

How hard the last, few years had been! Full of traveling and troubles for Paul, Silas and Timothy! They had been traveling through Galatia sharing the good news of Jesus and visiting the little churches of Lystra, Derbe, Iconium and Pisidian Antioch. They made plans to go next to Bithinia.

But one night in Troas, God changed Paul's plans. In a vision, Paul saw a man not from Asia but Macedonia standing before him. The man spoke to him "Come over to Macedonia and help us," he begged.

Paul felt sure this from the Lord. The next morning, Paul told his friends: "Luke, Timothy, and Silas, we're not going west to Bithinia anymore. The Lord wants us to go east to Macedonia instead."

So off they went. They sailed from Troas across the Aegean Sea to Neapolis, a seaport in Macedonia. From there they set out walking the Via Egnatia, the Roman highway connecting the cities of Macedonia.

Paul, Silas, Timothy and Luke stopped first at Philippi, then Thessaloniki, then Berea. At each city, Paul preached the good news of Jesus to gatherings of Jews and God-fearing Greek and Romans at the Jewish Sabbath worship services. Paul and his friends rejoiced as many in Macedonia repented of their sins and trusted Jesus as their own Savior.

But not everyone was happy about these new Christians--and this is where the troubles came in! Most of the Jews, Greeks and Romans rejected the gospel of Jesus...and would do most anything to stop Paul and his friends from sharing it with others. So in Philippi, Paul and Silas beaten with sticks on their bare backs, then put locked up in chains and thrown in prison.

In Thessaloniki, an angry mob of Greeks and Jews beat upon the door of Jason's house, demanding Paul

and Silas be handed over to them for punishment. The crowd wanted to silence their teaching that Jesus was the Son of God who reigned in heaven as king and one day would return to set up His everlasting kingdom. The Jews thought it dishonored God to call Jesus His Son. The Greeks and Romans thought it dishonored Caesar to call Jesus King. Not able to find Paul, the crowd grabbed Jason and some of the other believers to punish in their place. Paul and his friends hid out until dark then slipped out of Thessaloniki.

Things were no easier for them in Berea. Jews who stirred up trouble in Thessaloniki came there to stir up the Bereans against Paul, too. Paul was only able to get out of Berea alive with a special escort of men who sneaked him out of town and took him all the way down the coast to leave the country.

Was this what it meant to "help" the Macedonians, as the Lord had told Paul in his vision? Did Paul begin to doubt whether it was such a good idea to go to Macedonia? Yes, many Macedonians had been saved from their sins, but now they also were being hurt by enemies. Was it really worth it?

Paul knew that it was. It was true that the lives of Christians were often filled with trials and persecutions. If this life was all there was, then Christians should be pitied for spending it suffered for Jesus like this. Yet Paul knew this life wasn't all there was! No! There was so much more to life than just this earthly life! There was a whole FOREVER with Jesus waiting for believers after they died. The Jews might not like to hear it, but Jesus really was the Messiah, the Son of God. He really did die on the cross for their sins. He did rise from the dead and now reigns in heaven. The Romans and Greeks might not like to hear it, but one day Jesus really would come

Story-telling Tips

Ahead of time:

1. Read the Bible verses and story. Pray!
2. Create story cue cards on index cards (or highlight text).
3. Practice telling story dramatically, timing your presentation. Shorten, if necessary to fit your allotted time.
4. Decorate area with story props that help bring your story alive.

During your presentation:

1. Maintain as much eye contact as possible as you tell the story. Point to/use props at important points in the story. Include the kids in your story with a few questions about what they think will happen or words/concepts that might be new to them.
2. Watch the kids for signs that their attention span has been reached.

back and right all wrongs. He would put an end to all evil. Then, in the new heavens and earth, Jesus would set up His kingdom where His people would praise Him and know His love forever. Yes, there might be suffering in this life for Paul and these new believers, but it would not be forever. God was faithful and He would do all He had promised. A Forever of love awaited them. This is what Paul thought about as he and the other Christians faced these trials. He would press on, looking forward to that day. He would pray that the little churches of believers back in Berea, Philippi and Thessaloniki would, too.

Paul and his friends left Macedonia and traveled on to Greece where there were thousands more who needed to hear about Jesus. Even so, Paul and his friends could not forget the Macedonians. "How were they doing? Were they suffering for believing in Jesus? Were they holding on to their faith in Him?"

At last, Paul could stand it no longer. He just had to hear something. "Silas, I want you to go back to check up on the Philippians and the Bereans. Timothy, will you go back to Thessaloniki? Check up on the believers and bring word back to me down there," Paul urged them. Timothy and Silas were happy to go. They left and headed back over to Macedonia.

Weeks passed. Paul kept telling the good news of Jesus in Greece, but he eagerly awaited Timothy's and Silas' return. At last Silas returned from Philippi. The believers were doing well and were growing in godliness and love for each other. Their sufferings had not caused them to turn away from their faith in Jesus. Paul was so happy!

Then Timothy brought news from Thessaloniki. The Thessalonian believers had suffered a lot. Some had even died. They had many fears. Some were afraid that believers who did die before Jesus came back would miss out on the good things He promised. Others were afraid that Jesus had already come back and they had missed Him completely. But despite all their suffering and their fears, the LORD had kept them strong in their faith in Jesus.

The three friends praised God together. How faithful God had been to His people in those little churches of Macedonia! They needed help and encouragement,

by God's grace they stood firm in the faith. In first one letter and then another, Paul, Silas and Timothy wrote words of encouragement to the Thessalonian believers:

"From Paul, Silas and Timothy:

To the church of the Thessalonians:

"Ever since we left you, we've been wondering how you were doing. We were afraid that you might have stop believing in Jesus and encouraged that you are standing strong in your faith.

"Don't be discouraged about your sufferings. These are expected in this life. Don't worry that Jesus has already come or that those of you who have already died will miss out on anything the LORD has prepared for His people. On the day He comes, you won't be able to miss Him! Jesus will come down from heaven with a loud command with the voice of the archangel and with the trumpet call of God. The dead in Christ will rise from the dead first; then we who are still alive and are left will be caught up together with them in the clouds to meet Him in the air."

"You might be suffering now, but it won't be for forever. For on that day, Jesus will right all wrongs and put an end to all evil once and for all. Then, in the new heavens and earth, He will set up His kingdom where His people will praise Him and enjoy His love forever."

"May God Himself completely prepare you for that day of Jesus' coming! The One who calls you to live and even suffer for Him is faithful. He will do it!"

"Read this letter to all the believers so that may be encouraged. We hope to visit you soon.

Paul, Silas, and Timothy"

What happened next to the Thessalonians believers? There's really only two things we know: for many years to come, the Thessalonian believers were known among the churches for enduring their sufferings with a deep love for God and a strong faith in Jesus. And best of all, we know that after each and every one of them died, they went to be with Jesus where they are praising Him and enjoying His love forever even now!

Cracking the Case:

It's time to answer our Case Questions.

1. Who were the Forward-Lookers? What were they going through that was hard? The Christians in Thessaloníki and Paul. They were suffering for being Christians.

2. What were they looking forward to? How did this help them with what they endured? The day when they would go to be with God in heaven. There would be no suffering then. They would enjoy His presence and His love in a far deeper way forever. Knowing that God had a purpose in their suffering now and gave them promises of this wonderful life forever with Him, they kept on loving God and enduring whatever He, in His wisdom and love, allowed.

Something For You and Me

Our Bible Truth is: God Will Always Love His People

Our Bible Verse is: Romans 8:31-32,35,37-39

"If God is for us, who can be against us? He who did not spare his own Son, but gave him up for us all--how will he not also, along with him, graciously give us all things? Who shall separate us from the love of Christ? Shall trouble or hardship or persecution or famine or nakedness or danger or sword?...No, in all these things we are more than conquerors through him who loved us. For I am convinced that neither death nor life, neither angels nor demons, neither the present nor the future, nor any power, neither height nor depth, nor anything else in all creation, will be able to separate us from the love of God that is in Christ Jesus our Lord."

What about you and me? We don't know what we may face in this life. if we are God's people—those who have turned from our sins and trusted in Jesus as our Savior. there may be days when we may face suffering for believing in Jesus.

But if we are God's people, we know that God loves us and cares for us. We know there is nothing that can separate us from the love of God in Christ. He will bring us through everything we might have to go through in this life, and then bring us into His kingdom where we will praise Him and enjoy His love forever and ever. Our God is faithful. He will do it.

Let's praise God for faithfully loving His people forever and ever. Let's ask Him to help us to trust Him with our lives and rejoice even if there is suffering and hard times ahead for us. Let's ask Him to help us to

look forward to the day when His people will enjoy His love forever. That can be us, too, if we turn from our sins and trust in Jesus as our Savior!

Close in prayer.

Closing ACTS Prayer

A God, we praise You for being the Worker of Your people's good and Your glory, even in the hardest things that happen to them.

C God, we confess that we are tempted to lie instead of trusting You, God, when we are afraid of punishment, like Joseph's brothers did. We need a Savior!

T God, we thank You for always being true to Your promises and always working out Your good purposes.

S God, work in our hearts! Help us to turn away from our sins and trust Jesus as our own Savior. Help us to faithfully tell others about You and endure even hard things so that others might hear the good news of Jesus. Help Your people all over the world who even today are enduring hard things because they believe in You. Give them courage! Help them to look forward to the day when their suffering will end and they will be with You forever!

ACTS PRAYER ACTIVITY

Use this sheet to write down your ACTS Prayer

Instructions:

Use this sheet to help the children apply the Bible Truth into a prayer. You can use the ACTS provided or even better, have the kids think of their own applications. Also have the children add their personal requests to the prayer, too. Lead the children in the prayer or let them pray sections, with your help. Never force a child to pray! Non-readers can participate by you whispering a section of the prayer into their ear and allowing them to pray it aloud for the group.

ADORATION:

God, we praise You for loving Your people forever with Your "hesed" steadfast love.

God, we praise You for being.....

Add your own Adorations:

CONFESSION:

God, we confess that we are rebellious sinners who don't deserve Your forever love, but really Your forever punishment. We need Jesus to be our Savior.

God, we have sinned against You....

Add your own Confessions:

THANKSGIVING:

Thank You, God for offering Your forever love to us through Jesus, when we confess our sins and trust Jesus as our own Savior

God, we thank You for...

Add your own Thanksgivings:

SUPPLICATION:

God, work in our hearts, that we might turn away from our sins and trust in Jesus as our Savior. Be our Heavenly Father! Make us Your adopted children who You will love forever and ever.

God, we need Your help...

Add your own Supplication:

SNEAKY SNACK

Can you figure out how this snack ties in with our case?

Snack: Rods and Raised Bodies

Pretzel stick “rods” like what Paul and Silas were beaten with in Philippi and/or Teddy grahams covered up with a sprinkling of graham cracker crumbs to remind them of the dead Thessalonian believers whose bodies would be raised up to meet Jesus when He comes back.

This is only a suggestion. Feel free to modify. Be mindful of allergy issues among your children!

Case Tie-in: Many believers suffered for their faith. Paul and Silas were once beaten with rods. Others suffered by losing their jobs and even their lives. Paul encouraged these believers, telling them to keep looking forward to the day Jesus would come back. On that day, He will bring all their suffering to an end. All those who have died, He will raise their bodies to life. They will live forever happy with them. It will make their suffering worth it all!

SOUL FOOD

Food for thought during snack time

1. What does the snack have to do with the story?

Choose a few questions from the other activity discussion sheets to talk about during this snack time.

2.

3.

4.

5.

6.

7.

Directions: Read and discuss Bible Truth, using a FEW of the questions. Play game. Feel free to modify the game to fit your children.

God Will Never Stop Loving His People

Our love for others often changes. Sometimes it is strong; sometimes it is weak. Sometimes it fades away completely. God's love for His people never changes. The Bible calls God's love "hesed:" steady love and kindness, flowing out to sinful people who don't deserve it.

God loved His people before they were created. He kept on loving them when they rebelled against Him. And He chose to send His dear Son, Jesus to save them from their sins. God will go on loving them forever and ever.

Why does God's love for His people never change? It's not because His people are so good and lovable. It's because God loves His people through Jesus, the perfect Son of God, who died for their sins. With His blood, shed on the cross, Jesus made a covenant—a forever promise—with God, His Father. His blood would be the perfect payment for the sins of God's people. He took God's punishment for their sins so they didn't have to bear it themselves.

Because of Jesus, God would forgive them and love them forever. Praise God for sending Jesus! He is why God will never stop loving His people.

Understanding the Bible Truth

1. What is our love for others like? *It often changes. Sometimes it's strong. Sometimes it is weak. Sometimes it fades away completely.*
2. What is God's love for His people like? *It never changes.*
3. What special word does the Bible use for God's love? *"Hesed."*
4. What does it mean? *"Hesed" means steady love and kindness flowing out to sinners who don't deserve it.*
5. Did God love His people before they were created? *Yes.*
6. Did God love His people even when they rebelled against Him? *Yes.*
7. Who did God send to save His people from their sins? *Jesus.*
8. How long will God go on loving His people? *Forever.*
9. Does God's love never change for His people because they are so good and lovable? *No.*
10. What do God's people deserve instead of God's love? *His punishment for their sins.*
11. Why does God's love for His people never change? *It is because God loves His people through Jesus.*
12. What did Jesus do so that God would love His people forever? *He shed His blood on the cross to forgive their sins and make a forever promise with God to always love them.*

Bible Verse Connection Question

1. What does our Bible Truth have to do with our **Bible Verse: Romans 8:31-32,35,37-39**: "If God is for us, who can be against us? He who did not spare his own Son, but gave him up for us all—how will he not also, along with him, graciously give us all things? Who shall separate us from the love of Christ? Shall trouble or hardship or persecution or famine or nakedness or danger or sword?...No, in all these things we are more than conquerors through him who loved us. For I am convinced that neither death nor life, neither angels nor demons, neither the present nor the future, nor any power, neither height nor depth, nor anything else in all creation, will be able to separate us from the love of God that is in Christ Jesus our Lord."?

God's people may have to go through some very hard things in this life. They may face some very powerful enemies, such as sin in their hearts, people who want to stop believing in Jesus, and even temptations and troubles from Satan, the enemy of God. But they know that none of these things will separate them from God. He has always loved them and will always love them. He will be with them as they go through the hard things and one day, He will bring them into heaven to live perfectly happy in His presence forever.

Bible Truth Story Connection Questions

1. How did Paul, Timothy and Silas deal with the sufferings they went through as they shared the good news of Jesus? *By remembering that their sufferings were nothing compared with being with God and enjoying His love forever.*
2. How did Paul, Timothy and Silas encourage the Thessalonian believers about those believers who had died already? *God's love for them didn't stop or change just because they had died. He had the same good plans for them. They would not miss out on any blessings when Jesus came back. They would be the first to rise to meet Jesus when He returned. They would go on to live with Him forever, just like the believers who were still alive. They would enjoy God's love forever.*

Life Application Questions

1. How has God shown us His hesed love? *He has let us hear the good news of Jesus that we might turn from our sins and trust in Him. And, if we have, He has promised to keep on loving us as His people and lavish us with a wonderful inheritance when we die and go to be with Him forever.*
2. How can God's people know that God will always love them, even though they are still sinful? *Because God's love isn't based on how good they are, but on what Jesus has done for them.*

ACTS Questions

1. What is something we can praise God for because of this Bible Truth?
God, we praise You for loving Your people forever with Your "hesed" steadfast love.
2. What are sins we can confess to God because of this Bible Truth?
God, we confess that we are rebellious sinners who don't deserve Your forever love, but really Your forever punishment. We need Jesus to be our Savior.
3. What is something we can thank God for because of this Bible Truth?
Thank You, God for offering Your forever love to us through Jesus, when we confess our sins and trust Jesus as our own Savior
4. What is something we can ask God for because of this Bible Truth?
God, work in our hearts, that we might turn away from our sins and trust in Jesus as our Savior. Be our Heavenly Father! Make us Your adopted children who You will love forever and ever.

The Gospel

1. How can we become one of God's people, forever loved by God? What is the gospel?
God is the good Creator and King of the world. He made people to worship Him and live by His good laws. But we are all sinners who have rebelled against Him. We all deserve death--God's just, eternal punishment for our sins. How terrible! But God has good news for us. In His great mercy, God sent His Son Jesus to earth to save sinners. Yes, Jesus, the perfect Son of God, left His home in heaven and became a man. He lived the perfect life that pleases God. (He's the only one who has ever done that!) He offered it up to God His Father as the perfect sacrifice for sins when He suffered and died on the cross. Then, on the third day, Jesus rose from the dead in victory. He had fully paid for the sins of God's people, so they wouldn't have to! Now all who turn away from their sins and trust in Jesus as their Savior will receive forgiveness of sins and eternal life with God. They will be His very own special people who will know Him and enjoy Him forever. We can be God's people, too, if we turn from our sins and trust in Jesus as our own Savior.

Game: Circle and Cross

Materials

Beanbags, 1 per child
Masking Tape
Bible Truth Questions

Preparing the Game

1. Choose 20+ questions for your game from the Bible Truth Discussion Questions, or make up your own.
2. Write the Bible Truth questions on small thin strips of paper (or make a photocopy of the Bible Truth Discussion Questions and simply cut them into strips) and put them in the bag/bowl.
3. Tape a circle about 2' in diameter on the floor. Tape a large X in the middle of it.
4. Mark one team's set of beanbags with a small piece of masking tape or other distinguishing mark.

Playing the Game

Divide the children into two teams, giving the members of each team a beanbag of the same color or marking. Have all the children stand outside of the circle, about 6' back. At your signal, have the children toss their beanbags into the circle, trying to make them land on the taped X. Count up the beanbags for each team that landed on it. That's how many points their quiz question is worth. Choose a question for each team from the bag/bowl. If a team gets it wrong, the question goes to the other team for 1 point, if they can get the correct answer. Gather up the beanbags and continue play.

Game continues as number of questions, time, and attention span allow.

Non-competitive Option

Set a target number of points for the whole group. Challenge the children to see how many turns it takes score the target number of points. Once the target has been reached, start the game over and see how many turns it takes to reach the target the second time.

Optional TAKING IT TO OTHERS Activity: Quiz Questions

Have the children choose a few of the questions from the game to ask the parents/other children during TAKING IT TO OTHERS time. Help pre-readers by whispering the question in their ear and letting them ask it aloud to the parents/other children. Make sure you read the Bible verse aloud before you ask your questions.

Directions:

1. Write words to song in large print before class.
2. Play the song for the children, helping them follow along on the song sheet.
3. Discuss the song, using a few questions from the discussion sheet. *Don't use them all!*
4. Introduce sign language for key words of your choice from sign language sheet for your song. Use as few or as many as you think the children can learn.
5. Sing and sign the song. Sign language as well as large format lyrics and sheet music are found in the PFI Unit Songbook or online.
6. If desired, play the Song Game.

Optional TAKING IT TO OTHERS Activity: Presenting and Singing the Song

1. Sing and sign the song, encouraging the watching children/parents to join in.
2. Ask the class some of the questions listed below. The Bible Truth Connection Question is particularly good to help them understand how the song ties in with the Bible Truth.

The King of Love

Verse 6

And so through all the length of days
Thy goodness faileth never.
Good shepherd may I sing Thy praise
Within Thy house forever.

Listen to it on PFI NIV Songs 8, Track 19

Understanding the Song

1. What does "all the length of days" mean? *All the days of our life.*
2. What never fails through all the length of days? *God's goodness towards His people.*
3. Who is the "good shepherd"? *God is.*
4. To whom is God like a good shepherd? *His people.*
5. Who are God's people? *All who turn away from their sins and trust in Jesus as their Savior.*
6. Can we become God's people? *Yes, when we turn away from our sins and trust in Jesus as our Savior.*
7. How does God act like a good shepherd towards His people? *Sheep need constant watching or else they will get lost or hurt or even eaten by hungry wild animals. A good shepherd is always with His sheep, looking out for their good. He never leaves them. He always protects them. He is even willing to give up his life to keep them safe. God constantly is near His people. He always takes care of them. Jesus even was willing to give up his life to save them.*
8. What is the good shepherd's house? *Most of all, this a picture of heaven, where God's people will be gathered to live with Him forever.*
9. What will be so wonderful about being in the good shepherd's house? *Being in close fellowship with God in His presence in heaven. There is nothing better than this!*
10. What do God's people want to do in the good shepherd's house forever? Why? *Sing God's praise because of how good He is to them and how wonderful is His love.*

Bible Truth Connection Question

1. How does this song relate to our **Bible Truth: God Will Never Stop Loving His People**? *God's people praise God for being the King of love. They delight in having Him as their king because all that He does comes from His heart of love for them that will never end or fail. God takes care of His people like a good shepherd cares for his sheep. Sheep are very stupid and need someone to take care all of their needs or else they will die. God promises to always be with His people, taking care of them throughout their whole length of days--their whole lives. And He will go on caring for them even after they die. He will take them to live with Him in heaven forever. How wonderful that will be! No wonder God's people want to sing His praise forever! We can become God's people when we turn from our sins and trust in Jesus as our Savior.*

Story Connection Question

1. How does this song relate to today's story? *Even though the believers in Thessaloniki had faced hard times and would face even more, Paul, Silas and Timothy urged them to remember that the goodness of the Lord, their good shepherd would never fail. He would always take care of them. He would always help them. They urged these new believers to remember that Jesus would come back and bring them and all of His people home to heaven to be with Him forever.*

Bible Connection Question

1. What does this hymn have to do with our Bible Verse: **Romans 8:35,37-39**: "If God is for us, who can be against us? He who did not spare his own Son, but gave him up for us all--how will he not also, along with him, graciously give us all things? Who shall separate us from the love of Christ? Shall trouble or hardship or persecution or famine or nakedness or danger or sword?...No, in all these things we are more than conquerors through him who loved us. For I am convinced that neither death nor life, neither angels nor demons, neither the present nor the future, nor any power, neither height nor depth, nor anything else in all creation, will be able to separate us from the love of God that is in Christ Jesus our Lord."?

God's people know that the LORD is their loving King who will always be with them all the days of their lives and throughout eternity. Nothing will ever separate them from His love for them in Christ. Just like a good shepherd, He takes care of all their needs. He took care of their greatest need by sending Jesus to die on the cross to save them from their sins. God's people look forward to the day when they will dwell with God forever in heaven. There, they will sing praises to Him for being their loving King who always cared for them perfectly...and always will. His goodness to them has never failed and it never will!

ACTS Questions

1. What is something we can praise God for from this hymn?

Praise God for being the King of Love who loves and cares for His people perfectly.

2. What are sins we can confess to God from this hymn?

That we have rebellious hearts who many times do not want to follow the LORD, even though He is the good and loving King of the world. We need a Savior!

3. What is something we can thank God for from this hymn? *We can thank God sending Jesus to save His people from their sins. We can thank Him for ways we have seen Him care for our needs, even this past week.*

4. What is something we can ask God for from this hymn?

That God would work in our hearts that we might turn from our sins and trust Jesus as our Savior. We can ask Him to be our shepherd and help us to follow Him all the days of our lives.

Life Application Questions

1. How can our lives be affected by the message of this song? *We can praise God for being the Good Shepherd of His people. We can ask Him to make us His people, giving us faith to turn from our sins and trust in Him. We can ask Him to help us to trust Him as the Good Shepherd that He is.*

Gospel Question

1. How can we know God's unfailing goodness all the days of our life? How can we go to live with Him in heaven? What is the gospel?

God is the good Creator and King of the world. He made people to worship Him and live by His good laws. But we are all sinners who've rebelled against Him. We all deserve death--God's just, eternal punishment for our sins. How terrible! But God has good news for us. In His great mercy, God sent His Son, Jesus to earth as a man to save sinners. He lived the perfect life that pleases God. (He's the only one who's ever done that!) He offered it up to God His Father as the perfect sacrifice for sins when He suffered and died on the cross. Then, on the third day, Jesus rose from the dead in victory. He had fully paid for the sins of God's people, so they wouldn't have to! Now all who turn away from their sins and trust in Jesus as their Savior will receive forgiveness of sins and eternal life with God. They will be His very own special people who will know Him and enjoy Him forever. We can be God's people, too, if we turn from our sins and trust in Jesus as our own Savior.

Song Game: Pass the Secret Sign

Materials

Sign Language signs used in song, particularly choose words with important meanings you want the children to learn, such as “grace”, “redeem”, etc.

Bag or bowl

Blindfold

Preparing the Game

1. Cut out signs and put in bowl.

Playing the Game

1. Practice the song and signs until the children know them well.
2. Have all the children stand in a tight circle, except one, “It,” who will stand in the middle of the circle, blindfolded.
3. Have the children in the circle to put their hands behind their backs. Choose a sign from the bag and hand to a child in the circle, still keeping hands behind their backs, not looking at the sign.
4. When “It” says “Pass the Secret Sign”, the children will begin to pass the sign around behind their backs.
5. When “It” says “Stop the Passing!” the child who has the sign freezes with the sign behind his back.
6. The child with the sign brings it around and looks at it. You can help the child practice the sign.
7. Then take the blindfold off of “It”, watch the child with the card do the sign, then have “It” guess the name of the sign. (If desired, “It” can ask another child in the circle for help with their guess.)
8. The holder of the sign then becomes “It.” Sing the song with all the signs, then repeat.

choose a FEW questions for discussion, then choose the game and/or music activity

Meditation Version: Romans 8: 31-32,35,37-39

"If God is for us, who can be against us? He who did not spare his own Son, but gave him up for us all--how will he not also, along with him, graciously give us all things? Who shall separate us from the love of Christ? Shall trouble or hardship or persecution or famine or nakedness or danger or sword?...No, in all these things we are more than conquerors through him who loved us. For I am convinced that neither death nor life, neither angels nor demons, neither the present nor the future, nor any power, neither height nor depth, nor anything else in all creation, will be able to separate us from the love of God that is in Christ Jesus our Lord."

Alternate Memory/Games Version: Romans 8:38-39

"For I am convinced that neither death nor life...neither present nor the future...nor anything else in all creation, will be able to separate us from the love of God that is in Christ Jesus our Lord."

Understanding the Bible Verse

1. Who or what can be strong enough to defeat God's people? Why? *No one or nothing! This is because God is for them.*
2. What does it mean for God to be "for" His people? Does this mean they will never face anything hard or suffer? *No. It does not mean they will not suffer or face anything hard. It means that God is stronger than anyone or anything they will face. He will always help them when they suffer. And, He will only let them suffer, as is for their good and His glory. And, He is always working in all things for their good.*
3. Who did God not spare in order to save His people? Why does this tell us that God will graciously give His people everything else they need? *Jesus is God's dear, beloved Son. No one means more to Him than Jesus. But, God loved His people so much that He was even willing to send this dear Son to suffer and die in their place. If He was willing to do this greatest act of love, there is no question that He loves them enough to give them everything else they need.*
4. Who is Christ? *Christ is the Greek word for Messiah, the special one sent from God to save His people. Jesus is the Christ.*
5. What does it mean to be separated from the love of Christ? *To be some place or faced with some situation where God's loving plan for His people through Jesus will fail.*
6. Who is the "us" and "we" in which nothing can separate them from the love of Christ? *God's people, all who turn from their sins and trust Jesus as their Savior.*
7. What kinds of things cannot separate God's people from the love of Christ? *Trouble, hardship, persecution, famine, nakedness, danger, the sword, death, life, angels, demons, the present, the future, any power, height, depth, anything else in all creation. NOTHING!!!*
8. What does "height" and "depth" mean? *It's not really talking about how high something is or how deep it is. Back in the days when Paul wrote this letter, these words were special words used about stars. "Height" (hupsoma) meant the highest point in the night sky a star reached and "depth" (bathos) meant the lowest point in the night sky a star reached. What Paul is saying is there is nothing from the highest point in space to the lowest point in space that can separate God's people from the love of Christ.*
9. Why is it so comforting to God's people to know that none of these very difficult things can separate them from the love of Christ? *They can know that God's loving plan for them in Christ will never fail, no matter what they face, no matter when it happens. God's love will be victorious for them forever.*

Bible Truth Connection Question

1. What does this verse have to do with the **Bible Truth: God Will Never Stop Loving His People?** *God's people may have to go through some very hard things in this life, but they know that none of these things will ever separate them from God. He has always loved them and will always love them. He will be with them, helping them through them all, to the very end. And one day, God will bring them into heaven where they will enjoy His love and the delight of His presence forever.*

Story Connection Questions

1. How does this verse relate to our story? *The new believers in Thessaloniki faced many hard times. Some even died for their faith. Some of them were afraid that those who died would miss out on some of the blessings Jesus would give His people when He returned. Some of them were worried that Jesus had already come back and not taken them. Paul, Silas and Timothy encouraged them that they had not. Nothing could separate them from the love of God in Christ—not even death. They did not need to worry that Jesus had come back and not taken them. He loved them and nothing could separate them from that love. He would surely come for them.*

Life Application Questions

1. What can God's people remember as they go through hard things? *That nothing can separate them from the love of Christ. No matter how hard or sad is what they have to go through, they can know they aren't going through it because God's love or plans have failed, but as part of it. And, they can know He is with them, helping them and giving them strength.*
2. How can we become God's people? *By turning from our sins and trusting in Jesus as our own Savior.*

ACTS Questions

1. What is something we can praise God for from this Bible Verse?
Praise God for loving His people so much that nothing can ever separate them from His love.
2. What are sins we can confess to God from this Bible Verse?
That we sometimes get angry at God when we see His people go through hard things. We act like He has stopped loving them.
3. What is something we can thank God for from this Bible Verse?
We can thank God that He will never let anything separate His people from His love. We can thank Him that His love is always stronger than even the hardest thing they go through.
4. What is something we can ask God for from this Bible Verse?
We can ask God to work in our hearts that we would want to turn away from disobeying Him and trust in this wonderful Jesus as our own Savior. We can ask Him to help us know more and more of His love, even when we go through very hard things.

The Gospel

1. How can we become God's people, those who are never separated from God's love? What is the gospel?
God is the good Creator and King of the world. He made people to worship Him and live by His good laws. But we are all sinners who have rebelled against Him. We all deserve death--God's just, eternal punishment for our sins. How terrible! But God has good news for us. In His great mercy, God sent His Son Jesus to earth to save sinners. Yes, Jesus, the perfect Son of God, left His home in heaven and became a man. He lived the perfect life that pleases God. (He's the only one who has ever done that!) He offered it up to God His Father as the perfect sacrifice for sins when He suffered and died on the cross. Then, on the third day, Jesus rose from the dead in victory. He had fully paid for the sins of God's people, so they wouldn't have to! Now all who turn away from their sins and trust in Jesus as their Savior will receive forgiveness of sins and eternal life with God. They will be His very own special people who will know Him and enjoy Him forever. We can be God's people, too, if we turn from our sins and trust in Jesus as our own Savior.

Game: Frisbee Toss

Materials

Bible verse written up in large print so that all can see
1 or more Frisbees (or bean bag)
Masking tape
marker and paper
small container

Preparing the Game

1. Divide the verse into 5 to 10 sections and place a word/verse section in each section. Write point values on the word/verse section, higher points for a word near the beginning of the verse; lower points for a word closer to the end. Tape these down.

Learning the Verse

Some or all of your children may be non- or early readers. Teach the verse in sections, having them say it after you. Repeat a few times. Add clapping or other movement as they say it.

Directions

1. If desired, lead the children in a discussion of a **FEW** of the most important questions before beginning game.
2. Explain the game to them as follows:
Divide the children into two teams and sit down in line. Explain that everyone will say the verse together. Then a child from one team will come up and toss the Frisbee into a word section. The leader/group will say the verse up to that word. The child can then win total point values by completing the verse on his own, or have point values by asking a team member to help him. If they are unsuccessful, the other team will have a chance to complete it for the half point amount. Have whole group say verse together again, then choose a child from the other team to toss the Frisbee.

Game continues until all children get a turn, or as time and attention span allow.

Non-competitive Option

Don't split the children into teams. Have the children take turns throwing the Frisbee, letting the child or a child with a partner, say the rest of the verse on their own.

Optional TAKING IT TO OTHERS Activity: Quiz Questions

Have the children choose a few of the questions from the game to ask the parents/other children during TAKING IT TO OTHERS time. Help pre-readers by whispering the question in their ear and letting them ask it aloud to the parents/other children. Make sure you read the Bible verse aloud before you ask your questions.

Directions:

1. Write words to song in large print before class.
2. Play the song for the children, helping them follow along on the song sheet.
3. Discuss the song, using a few questions from the discussion sheet. *Don't use them all!*
4. Introduce sign language for key words of your choice from sign language sheet for your song. Use as few or as many as you think the children can learn.
5. Sing and sign the song. Sign language as well as large format lyrics and sheet music are found in the PFI Unit Songbook or online.
6. If desired, play the Song Game.

Optional TAKING IT TO OTHERS Activity: Presenting and Singing the Song

1. Sing and sign the song, encouraging the watching children/parents to join in.
2. Ask the class some of the questions listed below. The Bible Truth Connection Question is particularly good to help them understand how the song ties in with the Bible Truth.

Who Shall Separate Us?

Who shall separate us from the love of Christ?
 Who shall separate us from the love of Christ?
 Shall trouble? No! Shall Hardship? No!
 Persecution, famine, nakedness? No!
 Danger or sword? No!
 In all these things we are conquerors through Him who loved us.
 For I am convinced that neither death nor life,
 Nor anything else in all creation,
 Will be able to separate us from God's love in Christ Jesus our Lord.
 Romans Eight, thirty-five, eight and nine.

Listen to it on PFI NIV Songs 8, Track 20

Song Game: Mimic Me!

Materials

Sign Language
 Song

Preparing the Game

None.

Playing the Game

1. Practice the song and signs until the children know them well. Choose a person to be the leader and let them decide upon an action for everyone to do as they sing the song, such as jump on one foot, etc.
2. Sing the song while doing the chosen action.
3. Select another child to be the leader.
4. If desired, you can choose a different action for different important words in the song, such as jump on one foot when you sing the word "grace", but clap your hands when you sing the word "Jesus". Ask the children the meaning of each of the words before adding in their action.

Game continues as number of questions, time, and attention span allow.

STORY REVIEW

Directions: Read and discuss Bible Truth, using a FEW of the questions. Play game. Feel free to modify the game to fit your children.

General Story Questions

1. Why had Paul, Silas and Timothy been traveling in Galatia? *To visit the little churches of believers there.*
2. Why did Paul, Silas and Timothy decide to go to Macedonia instead of Bithinia, as they had planned? *The Lord gave Paul a vision of a man from Macedonia asking them to come over and help them. Paul knew that was what they were supposed to do.*
3. Paul, Silas and Timothy knew they were supposed to go to Macedonia, but was their time easy there? Why or why not? *It was not. In every city, they suffered for telling the good news of Jesus.*
4. What happened to them when they were in Philippi? *They were arrested, beaten on their bare backs with rods, cuffed with iron chains and thrown in prison.*
5. What happened to them in Thessaloníki? *An angry mob beat upon the door of Jason's house, demanding Paul and Silas be handed over to them for punishment. They had to sneak out of the city after dark.*
6. What in Paul's message made the Jews, Greeks and Romans in Thessaloníki so mad? *The crowd of Jews and Greeks hated that they taught Jesus was the Son of God who reigned in heaven as king and one day would return to set up His ever-lasting kingdom.*
7. What happened to them in Berea? *Jews from Thessaloníki followed them there and stirred up the people against them. Paul had to have a secret escort out of the city, down the coast and out of the country.*
8. Why did Paul send Silas and Timothy back to Macedonia when they were in Greece? *They were concerned about how the new believers were doing. Were they holding firm to their belief in Jesus? Were they suffering?*
9. What word did Silas bring about the Philippian Christians? *They were doing well.*
10. What word did Timothy bring back about the Thessalonian Christians? *They were standing firm, but they had suffered a lot. Some had even died for their faith. They were getting mixed up about Jesus coming back.*
11. How did Paul, Silas and Timothy comfort the Thessalonian Christians about their sufferings for Jesus? *One day Jesus would come back and right all wrongs. He would bring His people into His heavenly kingdom and they would enjoy His love forever.*
12. What did Paul, Silas and Timothy say would happen to believers that died before Jesus came back? *That they would be the first to rise and meet Jesus in the air.*
13. How did Paul, Silas and Timothy say that the Thessalonians believers would know when Jesus came back? *Jesus will come down from heaven with a loud command with the voice of the archangel and with the trumpet call of God.*

Bible Truth Connection Questions

1. What does this story have to do with our Bible Truth? *Paul, Silas and Timothy endured much suffering, knowing that one day it would be over and they would live with Jesus and enjoy His love forever.*

Bible Verse Connection Question

1. What does the story have to do with our **Bible Verse: Romans 8:31-32,35,38-39**: "Who shall separate us from the love of Christ? Shall trouble or hardship or persecution or famine or nakedness or danger or sword?...No, in all these things we are more than conquerors through him who loved us. For I am convinced that neither death nor life, neither angels nor demons, neither the present nor the future, nor any power, neither height nor depth, nor anything else in all creation, will be able to separate us from the love of God that is in Christ Jesus our Lord.?" *The new believers in Thessaloníki faced many hard times. Some even died for their faith. Some of them were afraid that those who died would miss out on some of the blessings Jesus would give His people when He returned. Some of them were worried that Jesus had already come back and not taken them. Paul, Silas and Timothy encouraged them that they had not. Nothing could separate them from the love of God in Christ—not even death. They did not need to worry that Jesus had come back and not taken them. He loved them and nothing could separate them from that love. He would surely come for them.*

Life Application Questions

1. How can thinking about God's forever love help God's people when they go through hard times or suffer for Jesus? *They can know that Jesus will come back and right all wrongs done to His people. They can think about how one day all their hard times and suffering for Jesus will be over and there will be nothing but enjoying God's love forever. That helps make are hard times and suffering seem not so long and worth it all*
2. How can we become God's people? *By turning away from our sins and trusting in Jesus as our Savior.*

ACTS Questions

1. What is something we can praise God for being that we learned in our story?
Praise God for being the Sustainer of His People, even through the hardest of times.
2. What is something we can confess as sin that we learned in our story?
Confess that many times we choose not to tell others the good news of Jesus, especially if we think they will make fun of us or harm us in some way.
3. What is something we can thank God for that we learned in our story?
We can thank God for promising to one day bring an end to sin and all the hard things His people go through in this life. We can thank Him for the promise of His people getting to live forever happy with Him in the new heavens and earth.
4. What is something we can ask God for that we learned in our story?
We can ask God to work in our hearts, helping us to turn away from our sins and trust Jesus as our own Savior. We can ask Him to help us to faithfully tell others about Him and endure even hard things so that others might hear the good news of Jesus. We can pray for people we know who are living in other parts of the world and enduring hard things there in order that people in those places might hear the good news of Jesus.

The Gospel

1. What was the good news of Jesus that Paul, Timothy and Silas told everywhere they went? What is the gospel?
God is the good Creator and King of the world. He made people to worship Him and live by His good laws. But we are all sinners who have rebelled against Him. We all deserve death--God's just, eternal punishment for our sins. How terrible! But God has good news for us. In His great mercy, God sent His Son Jesus to earth to save sinners. Yes, Jesus, the perfect Son of God, left His home in heaven and became a man. He lived the perfect life that pleases God. (He's the only one who has ever done that!) He offered it up to God His Father as the perfect sacrifice for sins when He suffered and died on the cross. Then, on the third day, Jesus rose from the dead in victory. He had fully paid for the sins of God's people, so they wouldn't have to! Now all who turn away from their sins and trust in Jesus as their Savior will receive forgiveness of sins and eternal life with God. They will be His very own special people who will know Him and enjoy Him forever. We can be God's people, too, if we turn from our sins and trust in Jesus as our own Savior.

Game: Balloon Volleyball

Materials

20+ balloons
small strips of paper
pen
Masking Tape
20+ Story Review Questions and other story review questions

Preparing the Game

1. Choose 20+ questions for your game from the Story Review Discussion Questions, or make up your own.
2. Write out each Story Review question on a small strip of paper. (Or photocopy the review questions and cut them apart). Roll it up and place it inside of the balloon. Inflate the balloon. Continue this process for each Story Review question. Make a line with masking tape across the middle of the playing area.

Playing the Game

Divide the children into two teams and have them spread out on each side of the masking tape line. Take one of the balloons and bat it out into the field of play. The children will bat it back and forth without letting it hit the floor. When it hits the floor, play stops and the team on the opposite side scores a point. The balloon is popped, the question is unrolled and read. The team who scored the point gets first try at answering the question. If they get it correctly, they get another point. If not, then the other team can try for a point. Play resumes by the leader batting another balloon out into the court.

Play continues as balloons last, or as time and attention span allow. The team with the most points at the end wins.

Non-competitive Option

Don't keep track of points. Encourage the children to see how many times they bat the balloon back and forth, counting out loud with each hit. When the balloon hits the floor, the leader pops the balloon and reads question for all to answer.

Optional TAKING IT TO OTHERS Activity: Quiz Questions

Have the children choose a few of the questions from the game to ask the parents/other children during TAKING IT TO OTHERS time. Help pre-readers by whispering the question in their ear and letting them ask it aloud to the parents/other children.

CASE REPLAY ACTIVITIES

Use this guide to review the Case Story and act it out for others to enjoy!

CASE REPLAY, JR: YOUNGEST CHILDREN

Description: The children will act out the story together, everyone doing the same action/sound effect at the same time. This activity is most suitable for kindergarteners.

Materials

The Case RePlay, Jr. script for younger children

Preparation

1. Read through the script and write in the blanks along the side possible actions/sound effects the children could do to act it out.

Instructions

1. Tell the children that they will be re-enacting the story together as you tell it.
2. As you read the script, lead the children in actions/sound effects to do with you.
3. If desired, you can read the script and stop at certain sentences and ask them what a good action/sound effect would be to act out what you just read.
4. Repeat the re-enactment one or two times more.

CASE REPLAY, SR: OLDER CHILDREN

Description: The children act out the story as a three-scene play. You will narrate it using the Case RePlay, Sr. script and they will act it out (no spoken words, for the most part), with each child assuming a different character's role. This activity is most suitable for first grade and up. You will review the story, then practice it a few times before performing it for others.

Materials

The Case RePlay, Sr. script
White board or other large format paper
Costumes and props

Preparation

1. Prepare for the play by choosing costumes and props for each character in the story. Decorate the area with any scenery props.
2. Write the words "Beginning," "Middle," "End" on a large piece of paper/whiteboard with plenty of space under each heading. You will use this paper to help the children think about the story as a three-scene play, as it is presented in the script.

Instructions

1. Tell the children that they will get to act out the story as a three-scene play, with a beginning, middle and end section. Tell them that before they can act it out, they need to think it out. as you narrate it with your script.
2. Take the children's answers as they recount the story, helping them put key incidents in the right order.
3. If desired, when they have filled in their Beginning, Middle, End, read through your whole (real) script, so they hear exactly what you will have them act out.
4. Then tell the children that it's time to practice acting out the story.
5. Assign parts to each child. If you are using costumes, do NOT give them out at this point. They will be a distraction.
6. Have all the children sit on the floor or in chairs on one side of the "stage," then call the characters up in place as their part in the story comes.
7. As you read the script, guide the children in where you want them to move or do to act it out.
8. After going through the whole script once, give out any costumes and props and act out the script once or twice more.

Optional TAKING IT TO OTHERS Activity: Re-enacting the Story

Read the script as the children act out together (younger) or assuming different roles (older) as the other children or the parents watch.

CASE REPLAY, JR--YOUNGER KIDS (KINDERGARTEN) P.2

Welcome to our play! The name of our story is: The Case of the Forward-Lookers.

Our story takes place in New Testament times, about 15 years after Jesus rose from the dead and went to heaven.

And now we present: "The Case of the Forward-Lookers."

Scene 1:

Paul, Silas and Timothy had been visiting the little churches in Galatia and were preparing to go to Bithinia next. But when one night in Troas, the Lord gave Paul a vision of a man from Macedonia to come to help them, they knew they were to go there instead. They caught a ship to Neapolis, then began walking the Via Egnatia that went by the biggest towns in Macedonia. Everywhere they went, many believed in the good news of Jesus, but many more rejected it and made Paul, Silas and Timothy suffer for it. In Philippi, Paul and Silas were beaten, chained and put in jail. In Thessaloníki, an angry mob came to Jason's house, demanding Paul and Silas be handed over to them for punishment. Paul and Silas sneaked away at night for Berea. Jews from Thessaloníki had followed them there and stirred up the crowds against them. Once more Paul had to be sneaked out of the city.

Actions:

Scene 2:

Paul, Silas and Timothy headed to Greece to tell more people about Jesus,, but they didn't forget the Macedonian believers. Were they suffering? Were they still believing in Jesus? Paul sent Silas to go back and check up on the believers in Berea and Philippi He sent Timothy back to Thessaloníki to check up on the Thessalonian believers. Paul stayed in Greece to keep on telling people about Jesus. He eagerly waited for news from Silas and Timothy about how everyone was doing.

Scene 3

At last Silas and Timothy returned with news. Silas reported that the Philippians were doing well! Timothy said that the Thessalonians were standing firm, too, but they were suffering. Some were afraid that Jesus had come back already. Others were afraid that if they died before Jesus came back, would they miss out on some of the rich blessings God promised. Paul, Silas and Timothy wrote back a letter of encouragement to them. No. Jesus hadn't come back yet. They wouldn't miss it when He did. He would come back with His angels in glory. No. The believers who had died already wouldn't miss out on any blessings. They would be the first to rise to be with Jesus when He comes back. Paul told them how happy he was that they still believed, even though they suffered. They would be the first to rise to be with Jesus when He comes back. He told them how happy he was that they still believed, even though they suffered. They were a great example for other believers. He told them that there might be suffering now, but it won't be forever. On that day, He will right all wrongs and put an end to all evil once and for all. Then, in the new heaven and earth, He will set up His Kingdom where His people will praise Him and enjoy His love forever. The Thessalonian believers were known among the churches for enduring the sufferings of this life with a deep love for God and strong faith in Jesus. And best of all, we know that after each and every one of them died, they went to be with Jesus where they are praising Him and enjoying His love forever.

Bible Truth Tie-In: The Bible Truth we are learning is: **God Will Never Stop Loving His People.** Paul, Silas and Timothy endured much suffering, knowing that one day it would be over and they would live with Jesus and enjoy His love forever.

CASE REPLAY, SR--OLDER KIDS (1ST GRADE AND UP) P.3

Welcome to our play! The name of our story is: The Case of the Forward-Lookers.

Our story takes place in New Testament times, about 15 years after Jesus rose from the dead and went to heaven.

The characters in our story are: Egyptian officials; Canaanite people; Jacob's sons and families; Pharaoh during Joseph's time; Pharaoh during Moses' time; Moses; Aaron; Israelites; peoples from surrounding countries; and, Sarcophagi of Joseph and Jacob.

And now we present: "The Case of the Forward-Lookers."

Scene 1: (Beginning)

Paul, Silas and Timothy had been visiting the little churches in Galatia and were preparing to go to Bithinia next. But when one night in Troas, the Lord gave Paul a vision of a man from Macedonia to come to help them, they knew they were to go there instead. They caught a ship to Neapolis, then began walking the Via Egnatia that went by the biggest towns in Macedonia. Everywhere they went, many believed in the good news of Jesus, but many more rejected it and made Paul, Silas and Timothy suffer for it. In Philippi, Paul and Silas were beaten, chained and put in jail. In Thessaloníki, an angry mob came to Jason's house, demanding Paul and Silas be handed over to them for punishment. Paul and Silas sneaked away at night for Berea. Jews from Thessaloníki had followed them there and stirred up the crowds against them. Once more Paul had to be sneaked out of the city.

Scene 2: (Middle)

Paul, Silas and Timothy headed to Greece to tell more people about Jesus,, but they didn't forget the Macedonian believers. Were they suffering? Were they still believing in Jesus? Paul sent Silas to go back and check up on the believers in Berea and Philippi He sent Timothy back to Thessaloníki to check up on the Thessalonian believers. Paul stayed in Greece to keep on telling people about Jesus. He eagerly waited for news from Silas and Timothy about how everyone was doing.

Scene 3: (End)

At last Silas and Timothy returned with news. Silas reported that the Philippians were doing well! Timothy said that the Thessalonians were standing firm, too, but they were suffering. Some were afraid that Jesus had come back already. Others were afraid that if they died before Jesus came back, would they miss out on some of the rich blessings God promised. Paul, Silas and Timothy wrote back a letter of encouragement to them. No. Jesus hadn't come back yet. They wouldn't miss it when He did. He would come back with His angels in glory. No. The believers who had died already wouldn't miss out on any blessings. They would be the first to rise to be with Jesus when He comes back. Paul told them how happy he was that they still believed, even though they suffered. They would be the first to rise to be with Jesus when He comes back. He told them how happy he was that they still believed, even though they suffered. They were a great example for other believers. He told them that there might be suffering now, but it won't be forever. On that day, He will right all wrongs and put an end to all evil once and for all. Then, in the new heaven and earth, He will set up His Kingdom where His people will praise Him and enjoy His love forever. The Thessalonian believers were known among the churches for enduring the sufferings of this life with a deep love for God and strong faith in Jesus. And best of all, we know that after each and every one of them died, they went to be with Jesus where they are praising Him and enjoying His love forever.

Bible Truth Tie-In: The Bible Truth we are learning is: **God Will Never Stop Loving His People.** Paul, Silas and Timothy endured much suffering, knowing that one day it would be over and they would live with Jesus and enjoy His love forever.

Bad Guys

Description

Children will make paper bag tunics and paper beards.

Materials

1 plain grocery bag per child
Paper scraps, tempera paint, fabric scraps or markers
Optional: sticky back Velcro about ½" per child
Yarn
Glue
2 paper reinforcers per child
Thin elastic, about 1' per child

Preparing the Craft

1. Cut out neck, arm and front opening of tunic as shown in Figure #1.
2. Turn bag inside out to plain side, if outside has a lot of printing on it.
3. Make 1 copy per child of Pattern #1. Cut out.
4. Cut 2" strands of yarn (or small paper scrap squares) for beard.

Making the Craft

1. Show the children a copy of the craft.
2. Have the children decorate their tunic with medium of your choice: markers, fabric scraps and glue; tempera paint, etc.
3. Have children decorate their beards with markers or yarn and glue.
4. Attach a paper reinforcer at each side of mustache as shown by the black dot on Template #1.
5. Insert one end of elastic in one hole. Tie firmly. Find good length for child's head, then tie other end in other hole on mustache.
6. If desired, attach the sticky back Velcro at top of tunic to make a fastener.

Optional TAKING IT TO OTHERS Activity: Craft Presentation

If you are presenting the craft to other children or parents the children can hold up their crafts (or your model craft) and read their Bible Truth Connection answers to explain the importance of the craft.

CASE CRAFT**Discussion Guide****Instructions:**

As the children are settled into making their craft, ask them these questions to help them understand the craft's significance. Use the answers provided to guide the children's answers.

Discussion Questions

1. From what town did Paul, Silas and Timothy have to secretly leave? *Thessaloníki.*
2. What did bad men do what made it necessary for them to leave secretly? *They started a riot and people wanted to hurt or even kill them.*
3. Why did the men start the riot? What were they upset about? *They were upset that Paul, Silas and Timothy were preaching the good news of Jesus.*
4. What is Bible Truth that we are learning?
God Will Never Stop Loving His People.
5. What does our craft have to do with our Bible Truth: God Will Never Stop Loving His People.
Paul, Silas and Timothy joyfully suffered at the hands of bad men, knowing that one day they would enjoy life in God's presence and delight in His love forever.
6. What can our craft help us remember?
God's people will suffer in this life for Jesus, but they remember that one day they would enjoy life in God's presence and delight in His love forever.

TAKING IT TO OTHERS**Craft Presentation****Instructions:**

Have children hold up your model craft/their crafts. Choose five children (or you say) the five sections below to explain the craft's importance.

Presentation:

1. Our craft is: Bad Guys.
2. In Thessaloníki, Paul, Silas and Timothy had to leave town secretly because of a riot started by a group of bad men who were angry because the good news of Jesus was being preached.
3. Our Bible Truth is: God Will Never Stop Loving His People.
4. Paul, Silas and Timothy joyfully suffered at the hands of bad men, knowing that one day they would enjoy life in God's presence and delight in His love forever.
5. Our craft can help us remember that God's people will suffer in this life for Jesus, but they remember that one day they would enjoy life in God's presence and delight in His love forever.

Note: Even non-readers can participate in presenting the craft, if you will whisper what they are to say in their ear and let them say it aloud for the others to hear.

Pattern #1 Beard

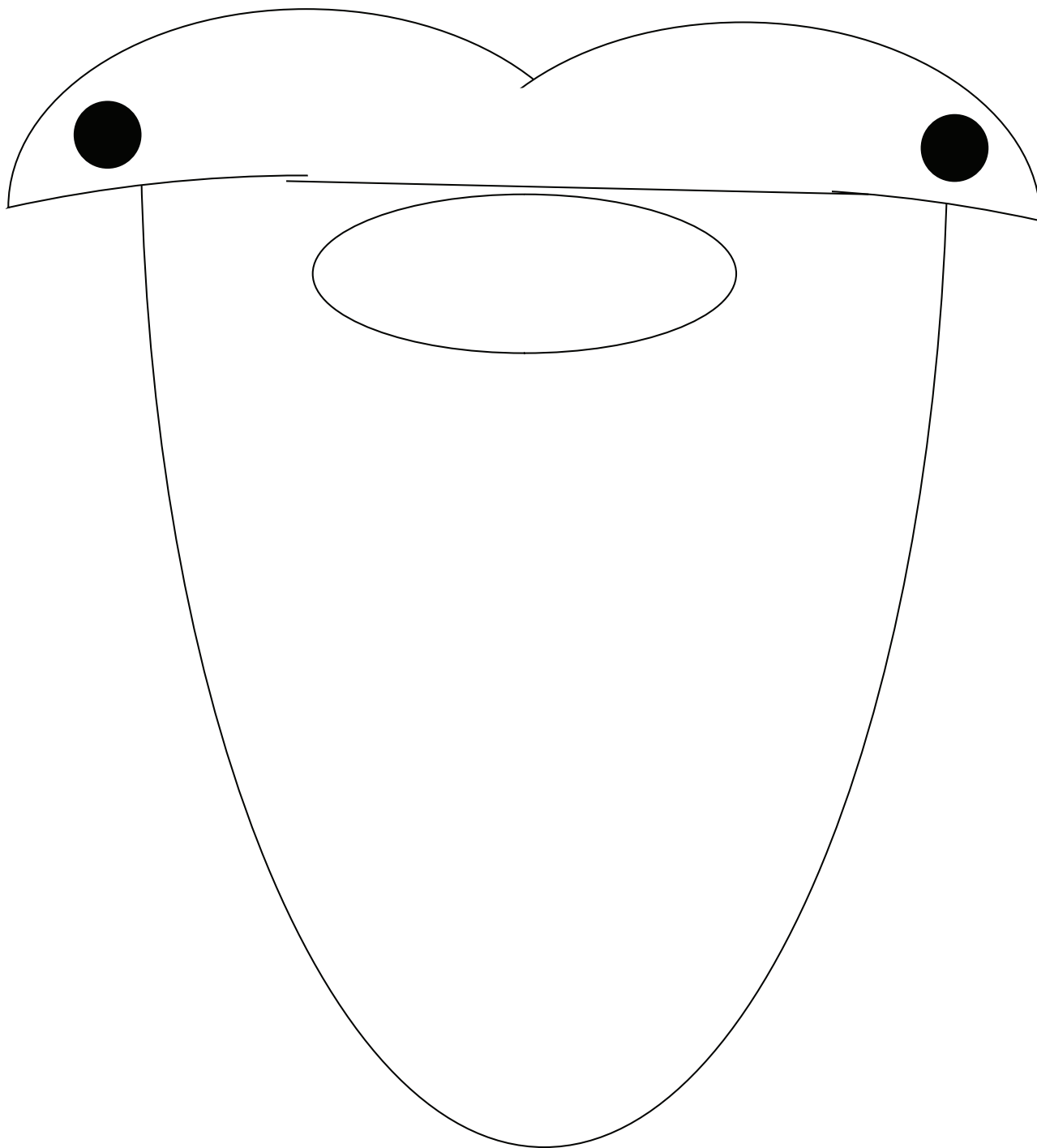
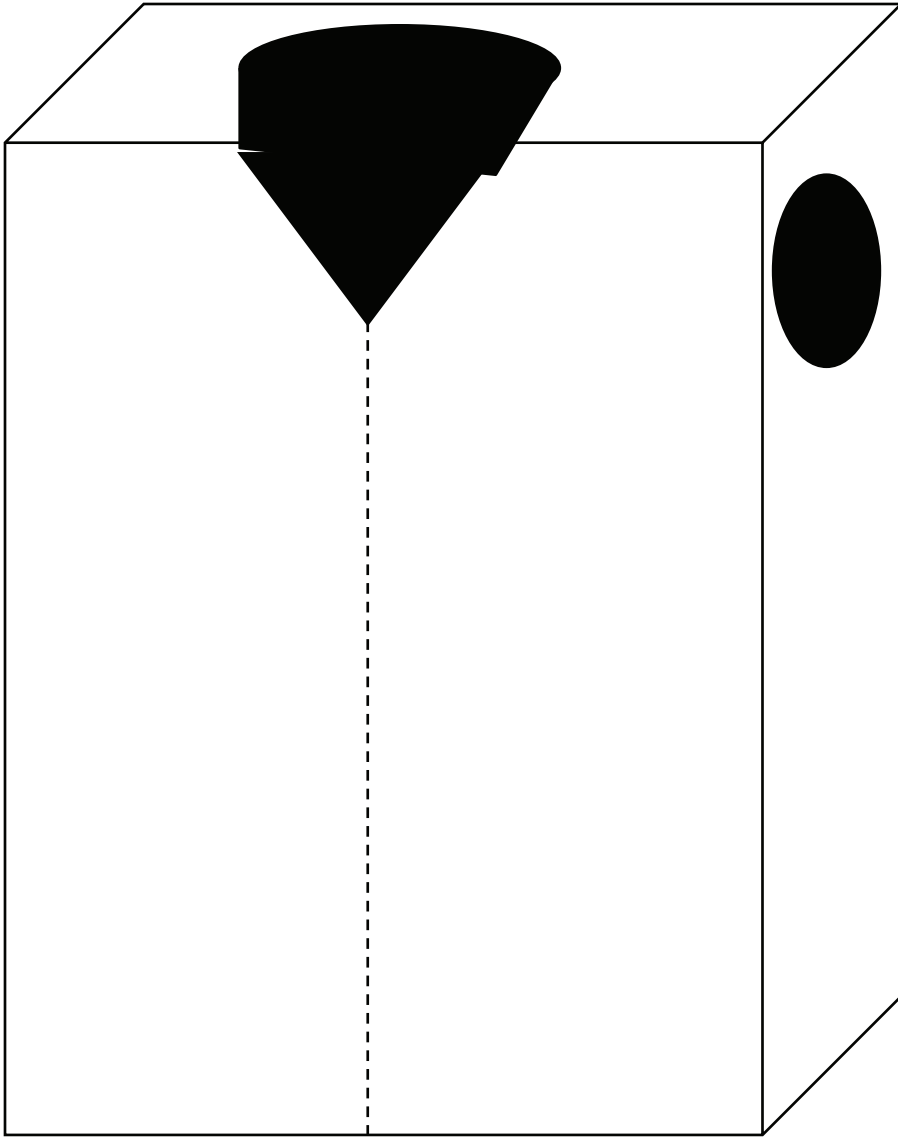


Figure #1 Picture of Bag Tunic



BEFORE CLASS:**1. PICK YOUR PERSON**

VIPPs can be anyone in your church! Typically, they fall into 6 categories: Church staff, Elders, Deacons/deaconesses, Special Volunteers (people who aren't paid, but spend a lot of time helping out in particular ways), Supported Workers (aka missionaries), and Church Members.

2. GATHER YOUR FACTS

Use the VIPP Information Sheet to write down the facts about your VIPP. The information on this worksheet is used in the VIPP activities, listed in the "Choose an Activity" section below.

DURING THE ACTIVITY:**1. INTRODUCE YOUR VIPP**

Introduce your VIPP to the children, using the VIPP Information Sheet. Fill in a set of VIPP Clue Cards with the information for your VIPP. If desired, you can even have the actual person come into class for the children to meet.

Need help describing what someone does for the church in a kid-friendly way? Check out the list of common VIPPs on the Praise Factory website in the PFI resources. There are lots of kid-friendly descriptions for common VIPP's, such as pastors, elders, deacons and a lot more.

2. PRAY!

Lead the children in praying for the VIPP. Ask the children if they would like to pray for one of the VIPPs prayer requests. Even non-readers can pray for the VIPP if you whisper the prayer request in their ear, then let them say it aloud. Never force a child to pray!

3. CHOOSE AN ACTIVITY

There are two activities you can use to help the children learn about the VIPP:

VIPP Clue Cards: These are nine coloring sheets in which children fill in the nine things they learn about the VIPP from the VIPP Information Sheet. Photocopy a set of each child. Use as few or as many of these Clue Cards as you desire.

VIPP Game: This is a game that uses a set of Clue Cards for one or two VIPPs.

Choose a VIPP and fill in his/her information on the VIPP Information Sheet. Fill in a set of VIPP Clue Cards with the information for your VIPP. Tell the children about the VIPP, having them fill in the VIPP Clue Cards with the key facts as they learn them. Write any words the children need to write on a white-board or other piece of paper so they can see how to spell them. Help younger children write these words on their clue cards. Ideas for how to tell the children about many common VIPPs are listed at praisefactory.org with the resources for this Bible Truth.

Optional TAKING IT TO OTHERS Activity: Introduce and Pray for the VIPP

If you are presenting the VIPP to other children or parents you can assign children to hold up the 10 clue cards and say what each card tells about the VIPP. (Or, you can have the children hold them up as you tell what each one means.) Then lead the children in praying for the VIPP.

Game: Crabbin' Around

Materials

Information Sheet for two VIPPs

2 Sets of Clue Cards

Tape

A Bag

Preparing the Game

1. Fill in one set of clue sheets for the VIPP you are using.
2. Put all the Clue Cards in a bag, except for the ones with the names and pictures of the VIPPs.
3. Tape the picture and name of each VIPP to the wall, about 3 feet from the ground.

Playing the Game

Reveal: Tell the children about the VIPPs, showing them your filled-in clue cards as you tell about them.

Review: Put the Clue Cards for both VIPPS put in one bag. Mix up. Have children sit down, with their legs in front of them and their hands propped behind them. Show them how to get in crab position and try moving around. (Moving on hands and feet, with front side facing up). Tell them that you will pull out a clue, tell them what it is and they are to crab-crawl their way to the picture of the person who it belongs to. Give them the answer after everyone has run to their guessed person. Continue until all clues have been used up.

VIPP INFORMATION SHEET

VIPP NAME:

WHAT VIPP LOOKS LIKE

Man or Woman? _____

Hair color? _____

Eye color? _____

FAVORITE ANIMAL

FAVORITE FOOD

FAVORITE FREE TIME ACTIVITY

WHAT VIPP DOES DURING WEEK

VIPP GROUP OF SERVICE:

Church Member

Deacon

Elder

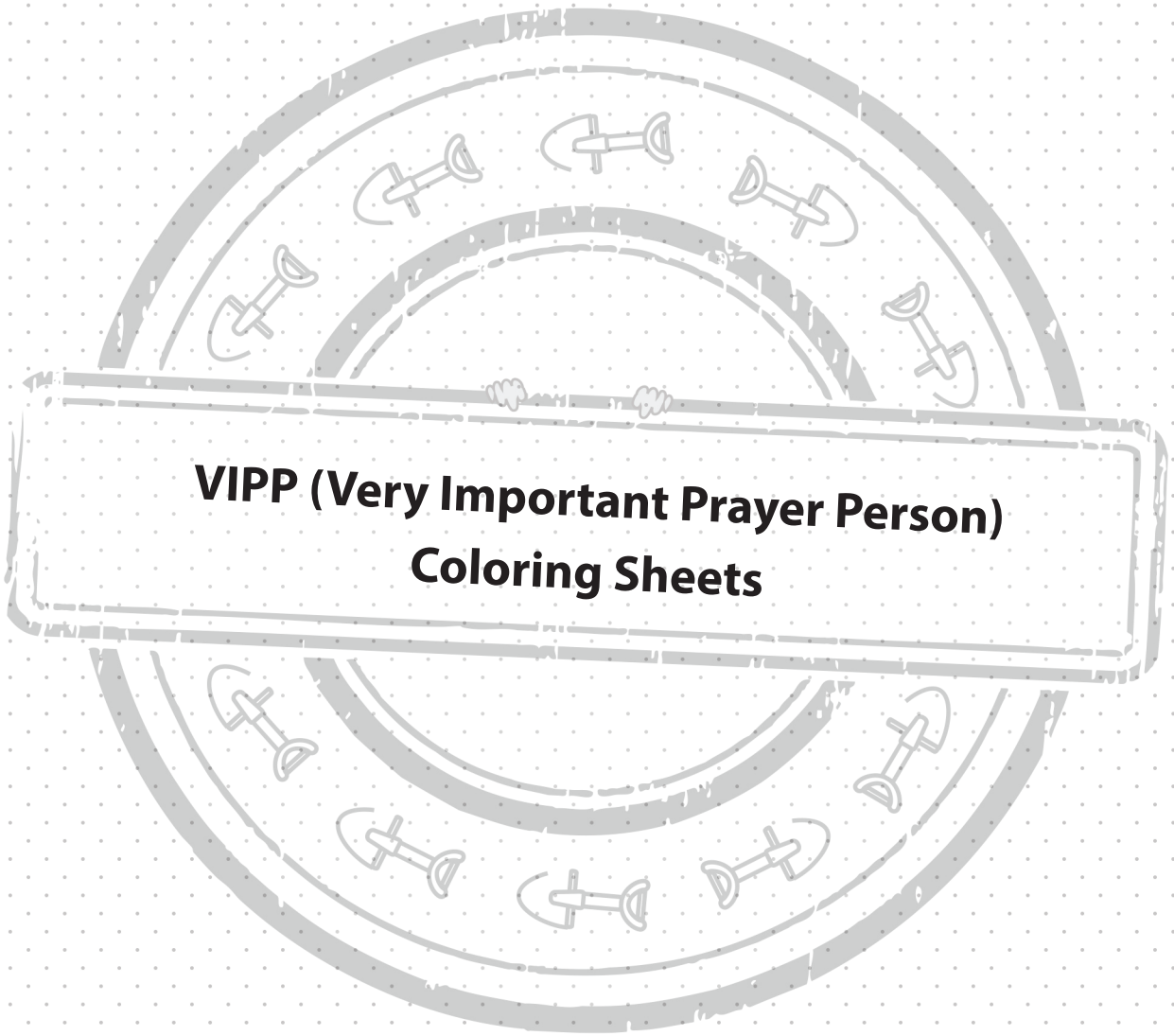
Church Staff

Special Volunteer

Supported Worker
(Missionary)

3 WAYS VIPP SERVES CHURCH

3 WAYS TO PRAY FOR THE VIPP

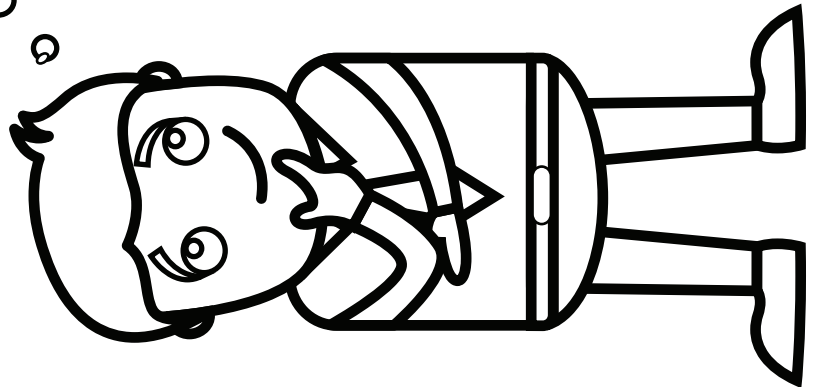




VIPP CLUE GUESS WHO

Can you guess who the
Very Important Prayer Person
is that we learned about and prayed for today?


Look at my clues
and see if you know who it is!



What VIPP group am I in? Circle the right group.



Church Staff




Special Volunteers



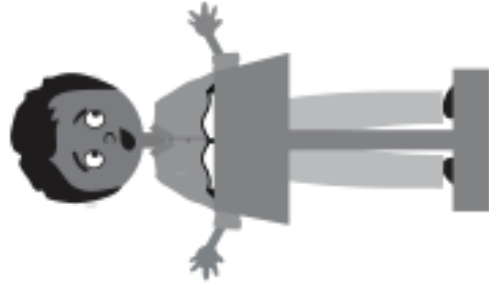
Supported Workers



Church Member

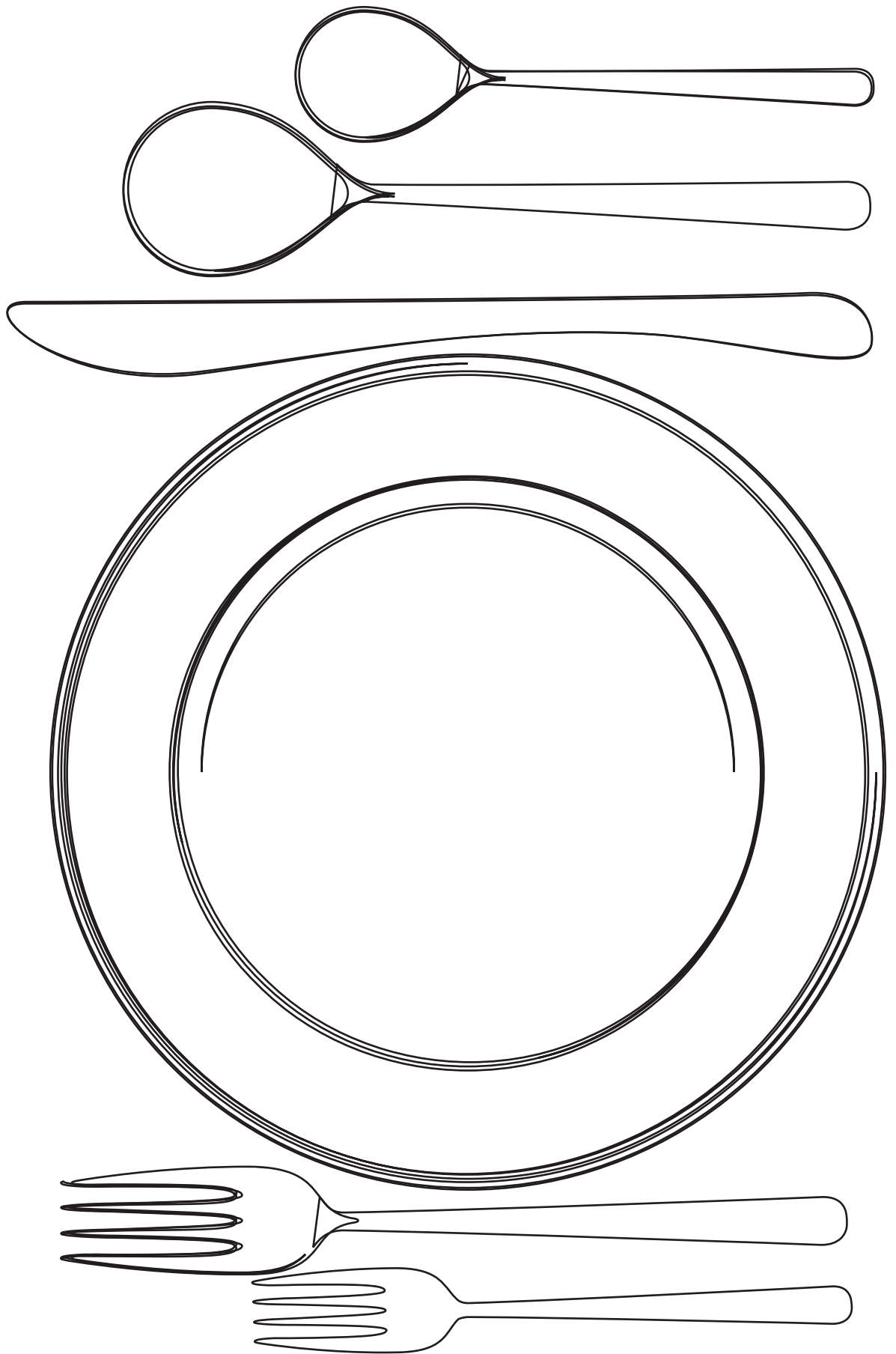


Deacons (Serve the physical needs of the church building and the church members)



Elders (Spiritual Teachers and Overseers of the Church)


Our VIPP's Favorite Food




Our VIPP's Favorite Animal



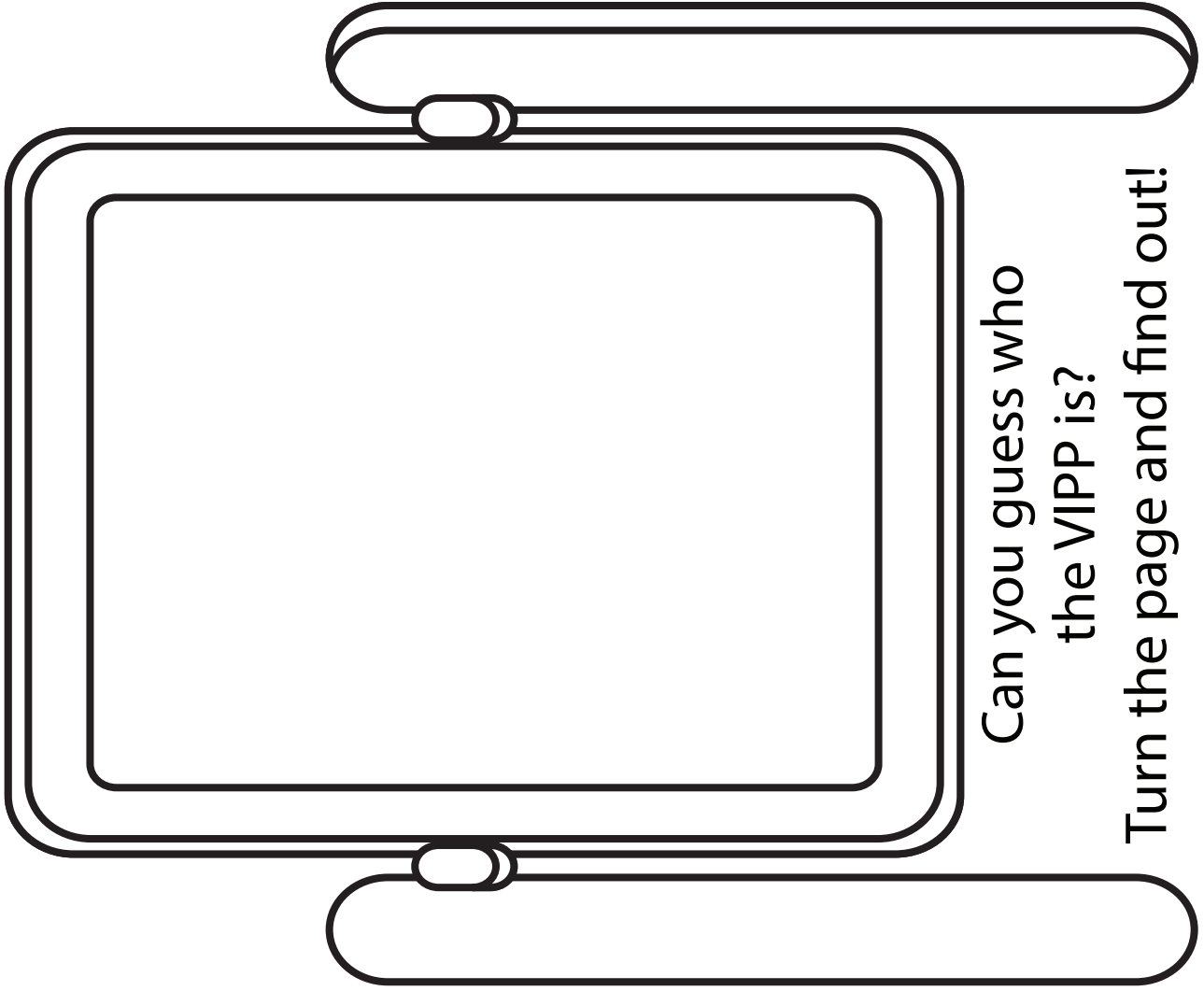
What our VIPP likes to do for fun




This VIPP's Job During the Week




What Our VIPP Looks Like



Can you guess who
the VIPP is?
Turn the page and find out!





(Name)

(Serves the church as)

Let's Pray for Our VIPPI!

