

# **DEEP DOWN DETECTIVES**



**Visual Aids**

**Unit 2,**

**Bible Truth 4**

## About the Deep Down Detectives Visual Aids

### How Are They Used?



The Deep Down Detectives Visual Aids book is a companion resource to be used alongside the Deep Down Detectives Core Curriculum book for each unit. These colorful pictures are used in presenting the key concepts; telling the Bible stories; and, in playing the Bible Story Review games.

### What Do They Include?



**There are five, different resources included in this book:**

**1. Key Concept Visual Aids**-- colorful signs of the Big Question and Answer, the Bible Truth, the Bible verse, and the Listening Assignments to use with the 3 lessons for each Bible Truth.

**2. The Storyboard Picture Key**--a who's who of the pictures in thumbnail size. Some pictures are labelled "BG." These are your background pictures that you put on the storyboard before telling the story. The rest of the pictures are labelled "SB." These are pictures you put up on the storyboard as you tell the story.


**3. Storyboard Suggested Picture Placement** page--where to place the pictures on your storyboard.

**4. The pictures, themselves.** Notice that each picture is identified and numbered on the back for easy reference. The numbers correspond to the numbers in the Picture Placement Key and in the actually story script (found in the Core Curriculum book.)

**5. Directions** for making the Deep Down Detectives "Bible" Folder and the **back/front images** to paste in place when making it. (Larger back/front images are found online with the curriculum.)

**Directions** for how to make a homemade flannelgraph storyboard and sturdy storyboard pictures are found in **Appendix E in the Core Curriculum book.**

### Ready, Set, Rip It Out!



This book is meant to be ripped up and made into your visual aids. The key concept signs can be cut out and laminated or slipped into sheet protectors. Cut out around the storyboard images and ideally, laminate these. Some of the biggest pictures actually need to be stuck together, before laminating.

### Store It!



Deep Down Detectives is a curriculum that can be used over and over. Store your visual aids and storyboard pictures after using them and they will serve you for many years. We store ours in manilla envelopes and then put them (along with all the rest of the curriculum) in magazine files, labelled by Bible Truth. If you have multiple classes using the curriculum, store each set of resources in separate manilla envelopes. This will make prep much simpler, second time around.

### Replacement Storyboard Pictures



You can always purchase this book again or simply go online and print out any pictures that go missing.

### Two Sizes of Storyboard Pictures



There are two sizes of storyboard pictures to choose from: the standard, large format pictures; or, the smaller format pictures. The larger pictures are best for a big classroom and a storyboard that is at least 36" x 48." (We actually make a whole section of a wall into a felt storyboard!) The small format pictures are created to fit smaller storyboards--in the 24" x 36" to 36" by 48" range. They are most useful in the smaller class or for use at home.

**The Case of the Marvelous Mess**

*Acts 19; Ephesians*



**Story-telling Tips**

Ahead of time:

1. Read the Bible verses and story. Pray!
2. Choose story action cues and/or prepare storyboard figures, if using. (Included in Visual Aids books)
3. Practice telling story with the storyboard pictures, timing your presentation. Shorten, if necessary.

During your presentation:

1. Maintain as much eye contact as possible as you tell the story.
2. Put up storyboard figures/add story action cues as you tell the story. Allow the children to help you put them on the board, if desired.
3. Include the children in your story with a few questions about what they think will happen or words/concepts that might be new to them.

**INTRODUCTION/ LISTENING ASSIGNMENTS**

**“Our story is called: The Case of the Marvelous Mess. Here is your listening assignment... ”** *Read from Detective Dan’s Listening Assignment signs, but questions are summarized below:*

**Detective Dan’s Lesson #1 Listening Assignment:**

I need to find out:

- 1. What caused the mess in Ephesus?**
- 2. What made it so marvelous (good)?**

**Detective Dan’s Lesson #2 Listening Assignment:**

**Our Bible Verse is Psalm 119:97-98, ESV**

“Oh how I love your law! It is my meditation all the day. Your commandment makes me wiser than my enemies, for it is ever with me.”

I need to find out:

- 1. Who learned to love God’s laws and wanted to live by them?**
- 2. What did they stop doing because they loved God’s laws and wanted to live by them?**

**Detective Dan’s Lesson #3 Listening Assignment:**

I found six clues, but only 4 of them are in the story.

They are: a fake god; a sandwich; city leader; a fire; a shopkeeper; and, a flower.

*Hold up each of them for the children to see as you identify them.*

I need to figure out:

- 1. Which four belong in our story?**
- 2. What did Paul praise God for using His Word to do inside many people in Ephesus?**

**Read the assignment questions, THEN SAY,**

“Ok, Deep Down Detectives! Put on your best listening ears and see if you can hear the answers to Detective Dan’s questions. When I finish telling the story, we will see if we can answer all the questions.”

*Read the Bible Truth story, answer questions, present the gospel and lead in prayer.*

*Listening Assignments answers; the gospel; and, an ACTS prayer are included with the story text at the end.*

**The Case of the Marvelous Mess** *Acts 19; Ephesians*

**Story with lines separating paragraphs (text in bold, optional interaction cues in italics)** Numbers correspond to storyboard pictures and placement upon the storyboard. Always feel free to use less pictures, if it's best for your kids. Simply black out the numbers next to pictures you do not plan to use. All pictures are found in the Visual Aids book. Put BG (background) pictures on storyboard ahead of time. SB pictures (listed below in story text) are added to board as you tell the story. These numbers are also found on the back of each picture.

*Tip: Stack pictures in numerical before telling story for easy use. Use sticky-back velcro to attach pictures to storyboard felt. Use sticky-tac putty to stick a picture on top of another picture.*

---

**Ephesus was a big, beautiful city. It was a city that was rich and merry from (SB1, SB2) worshipping fake gods and goddesses.**

**People came from many lands to worship the fake gods and goddesses of Ephesus--especially (SB3) the fake goddess Artemis, in her big, beautiful, worship house.**

**People (SB4) spent lots of money buying worship gifts for Artemis and throwing big, worship parties to celebrate her. They (SB5) spent lots of money buying big books that were supposed to be magical. And, they (SB6) spent lots of money buying little statues of Artemis to keep on worshipping her when they went back home.**

---

**This was how life had been in Ephesus for a very long time. Rich and merry from worshipping fake gods and goddesses. But now things were about to change. One man with one book was coming to Ephesus, and oh, my, there was going to be a mess in Ephesus soon!**

**The (SB7) man was Paul. And the book? Can you guess what book was causing so much trouble?**

*What's your guess?*

**It was God's Word, the Bible.**

---

**"(SB8) I have good news for you," Paul told the people of Ephesus. "Right here in God's Word, God promised that He would send a Savior to save us from our sins. And guess what? He's come!" Paul exclaimed.**

**"Jesus is that Savior. He is God's Son come from heaven to save us. Jesus lived a perfect life— He never, ever sinned. He chose to suffer and die on a cross, offering up His life to God as the full payment for the sins of God's people. Then on the third day, Jesus rose from the dead in victory showing He really beat sin and death for them," Paul told them.**

**"Come, turn away from your sins. Turn away from worshipping fake gods! Trust in Jesus as your Savior and be forgiven of your sins. You can become God's people, too. You can have eternal life with Him!" Paul urged them all.**

*Can you remember what the big Bible word is for this good news? It's the gospel!*

---

**God helped Paul to boldly preach the good news of Jesus to the people of Ephesus. He also gave Paul a special gift to help people know that Jesus really was His Son, the Savior. (SB9) He gave Paul the power to heal sicknesses in Jesus' name. Paul would just place his hands on sick people and God would heal them. Blind people. Lame people. Every kind of sick people. God healed them all. Wow!**

**All over Ephesus Paul went. In the (SB10) synagogue-worship place, (SB11) in the marketplace, and (SB12) everywhere in between. And wherever Paul went, he would share the good news of Jesus and God would heal people in Jesus' name. Oh, how Paul prayed that these people would turn from their sins and trust in Jesus as their Savior! He wanted them all to become God's people!**



*Story with lines separating paragraphs (text in bold, optional interaction cues in italics)*

---

**But Paul wasn't the only one who wanted these people to be saved. Someone else did, too.**

*Who else wanted these people to become God's people?*

**That Someone Else was God! (SB13, SB14, SB15) God's Holy Spirit worked inside people as they listened to Paul preach God's Word. He worked inside them as they saw how God used Paul to heal sick people in Jesus' name...and they believed!**

**"This Jesus is not like our fake gods. He is alive! He is powerful to help us! He is powerful to save us from our sins!" they exclaimed. "Let's turn away from these fake gods. Let's trust in Jesus as our Savior!" they decided. Paul was so excited at how God was using His Word and His power to save many people in Ephesus!**

---

**God had used His powerful Word to save these people of Ephesus, and that was amazing. But God was not done yet. He hadn't planned to just SAVE these people from their sins and have them keep on living their old way. God had planned to CHANGE them and give them a wonderful, whole new way of life, too. How? God's Holy Spirit would use that one man with that one book again.**

*Who was the man? What was the book? Can you remember?*

---

**Yes, God would use Paul and His Word, the Bible once more.**

**Paul gathered (SB16) the new believers together and taught them even more from God's Word. He taught them more about Jesus. He taught them more about God's great plans. He taught them more about how to love God and love one another.**

**And as these new believers listened to Paul preach God's Word, the Holy Spirit worked in their hearts. He helped them want to love God more. He helped them want to serve God with their whole lives. And He helped them want nothing to do with those old, fake gods and goddesses anymore, not even Artemis! Uh oh...here comes the mess!**

---

**The first mess those new believers made was (SB17) throwing out all their magical books of those old, fake gods. They made a huge pile of them and guess what they did next?**

*Can you guess?*

**They set them on fire right there in town! They didn't need those old books any more. They were going to live for Jesus now! The only book they needed was God's Word. The other people in Ephesus were shocked! Why would these people burn up all these magical books!**

---

**That was a big mess, but it wasn't the only mess. There was more mess to come!**

**Then, (SB18) the believers stopped spending their money on those big, Artemis worship parties and those little, Artemis statues. Now they wanted to use their money the way God's Word told them to, like taking care of each other and telling more people about Jesus.**

**Paul was so happy! He thanked God for using His Word to not just save these people in Ephesus, but to really change them, too.**

*Story with lines separating paragraphs (text in bold, optional interaction cues in italics)*

---

**Yes, Paul was so happy, but there were a lot of other people who were NOT happy at all--especially (SB19) the shopkeepers who sold the little, Artemis statues and all the things for the big, Artemis worship parties. They were very, very unhappy!**

**“We don’t make much money any more,” they grumbled. “People aren’t spending money on big, Artemis worship parties anymore. They aren’t buying our little, Artemis statues either. And it’s all because of that one man with his one book! What a mess he has made in Ephesus! We have to get rid of Paul and clean up this mess! And let’s do it right now!” they decided.**

*What do you think they will do to Paul?*

---

**The (SB20) shopkeepers gathered together a huge, angry crowd. They were shoving and bumping! They were yelling and grumping! “Hurray for Artemis! Boo for Jesus! Get rid of Paul!” they shouted, as loudly as they could, for hours and hours and hours! What a mess there was in Ephesus now!**

**At last, (SB21) city leaders came in and quieted down the crowds. They sent them all home and told Paul to leave the city. (SB22) Paul packed his things, said goodbye to the believers and left Ephesus that very day. Surely this would clean up the mess in Ephesus, the leaders thought.**

*Do you think that would clean up the mess, to have Paul leave Ephesus?*

---

**But those leaders were wrong. Maybe the man had gone, but that book-- the Word of God-- had certainly not! The new believers would go on reading it and learning from it. And God would go on using it to change them. These men and women would go on loving God and living for Him. They would go on boldly telling others the good news of Jesus.**

**The mess in Ephesus was far from cleaned up. It was there to stay. And that was a very good thing!**

**Cracking the Case:** (story wrap-up for Listening Assignments)

It's time to see how we did with our Listening Assignment.

**Detective Dan's Lesson 1 Listening Assignment:**

**1. What caused the mess in Ephesus?** Paul preaching God's Word, and God's Word changing people made the mess.

**2. What made it so marvelous?** It was marvelous (good) because many people in Ephesus turned away from their sins and trusted in Jesus as their Savior.

**For You and Me:**

God can use His Word to do marvelous things inside of us, too. He can use it to help us to turn away from our sins and trust in Jesus as our Savior. He can use it to change us and help us to love Him and others more and more. Ask Him! He loves to answer this prayer!

**Detective Dan's Lesson 2 Listening Assignment:****Our Bible Verse is: Psalm 119:97-98:**

"Oh how I love your law! It is my meditation all the day. Your commandment makes me wiser than my enemies, for it is ever with me."

**1. Who learned to love God's laws and wanted to live by them?** Many people in Ephesus who listened to Paul preach God's Word.

**2. What did they stop doing because they loved God's laws and wanted to live by them?** They set their magical books on fire and they stopped buying statues and stuff for the big worship parties for the fake gods.

**For You and Me:**

God's laws are so good. They teach us how God wants us to live. God can use them to help us to live for Him. God wants us to meditate (think about) His laws, too. His Holy Spirit can work in our hearts and help us to live by them. He promises to help all who turn from their sins and trust in Jesus as their Savior.

**Detective Dan's Lesson 3 Listening Assignment:**

Our six clues were: a fake god; a sandwich; city leader; a fire; a shopkeeper; and, a flower.

**1. Which four belong in our story?**

The fake god; city leader; fire; and shopkeeper.

**2. What did Paul praise God for using His Word to do inside many people in Ephesus?**

He praised God for using His Word to save and change many people in Ephesus.

**For You and Me:**

God can use His Word to save us and to change us, too, just like He did in the people of Ephesus. God loves to work in our hearts as we listen to God's Word. Ask Him to work inside you! He can help you turn from your sins and trust in Jesus as your Savior. He can change you to love Him and live for Him, too. How good and powerful is our God!

**The Gospel** (story wrap-up if NOT using Listening Assignments)**Our Bible Truth is:****What's So Special about the Bible?****It Alone Is God's Word...****God uses it to change His people!**

Paul preached God's Word to the people of Ephesus. God worked in the hearts as people listened. He used His Word to save many, then to change them. How powerful was God's Word in their lives! God can use His Word to work powerfully in our lives, too. He can use to help us to turn from our sins and trust in Jesus. He can use it to change us, too.

*Close in prayer.*

**Closing ACTS Prayer**


- A** We praise you, God, for giving us Your powerful Word. You are able to change us.
  
- C** God, we know that we disobey You and should change, but sometimes we don't want to. Please forgive us.
  
- T** Thank You for all the ways You can change us through Your Word. Thank You that You can help us to love You and live for You.
  
- S** Work deep inside our hearts as we hear Your Word! Help us to turn away from disobeying You and trust in Jesus as our Savior. Change us so that we love You more and more.

In Jesus' name we pray. Amen.

***Go to Lesson Plan, p.9 for the script to the rest of the lesson.***



# What's so special about the Bible?



**ANSWER:**

## It alone is God's Word!

VISUAL  
AID

#1



of BQB

take out



## The Big Question

*Hold up the Big Question sign for all the children to see,  
and say:*

The Big Question we are investigating today is  
Big Question Number 2:

**What's So Special about the Bible?**

and the Answer is:

**It Alone Is God's Word!**

### **Meaning:**

There are millions of books in the world, but none is like the Bible. It alone is God's perfect Word! God made sure it was written down just right. It tells us everything we need to know God and to live for Him. It is powerful to do everything God wants it to do. Everything else in this world may come and go, but God's Word will last forever. It will always prove true.

Let's sing our Big Question Song: "

## Big Q & A 2 Song

*DDD NIV Songs 2, track 12*

*(adapted version of "Three, Blind Mice")*

What's so special about the Bible?

It alone is God's Word!

It alone is God's Word!

It's always true,

It can make you wise,

It can work pow'r'f'ly in your life.

It alone is God's Word!

It alone is God's Word!


# BIG QUESTION 2: Four ways God's Word Is Special

## Holy Spirit

1.




2.



3.



4.



Visual Aid

#2

take out



of BOB

## This Unit's Bible Truths

"Knowing that the Bible alone is God's Word is a good beginning, but there's so more to learn. So it's time for us to dig down even deeper for more answers to our Big Question about God. We're going to be learning **FOUR** Bible truths that all tell us more about what makes the Bible so special.

Let's look at our Bible Truth Clue and figure out which of these four truths we will be learning about today. Who would like to get it out of the Big Question Briefcase for me?"

*Choose a child to get it out and hand it to you. Then hold it up and show them the pictures of the four truths they will be learning.*

*After everyone has had a good look, say...*

"Ok, we've learned three ways the Bible is so special. They are: God made sure it was written down just right; It tells us about God and His plans; and, God uses His Word to save His people. (Point to pictures as you identify each Bible Truth.) Now let's look at our Bible Truth Clue and see if we can figure out which of these four truths we will be learning about today. Who would like to get it out of the Big Question Briefcase for me?"

*Choose a child to open the briefcase, take out the Bible Truth Clue and hand it to you.*

CAN YOU GUESS BIBLE TRUTH 4?


**What's So Special about the Bible?**

**It Alone Is God's Word...**

**God uses it to ???? us!**

**HINT:** "What is the word for making something different? It rhymes with the word "strange."

**ANSWER:**  
**God uses it to CHANGE us!**



Visual Aid

#3



of BQB

take out

# Revealing the Bible Truth

## We Are Learning

*Hold up the front side for the children to see. Cover up the answer, written along the bottom, and say:*

**“What’s So Special about the Bible?  
It Alone Is God’s Word...  
God uses it to ???? His people!**

We are missing one word. Here’s the hint to what the missing word is. It says: “What is the word for making something different? It rhymes with the word “strange?”

Can you guess? It’s “change”!

So the Bible Truth we are learning today is:

*(uncover answer from bottom of sign, show it to them and say:)*

**“What’s So Special about the Bible?  
It Alone Is God’s Word...  
God uses it to CHANGE His people!**

And here what this Bible Truth means:

*(read the meaning off of the back of the sign, say:)*

We read books to know things. We read the Bible to know things, too. The Bible tells us about God and His plans for sinful people, like you and me. It tells us that God is good, but that we have all disobeyed Him. It tells us of how Jesus came to save us from our sins. These are all very good things us to learn.

But the Bible does more than just help us to learn things. It is God’s Word and He makes it POWERFUL to do things inside of us—to SAVE us (as we learned before) but also to CHANGE us in wonderful way, once we become His people.

God does this through His Holy Spirit, working in our hearts as we think about His Word, the Bible. The Holy Spirit can help us understand God’s Word, so that we can know how God wants us to live. He can use God’s Word to show us ways we are disobeying God and He can help us turn away from them. He can help us remember God’s words of comfort and forgiveness when we are sad. He can help us live and love the way God tells us to in the Bible.



Visual Aid

#4

Place verse in



take out



of BQB



**“Oh how I love your law! It is my meditation all the day.  
Your commandment makes me wiser than my enemies,  
for it is ever with me.” Psalm 119:97-98**

## Bible Truth 4 Bible Verse

*Remove the Bible Verse Picture from the "Bible" folder and hold it up for all the children to see, then say:*

Psalm 119:97-98 tells us:

### **Psalm 119:97-98:**

"Oh how I love your law! It is my meditation all the day. Your commandment makes me wiser than my enemies, for it is ever with me."

### **What does that mean?**

God has put so many wonderful things in His Word, the Bible. He's put songs of worship in it. He's given us stories of the mighty things He's done for His people. He tells us about how Jesus came to save us from our sins. He's filled it with His good plans and His promises.

God has also written His laws and commandments in the Bible. ("Laws" and "commandments" are big words that mean "rules.") God's laws tell us how God wants us to live.

When we read God's laws in the Bible, the Holy Spirit can use them to change us and make us wise to live God's good way. They can help us to do the right thing, even when we have enemies around us who want us to do the wrong thing. God's laws are always the best way to live. No wonder God's people love to meditate on them! They want to live to please God! God's laws can help them!

We've said our Bible verse, now let's sing it!

"We've said our Bible verse, now let's sing it!"

## Oh, How I Love Your Law:

### **Psalm 119:97-98**

*DDD ESV Songs 2, track 27*

Oh, oh, oh, oh,  
Oh, how I love your law!  
It's my, my, my, my meditation,  
My meditation all the day,  
Your commandment makes me  
wiser than my enemies,  
Your commandment makes me  
wiser than my enemies,  
For it is ever with me,  
For it is ever with me.  
Psalm One-nineteen,  
ninety-seven and eight.

"Now it's time to do a bit more deep down investigating. Let's read what Detective Dan wants us to help him figure out. Would someone like to get it out for me?"




take out



Place in



Visual Aid



# Detective Dan's Listening Assignment #1



# Detective Dan's

## Listening Assignment #1



Hi, Deep Down Detectives!

I'm working on a brand-new case called:

"The Case of the Marvelous Mess."

I need to find out:

1. What caused the mess in Ephesus?

AND

2. What made it so marvelous?

Can you help me? Listen carefully to the story and you might just hear the answers!

Thanks!

Detective Dan

**Then say,** "Ok, Deep Down Detectives! Put on your best listening ears and see if you can hear the answers to Detective Dan's questions. When I finish telling the story, we will see if we can answer all of his questions!"

*Read the Bible Truth story, putting up the storyboard pictures as you tell it.*

*At the end of the story, repeat the questions and lead the children in answering them. Present the gospel and close in prayer.*

\*Answers to assignment questions, the gospel and ACTS prayer are also included at the end of the story text.\*

Answers:

**1. What caused the mess in Ephesus?**

Paul preaching God's Word, and God's Word changing people made the mess.

**2. What made it so marvelous?**

It was marvelous (good) because many people in Ephesus turned away from their sins and trusted in Jesus as their Savior.

**For You and Me:**

God can use His Word to do marvelous things inside of us, too. He can use it to help us to turn away from our sins and trust in Jesus as our Savior. He can use it to change us and help us to love Him and others more and more. Ask Him! He loves to answer this prayer!



take out




of BQB

Place in



Visual Aid



# Detective Dan's Listening Assignment #2



# Detective Dan's

## Listening Assignment #2



Hi, Deep Down Detectives!

I'm still working on the case called:

"The Case of the Marvelous Mess."

Our Bible verse is Psalms 119:97-98, ESV

"Oh how I love your law! It is my meditation all the day.  
Your commandment makes me wiser than my enemies,  
for it is ever with me."

I need to find out:

1. Who learned to love God's laws and wanted to live by them?  
AND
2. What did they stop doing because they loved God's laws and wanted to live by them?

Can you help me? Listen carefully to the story and you might just hear the answers!

Thanks for your help!

Detective Dan

**Then say,** "Ok, Deep Down Detectives! Put on your best listening ears and see if you can hear the answers to Detective Dan's questions. When I finish telling the story, we will see if we can answer all of his questions!"

*Read the Bible Truth story, putting up the storyboard pictures as you tell it. At the end of the story, repeat the questions and lead the children in answering them. Present the gospel and close in prayer.*

\*Answers to assignment questions, the gospel and ACTS prayer are also included at the end of the story text.\*

Answers:

**Our Bible Verse is: Psalm 119:97-98, ESV**

"Oh how I love your law! It is my meditation all the day. Your commandment makes me wiser than my enemies, for it is ever with me."

1. **Who learned to love God's laws and wanted to live by them?**  
Many people in Ephesus who listened to Paul preach God's Word.
2. **What did they stop doing because they loved God's laws and wanted to live by them?**  
They set their magical books on fire and they stopped buying statues and stuff for the big worship parties for the fake gods.

**For You and Me:**

God's laws are so good. They teach us how God wants us to live. God can use them to help us to live for Him. God wants us to meditate (think about) His laws, too. His Holy Spirit can work in our hearts



take out



Place in



Visual Aid



# Detective Dan's Listening Assignment #3



# Detective Dan's

## Listening Assignment #3



Hi, Deep Down Detectives!

I'm still working on the case called:

"The Case of the Marvelous Mess."

I found SIX clues, but TWO of them are NOT in the story. They are: a fake god; a sandwich; city leader; a fire; a shopkeeper; and, a flower.

*Hold up each of the six pictures for the children to see as you identify them. Better yet, put them up on your flannelgraph board, off to one side.*

I need to know:

1. Which FOUR pictures belong in the story and which TWO do NOT?
2. What did Paul praise God for using His Word to do inside many people in Ephesus?

Can you help me? Listen carefully to the story and you might just hear the answers!

Thanks!

Detective Dan

**Then say,** "Ok, Deep Down Detectives! Put on your best listening ears and see if you can hear the answers to Detective Dan's questions. When I finish telling the story, we will see if we can answer all of his questions."

*Read the Bible Truth story, putting up the storyboard pictures as you tell it. At the end of the story, repeat the questions and lead the children in answering them. Present the gospel and close in prayer.*

\*Answers to assignment questions, the gospel and ACTS prayer are also included at the end of the story text.\*

Answers:

**Our six clues were: a boat; a fake god; a sandwich; city leader; a fire; a shopkeeper; and, a flower.**

**1. Which four belong in our story?**


The fake god; city leader; fire; and shopkeeper.

**2. What did Paul praise God for using His Word to do inside many people in Ephesus?**


He praised God for using His Word to save and change many people in Ephesus.

**For You and Me:**

God can use His Word to save us and to change us, too, just like He did in the people of Ephesus. God loves to work in our hearts as we listen to God's Word. Ask Him to work inside you! He can help you turn from your sins and trust in Jesus as your Savior. He can change you to love Him and live for Him, too. How good and powerful is our God!



A Fake God



A Sandwich

VISUAL  
AID  
#5C

Place in  
DDD  
Bible™

take out  
Big  
Question  
Briefcase  
of BQB

VISUAL  
AID  
#5C

Place in  
DDD  
Bible™

take out  
Big  
Question  
Briefcase  
of BQB


DDD 2.4 Lesson 3 Listening Assignment Clue Picture 2 for kids

DDD 2.4 Lesson 3 Listening Assignment Clue Picture 1 for kids





**A City Leader**



**A Fire**



VISUAL  
AID  
#5C

Place in  
DDD  
Bible™

take out  
Big  
Question  
Bible™  
of BQB


VISUAL  
AID  
#5C

Place in  
DDD  
Bible™


take out  
Big  
Question  
Bible™  
of BQB

DDD 2.4 Lesson 3 Listening Assignment Clue Picture 4 for kids

DDD 2.4 Lesson 3 Listening Assignment Clue Picture 3 for kids



**A Shopkeeper**



**Flower**



VISUAL  
AID  
#5C

Place in  
DDD  
Bible™

take out  
Big  
Question  
Bridges™  
of BQB

VISUAL  
AID  
#5C

Place in  
DDD  
Bible™

take out  
Big  
Question  
Bridges™  
of BQB

DDD 2.4 Lesson 3 Listening Assignment Clue Picture 6 for kids

DDD 2.4 Lesson 3 Listening Assignment Clue Picture 5 for kids