

DEEP DOWN DETECTIVES

**Curriculum Resources
for Unit 2, Bible Truth 4:**



What's So Special about the Bible?

It Alone Is God's Word...

God Uses It to

Change His People!

Session Prep (especially good for newbies!)

Pray!



Pray for the Holy Spirit to be at work in your and the children's hearts.

Review



If new to the curriculum, look at the **Getting Started with Deep Down Detectives section of the Core Curriculum book**. (p.5) It will be especially helpful to read through the Deep Down Detectives section of **The Praise Factory Tour: Extended Version Book**. This is a visual way to understand what goes on in the classroom. (A pdf of the book is found in the samples section on the website.)

Look through and Learn the Lesson



Read over **lesson plan**. Practice any **songs or action rhymes** you are using. Choose/make up motions to go with these. Choose less with younger children and more with older preschoolers. **Practice the lesson with the visual aids** and using the Big Question Box/Briefcase.

Read and Rehearse the Bible Story with Pictures



Read the Bible story from the Bible. Read the curriculum version. Practice telling it with the storyboard pictures. (If you have not previously laminated the story pictures, do that now.)

Let There Be Music



Download the music and listen to the songs. Choose which of the songs you will use with the children. If using live musicians, make sure they have the sheet music (Appendix A, Core Curriculum book).

Put the Props in Place



1. Prepare your Visual Aids. Put the Big Question, Unit Bible Truths, Bible Truth, Bible Verse, and Listening Assignment signs, as well as the Bible Story script in one side of the Bible folder.
2. Get out your storyboard. Put all background pictures in place (they have a BG by the number). Put the rest of the storyboard pictures (these have a SB by the number) in order of use in the other side of the Bible folder.
3. Put the DDD Bible Folder as well as the Big Question sign in the Big Question Box/Briefcase and shut it. If your box/briefcase has locks and you want to use the unlocking the box as part of your session, lock it now....but make sure you have the key or know the code first.
4. Prepare the music CD or sheet music or mp3 device for use in your session.

Set Out Free Play Activities



Choose and set up free time activities you will use with the children. Choose a variety of different activities that will be enjoyed by different types of children. Rotate the activities you provide to keep them interesting and fresh to your children. (Suggestions in Appendix D, Core Curriculum books.)

Prepare Any Activities



Choose which (if any) of the Bible Truth games and crafts activities you want to use in the session. Bear in mind your time frame as well as the developmental abilities and attention span of your children as you decide which/how many to prepare. **Look over the Discussion Sheet** and choose a few questions you might use to spark discussion with the children as they do their activities (especially good for ages 3's+). Pray for God to give you opportunities to talk about these things with the children.

Let Them Take It with Them



Make copies of the craft/take home sheets, if you are not already using them as one of your activities. You may also want to make copies of the story (see take-home version of each story included in Appendix C with the other take home resources) to have for parents to use with their children at home. There's a link on each craft/take home sheet to the story, if you don't make hard copies.

Store It



After your session is over, collect the resources and store them for future use. This curriculum can be used over and over for years to come.

Unit 2: God's Wonderful Word, the Bible

UNIT OVERVIEW

There are millions of books in the world, but none is like the Bible. It alone is God's perfect Word! God made sure it was written down just right. It tells us everything we need to know God and to live for Him. It is powerful to do everything God wants it to do. Everything else in this world may come and go, but God's Word will last forever. It will always prove true.

In this unit we will learn four truths about God's wonderful word, the Bible.

UNIT BIBLE VERSE: Psalm 18:30,46

"As for God, his way is perfect; the word of the LORD is flawless... The LORD lives! Praise be to my Rock! Exalted be God my Savior!"

BIG QUESTION UNDER INVESTIGATION: What's So Special about the Bible?

ANSWER: It Alone Is God's Word...

OPTIONAL Big Question 2 INTRODUCTION LESSON (Use Hide 'n' Seek Kids Unit 2 Material)

Story: The Case of the Women's Best Gift *1 Timothy*

Bible Verse: Psalm 18:30,46

BIBLE TRUTH 1: God Made Sure It Was Written Down Just Right (3 Lessons Available)

Story: The Case of the Words that Were Always Right

Exodus 24; Deuteronomy 5,31; 2 Timothy 3:16

Bible Verse: 2 Timothy 3:16-17

BIBLE TRUTH 2: It Tells Us about God and His Plans (3 Lessons Available)

Story: The Case of the New King *Acts 14*

Bible Verse: Matthew 2

BIBLE TRUTH 3: God Uses It to Save His People (3 Lessons Available)

Story: The Case of the Fishermen Who Followed

Matthew 4:18-22; 27-28; Mark 1:16-20; Luke 5:1-11; John 20:30-31; 21:24-25

Bible Verse: 1 Peter 1:23

➔ BIBLE TRUTH 4: God Uses It to Change His People (3 Lessons Available)

Story: The Case of the Marvelous Mess *Acts 19; Ephesians*

Bible Verse: Psalm 119:97-98

Big Question 2, Bible Truth 4 Overview: Key Concepts

Unit 2: God's Wonderful Word, the Bible

Unit Big Question (and Answer): "What's so special about the Bible? It alone is God's Word!"

Unit Bible Verse: "As for God, his way is perfect; the word of the LORD is flawless... The LORD lives! Praise be to my Rock! Exalted be God my Savior!" Psalm 18:30,46

Bible Truth 4 Concept: God Uses It to Change His People

We read books to know things. We read the Bible to know things, too. The Bible tells us about God and His plans for sinful people, like you and me. It tells us that God is good, but that we have all disobeyed Him. It tells us of how Jesus came to save us from our sins. These are all very good things us to learn.

But the Bible does more than just help us to learn things. It is God's Word and He makes it POWERFUL to do things inside of us—to SAVE us (as we learned before) but also to CHANGE us in wonderful way, once we become His people.

God does this through His Holy Spirit, working in our hearts as we think about His Word, the Bible. The Holy Spirit can help us understand God's Word, so that we can know how God wants us to live. He can use God's Word to show us ways we are disobeying God and He can help us turn away from them. He can help us remember God's words of comfort and forgiveness when we are sad. He can help us live and love the way God tells us to in the Bible.

Bible Truth 4 Bible Verse: Psalm 119:97-98

"Oh, how I love your law! I meditate on it all day long. Your commands make me wiser than my enemies, for they are ever with me."

Bible Truth 4 ACTS Prayer

- A** We praise you, God, for giving us Your powerful Word. You are able to change us.
- C** God, we know that we disobey You and should change, but sometimes we don't want to. Please forgive us.
- T** Thank You for all the ways You can change us through Your Word. Thank You that You can help us to love You and live for You.
- S** Work deep inside our hearts as we hear Your Word! Help us to turn away from disobeying You and trust in Jesus as our Savior. Change us so that we love You more and more. In Jesus' name we pray. Amen.

Bible Truth 4 Story

The Case of the Marvelous Mess

Acts 19; Ephesians

Songs Used in Bible Truth 4

- Big Q & A 2 Song
- Big Question 2 Song
- Big Question 2 Bible Verse Song: As For God, His Way Is Perfect: Psalm 18:30
- Big Question 2 Hymn: How Precious Is the Book Divine, v.1
- Big Question 2 Praise Song: The Best Book to Read Is the Bible
- Bible Truth 4 Bible Verse Song: O, How I Love Your Law Psalm 119:97-98

Deep Down Detectives NIV Songs 2 Track Numbers

This is a listing of all songs mentioned in the unit curriculum. You may or may not choose to use all of the songs. They are listed in easy-reference order--NOT in the order used in the curriculum.

You may choose to simply burn a CD/load them onto an mp3 device in this order. Or, you may want to do what we do: choose the songs we want to use and create a play list of them in that order. Then, we burn a CD/upload the play list onto an mp3 device. A teacher only has to click forward to the next song, instead of hunting for the right track. The track number have been included as part of the title. Work deep into each song, so teachers will still have a reference to the track number listed in the curriculum (same as those listed below), even if you change the order on your customized play list.

SONGS USED EVERY UNIT OF THE CURRICULUM

- 1 The Classroom Song v.1
- 2 The Classroom Song v.2
- 3 The Classroom Song v.3
- 4 The Classroom Song v.4
- 5 Deep Down Detectives Theme Song
- 6 The Classroom Rules Song
- 7 Let's Pray Song
- 8 The Big Question Box Song
- 9 The Bible Chant Song
- 10 ACTS Prayer Song (Short Version)
- 11 ACTS Prayer Song (Full Version)

Why the Extra Songs?

Deep Down Detectives is a curriculum used by a wide age-span of kids. Sometimes one of the other songs is a better fit for your kids. Or, you may simply want to teach them more songs on the same Bible Truth. Use as many or as few as you want.

UNIT 2: GOD'S WONDERFUL WORD, THE BIBLE

- 12 Big Q & A 2 Song
- 13 Big Question 2 Song: What's So Special About God's Word?
- 14 Big Question 2 Bible Verse Song: As For God, His Way Is Perfect: Psalm 18:30, NIV 1984
- 15 Big Question 2 Hymn: How Precious Is the Book Divine, v.1
- 16 Big Question 2 Praise Song: The Best Book to Read Is the Bible

What's So Special about the Bible? It Alone Is God's Word...

Bible Truth 1: God Made Sure It Was Written Down Just Right

- 17 Bible Verse: All Scripture Is God-breathed 2 Timothy 3:16-17, NIV 1984

Bible Truth 2: It Tells Us about God and His Plans

- 18 Bible Verse: I Am God and There Is No Other Isaiah 46:9,11, NIV 1984
19 *Extra Song: God's One, Big Plan*

Bible Truth 3: God Uses It to Save His People

- 20 Bible Verse: For You Have Been Born Again 1 Peter 1:23, NIV 1984

Bible Truth 4: God Uses It to Change His People

- 21 Bible Verse: O, How I Love Your Law Psalm 119: 97-98, NIV 1984

1. GETTING STARTED

<p>Intake Activity Ideas</p>	<p>Choose one of these open-ended activities to include children as they join the class:</p>
<p>Free Play Time <i>suggestions in Appendix D</i></p>	<p>Offer your own or some of the easy-to-make, free play activities suggested in Appendix D.</p>
<p>OR Sing-along Music Time <i>lyrics and sheet music, Appendix A</i></p>	<p>Music from Deep Down Detectives (DDD) NIV Songs 2: Big Q & A 2 Song <i>DDD NIV Songs 2, track 12</i> Big Question 2 Song <i>DDD NIV Songs 2, track 13</i> Big Question 2 (Unit) Bible Verse Song: As For God, His Way Is Perfect: Psalm 18:30 <i>DDD NIV Songs 2, track 14</i> Big Question 2 Hymn: How Precious Is the Book Divine, v.1 <i>DDD NIV Songs 2, track 15</i> Big Question 2 Praise Song: The Best Book to Read Is the Bible <i>DDD NIV Songs 2, track 16</i> Bible Truth 4 Bible Verse Song: O, How I Love Your Law Psalm 119: 97-98 <i>DDD NIV Songs 2, track 21</i></p> <p><i>Add more fun to Sing-along Music Time by adding a Music, Movement & Memory Activity. These activities are listed on p.10 of this lesson plan with the Response Activities. Instructions found in Appendix B.</i></p>
<p>OR Bible Verse Memory Game <i>instructions found in Appendix B</i></p>	<p>Lesson 1 Game: Fill'er Up Lesson 2 Game: Lily Pad Jump Lesson 3 Game: Loud and Soft, Big and Little</p> <p><i>These activities are also included on p.10 of this lesson plan with the Response Activities.</i></p>

2. OPENING CIRCLE TIME (introduce the Bible Truth and tell the related Bible story)

<p>Gathering the Children <i>lyrics and sheet music, Appendix A</i></p>	<p><i>Sing verse 1 of The Classroom Song to gather the children for Circle Time.</i></p> <p>The Classroom Song, verse 1 <i>DDD NIV Songs 2, track 1</i> Let's gather together to worship God, Let's gather together to worship God, Let's gather together to worship God, Come gather here with me!</p>
<p>Welcome to Deep Down Detectives</p>	<p>"Welcome to Deep Down Detectives. We're so glad you've joined us! Detectives are people who look for answers to questions. In Deep Down Detectives, we look for answers to big questions about God. We dig deep down in the truths of God's Word to find them."</p>

2. OPENING CIRCLE TIME, continued

<p>Deep Down Detectives Theme Song</p> <p><i>lyrics and sheet music, Appendix A</i></p>	<p>“Let’s sing our Deep Down Detectives Theme Song.”</p> <p>Deep Down Detectives Theme Song <i>DDD NIV Songs 2, track 5</i></p> <p>We’re Deep Down Detectives, diggin’ deep in God’s Word, For truths about God and His plans for this world, We’re seeking to love Him, with all of our heart, We’re Deep Down Detectives! Come on! Let’s start!</p>
<p>Classroom Rules Song</p> <p><i>lyrics and sheet music, Appendix A</i></p>	<p>There are two very important things that Deep Down Detectives do together: we worship God and we love one another. Our Classroom Rules Song reminds us how we should act. Let’s sing it.”</p> <p>Classroom Rules Song <i>DDD NIV Songs 2, track 6</i></p> <p>Shh, be quiet while someone is talking, Raise your hand, if you have something to say, Don’t touch your friend, sitting beside you, Obey your teachers, Be kind as you play. These are our classroom rules, These are our classroom rules, They help us worship God and love one another, These are our classroom rules.</p>
<p>Opening Prayer Time</p> <p><i>lyrics and sheet music, Appendix A</i></p>	<p>“Children, we need God’s help to keep these rules. Let’s ask Him to help us right now. Let’s get ready and pray.”</p> <p>Let’s Pray <i>DDD NIV Songs 2, track 7</i></p> <p>1-2-3! Fold your hands, Bow your head, Close your eyes. Let’s pray! (<i>repeat</i>)</p> <p>“Let’s pray:”</p> <p>Opening Prayer</p> <p>Dear Lord, We’re so glad to get to gather together to worship You! Please help us keep the classroom rules. Please help us to love You and learn about You today. In Jesus’ name we pray. Amen.</p>

2. OPENING CIRCLE TIME, continued

Reveal the Big Question

Introduce the Big Question Box/Briefcase

lyrics and sheet music, Appendix A

“Detectives INVESTIGATE things. That means they ask questions and look for answers. Deep Down Detectives investigate big questions about God. The Big Question we are investigating today is right inside our Big Question Box/Briefcase.

The Big Question Box Song

DDD NIV Songs 2, track 8

We’ve got a big box,
All closed up and locked,
Filled with the truths of God’s Word.

We’ve got a brief case,
There’s no time to waste,
Come on, kids, let’s open it up!

The Big Question under Investigation

VISUAL take out AID



of BQB

Big Question & Answer Sign, front side

**found in the DDD Unit 2 Visual Aids, NIV Book*

Ok, who would like to open for me and pull out the Big Question?”

Choose a child to open the box/briefcase, take out the Big Question and hand it to you, then hold up the Big Question sign for all the children to see, and say:

The Big Question we are investigating today is Big Question Number 2:

What’s So Special about the Bible?

and the Answer is:

It Alone Is God’s Word!

Big Question Meaning

There are millions of books in the world, but none is like the Bible. It alone is God’s perfect Word! God made sure it was written down just right. It tells us everything we need to know God and to live for Him. It is powerful to do everything God wants it to do. Everything else in this world may come and go, but God’s Word will last forever. It will always proves true.

Big Question Songs

Big Q & A 2 Song

lyrics and sheet music, Appendix A

“Let’s sing our Big Question Song:

Big Q & A 2 Song

DDD NIV Songs 2, track 12

(adapted version of “Three Blind Mice”)

What’s so special about the Bible?
It alone is God’s Word!
It alone is God’s Word!
It’s always true,
It can make you wise,
It can work pow’r’ly in your life.
It alone is God’s Word!
It alone is God’s Word!

2. OPENING CIRCLE TIME, continued

Learning about the Big Question

Repeat the Big Question and Answer again:

"What's So Special about the Bible? It Alone Is God's Word!"

Say: "Hmmm, I wonder what that means... Let's do our action rhyme/sing our song that explains it."

Then do the action rhyme /sing song using any of the optional motions suggested, if desired.

Big Question (Action Rhyme) Song

lyrics and sheet music, Appendix A

Big Question 2 Action Rhyme/ Song

DDD NIV Songs 2, track 13

Refrain:

What's so special about the Bible?
It alone is God's Word,
What's so special about the Bible?
It alone is God's Word.

(POSSIBLE ACTIONS)

hold up a Bible and point to it
Point up to God
hold up a Bible and point to it
Point up to God

There are millions and millions of books
in the world,
But only the Bible is God's perfect Word,
There are millions and millions of books
in the world,
But only the Bible is God's perfect Word.

make "book" with your hands by placing your flat palms next to each other like an open book

Verse 1

God's Word was written down perfectly,
By godly men long ago,
The Holy Spirit worked through them,
Inspiring every word they wrote.

hold up a Bible and point to it
Point up to God

use index of one hand to pretend to write on open palm of the other hand

Verse 2

God's Word is powerful and living,
It changes us, deep inside,
The Holy Spirit uses it
To make God's people like Christ.

hold open hands up to God, then bring them down and place on your head

flex arms
touch heart
hold open hands up to God, then bring them down and place over your heart

2. OPENING CIRCLE TIME, continued

Learning the Bible Truth

VISUAL take out

AID



of BQB

VISUAL AID

All the Bible Truths Sign

Knowing that the Bible alone is God’s Word is a good beginning, but there’s so more to learn. So it’s time for us to dig down even deeper for more answers to our Big Question about God. We’re going to be learning **FOUR** Bible truths that all tell us more about what makes the Bible so special.

Who would like to hand me the picture with our four Bible truths on it? It’s in the Big Question Box/Briefcase? *Choose a child to get it out and hand it to you, then hold it up and show them the pictures of the four truths they will be learning.*

Bible Truth Clue

VISUAL take out

AID



of BQB

Bible Truth Clue Sign,

front side

VISUAL AID

After everyone has had a good look, say...

“Ok, we’ve learned three ways the Bible is so special. They are: God made sure it was written down just right; It tells us about God and His plans; and, God uses it to save His people. (Point to pictures as you identify each Bible Truth.) Now let’s look at our Bible Truth Clue sign and see if we can figure out which of these four truths we will be learning about today. Who would like to get it out of the Big Question Briefcase for me?”

Choose a child to open the briefcase, take out the Bible Truth Clue sign and hand it to you. Hold up the front side for the children to see. Cover up the answer, written along the bottom, and say:

**“What’s So Special about the Bible?
It Alone Is God’s Word...
God uses it to ???? His people!**

Hint

We are missing one word. Here’s the hint to what the missing word is. It says: “What is the word for making something different? It rhymes with the word “strange?”

Can you guess? It’s “change”!

So the Bible Truth we are learning today is:
(uncover answer from bottom of sign, show it to them and say:)

**“What’s So Special about the Bible?
It Alone Is God’s Word...
God uses it to **CHANGE** His people!**

Bible Truth Meaning

And here is what this Bible Truth means: *(read the meaning off of the back of the sign, say:)*

We read books to know things. We read the Bible to know things, too. The Bible tells us about God and His plans for sinful people, like you and me. It tells us that God is good, but that we have all disobeyed Him. It tells us of how Jesus came to save us from our sins. These are all very good things us to learn.

But the Bible does more than just help us to learn things. It is God’s Word and He makes it POWERFUL to do things inside of us—to SAVE us (as we learned before) but also to CHANGE us in wonderful way, once we become His people.

God does this through His Holy Spirit, working in our hearts as we think about His Word, the Bible. The Holy Spirit can help us understand God’s Word, so that we can know how God wants us to live. He can use God’s Word to show us ways we are disobeying God and He can help us turn away from them. He can help us remember God’s words of comfort and forgiveness when we are sad. He can help us live and love the way God tells us to in the Bible.

2. OPENING CIRCLE TIME, continued

Learning the Bible Verse

"And how do I know this is true? God tells me so in His special book, the Bible."

The Bible Chant Song

Say or sing the Bible Chant Song.

DDD NIV Songs 2, track 9

lyrics and sheet music, Appendix A

The Bible Chant Song

The Bible, the Bible,
Let's get out the Bible.
Let's hear what God has to say.
The Bible, the Bible,
God's given us the Bible.
It's His Word for us to learn and obey! Yay!


Bible Verse

DDD 2.1 Bible Verse-front side (in the DDD Bible folder)

"Who would like to get our Bible folder out of the Big Question Briefcase for me?"

VISUAL AID

Place verse in take out



of BQB

DDD Bible Folder

Choose a child to open the briefcase, take out the "Bible" folder and hand it to you. Remove the Bible Verse Picture from the "Bible" folder and hold it up for all the children to see, then say:

Psalm 119:97-98 tells us:

Psalm 119:97-98:

"Oh, how I love your law! I meditate on it all day long. Your commands make me wiser than my enemies, for they are ever with me."

**found in the DDD Unit 2 Visual Aids, NIV Book*

Bible Verse Meaning

What does that mean?

God has put so many wonderful things in His Word, the Bible. He's put songs of worship in it. He's given us stories of the mighty things He's done for His people. He tells us about how Jesus came to save us from our sins. He's filled it with His good plans and His promises.

God has also written His laws and commands in the Bible. ("Laws" and "commands" are big words that mean "rules.") God's laws tell us how God wants us to live.

When we read God's laws in the Bible, the Holy Spirit can use them to change us and make us wise to live God's good way. They can help us to do the right thing, even when we have enemies around us who want us to do the wrong thing. God's laws are always the best way to live. No wonder God's people love to meditate on them! They want to live to please God! God's laws can help them!

2. OPENING CIRCLE TIME, continued

**Bible Verse
Song**

*lyrics and sheet music,
Appendix A*

We've said our Bible verse, now let's sing it!

O, How I Love Your Law : Psalm 119: 97-98

DDD NIV Songs 2, track 21

Oh, oh, oh, oh,
Oh, how I love your law!
I, I, meditate on it all day long,
Your commands make me wiser than my enemies,
Your commands make me wiser than my enemies,
For they are ever with me,
For they are ever with me.
Psalm One-nineteen, ninety-seven and eight.

2. OPENING CIRCLE TIME, continued

<p>Getting into the Case</p>	<p>"Now it's time to do a bit more deep down investigating. Let's read what Detective Dan wants us to help him figure out. Would someone like to get it out for me?"</p>
<p>Listening Assignments</p> <p>Place in  take out  of BQB</p>	<p>NOTE: Listening assignments are most suitable for ages 3+. Skip straight to the Bible story (see bottom of this page), if working with 2 year olds.</p> <p>"Let's open up our listening assignment and see what we are supposed to figure out today.</p> <p>Choose a child to take out the Listening Assignment (from the DDD Bible Folder) and hand it to you. Read Detective Dan's letter to the children that includes the listening assignment. The listening assignments are summarized below:</p>
<p>VISUAL AID</p> <p></p> <p>DDD Unit 2 Visual Aids, NIV</p>	<p>Detective Dan's Lesson #1 Listening Assignment:</p> <p>I need to find out:</p> <ol style="list-style-type: none"> 1. What caused the mess in Ephesus? 2. What made it so marvelous (good)?
<p>VISUAL AID</p> <p></p> <p>DDD Unit 2 Visual Aids, NIV</p>	<p>Detective Dan's Lesson #2 Listening Assignment:</p> <p>Our Bible Verse is Psalm 119:97-98:</p> <p>"Oh, how I love your law! I meditate on it all day long. Your commands make me wiser than my enemies, for they are ever with me."</p> <p>I need to find out:</p> <ol style="list-style-type: none"> 1. Who learned to love God's laws and wanted to live by them? 2. What did they stop doing because they loved God's laws and wanted to live by them?
<p>VISUAL AID</p> <p></p> <p>*Listening Assignment #3 includes the Assignment Sheet, plus 4 clue pictures*</p> <p>DDD Unit 2 Visual Aids, NIV</p>	<p>Detective Dan's Lesson #3 Listening Assignment:</p> <p>I found six clues, but only 4 of them are in the story. They are: a fake god; a sandwich; city leader; a fire; a shopkeeper; and, a flower. Hold up each of them for the children to see as you identify them.</p> <p>I need to figure out:</p> <ol style="list-style-type: none"> 1. Which four belong in our story? 2. What did Paul praise God for using His Word to do inside many people in Ephesus?
<p>Tell the Bible Story</p> <p>Place story & pics in  take out  of BQB</p> <p>DDD Unit 2 Visual Aids, NIV</p>	<p>Then say, "Ok, Deep Down Detectives! Put on your best listening ears and see if you can hear the answers to Detective Dan's questions. When I finish telling the story, we will see if we can answer all the questions."</p> <p>Read the Bible Truth story, putting up the storyboard pictures as you tell it. Then have the children answer the listening assignment, present the gospel and lead in prayer.</p> <p>*Answers to questions, the gospel and ACTS prayer are included with the story text.*</p>












2. OPENING CIRCLE TIME, continued

<p>Story Response Song(s)</p> <p>Hymn</p> <p><i>lyrics and sheet music, Appendix A</i></p>	<p><i>As attention span and time allow, you might want to end with one of the following songs which also tie in with the unit. If desired, use the Music and Movement activity ideas while singing (listed with the Response Activities).</i></p> <p>How Precious Is the Book Divine <i>DDD NIV Songs 2, track 15</i></p> <p>Verse 1 How precious is the book divine, By inspiration given; Bright as a lamp its doctrines shine, To guide our souls to heaven.</p> <p>Tie-in: "The Bible is precious. It is very special. There is no other book like it in the whole world. It is divine--that means it's from God. It's inspired--that means God's Holy Spirit helped godly people write it down just right. The Bible is such a great gift to us! God tells us about Himself in it. He tells us how He sent Jesus to save us from our sins. He tells us how He wants us to live for Him. He uses it to help us know how we can become His people and go to live with Him forever in heaven one day.</p>
<p>Praise Song</p> <p><i>lyrics and sheet music, Appendix A</i></p>	<p>Praise Song: The Best Book to Read Is the Bible <i>DDD NIV Songs 2, track 16</i></p> <p>Verse 1 The best book to read is the Bible, The best book to read is the Bible, It alone is God's true Word, With the best news ever heard! Yes! The best book to read is the Bible.</p> <p>Verse 2 The best book to read is the Bible, The best book to read is the Bible, If you read it ev'ry day, God will teach you His ways. Yes! The best book to read is the Bible.</p> <p>Tie-in: "The Bible is the best book to read, because only it alone is God's true word! In it, God tells us about Himself and the good news that He sent Jesus to save us from our sins. In it, He tells us how He wants us to live for Him. How God will bless and change us if we read His book, the Bible, every day!"</p>

3. TAKING ACTION: Response Activities *(choose from among these activities)*

<p>Transition to Activities</p>	<p>Well, Deep Down Detectives, you've done a great job diggin' deep down for answers in the truths of God's Word. Now it's time to enjoy some activities."</p> <p><i>Tell children what activity/s you are providing for them: either free play or some of the response activities listed below. When you are ready to dismiss them, Use this song to help the children to transition in an orderly fashion to their next activity.</i></p> <p>"Children, let's sing our Time to Play Song. When we are finished you may get up and walk over to our next activity."</p>
<p>Classroom Song, verse 2</p> <p><i>lyrics and sheet music, Appendix A</i></p>	<p>Classroom Song, verse 2 <i>DDD NIV Songs 2, track 2</i></p> <p>We've gathered together to worship God, We've gathered together to worship God, And now it's time to play.</p> <p><i>Dismiss the children to whatever activities you have prepared for them to do.</i></p>

3. TAKING ACTION: Response Activities *(choose from among these activities)*

<p>Response Activities</p>	<p>Choose one or more activities appropriate for your children, based on classroom time and developmental needs. Add the Discussion Sheet to any activity for deeper learning. </p>
<p>Bible Verse Memory Game</p> <p><i>game directions, Appendix B</i></p>	<p>Though listed with the opening activities, you may choose to use this Bible verse game here instead (or as a repeat).</p> <ul style="list-style-type: none"> • Lesson 1 Game: Fill'er Up • Lesson 2 Game: Lily Pad Jump • Lesson 3 Game: Loud and Soft, Big and Little <div data-bbox="1166 363 1328 474" style="border: 1px solid black; padding: 2px;"> <p>Use the Discussion Sheet with this activity for even deeper learning </p> </div> <div data-bbox="1349 348 1446 478" style="border: 1px solid black; padding: 2px;"> <p>Discussion Questions for Activities </p> </div> <p style="text-align: right;">Discussion Questions</p>
<p>Music, Movement & Memory Activity</p> <p><i>game directions, Appendix B</i></p>	<p>A music activity that uses the songs from the Bible Truth and Big Question unit.</p> <ul style="list-style-type: none"> • DDD Songs for this Bible Truth, plus: • Lesson 1 Activity: March 'n' Say • Lesson 2 Activity: Clap, Tap and Say • Lesson 3 Activity: Block Clappers <div data-bbox="1166 621 1328 732" style="border: 1px solid black; padding: 2px;"> <p>Use the Discussion Sheet with this activity for even deeper learning </p> </div> <div data-bbox="1349 585 1446 716" style="border: 1px solid black; padding: 2px;"> <p>Discussion Questions for Activities </p> </div> <p style="text-align: right;">Discussion Questions</p>
<p>Bible Story Review Game</p> <p><i>game directions, Appendix B</i></p>	<p>A game that uses the storyboard pictures from the story to review the story.</p> <ul style="list-style-type: none"> • Lesson 1 Game: Who's in the Basket? • Lesson 2 Game: Going Fishing • Lesson 3 Game: Pony Express <div data-bbox="1166 835 1328 947" style="border: 1px solid black; padding: 2px;"> <p>Use the Discussion Sheet with this activity for even deeper learning </p> </div> <div data-bbox="1349 810 1446 940" style="border: 1px solid black; padding: 2px;"> <p>Discussion Questions for Activities </p> </div> <p style="text-align: right;">Discussion Questions</p>
<p>Coloring Pages/ Take Home Sheets</p> <p><i>in Appendix C</i></p>	<p>A coloring page related to the lesson assignment question is provided for each lesson. On the back of each are the key concepts, a few questions and a song for parents to use with their children.</p> <p>NOTE: Upgrade your coloring sheet to a more interesting craft by offering simple embellishments, such as jiggly eyes, craft sand, glitter, glitter glue, colored paper dots (made with a hole punch), fabric scraps, etc. Make cut-to-size glued-on clothes, hair, etc for characters by using a copy of the coloring sheet, cutting out the selected portions and making them the patterns for whatever you want to cut out of fabric, paper, foil, etc.</p> <ul style="list-style-type: none"> • Lesson 1 Coloring Sheet Emphasis: Bible Truth • Lesson 2 Coloring Sheet Emphasis: Bible Verse • Lesson 3 Coloring Sheet Emphasis: ACTS Prayer <div data-bbox="1166 1234 1328 1346" style="border: 1px solid black; padding: 2px;"> <p>Use the Discussion Sheet with this activity for even deeper learning </p> </div> <div data-bbox="1349 1230 1446 1360" style="border: 1px solid black; padding: 2px;"> <p>Discussion Questions for Activities </p> </div> <p style="text-align: right;">Discussion Questions</p>
<p>Extra Crafts: Big Question Craft <i>in Appendix C</i></p> <p>Bible Verse Craft <i>in Appendix C</i></p> <p>Bible Story Puzzle <i>in Appendix C</i></p>	<p>These crafts are slightly more complex than the coloring/take home sheets:</p> <p>The Bible Concept Go-and-Tell Craft is a craft that summarizes the Bible concept and includes the Bible verse. It is included for those desiring more than a coloring sheet. This more complex craft will involve gluing, sticking, etc. Can be used at any time.</p> <p>The Bible Story Coloring Sheet provides a tie in between the Bible story and the Bible truth they are learning.</p> <p>The Storyboard Picture Placement Page has been made into a puzzle that can be cut out and re-assembled by the children. This provides a nice summary of the Bible story.</p> <div data-bbox="1166 1486 1328 1598" style="border: 1px solid black; padding: 2px;"> <p>Use the Discussion Sheet with these activities for even deeper learning </p> </div> <div data-bbox="1349 1461 1446 1591" style="border: 1px solid black; padding: 2px;"> <p>Discussion Questions for Activities </p> </div> <p style="text-align: right;">Discussion Questions</p>
<p>Free Play Activities</p> <p><i>ideas in Appendix D</i></p>	<p>Offer your own or some of the easy-to-make, free play activities suggested in Appendix D.</p>

4. CLOSING CIRCLE TIME *(End-of-session activities for the last 5-10 minutes of class time)*

<p>Transition to Closing Circle</p> <p>Classroom Song, verse 3</p> <p><i>lyrics and sheet music, Appendix A</i></p>	<p><i>Use this song to help the children to transition in an orderly fashion. Start singing this song and ask the children to gather with you for Closing Circle Time.</i></p> <p>Classroom Song, verse 3 <i>DDD NIV Songs 2, track 3</i></p> <p>It's time to get ready to go and tell, It's time to get ready to go and tell, Come gather here with me.</p>
<p>Closing Circle Time</p> <p>Classroom Song, verse 4</p> <p><i>lyrics and sheet music, Appendix A</i></p>	<p><i>When children are settled in the circle, say:</i></p> <p>"It's almost time for your parents to come pick you up. And do you know what that means? It means.... (draw this out to build anticipation and excitement)...that it's almost time to go home and....it's almost time to...Go and Tell! We have learned some big news about God today. God wants us to take and tell it to the whole world!"</p> <p>Classroom Song, verse 4 <i>DDD NIV Songs 2, track 4</i></p> <p>So what's our big news to go and tell, So what's our big news to go and tell, Can you tell me now?</p>
<p>Big News to Tell</p> <p>Big Question 2</p> <p><small>VISUAL AID</small></p> <div style="border: 1px solid black; background-color: #90EE90; padding: 2px; display: inline-block; width: 20px; height: 20px; text-align: center; line-height: 20px;">#1</div> <p><small>*found in the DDD Unit 2 Visual Aids, NIV Book</small></p> <p><i>lyrics and sheet music, Appendix A</i></p> <p>Big Question 2, Bible Truth 4</p> <p><small>VISUAL AID</small></p> <div style="border: 1px solid black; background-color: #90EE90; padding: 2px; display: inline-block; width: 20px; height: 20px; text-align: center; line-height: 20px;">#3</div>	<p>"Let's see....there's so much big news to tell! There's so much we've learned!</p> <p>First of all, can you tell me the answer to our Big Question: "What's so special about the Bible?" <i>Hold up the Bible Truth Clue Picture.</i></p> <p>Say the answer with me: "It alone is God's Word!"</p> <p><i>(If desired, you can sing one/both of the Big Question songs.)</i> <i>DDD NIV Songs 2, tracks 12,13</i></p> <p>And what's one way the Bible is special? What did we learn? <i>Point to the picture.</i></p> <p>God uses it to change His people!"</p>
<p>Big Question 2 Bible Truth 4 Bible Verse</p> <p><small>VISUAL AID</small></p> <div style="border: 1px solid black; background-color: #90EE90; padding: 2px; display: inline-block; width: 20px; height: 20px; text-align: center; line-height: 20px;">#4</div> <p><small>*found in the DDD Unit 2 Visual Aids, NIV Book</small></p> <p><i>lyrics and sheet music, Appendix A</i></p>	<p>"And how do I know this is true? Can you tell me? Say it with me: "The Bible tells me so!"</p> <p>That's right!</p> <p>We learned: Psalm 119:97-98:</p> <p>"Oh, how I love your law! I meditate on it all day long. Your commands make me wiser than my enemies, for they are ever with me."</p> <p>God has put so many wonderful things in His Word, the Bible. He's put songs of worship in it. He's given us stories of the mighty things He's done for His people. He tells us about how Jesus came to save us from our sins. He's filled it with His good plans and His promises. God has also written His laws and commandments in the Bible. ("Laws" and "commandments" are big words that mean "rules.") God's laws tell us how God wants us to live. When we read God's laws in the Bible, the Holy Spirit can use them to change us and make us wise to live God's good way. They can help us to do the right thing, even when we have enemies around us who want us to do the wrong thing. God's laws are always the best way to live. No wonder God's people love to meditate on them! They want to live to please God! God's laws can help them! <i>(If desired, you can sing the Bible verse song.)</i> <i>DDD NIV Songs 2, track 20</i></p>

4. CLOSING CIRCLE TIME, continued

<p>Closing ACTS Prayer Time</p> <p>ACTS Prayer Chant</p> <p><i>lyrics and sheet music, Appendix A</i></p>	<p><i>Let's ask God to help us to remember this and even tell others this good news. Let's get ready and pray our ACTS prayer.</i></p> <p><i>And what does ACTS mean? Let's sing/say our ACTS Prayer Chant!</i></p> <p>ACTS Prayer Chant Song <i>DDD NIV Songs 2, tracks 10,11</i></p> <p>A, Adoration: God, we praise You! C, Confession: Forgive us our sins. That's the ACTS prayer, my friend, T, Thanksgiving: Thank You for Jesus, Bow head, Close your eyes, Shhh, S, Supplication: Help us to live like Him. Let's begin!</p>
<p>Closing ACTS Prayer</p>	<p>"Let's pray!"</p> <p><i>Lead the children in the ACTS prayer for this Bible Truth.</i></p> <p>A We praise you, God, for giving us Your powerful Word. You are able to change us.</p> <p>C God, we know that we disobey You and should change, but sometimes we don't want to. Please forgive us.</p> <p>T Thank You for all the ways You can change us through Your Word. Thank You that You can help us to love You and live for You.</p> <p>S Work deep inside our hearts as we hear Your Word! Help us to turn away from disobeying You and trust in Jesus as our Savior. Change us so that we love You more and more.</p> <p>In Jesus' name we pray. Amen.</p>
<p>5. TAKING IT HOME <i>(Take Home Sheet)</i></p>	
<p>Clean up and Dismissal</p>	<p>"Now it's time to work together and clean up." <i>Have the children join you in cleaning up the room.</i></p>
<p>Coloring Pages/ Take Home Sheets</p> <p><i>in Appendix C</i></p>	<p><i>Give out the craft/take home sheet and any other papers from the session, as you dismiss children from class.</i></p> <p><i>(Reminder: The back side of the coloring page is the take home sheet for each lesson.)</i></p>
<p>Bible Story to Take-Home</p> <p><i>in Appendix C</i></p>	<p>You may also want to include a copy of the story along with the take home sheet. (However, each coloring sheet/take home sheet includes a note to parents telling them where they can download the story from the parents' resources section on the website.)</p>

The Case of the Marvelous Mess*Acts 19; Ephesians***Story-telling Tips**

Ahead of time:

1. Read the Bible verses and story. Pray!
2. Choose story action cues and/or prepare storyboard figures, if using. (Included in Visual Aids books)
3. Practice telling story with the storyboard pictures, timing your presentation. Shorten, if necessary.

During your presentation:

1. Maintain as much eye contact as possible as you tell the story.
2. Put up storyboard figures/add story action cues as you tell the story. Allow the children to help you put them on the board, if desired.
3. Include the children in your story with a few questions about what they think will happen or words/concepts that might be new to them.

INTRODUCTION/ LISTENING ASSIGNMENTS

“Our story is called: The Case of the Marvelous Mess. Here is your listening assignment...” *Read from Detective Dan’s Listening Assignment signs, but questions are summarized below:*

Detective Dan’s Lesson #1 Listening Assignment:

I need to find out:

1. **What caused the mess in Ephesus?**
2. **What made it so marvelous (good)?**

Detective Dan’s Lesson #2 Listening Assignment:**Our Bible Verse is Psalm 119:97-98:**

“Oh, how I love your law! I meditate on it all day long. Your commands make me wiser than my enemies, for they are ever with me.”

I need to find out:

1. **Who learned to love God’s laws and wanted to live by them?**
2. **What did they stop doing because they loved God’s laws and wanted to live by them?**

Detective Dan’s Lesson #3 Listening Assignment:

I found six clues, but only 4 of them are in the story.

They are: a fake god; a sandwich; city leader; a fire; a shopkeeper; and, a flower.

Hold up each of them for the children to see as you identify them.

I need to figure out:

1. **Which four belong in our story?**
2. **What did Paul praise God for using His Word to do inside many people in Ephesus?**

Read the assignment questions, THEN SAY,

“Ok, Deep Down Detectives! Put on your best listening ears and see if you can hear the answers to Detective Dan’s questions. When I finish telling the story, we will see if we can answer all the questions.”

Read the Bible Truth story, answer questions, present the gospel and lead in prayer.

Listening Assignments answers; the gospel; and, an ACTS prayer are included with the story text at the end.

The Case of the Marvelous Mess *Acts 19; Ephesians*

Story with lines separating paragraphs (text in bold, optional interaction cues in italics) Numbers correspond to storyboard pictures and placement upon the storyboard. Always feel free to use less pictures, if it's best for your kids. Simply black out the numbers next to pictures you do not plan to use. All pictures are found in the Visual Aids book. Put BG (background) pictures on storyboard ahead of time. SB pictures (listed below in story text) are added to board as you tell the story. These numbers are also found on the back of each picture.

Tip: Stack pictures in numerical before telling story for easy use. Use sticky-back velcro to attach pictures to storyboard felt. Use sticky-tac putty to stick a picture on top of another picture.

Ephesus was a big, beautiful city. It was a city that was rich and merry from (SB1, SB2) worshipping fake gods and goddesses.

People came from many lands to worship the fake gods and goddesses of Ephesus--especially (SB3) the fake goddess Artemis, in her big, beautiful, worship house.

People (SB4) spent lots of money buying worship gifts for Artemis and throwing big, worship parties to celebrate her. They (SB5) spent lots of money buying big books that were supposed to be magical. And, they (SB6) spent lots of money buying little statues of Artemis to keep on worshipping her when they went back home.

This was how life had been in Ephesus for a very long time. Rich and merry from worshipping fake gods and goddesses. But now things were about to change. One man with one book was coming to Ephesus, and oh, my, there was going to be a mess in Ephesus soon!

The (SB7) man was Paul. And the book? Can you guess what book was causing so much trouble?

What's your guess?

It was God's Word, the Bible.

"(SB8) I have good news for you," Paul told the people of Ephesus. "Right here in God's Word, God promised that He would send a Savior to save us from our sins. And guess what? He's come!" Paul exclaimed.

"Jesus is that Savior. He is God's Son come from heaven to save us. Jesus lived a perfect life— He never, ever sinned. He chose to suffer and die on a cross, offering up His life to God as the full payment for the sins of God's people. Then on the third day, Jesus rose from the dead in victory showing He really beat sin and death for them," Paul told them.

"Come, turn away from your sins. Turn away from worshipping fake gods! Trust in Jesus as your Savior and be forgiven of your sins. You can become God's people, too. You can have eternal life with Him!" Paul urged them all.

Can you remember what the big Bible word is for this good news? It's the gospel!

God helped Paul to boldly preach the good news of Jesus to the people of Ephesus. He also gave Paul a special gift to help people know that Jesus really was His Son, the Savior. (SB9) He gave Paul the power to heal sicknesses in Jesus' name. Paul would just place his hands on sick people and God would heal them. Blind people. Lame people. Every kind of sick people. God healed them all. Wow!

All over Ephesus Paul went. In the (SB10) synagogue-worship place, (SB11) in the marketplace, and (SB12) everywhere in between. And wherever Paul went, he would share the good news of Jesus and God would heal people in Jesus' name. Oh, how Paul prayed that these people would turn from their sins and trust in Jesus as their Savior! He wanted them all to become God's people!

Story with lines separating paragraphs (text in bold, optional interaction cues in italics)

But Paul wasn't the only one who wanted these people to be saved. Someone else did, too.

Who else wanted these people to become God's people?

That Someone Else was God! (SB13, SB14, SB15) God's Holy Spirit worked inside people as they listened to Paul preach God's Word. He worked inside them as they saw how God used Paul to heal sick people in Jesus' name...and they believed!

"This Jesus is not like our fake gods. He is alive! He is powerful to help us! He is powerful to save us from our sins!" they exclaimed. "Let's turn away from these fake gods. Let's trust in Jesus as our Savior!" they decided. Paul was so excited at how God was using His Word and His power to save many people in Ephesus!

God had used His powerful Word to save these people of Ephesus, and that was amazing. But God was not done yet. He hadn't planned to just SAVE these people from their sins and have them keep on living their old way. God had planned to CHANGE them and give them a wonderful, whole new way of life, too. How? God's Holy Spirit would use that one man with that one book again.

Who was the man? What was the book? Can you remember?

Yes, God would use Paul and His Word, the Bible once more.

Paul gathered (SB16) the new believers together and taught them even more from God's Word. He taught them more about Jesus. He taught them more about God's great plans. He taught them more about how to love God and love one another.

And as these new believers listened to Paul preach God's Word, the Holy Spirit worked in their hearts. He helped them want to love God more. He helped them want to serve God with their whole lives. And He helped them want nothing to do with those old, fake gods and goddesses anymore, not even Artemis! Uh oh...here comes the mess!

The first mess those new believers made was (SB17) throwing out all their magical books of those old, fake gods. They made a huge pile of them and guess what they did next?

Can you guess?

They set them on fire right there in town! They didn't need those old books any more. They were going to live for Jesus now! The only book they needed was God's Word. The other people in Ephesus were shocked! Why would these people burn up all these magical books!

That was a big mess, but it wasn't the only mess. There was more mess to come!

Then, (SB18) the believers stopped spending their money on those big, Artemis worship parties and those little, Artemis statues. Now they wanted to use their money the way God's Word told them to, like taking care of each other and telling more people about Jesus.

Paul was so happy! He thanked God for using His Word to not just save these people in Ephesus, but to really change them, too.

Bible Story for Big Question 2, Bible Truth 4**P.4***Story with lines separating paragraphs (text in bold, optional interaction cues in italics)*

Yes, Paul was so happy, but there were a lot of other people who were NOT happy at all--especially (SB19) the shopkeepers who sold the little, Artemis statues and all the things for the big, Artemis worship parties. They were very, very unhappy!

“We don’t make much money any more,” they grumbled. “People aren’t spending money on big, Artemis worship parties anymore. They aren’t buying our little, Artemis statues either. And it’s all because of that one man with his one book! What a mess he has made in Ephesus! We have to get rid of Paul and clean up this mess! And let’s do it right now!” they decided.

What do you think they will do to Paul?

The (SB20) shopkeepers gathered together a huge, angry crowd. They were shoving and bumping! They were yelling and grumping! “Hurray for Artemis! Boo for Jesus! Get rid of Paul!” they shouted, as loudly as they could, for hours and hours and hours! What a mess there was in Ephesus now!

At last, (SB21) city leaders came in and quieted down the crowds. They sent them all home and told Paul to leave the city. (SB22) Paul packed his things, said goodbye to the believers and left Ephesus that very day. Surely this would clean up the mess in Ephesus, the leaders thought.

Do you think that would clean up the mess, to have Paul leave Ephesus?

But those leaders were wrong. Maybe the man had gone, but that book-- the Word of God-- had certainly not! The new believers would go on reading it and learning from it. And God would go on using it to change them. These men and women would go on loving God and living for Him. They would go on boldly telling others the good news of Jesus.

The mess in Ephesus was far from cleaned up. It was there to stay. And that was a very good thing!

Cracking the Case: (story wrap-up for Listening Assignments)

It's time to see how we did with our Listening Assignment.

Detective Dan's Lesson 1 Listening Assignment:

1. What caused the mess in Ephesus? Paul preaching God's Word, and God's Word changing people made the mess.

2. What made it so marvelous? It was marvelous (good) because many people in Ephesus turned away from their sins and trusted in Jesus as their Savior.

For You and Me:

God can use His Word to do marvelous things inside of us, too. He can use it to help us to turn away from our sins and trust in Jesus as our Savior. He can use it to change us and help us to love Him and others more and more. Ask Him! He loves to answer this prayer!

Detective Dan's Lesson 2 Listening Assignment:**Our Bible Verse is: Psalm 119:97-98:**

"Oh, how I love your law! I meditate on it all day long. Your commands make me wiser than my enemies, for they are ever with me."

1. Who learned to love God's laws and wanted to live by them? Many people in Ephesus who listened to Paul preach God's Word.

2. What did they stop doing because they loved God's laws and wanted to live by them? They set their magical books on fire and they stopped buying statues and stuff for the big worship parties for the fake gods.

For You and Me:

God's laws are so good. They teach us how God wants us to live. God can use them to help us to live for Him. God wants us to meditate (think about) His laws, too. His Holy Spirit can work in our hearts and help us to live by them. He promises to help all who turn from their sins and trust in Jesus as their Savior.

Detective Dan's Lesson 3 Listening Assignment:

Our six clues were: a fake god; a sandwich; city leader; a fire; a shopkeeper; and, a flower.

1. Which four belong in our story?

The fake god; city leader; fire; and shopkeeper.

2. What did Paul praise God for using His Word to do inside many people in Ephesus?

He praised God for using His Word to save and change many people in Ephesus.

For You and Me:

God can use His Word to save us and to change us, too, just like He did in the people of Ephesus. God loves to work in our hearts as we listen to God's Word. Ask Him to work inside you! He can help you turn from your sins and trust in Jesus as your Savior. He can change you to love Him and live for Him, too. How good and powerful is our God!

The Gospel (story wrap-up if NOT using Listening Assignments)**Our Bible Truth is:****What's So Special about the Bible?****It Alone Is God's Word...****God uses it to change His people!**

Paul preached God's Word to the people of Ephesus. God worked in the hearts as people listened. He used His Word to save many, then to change them. How powerful was God's Word in their lives! God can use His Word to work powerfully in our lives, too. He can use to help us to turn from our sins and trust in Jesus. He can use it to change us, too.

Close in prayer.

Closing ACTS Prayer

- A** We praise you, God, for giving us Your powerful Word. You are able to change us.
- C** God, we know that we disobey You and should change, but sometimes we don't want to. Please forgive us.
- T** Thank You for all the ways You can change us through Your Word. Thank You that You can help us to love You and live for You.
- S** Work deep inside our hearts as we hear Your Word! Help us to turn away from disobeying You and trust in Jesus as our Savior. Change us so that we love You more and more.

In Jesus' name we pray. Amen.

Go to Lesson Plan, p.9 for the script to the rest of the lesson.

Deep Down Discussion Sheet

use with all THREE lessons

Use with all response activities for deeper learning



P.1

Questions to aid discussion of the key concepts and for use in games

Be familiar with these questions and answers. Look for opportunities to ask questions and discuss their answers, such as while the children work on their coloring pages, as part of their response games, or during play time. Remember: your goal isn't to ask all these questions or only talk to the children about these things. It is to be deliberate in having good conversations with the children as you are able.

<p>BIG QUESTION</p> <p>Meaning</p> <p>Discussion Questions</p>	<p>What's So Special about the Bible? It Alone Is God's Word!</p> <p>There are millions of books in the world, but none is like the Bible. It alone is God's perfect Word! God made sure it was written down just right. It tells us everything we need to know God and to live for Him. It is powerful to do everything God wants it to do. Everything else in this world may come and go, but God's Word will last forever. It will always prove true.</p> <p><i>choose a few</i></p> <ol style="list-style-type: none"> 1. What's so special about the Bible? <i>It alone is God's Word!</i> 2. How many books are there in the world? <i>Millions!</i> 3. How many books are like the Bible? <i>None!</i> 4. Why is the Bible different from all the other books in the world? <i>It alone is God's Word.</i> 5. What does the Bible tell us about God? <i>Everything we need to know.</i> 6. What does the Bible tell us about how we should live? <i>Everything we need to know.</i> 7. What is the Bible powerful to do? <i>Everything God wants it to do.</i> 8. Will the things in this world last forever? <i>No, they won't. They will come and go.</i> 9. How long will God's Word last? <i>Forever!</i> 10. What will always prove true? <i>The Bible! It is God's perfect Word.</i> 11. Who can help me to understand God's Word, the Bible? <i>God can.</i>
<p>BIBLE TRUTH</p> <p>Meaning</p> <p>Discussion Questions</p>	<p>The Bible Alone is God's Word...God uses it to change His people!</p> <p>We read books to know things. We read the Bible to know things, too. The Bible tells us about God and His plans for sinful people, like you and me. It tells us that God is good, but that we have all disobeyed Him. It tells us of how Jesus came to save us from our sins. These are all very good things us to learn. But the Bible does more than just help us to learn things. It is God's Word and He makes it POWERFUL to do things inside of us—to SAVE us (as we learned before) but also to CHANGE us in wonderful way, once we become His people. God does this through His Holy Spirit, working in our hearts as we think about His Word, the Bible. The Holy Spirit can help us understand God's Word, so that we can know how God wants us to live. He can use God's Word to show us ways we are disobeying God and He can help us turn away from them. He can help us remember God's words of comfort and forgiveness when we are sad. He can help us live and love the way God tells us to in the Bible.</p> <p><i>choose a few</i></p> <ol style="list-style-type: none"> 1. What does the Bible tell us about? <i>About God and His good plan to save people like you and me through Jesus.</i> 2. What else does God use His Word, the Bible, to do? <i>To keep on changing us, even after He has saved us from our sins.</i> 3. How does God change us by His Word, the Bible? <i>He sends His Holy Spirit to work in our hearts as we learn God's Word. He helps us change.</i>
<p>THE GOSPEL</p>	<p>What is God's good news for you and me that God gives us in His Word, the Bible? <i>The gospel! Even though we are sinners who deserve God's punishment for our sins, God sent His Son to save us. God promises to forgive the sins of all who turn away from disobeying Him and trust in Jesus as their Savior. God will help us to do this, if we ask Him. He loves to answer this prayer!</i></p>

Questions to aid discussion of the key concepts and for use in games

<p>BIBLE TRUTH BIBLE VERSE</p>	<p>"Oh, how I love your law! I meditate on it all day long. Your commands make me wiser than my enemies, for they are ever with me." --Psalm 119:97-98</p>
<p>Meaning</p>	<p>God has put so many wonderful things in His Word, the Bible. He's put songs of worship in it. He's given us stories of the mighty things He's done for His people. He tells us about how Jesus came to save us from our sins. He's filled it with His good plans and His promises. God has also written His laws and commandments in the Bible. ("Laws" and "commandments" are big words that mean "rules.") God's laws tell us how God wants us to live. When we read God's laws in the Bible, the Holy Spirit can use them to change us and make us wise to live God's good way. They can help us to do the right thing, even when we have enemies around us who want us to do the wrong thing. God's laws are always the best way to live. No wonder God's people love to meditate on them! They want to live to please God! God's laws can help them!</p>
<p>Discussion Questions</p>	<p><i>choose a few</i></p> <ol style="list-style-type: none"> 1. Where did God write down His laws? <i>In the Bible, His Word.</i> 2. What do God's laws tell us? <i>How God wants us to live.</i> 3. When is it good to live by God's laws? <i>Always. They are always the best way to live.</i> 4. Meditate is a big word that means thinking about something over and over. What do God's people love to meditate on? <i>God's laws and all the rest of God's Word, the Bible.</i> 5. When do God's people meditate (think about) God's Word? <i>All through the day.</i> 6. Why do you think God's people think about God's Word so much? <i>Because they want to live the way God wants them to live. And, because God helps change them as they think about it. God's Word is powerful to change them!</i> 7. Why do you think God's people love God's law? <i>Because they want to live for God and God's law tells them how.</i> 8. <i>Why are God's people happy that God's law makes them wiser than their enemies? Because God's Word can help them do what is good and pleases God, even when others are against them. They need God to help them and He does...through His Word!</i>
<p>BIBLE STORY</p> <p>Discussion Questions</p>	<p>The Case of the Marvelous Mess <i>Acts 19; Ephesians</i></p> <p><i>choose a few</i></p> <ol style="list-style-type: none"> 1. What man went to Ephesus to tell the people the good news of Jesus? <i>Paul.</i> 2. What book did Paul use to tell the people about Jesus? <i>God's Word, the Bible.</i> 3. Who did the people in Ephesus worship? <i>Fake gods and goddesses, especially Artemis.</i> 4. What did many people come to Ephesus to do? <i>To worship Artemis.</i> 5. What did people do to honor Artemis? <i>They threw big worship parties and bought statues of her to take home.</i> 6. What happened when Paul preached the good news of Jesus in Ephesus? <i>Many people believed and were saved.</i> 7. What did God use His Word to do inside the people of Ephesus? <i>He used it to save them and to change them.</i> 8. What did the people do with their magical books when they became believers in Jesus? <i>They burned them up in a big fire.</i> 9. What did the people stop buying when they became believers in Jesus? <i>Statues and stuff for the big worship parties for the fake gods.</i> 10. What made the shopkeepers so angry? <i>So many people had become believers in Jesus and had stopped buying their statues and stuff for worship parties.</i> 11. What did the shopkeepers do when they got really angry? <i>They got together a huge crowd of people who cheered for Artemis and wanted to get rid of Paul.</i> 12. What did the city leaders do to get rid of the mess in Ephesus? <i>They made Paul leave town.</i> 13. What did God's Word keep on doing in Ephesus, even after Paul had left? <i>Kept working inside of people, helping them trust in Jesus as their Savior; and, changing them, more and more.</i>