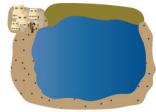

Big Question 2, Bible Truth 3 Storyboard Background Pictures Key (BG)

Put these pictures in place on your storyboard BEFORE you tell your story.

BG1 Sea of Galilee



BG2 Hills



BG3 Sun



BG4 Mt. of Olives



Big Question 2, Bible Truth 3 Storyboard Pictures Key (SB)

Store these pictures in numerical order in your HSK Bible Folder.

Add these to your story as you tell it. Numbers correspond to placement order.

SB1 Fishermen Peter, Andrew, James and John




SB2 Moon




SB3 Going Fishing



SB4 A Typical Catch of Fish



SB5 Selling Fish at Market




SB6 Catching No Fish All Night



SB7 Boat on Shore



SB8 Cleaning Nets



SB9 Jesus and the Crowd



SB10 Jesus Preaching from the Boat



SB11 Holy Spirit Working in Hearts as They Hear God's Word Preached




SB12 The Miraculous Catch of Fish



SB13 The Holy Spirit Works in Their Hearts and Helps Them to Begin to Believe



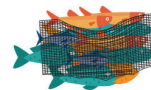
SB14 Peter Confesses His Sin



SB15 Leave Your Nets and Follow Me



SB16 Nets and Fish Left Behind



SB17 Disciples Listen as Jesus Preaches



SB18 Disciples Watch as Jesus Does Amazing Things



SB19 Watch Jesus Dies on The Cross to Save God's People and Rise from the Dead



SB20 Holy Spirit Works in Hearts and Helps Them Believe in Jesus Even More



SB21 Jesus Tells Them to Tell the World the Gospel



SB22 Many Listen to the Disciples and Are Saved



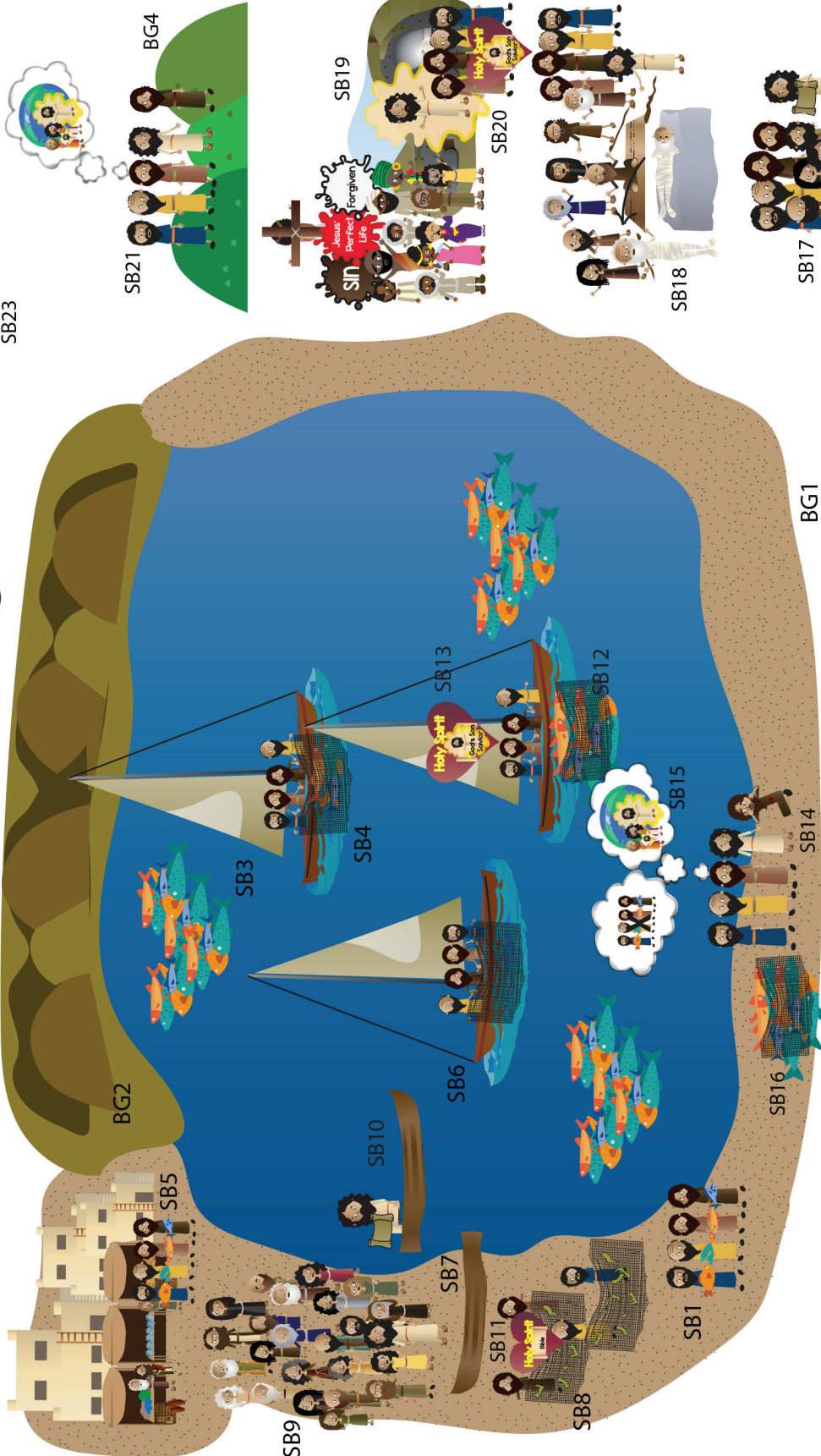
SB23 Peter and John Write Down God's Word



SB24 The Holy Spirit Helps Them Write It Down Just Right



Note: Use sticky tac putty rather than velcro on back of pictures placed on top of other pictures.



Note: The Sea of Galilee is HUGE! 16 panels in all.

Assemble like this:

1A 1B 1C 1D

2A 2B 2C 2D


3A 3B 3C 3D

4A 4B 4C 4D

For storage sake, I would laminate the sheets in pairs: (1A and 1B; 1C & 1D, etc). Right before class, I would use painter's tape or masking tape to connect all the pieces together. That will have it all ready to go when you need it for your story.





BG1 Sea of Galilee
Piece 1 A of 16 pieces
DDD 2.3 Story
Glue Together and Laminate
Place on board BEFORE telling story




BG1 Sea of Galilee
Piece 1 B of 16 pieces
DDD 2.3 Story
Glue Together and Laminate
Place on board BEFORE telling story

SB22 Many Listen to the Disciples
and Are Saved
DDD 2.3 Story




BG1 Sea of Galilee
Piece 1 C of 16 pieces
DDD 2.3 Story
Glue Together and Laminate
Place on board BEFORE telling story

SB23 Peter and John Write
Down God's Word
DDD 2.3 Story




BG1 Sea of Galilee
Piece 1 D of 16 pieces
DDD 2.3 Story
Glue Together and Laminate
Place on board BEFORE telling story

SB18 Disciples Watch
as Jesus Does Amazing
Things
DDD 2.3 Story



BG1 Sea of Galilee
Piece 2 A of 16 pieces
DDD 2.3 Story
Glue Together and Laminate
Place on board BEFORE telling story

SB15 Leave Your Nets
and Follow Me
DDD 2.3 Story



BG1 Sea of Galilee
Piece 2 B of 16 pieces
DDD 2.3 Story
Glue Together and Laminate
Place on board BEFORE telling story

SB13 The Holy Spirit Works
in Their Hearts and
Helps Them to Begin
to Believe
DDD 2.3 Story

SB14 Peter Confesses
His Sin
DDD 2.3 Story



BG1 Sea of Galilee
Piece 2 C of 16 pieces
DDD 2.3 Story
Glue Together and Laminate
Place on board BEFORE telling story


SB11 Holy Spirit Working in
Hearts as They Hear God's
Word Preached
DDD 2.3 Story

SB20 Holy Spirit Works in
Hearts and Helps Them
Believe in Jesus Even More
DDD 2.3 Story

SB7 Boat on Shore
DDD 2.3 Story


SB24 The Holy Spirit Helps
Them Write It Down
DDD 2.3 Story

SB10 Jesus Preaching
from the Boat DDD 2.3 Story




BG1 Sea of Galilee
Piece 2 D of 16 pieces
DDD 2.3 Story
Glue Together and Laminate
Place on board BEFORE telling story

SB9 Jesus and the Crowd
DDD 2.3 Story





BG1 Sea of Galilee
Piece 3 A of 16 pieces
DDD 2.3 Story
Glue Together and Laminate
Place on board BEFORE telling story

BG1 Sea of Galilee
Piece 4D of 16 pieces
DDD 1.4 Story
Glue Together and Laminate
Place on board BEFORE telling story




BG1 Sea of Galilee
Piece 3 B of 16 pieces
DDD 2.3 Story
Glue Together and Laminate
Place on board BEFORE telling story

BG1 Sea of Galilee
Piece 4C of 16 pieces
DDD 1.4 Story
Glue Together and Laminate
Place on board BEFORE telling story



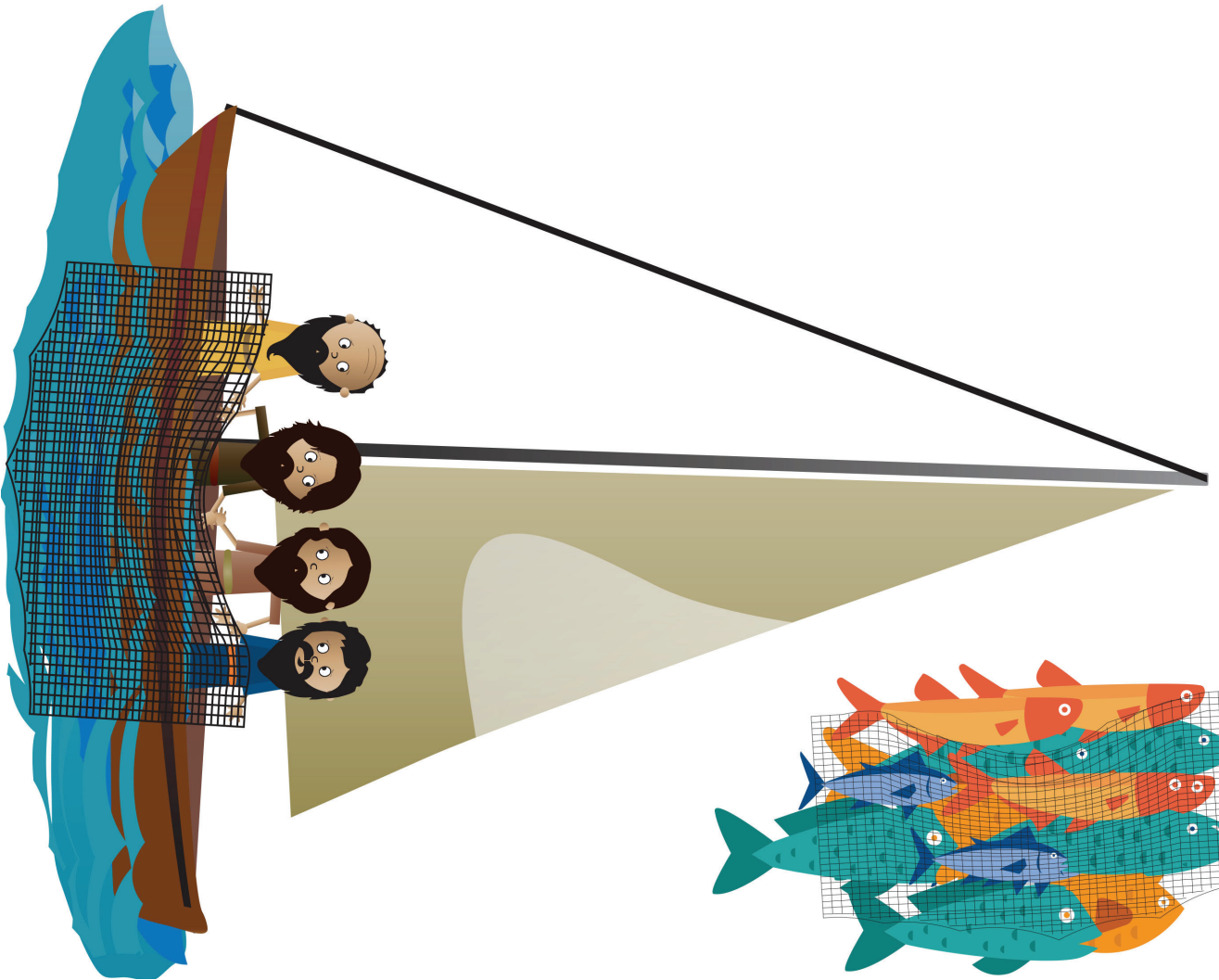

BG1 Sea of Galilee
Piece 3 C of 16 pieces
DDD 2.3 Story
Glue Together and Laminate
Place on board BEFORE telling story

BG1 Sea of Galilee
Piece 4B of 16 pieces
DDD 2.3 Story
Glue Together and Laminate
Place on board BEFORE telling story



BG1 Sea of Galilee
Piece 3 D of 16 pieces
DDD 2.3 Story
Glue Together and Laminate
Place on board BEFORE telling story

BG1 Sea of Galilee
Piece 4A of 16 pieces
DDD 2.3 Story
Glue Together and Laminate
Place on board BEFORE telling story



SB5 Selling Fish
at Market
DDD 2.3 Story

SB8 Cleaning Nets
DDD 2.3 Story

SB6 Catching No Fish
All Night
DDD 2.3 Story

SB16 Nets and Fish
Left Behind
DDD 2.3 Story



BG2 Hills

Piece 1 of 2

DDD 2.3 Story



Place on board BEFORE telling story

BG2 Hills

Piece 2 of 2

DDD 2.3 Story

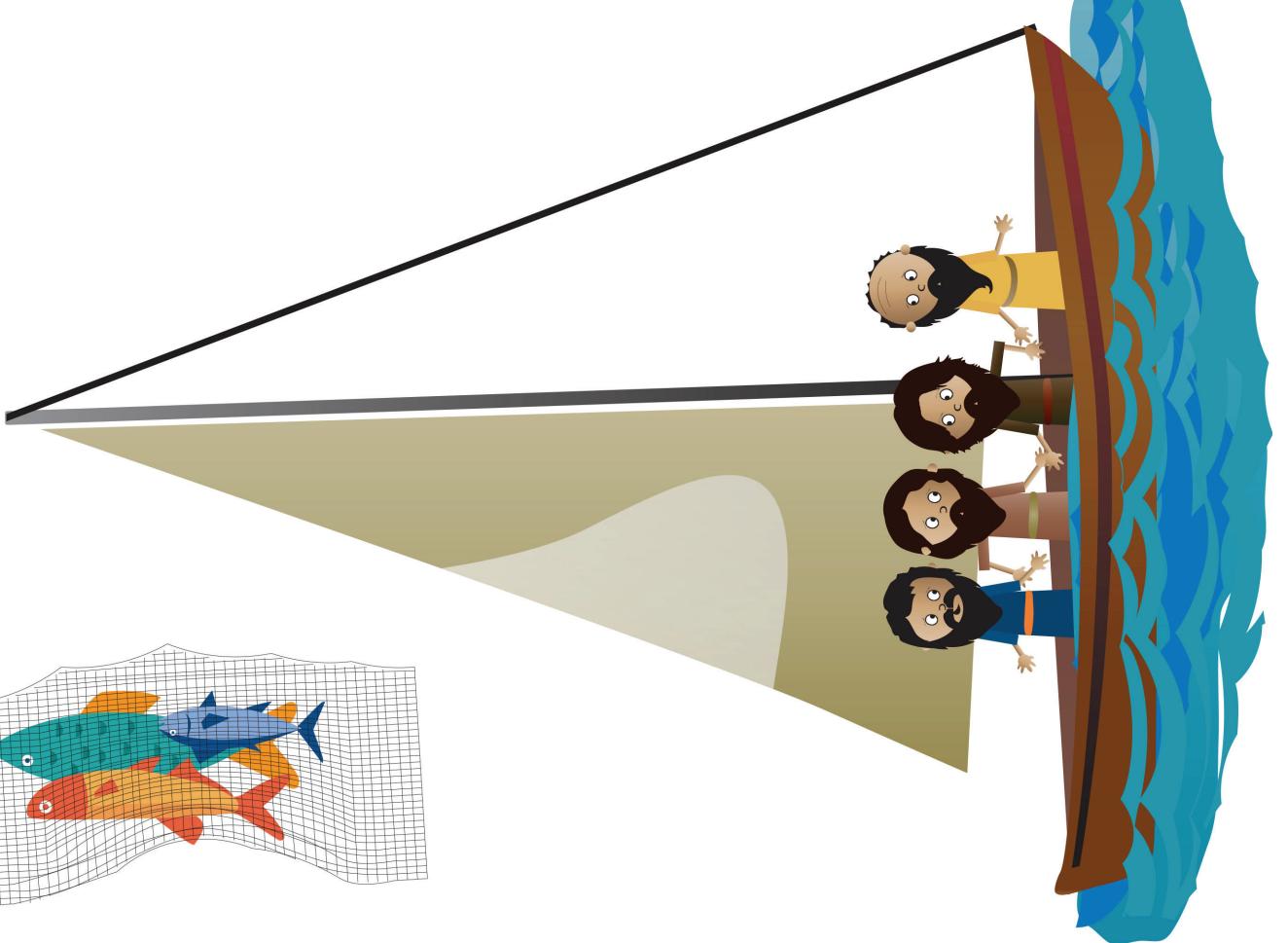
Place on board BEFORE telling story



SB1 Fishermen Peter, Andrew,
James and John
DDD 2.3 Story

BG4 Mount of Olives
DDD 2.3 Story
Place on board BEFORE
telling story

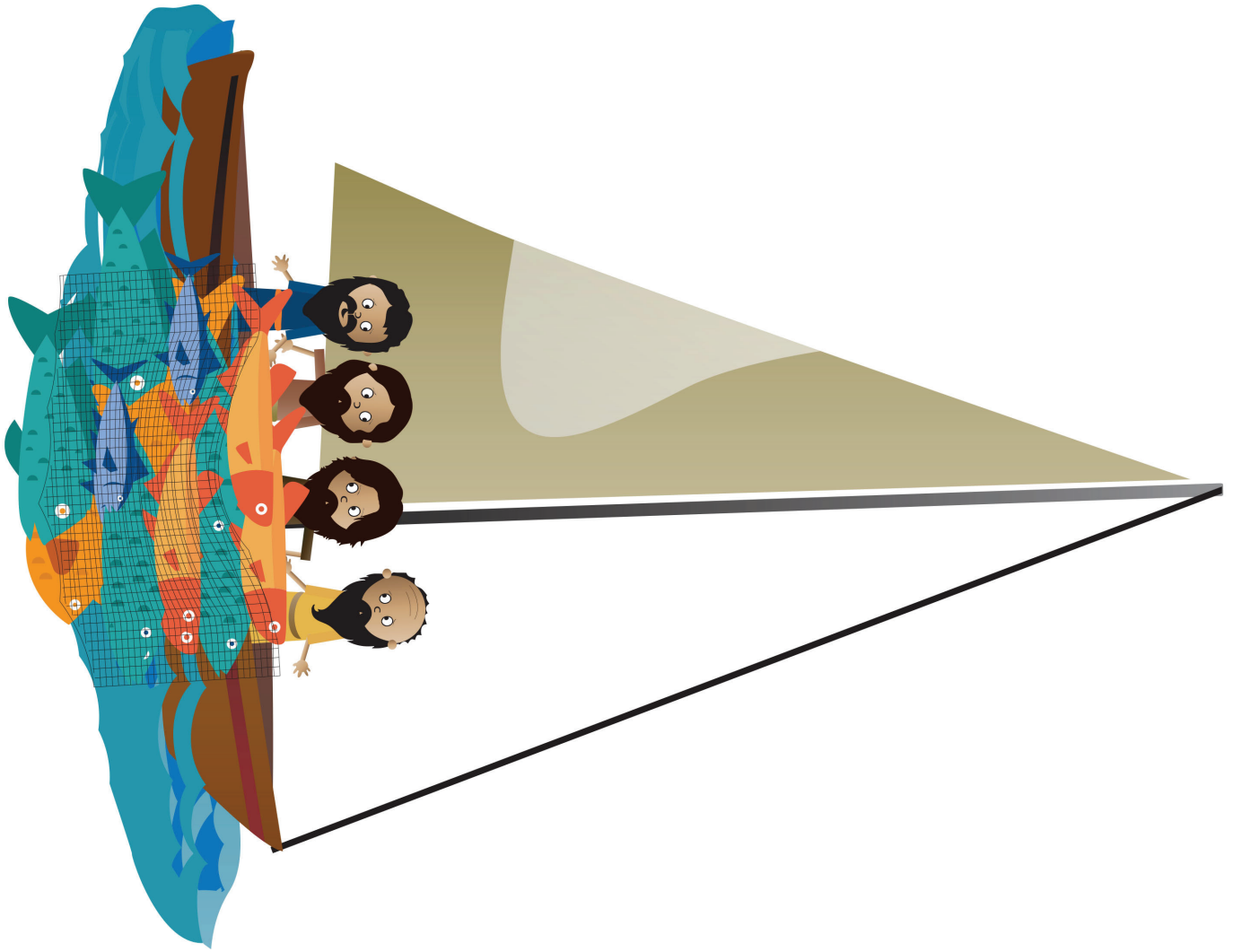
BG3 Sun
DDD 2.3 Story
Place on board BEFORE telling story



SB2 Moon
DDD 2.3 Story


SB3 Going Fishing
DDD 2.3 Story

SB4 A Typical Catch of Fish
DDD 2.3 Story



SB12 The Miraculous
Catch of Fish
DDD 2.3 Story

SB17 Disciples Listen as
Jesus Preaches
DDD 2.3 Story



SB19 Watch Jesus
Dies on The Cross to Save
God's People and
Rise from the Dead
DDD 2.3 Story

SB21 Jesus Tells Them to Tell
the World the Gospel
DDD 2.3 Story