

DEEP DOWN DETECTIVES

**Curriculum Resources
for Unit 2, Bible Truth 3:**



What's So Special about the Bible?

It Alone Is God's Word...

God Uses It to

Save His People!

Session Prep (especially good for newbies!)

Pray!



Pray for the Holy Spirit to be at work in your and the children's hearts.

Review



If new to the curriculum, look at the **Getting Started with Deep Down Detectives section of the Core Curriculum book.** (p.5) It will be especially helpful to read through the Deep Down Detectives section of **The Praise Factory Tour: Extended Version Book.** This is a visual way to understand what goes on in the classroom. (A pdf of the book is found in the samples section on the website.)

Look through and Learn the Lesson



Read over **lesson plan.** Practice any **songs or action rhymes** you are using. Choose/make up motions to go with these. Choose less with younger children and more with older preschoolers. **Practice the lesson with the visual aids** and using the Big Question Box/Briefcase.

Read and Rehearse the Bible Story with Pictures



Read the Bible story from the Bible. Read the curriculum version. Practice telling it with the storyboard pictures. (If you have not previously laminated the story pictures, do that now.)

Let There Be Music



Download the music and listen to the songs. Choose which of the songs you will use with the children. If using live musicians, make sure they have the sheet music (Appendix A, Core Curriculum book).

Put the Props in Place



1. Prepare your Visual Aids. Put the Big Question, Unit Bible Truths, Bible Truth, Bible Verse, and Listening Assignment signs, as well as the Bible Story script in one side of the Bible folder.
2. Get out your storyboard. Put all background pictures in place (they have a BG by the number). Put the rest of the storyboard pictures (these have a SB by the number) in order of use in the other side of the Bible folder.
3. Put the DDD Bible Folder as well as the Big Question sign in the Big Question Box/Briefcase and shut it. If your box/briefcase has locks and you want to use the unlocking the box as part of your session, lock it now....but make sure you have the key or know the code first.
4. Prepare the music CD or sheet music or mp3 device for use in your session.

Set Out Free Play Activities



Choose and set up free time activities you will use with the children. Choose a variety of different activities that will be enjoyed by different types of children. Rotate the activities you provide to keep them interesting and fresh to your children. (Suggestions in Appendix D, Core Curriculum books.)

Prepare Any Activities



Choose which (if any) of the Bible Truth games and crafts activities you want to use in the session. Bear in mind your time frame as well as the developmental abilities and attention span of your children as you decide which/how many to prepare. **Look over the Discussion Sheet** and choose a few questions you might use to spark discussion with the children as they do their activities (especially good for ages 3's+). Pray for God to give you opportunities to talk about these things with the children.

Let Them Take It with Them



Make copies of the craft/take home sheets, if you are not already using them as one of your activities. You may also want to make copies of the story (see take-home version of each story included in Appendix C with the other take home resources) to have for parents to use with their children at home. There's a link on each craft/take home sheet to the story, if you don't make hard copies.

Store It



After your session is over, collect the resources and store them for future use. This curriculum can be used over and over for years to come.

Unit 2: God's Wonderful Word, the Bible

UNIT OVERVIEW

There are millions of books in the world, but none is like the Bible. It alone is God's perfect Word! God made sure it was written down just right. It tells us everything we need to know God and to live for Him. It is powerful to do everything God wants it to do. Everything else in this world may come and go, but God's Word will last forever. It will always prove true.

In this unit we will learn four truths about God's wonderful word, the Bible.

UNIT BIBLE VERSE: Psalm 18:30,46

"This God--His ways are perfect. The word of the LORD proves true. The Lord lives, and blessed be my rock, and exalted be the God of my salvation."

BIG QUESTION UNDER INVESTIGATION: What's So Special about the Bible?

ANSWER: It Alone Is God's Word...

OPTIONAL Big Question 2 INTRODUCTION LESSON (Use Hide 'n' Seek Kids Unit 2 Material)

Story: The Case of the Women's Best Gift *1 Timothy*

Bible Verse: Psalm 18:30,46

BIBLE TRUTH 1: God Made Sure It Was Written Down Just Right (3 Lessons Available)

Story: The Case of the Words that Were Always Right

Exodus 24; Deuteronomy 5,31; 2 Timothy 3:16

Bible Verse: 2 Timothy 3:16-17

BIBLE TRUTH 2: It Tells Us about God and His Plans (3 Lessons Available)

Story: The Case of the New King *Acts 14*

Bible Verse: Matthew 2

➔ BIBLE TRUTH 3: God Uses It to Save His People (3 Lessons Available)

Story: The Case of the Fishermen Who Followed

Matthew 4:18-22; 27-28; Mark 1:16-20; Luke 5:1-11; John 20:30-31; 21:24-25

Bible Verse: 1 Peter 1:23

BIBLE TRUTH 4: God Uses It to Change His People (3 Lessons Available)

Story: The Case of the Marvelous Mess *Acts 19; Ephesians*

Bible Verse: Psalm 119:97-98

Big Question 2, Bible Truth 3 Overview: Key Concepts

Unit 2: God's Wonderful Word, the Bible

Unit Big Question (and Answer): "What's so special about the Bible? It alone is God's Word!"

Unit Bible Verse: "This God--His ways are perfect. The word of the LORD proves true. The Lord lives, and blessed be my rock, and exalted be the God of my salvation." Psalm 18:30,46 ESV

Bible Truth 3 Concept: God Uses His Word, the Bible, to Save His People

We read books to know things. We read the Bible to know things, too. The Bible tells us about God and His plans to save sinful people like you and me. It tells us that God is good, but that we have all disobeyed Him. It tells us of how Jesus came to save us from our sins. These are very, very good things for us to learn from the Bible.

But the Bible does more than just help us LEARN about God and His plans. God has made it powerful to DO wonderful things inside of us. God uses His Word to save us from our sins and make us His people. God does this through His Holy Spirit, working in our hearts as we think about His Word. The Holy Spirit helps us to want us to turn to God and ask for His forgiveness. He helps us put our trust in Jesus as our Savior. God loves to work through His Word and save people. He can work through His Word and save us, too. Ask Him!

Bible Truth 3 Bible Verse: 1 Peter 1:23

"You have been born again, not of perishable seed but of imperishable, through the living and abiding word of God."

Bible Truth 3 ACTS Prayer

- A** We praise You, God, that You are our Savior.
- C** God, You are so kind to offer to save us, but sometimes we still want to keep on doing things our own way. Please forgive us. Help us to turn to You as our Savior.
- T** Thank You for giving us Your Word, the Bible. Thank You for what You tell us about You and about ourselves in it. Thank You for how You use it to save people like us from our sins so we can be Your people.
- S** Work deep inside our hearts as we listen to Your Word, the Bible! Use it to help us turn away from disobeying You and trust in Jesus as our Savior. Help us to love You and live for You. In Jesus' name we pray. Amen.

Bible Truth 3 Story

The Case of the Fishermen Who Followed

Matthew 4:18-22; 27-28; Mark 1:16-20; Luke 5:1-11; John 20:30-31; 21:24-25

Songs Used in Bible Truth 3

- Big Q & A 2 Song
- Big Question 2 Song
- Big Question 2 Bible Verse Song: As For God, His Way Is Perfect: Psalm 18:30
- Big Question 2 Hymn: How Precious Is the Book Divine, v.1
- Big Question 2 Praise Song: The Best Book to Read Is the Bible
- Bible Truth 3 Bible Verse Song: For You Have Been Born Again 1 Peter 1:23, ESV

Deep Down Detectives ESV Songs 2 Track Numbers

This is a listing of all songs mentioned in the unit curriculum. You may or may not choose to use all of the songs. They are listed in easy-reference order--NOT in the order used in the curriculum.

You may choose to simply burn a CD/load them onto an mp3 device in this order. Or, you may want to do what we do: choose the songs we want to use and create a play list of them in that order. Then, we burn a CD/upload the play list onto an mp3 device. A teacher only has to click forward to the next song, instead of hunting for the right track. The track number have been included as part of the title. Work deep into each song, so teachers will still have a reference to the track number listed in the curriculum (same as those listed below), even if you change the order on your customized play list.

SONGS USED EVERY UNIT OF THE CURRICULUM

- 1 The Classroom Song v.1
- 2 The Classroom Song v.2
- 3 The Classroom Song v.3
- 4 The Classroom Song v.4
- 5 Deep Down Detectives Theme Song
- 6 The Classroom Rules Song
- 7 Let's Pray Song
- 8 The Big Question Box Song
- 9 The Bible Chant Song
- 10 ACTS Prayer Song (Short Version)
- 11 ACTS Prayer Song (Full Version)

Why the Extra Songs?

Deep Down Detectives is a curriculum used by a wide age-span of kids. Sometimes one of the other songs is a better fit for your kids. Or, you may simply want to teach them more songs on the same Bible Truth. Use as many or as few as you want.

UNIT 2: GOD'S WONDERFUL WORD, THE BIBLE

- 12 Big Q & A 2 Song
- 13 Big Question 2 Song: What's So Special About God's Word?
- 14 Big Question 2 Bible Verse Song: Proves True Psalm 18:30,46, ESV
- 15 *Extra Big Question 2 Bible Verse Song: His Way Is Perfect Psalm 18:30, ESV*
- 16 *Extra Big Question 2 Bible Verse Song: This God, His Way Is Perfect Psalm 18:30,46, ESV*
- 17 *Extra Big Question 2 Bible Verse Song: The Word of the Lord 1 Peter 1:24,25, ESV*
- 18 Big Question 2 Hymn: How Precious Is the Book Divine, v.1
- 19 Big Question 2 Praise Song: The Best Book to Read Is the Bible

What's So Special about the Bible? It Alone Is God's Word...

Bible Truth 1: God Made Sure It Was Written Down Just Right

- 20 Bible Verse: All Scripture Is Breathed Out by God 2 Timothy 3:16-17, ESV

Bible Truth 2: It Tells Us about God and His Plans

- 21 Bible Verse: I Am God and There Is No Other Isaiah 46:9-11, ESV
- 22 *Extra Bible Verse: As the Rain Isaiah 55:10,11 ESV*
- 23 *Extra Bible Verse: For I Know the Plans Jeremiah 29:11,12 ESV*
- 24 *Extra Bible Verse: Even to Your Old Age Isaiah 46:4,10,11 ESV*
- 25 *Extra Song: God's One, Big Plan*

Bible Truth 3: God Uses It to Save His People

- 26 Bible Verse: For You Have Been Born Again 1 Peter 1:23, ESV

Bible Truth 4: God Uses It to Change His People

- 27 Bible Verse: O, How I Love Your Law Psalm 119:97-98, ESV
- 28 *Extra Bible Verse: For Whatever Was Written Romans 15:4, ESV*

1. GETTING STARTED

Intake Activity Ideas	Choose one of these open-ended activities to include children as they join the class:
Free Play Time <i>suggestions in Appendix D</i>	Offer your own or some of the easy-to-make, free play activities suggested in Appendix D.
OR Sing-along Music Time <i>lyrics and sheet music, Appendix A</i>	<p>Music from Deep Down Detectives (DDD) ESV Songs 2:</p> <p>Big Q & A 2 Song <i>DDD ESV Songs 2, track 12</i></p> <p>Big Question 2 Song <i>DDD ESV Songs 2, track 13</i></p> <p>Big Question 2 (Unit) Bible Verse Song:</p> <p style="padding-left: 20px;">Proves True Psalm 18:30,46, ESV <i>DDD ESV Songs 2, track 14</i></p> <p>Extra Big Question 2 (Unit) Bible Verse Song:</p> <p style="padding-left: 20px;"><i>His Way Is Perfect Psalm 18:30, ESV</i> <i>DDD ESV Songs 2, track 15</i></p> <p>Extra Big Question 2 (Unit) Bible Verse Song:</p> <p style="padding-left: 20px;"><i>This God, His Way Is Perfect Psalm 18:30,46, ESV</i> <i>DDD ESV Songs 2, track 16</i></p> <p>Extra Big Question 2 (Unit) Bible Verse Song:</p> <p style="padding-left: 20px;"><i>The Word of the Lord 1 Peter 1:24,25, ESV</i> <i>DDD ESV Songs 2, track 17</i></p> <p>Big Question 2 Hymn:</p> <p style="padding-left: 20px;">How Precious Is the Book Divine, v.1 <i>DDD ESV Songs 2, track 18</i></p> <p>Big Question 2 Praise Song:</p> <p style="padding-left: 20px;">The Best Book to Read Is the Bible <i>DDD ESV Songs 2, track 19</i></p> <p>Bible Truth 3 Bible Verse Song:</p> <p style="padding-left: 20px;">For You Have Been Born Again 1 Peter 1:23, ESV <i>DDD ESV Songs 2, track 26</i></p> <p><i>Add more fun to Sing-along Music Time by adding a Music, Movement & Memory Activity. These activities are listed on p.10 of this lesson plan with the Response Activities. Instructions found in Appendix B.</i></p>
OR Bible Verse Memory Game <i>instructions found in Appendix B</i>	<p>Lesson 1 Game: Meet, Greet and Keep It Up</p> <p>Lesson 2 Game: Bean Bag Catch</p> <p>Lesson 3 Game: Animal Cube</p> <p><i>These activities are also included on p.10 of this lesson plan with the Response Activities.</i></p>

2. OPENING CIRCLE TIME (introduce the Bible Truth and tell the related Bible story)

Gathering the Children <i>lyrics and sheet music, Appendix A</i>	<p><i>Sing verse 1 of The Classroom Song to gather the children for Circle Time.</i></p> <p>The Classroom Song, verse 1 <i>DDD ESV Songs 2, track 1</i></p> <p>Let's gather together to worship God, Let's gather together to worship God, Let's gather together to worship God, Come gather here with me!</p>
Welcome to Deep Down Detectives	"Welcome to Deep Down Detectives. We're so glad you've joined us! Detectives are people who look for answers to questions. In Deep Down Detectives, we look for answers to big questions about God. We dig deep down in the truths of God's Word to find them."

2. OPENING CIRCLE TIME, continued

<p>Deep Down Detectives Theme Song</p> <p><i>lyrics and sheet music, Appendix A</i></p>	<p>“Let’s sing our Deep Down Detectives Theme Song.”</p> <p>Deep Down Detectives Theme Song <i>DDD ESV Songs 2, track 5</i></p> <p>We’re Deep Down Detectives, diggin’ deep in God’s Word, For truths about God and His plans for this world, We’re seeking to love Him, with all of our heart, We’re Deep Down Detectives! Come on! Let’s start!</p>
<p>Classroom Rules Song</p> <p><i>lyrics and sheet music, Appendix A</i></p>	<p>There are two very important things that Deep Down Detectives do together: we worship God and we love one another. Our Classroom Rules Song reminds us how we should act. Let’s sing it.”</p> <p>Classroom Rules Song <i>DDD ESV Songs 2, track 6</i></p> <p>Shh, be quiet while someone is talking, Raise your hand, if you have something to say, Don’t touch your friend, sitting beside you, Obey your teachers, Be kind as you play. These are our classroom rules, These are our classroom rules, They help us worship God and love one another, These are our classroom rules.</p>
<p>Opening Prayer Time</p> <p><i>lyrics and sheet music, Appendix A</i></p>	<p>“Children, we need God’s help to keep these rules. Let’s ask Him to help us right now. Let’s get ready and pray.”</p> <p>Let’s Pray <i>DDD ESV Songs 2, track 7</i></p> <p>1-2-3! Fold your hands, Bow your head, Close your eyes. Let’s pray! (<i>repeat</i>)</p> <p>“Let’s pray:”</p> <p>Opening Prayer</p> <p>Dear Lord, We’re so glad to get to gather together to worship You! Please help us keep the classroom rules. Please help us to love You and learn about You today. In Jesus’ name we pray. Amen.</p>

2. OPENING CIRCLE TIME, continued

Reveal the Big Question
Introduce the Big Question Box/Briefcase

lyrics and sheet music, Appendix A

“Detectives INVESTIGATE things. That means they ask questions and look for answers. Deep Down Detectives investigate big questions about God. The Big Question we are investigating today is right inside our Big Question Box/Briefcase.

The Big Question Box Song

DDD ESV Songs 2, track 8

We’ve got a big box,
All closed up and locked,
Filled with the truths of God’s Word.

We’ve got a brief case,
There’s no time to waste,
Come on, kids, let’s open it up!

The Big Question under Investigation

VISUAL take out AID



of BQB

Big Question & Answer Sign, front side

**found in the DDD Unit 2 Visual Aids, ESV Book*

Ok, who would like to open for me and pull out the Big Question?”

Choose a child to open the box/briefcase, take out the Big Question and hand it to you, then hold up the Big Question sign for all the children to see, and say:

The Big Question we are investigating today is Big Question Number 2:

What’s So Special about the Bible?

and the Answer is:

It Alone Is God’s Word!

Big Question Meaning

There are millions of books in the world, but none is like the Bible. It alone is God’s perfect Word! God made sure it was written down just right. It tells us everything we need to know God and to live for Him. It is powerful to do everything God wants it to do. Everything else in this world may come and go, but God’s Word will last forever. It will always proves true.

“Let’s sing our Big Question Song:

Big Question Songs

Big Q & A 2 Song

lyrics and sheet music, Appendix A

Big Q & A 2 Song

DDD ESV Songs 2, track 12

(adapted version of “Three Blind Mice”)

What’s so special about the Bible?
It alone is God’s Word!
It alone is God’s Word!
It’s always true,
It can make you wise,
It can work pow’r’ly in your life.
It alone is God’s Word!
It alone is God’s Word!

2. OPENING CIRCLE TIME, continued

Learning about the Big Question

*Repeat the Big Question and Answer again:
"What's So Special about the Bible? It Alone Is God's Word!"*

Say: "Hmmm, I wonder what that means... Let's do our action rhyme/sing our song that explains it."

Then do the action rhyme /sing song using any of the optional motions suggested, if desired.

Big Question (Action Rhyme) Song

lyrics and sheet music, Appendix A

Big Question 2 Action Rhyme/ Song

DDD ESV Songs 2, track 13

Refrain:

What's so special about the Bible?
It alone is God's Word,
What's so special about the Bible?
It alone is God's Word.

(POSSIBLE ACTIONS)

*hold up a Bible and point to it
Point up to God
hold up a Bible and point to it
Point up to God*

There are millions and millions of books
in the world,
But only the Bible is God's perfect Word,
There are millions and millions of books
in the world,
But only the Bible is God's perfect Word.

*make "book" with your hands by placing
your flat palms next to each other like an
open book*

Verse 1

God's Word was written down perfectly,
By godly men long ago,
The Holy Spirit worked through them,
Inspiring every word they wrote.

*hold up a Bible and point to it
Point up to God*

*use index of one hand to pretend to write
on open palm of the other hand*

Verse 2

God's Word is powerful and living,
It changes us, deep inside,
The Holy Spirit uses it
To make God's people like Christ.

*hold open hands up to God, then bring
them down and place on your head*

*flex arms
touch heart
hold open hands up to God, then bring
them down and place over your heart*

2. OPENING CIRCLE TIME, continued

Learning the Bible Truth

VISUAL take out

AID



of BQB

VISUAL AID

All the Bible Truths Sign

Knowing that the Bible alone is God's Word is a good beginning, but there's so more to learn. So it's time for us to dig down even deeper for more answers to our Big Question about God. We're going to be learning **FOUR** Bible truths that all tell us more about what makes the Bible so special.

Who would like to hand me the picture with our four Bible truths on it? It's in the Big Question Box/Briefcase?" *Choose a child to get it out and hand it to you, then hold it up and show them the pictures of the four truths they will be learning.*

Bible Truth Clue

VISUAL take out

AID



of BQB

Bible Truth Clue Sign,

front side

VISUAL AID

After everyone has had a good look, say...

"Ok, we've learned two ways the Bible is so special. They are: God made sure it was written down just right; and, It tells us about God and His plans. (Point to pictures as you identify each Bible Truth.) Now let's look at our Bible Truth Clue sign and see if we can figure out which of these four truths we will be learning about today. Who would like to get it out of the Big Question Briefcase for me?"

Choose a child to open the briefcase, take out the Bible Truth Clue sign and hand it to you. Hold up the front side for the children to see. Cover up the answer, written along the bottom, and say:

**"What's So Special about the Bible?
It Alone Is God's Word...
God uses it to ???? His people!**

Hint

We are missing one word. Here's the hint to what the missing word is. It says: "What is the Bible word for God forgiving our sins and making us His people? It rhymes with "brave?"

Can you guess? It's save!"

So the Bible Truth we are learning today is:
(uncover answer from bottom of sign, show it to them and say:)

**"What's So Special about the Bible?
It Alone Is God's Word...
God uses it to SAVE His people!**

Bible Truth Meaning

And here is what this Bible Truth means:

(read the meaning off of the back of the sign, say:)

We read books to know things. We read the Bible to know things, too. The Bible tells us about God and His plans to save sinful people like you and me. It tells us that God is good, but that we have all disobeyed Him. It tells us of how Jesus came to save us from our sins. These are very, very good things for us to learn from the Bible.

But the Bible does more than just help us LEARN about God and His plans. God has made it powerful to DO wonderful things inside of us. God uses His Word to save us from our sins and make us His people. God does this through His Holy Spirit, working in our hearts as we think about His Word. The Holy Spirit helps us to want us to turn to God and ask for His forgiveness. He helps us put our trust in Jesus as our Savior. God loves to work through His Word and save people. He can work through His Word and save us, too. Ask Him!

2. OPENING CIRCLE TIME, continued

Learning the Bible Verse

The Bible Chant Song

lyrics and sheet music, Appendix A

"And how do I know this is true? God tells me so in His special book, the Bible."

Say or sing the Bible Chant Song.

The Bible Chant Song

DDD ESV Songs 2, track 9

The Bible, the Bible,
Let's get out the Bible.
Let's hear what God has to say.
The Bible, the Bible,
God's given us the Bible.
It's His Word for us to learn and obey! Yay!

Bible Verse

DDD 2.1 Bible Verse-front side (in the DDD Bible folder)

VISUAL AID

Place verse in take out



of BQB

DDD Bible Folder

*found in the DDD Unit 2 Visual Aids, ESV Book

"Who would like to get our Bible folder out of the Big Question Briefcase for me?"

Choose a child to open the briefcase, take out the "Bible" folder and hand it to you. Remove the Bible Verse Picture from the "Bible" folder and hold it up for all the children to see, then say:

1 Peter 1:23 tells us:

1 Peter 1:23

"You have been born again, not of perishable seed but of imperishable, through the living and abiding word of God."

Bible Verse Meaning

What does that mean?

When we become one of God's people, God calls that being born AGAIN. No, our mothers don't give birth to us again. No, we don't become little babies like we were. But, it IS a new beginning of life--only this time it's life with God.

How do we have this new beginning of life with God? God's Holy Spirit works in our hearts as we think about God's Word. He helps us want to turn away from disobeying God and trust in Jesus as our Savior. We tell God about our sins and He forgives them all. He gives us a new heart that knows Him and loves Him and wants to live for Him.

This new life with God makes us a new person on the inside--in our heart. That's why God says we are born again when we become His people. And the amazing thing about this new life with God is that it never ends. We will NEVER perish! When we die, we will go to live with God forever! God loves to help us have this new life. Ask Him to help you!

2. OPENING CIRCLE TIME, continued

**Bible Verse
Song**

*lyrics and sheet music,
Appendix A*


We've said our Bible verse, now let's sing it!

You Have Been Born Again: 1 Peter 1:23

DDD ESV Songs 2, track 26

You have been born again, not of perishable seed,
But through the living and abiding word of God.
You have been born again, not of perishable seed,
But through the living and abiding word of God.
First Peter One, verse twenty-three.

2. OPENING CIRCLE TIME, continued

<p>Getting into the Case</p>	<p>"Now it's time to do a bit more deep down investigating. Let's read what Detective Dan wants us to help him figure out. Would someone like to get it out for me?"</p>
<p>Listening Assignments</p> <p>Place in  take out  of BQB</p>	<p>NOTE: Listening assignments are most suitable for ages 3+. Skip straight to the Bible story (see bottom of this page), if working with 2 year olds.</p> <p>"Let's open up our listening assignment and see what we are supposed to figure out today.</p> <p><i>Choose a child to take out the Listening Assignment (from the DDD Bible Folder) and hand it to you. Read Detective Dan's letter to the children that includes the listening assignment. The listening assignments are summarized below:</i></p>
<p>VISUAL AID</p> <p></p> <p>DDD Unit 2 Visual Aids, ESV</p>	<p>Detective Dan's Lesson #1 Listening Assignment:</p> <p>I need to find out:</p> <ol style="list-style-type: none"> 1. Who were the fishermen? 2. Who did they follow? What happened to them as they heard God's Word?
<p>VISUAL AID</p> <p></p> <p>DDD Unit 2 Visual Aids, ESV</p>	<p>Detective Dan's Lesson #2 Listening Assignment:</p> <p>Our Bible Verse is 1 Peter 1:23: "For you have been born again, not of perishable seed, but of imperishable, through the living and enduring word of God."</p> <p>When we turn from our sins and trust in Jesus, this is called being born again. That's because this is how God gives us a new life as one of His people. God uses His Word, the Bible to do this wonderful thing inside our hearts.</p> <p>I need to find out:</p> <ol style="list-style-type: none"> 1. What happened as the fishermen listened to Jesus teach from God's Word, the Bible? 2. What did God's Holy Spirit help some of the fishermen write down? Which of the fishermen wrote down the words to our Bible verse?
<p>VISUAL AID</p> <p></p> <p><i>*Listening Assignment #3 includes the Assignment Sheet, plus 4 clue pictures.*</i></p> <p>DDD Unit 2 Visual Aids, ESV</p>	<p>Detective Dan's Lesson #3 Listening Assignment:</p> <p>I found six clues, but only 4 of them are in the story. They are: a rabbit; a market; a net full of fish; the moon; a bad guy; and, a book. <i>Hold up each of them for the children to see as you identify them.</i></p> <p>I need to figure out:</p> <ol style="list-style-type: none"> 1. Which four belong in the story and which two don't? 2. Who confessed that he was a sinful man? What did Jesus do?
<p>Tell the Bible Story</p> <p>Place story & pics in  take out  of BQB</p> <p>DDD Unit 2 Visual Aids, ESV</p>	<p>Then say. "Ok, Deep Down Detectives! Put on your best listening ears and see if you can hear the answers to Detective Dan's questions. When I finish telling the story, we will see if we can answer all the questions."</p> <p><i>Read the Bible Truth story, putting up the storyboard pictures as you tell it. Then have the children answer the listening assignment, present the gospel and lead in prayer.</i></p> <p><i>*Answers to questions, the gospel and ACTS prayer are included with the story text.*</i></p>












2. OPENING CIRCLE TIME, continued

<p>Story Response Song(s)</p> <p>Hymn</p> <p><i>lyrics and sheet music, Appendix A</i></p>	<p><i>As attention span and time allow, you might want to end with one of the following songs which also tie in with the unit. If desired, use the Music and Movement activity ideas while singing (listed with the Response Activities).</i></p> <p>How Precious Is the Book Divine <i>DDD ESV Songs 2, track 18</i></p> <p>Verse 1 How precious is the book divine, By inspiration given; Bright as a lamp its doctrines shine, To guide our souls to heaven.</p> <p>Tie-in: "The Bible is precious. It is very special. There is no other book like it in the whole world. It is divine--that means it's from God. It's inspired--that means God's Holy Spirit helped godly people write it down just right. The Bible is such a great gift to us! God tells us about Himself in it. He tells us how He sent Jesus to save us from our sins. He tells us how He wants us to live for Him. He uses it to help us know how we can become His people and go to live with Him forever in heaven one day.</p>
<p>Praise Song</p> <p><i>lyrics and sheet music, Appendix A</i></p>	<p>Praise Song: The Best Book to Read Is the Bible <i>DDD ESV Songs 2, track 19</i></p> <p>Verse 1 The best book to read is the Bible, The best book to read is the Bible, It alone is God's true Word, With the best news ever heard! Yes! The best book to read is the Bible.</p> <p>Verse 2 The best book to read is the Bible, The best book to read is the Bible, If you read it ev'ry day, God will teach you His ways. Yes! The best book to read is the Bible.</p> <p>Tie-in: "The Bible is the best book to read, because only it alone is God's true word! In it, God tells us about Himself and the good news that He sent Jesus to save us from our sins. In it, He tells us how He wants us to live for Him. How God will bless and change us if we read His book, the Bible, every day!"</p>

3. TAKING ACTION: Response Activities *(choose from among these activities)*

<p>Transition to Activities</p>	<p>Well, Deep Down Detectives, you've done a great job diggin' deep down for answers in the truths of God's Word. Now it's time to enjoy some activities."</p> <p><i>Tell children what activity/s you are providing for them: either free play or some of the response activities listed below. When you are ready to dismiss them, Use this song to help the children to transition in an orderly fashion to their next activity.</i></p> <p>"Children, let's sing our Time to Play Song. When we are finished you may get up and walk over to our next activity."</p>
<p>Classroom Song, verse 2</p> <p><i>lyrics and sheet music, Appendix A</i></p>	<p>Classroom Song, verse 2 <i>DDD ESV Songs 2, track 2</i></p> <p>We've gathered together to worship God, We've gathered together to worship God, And now it's time to play.</p> <p><i>Dismiss the children to whatever activities you have prepared for them to do.</i></p>

3. TAKING ACTION: Response Activities *(choose from among these activities)*

<p>Response Activities</p>	<p>Choose one or more activities appropriate for your children, based on classroom time and developmental needs. Add the Discussion Sheet to any activity for deeper learning. </p>
<p>Bible Verse Memory Game</p> <p><i>game directions, Appendix B</i></p>	<p>Though listed with the opening activities, you may choose to use this Bible verse game here instead (or as a repeat).</p> <ul style="list-style-type: none"> • Lesson 1 Game: Meet, Greet and Keep It Up • Lesson 2 Game: Bean Bag Catch • Lesson 3 Game: Animal Cube <div data-bbox="1166 363 1328 474" style="border: 1px solid black; padding: 2px;"> <p>Use the Discussion Sheet with this activity for even deeper learning </p> </div> <div data-bbox="1349 348 1446 478" style="border: 1px solid black; padding: 2px;"> <p>Discussion Questions for Activities </p> </div> <p style="text-align: right;">Discussion Questions</p>
<p>Music, Movement & Memory Activity</p> <p><i>game directions, Appendix B</i></p>	<p>A music activity that uses the songs from the Bible Truth and Big Question unit.</p> <ul style="list-style-type: none"> • DDD Songs for this Bible Truth, plus: • Lesson 1 Activity: Big Voice, Little Voice • Lesson 2 Activity: Sing, Dance, and Fall Down • Lesson 3 Activity: Bottle Shakers <div data-bbox="1166 621 1328 732" style="border: 1px solid black; padding: 2px;"> <p>Use the Discussion Sheet with this activity for even deeper learning </p> </div> <div data-bbox="1349 585 1446 716" style="border: 1px solid black; padding: 2px;"> <p>Discussion Questions for Activities </p> </div> <p style="text-align: right;">Discussion Questions</p>
<p>Bible Story Review Game</p> <p><i>game directions, Appendix B</i></p>	<p>A game that uses the storyboard pictures from the story to review the story.</p> <ul style="list-style-type: none"> • Lesson 1 Game: Clothespin Line Up and Drop • Lesson 2 Game: Deep Down Detectives Clue Hunt • Lesson 3 Game: Run to the Grocery Store <div data-bbox="1166 835 1328 947" style="border: 1px solid black; padding: 2px;"> <p>Use the Discussion Sheet with this activity for even deeper learning </p> </div> <div data-bbox="1349 810 1446 940" style="border: 1px solid black; padding: 2px;"> <p>Discussion Questions for Activities </p> </div> <p style="text-align: right;">Discussion Questions</p>
<p>Coloring Pages/ Take Home Sheets</p> <p><i>in Appendix C</i></p>	<p>A coloring page related to the lesson assignment question is provided for each lesson. On the back of each are the key concepts, a few questions and a song for parents to use with their children.</p> <p>NOTE: Upgrade your coloring sheet to a more interesting craft by offering simple embellishments, such as jiggly eyes, craft sand, glitter, glitter glue, colored paper dots (made with a hole punch), fabric scraps, etc. Make cut-to-size glued-on clothes, hair, etc for characters by using a copy of the coloring sheet, cutting out the selected portions and making them the patterns for whatever you want to cut out of fabric, paper, foil, etc.</p> <ul style="list-style-type: none"> • Lesson 1 Coloring Sheet Emphasis: Bible Truth • Lesson 2 Coloring Sheet Emphasis: Bible Verse • Lesson 3 Coloring Sheet Emphasis: ACTS Prayer <div data-bbox="1166 1234 1328 1346" style="border: 1px solid black; padding: 2px;"> <p>Use the Discussion Sheet with this activity for even deeper learning </p> </div> <div data-bbox="1349 1230 1446 1360" style="border: 1px solid black; padding: 2px;"> <p>Discussion Questions for Activities </p> </div> <p style="text-align: right;">Discussion Questions</p>
<p>Extra Crafts: Big Question Craft <i>in Appendix C</i></p> <p>Bible Verse Craft <i>in Appendix C</i></p> <p>Bible Story Puzzle <i>in Appendix C</i></p>	<p>These crafts are slightly more complex than the coloring/take home sheets:</p> <p>The Bible Concept Go-and-Tell Craft is a craft that summarizes the Bible concept and includes the Bible verse. It is included for those desiring more than a coloring sheet. This more complex craft will involve gluing, sticking, etc. Can be used at any time.</p> <p>The Bible Story Coloring Sheet provides a tie in between the Bible story and the Bible truth they are learning.</p> <p>The Storyboard Picture Placement Page has been made into a puzzle that can be cut out and re-assembled by the children. This provides a nice summary of the Bible story.</p> <div data-bbox="1166 1486 1328 1598" style="border: 1px solid black; padding: 2px;"> <p>Use the Discussion Sheet with these activities for even deeper learning </p> </div> <div data-bbox="1349 1461 1446 1591" style="border: 1px solid black; padding: 2px;"> <p>Discussion Questions for Activities </p> </div> <p style="text-align: right;">Discussion Questions</p>
<p>Free Play Activities <i>ideas in Appendix D</i></p>	<p>Offer your own or some of the easy-to-make, free play activities suggested in Appendix D.</p>

4. CLOSING CIRCLE TIME *(End-of-session activities for the last 5-10 minutes of class time)*

<p>Transition to Closing Circle</p> <p>Classroom Song, verse 3</p> <p><i>lyrics and sheet music, Appendix A</i></p>	<p><i>Use this song to help the children to transition in an orderly fashion. Start singing this song and ask the children to gather with you for Closing Circle Time.</i></p> <p>Classroom Song, verse 3 <i>DDD ESV Songs 2, track 3</i></p> <p>It's time to get ready to go and tell, It's time to get ready to go and tell, Come gather here with me.</p>
<p>Closing Circle Time</p> <p>Classroom Song, verse 4</p> <p><i>lyrics and sheet music, Appendix A</i></p>	<p><i>When children are settled in the circle, say:</i></p> <p>"It's almost time for your parents to come pick you up. And do you know what that means? It means.... (draw this out to build anticipation and excitement)...that it's almost time to go home and....it's almost time to...Go and Tell! We have learned some big news about God today. God wants us to take and tell it to the whole world!"</p> <p>Classroom Song, verse 4 <i>DDD ESV Songs 2, track 4</i></p> <p>So what's our big news to go and tell, So what's our big news to go and tell, Can you tell me now?</p>
<p>Big News to Tell Big Question 2</p> <p><i>VISUAL AID</i></p> <div style="border: 1px solid black; background-color: #90EE90; padding: 5px; display: inline-block; margin: 5px 0;">#1</div> <p><i>*found in the DDD Unit 2 Visual Aids, ESV Book lyrics and sheet music, Appendix A</i></p> <p>Big Question 2, Bible Truth 3</p> <p><i>VISUAL AID</i></p> <div style="border: 1px solid black; background-color: #90EE90; padding: 5px; display: inline-block; margin: 5px 0;">#3</div>	<p>"Let's see....there's so much big news to tell! There's so much we've learned!</p> <p>First of all, can you tell me the answer to our Big Question: "What's so special about the Bible?" <i>Hold up the Bible Truth Clue Picture.</i></p> <p>Say the answer with me: "It alone is God's Word!"</p> <p><i>(If desired, you can sing one/both of the Big Question songs.)</i> <i>DDD ESV Songs 2, tracks 12,13</i></p> <p>And what's one way the Bible is special? What did we learn? <i>Point to the picture.</i></p> <p>God uses it to save His people!"</p>
<p>Big Question 2 Bible Truth 3 Bible Verse</p> <p><i>VISUAL AID</i></p> <div style="border: 1px solid black; background-color: #90EE90; padding: 5px; display: inline-block; margin: 5px 0;">#4</div> <p><i>*found in the DDD Unit 2 Visual Aids, ESV Book lyrics and sheet music, Appendix A</i></p>	<p>"And how do I know this is true? Can you tell me? Say it with me: "The Bible tells me so!"</p> <p>That's right! We learned: 1 Peter 1:23:"You have been born again, not of perishable seed but of imperishable, through the living and abiding word of God."</p> <p>When we become one of God's people, God calls that being born AGAIN. No, our mothers don't give birth to us again. No, we don't become little babies like we were. But, it IS a new beginning of life--only this time it's life with God.</p> <p>How do we have this new beginning of life with God? God's Holy Spirit works in our hearts as we think about God's Word. He helps us want to turn away from disobeying God and trust in Jesus as our Savior. We tell God about our sins and He forgives them all. He gives us a new heart that knows Him and loves Him and wants to live for Him.</p> <p>This new life with God makes us a new person on the inside--in our heart. That's why God says we are born again when we become His people. And the amazing thing about this new life with God is that it never ends. We will NEVER perish! When we die, we will go to live with God forever! God loves to help us have this new life. Ask Him to help you!</p> <p><i>(If desired, you can sing the Bible verse song.)</i> <i>DDD ESV Songs 2, track 26</i></p>

4. CLOSING CIRCLE TIME, continued

<p>Closing ACTS Prayer Time</p> <p>ACTS Prayer Chant</p> <p><i>lyrics and sheet music, Appendix A</i></p>	<p><i>Let's ask God to help us to remember this and even tell others this good news. Let's get ready and pray our ACTS prayer.</i></p> <p><i>And what does ACTS mean? Let's sing/say our ACTS Prayer Chant!</i></p> <p>ACTS Prayer Chant Song <i>DDD ESV Songs 2, tracks 10,11</i></p> <p>A, Adoration: God, we praise You! C, Confession: Forgive us our sins. That's the ACTS prayer, my friend, T, Thanksgiving: Thank You for Jesus, Bow head, Close your eyes, Shhh, S, Supplication: Help us to live like Him. Let's begin!</p>
<p>Closing ACTS Prayer</p>	<p>"Let's pray!"</p> <p><i>Lead the children in the ACTS prayer for this Bible Truth.</i></p> <p>A We praise You, God, that You are our Savior.</p> <p>C God, You are so kind to offer to save us, but sometimes we still want to keep on doing things our own way. Please forgive us. Help us to turn to You as our Savior.</p> <p>T Thank You for giving us Your Word, the Bible. Thank You for what You tell us about You and about ourselves in it. Thank You for how You use it to save people like us from our sins so we can be Your people.</p> <p>S Work deep inside our hearts as we listen to Your Word, the Bible! Use it to help us turn away from disobeying You and trust in Jesus as our Savior. Help us to love You and live for You.</p> <p>In Jesus' name we pray. Amen.</p>
<p>5. TAKING IT HOME <i>(Take Home Sheet)</i></p>	
<p>Clean up and Dismissal</p>	<p>"Now it's time to work together and clean up." <i>Have the children join you in cleaning up the room.</i></p>
<p>Coloring Pages/ Take Home Sheets</p> <p><i>in Appendix C</i></p>	<p><i>Give out the craft/take home sheet and any other papers from the session, as you dismiss children from class.</i></p> <p><i>(Reminder: The back side of the coloring page is the take home sheet for each lesson.)</i></p>
<p>Bible Story to Take-Home</p> <p><i>in Appendix C</i></p>	<p>You may also want to include a copy of the story along with the take home sheet. (However, each coloring sheet/take home sheet includes a note to parents telling them where they can download the story from the parents' resources section on the website.</p>

The Case of the Fishermen Who Followed

Matthew 4:18-22; 27-28; Mark 1:16-20; Luke 5:1-11; John 20:30-31;21:24-25

**Story-telling Tips**

Ahead of time:

1. Read the Bible verses and story. Pray!
2. Choose story action cues and/or prepare storyboard figures, if using. (Included in Visual Aids books)
3. Practice telling story with the storyboard pictures, timing your presentation. Shorten, if necessary.

During your presentation:

1. Maintain as much eye contact as possible as you tell the story.
2. Put up storyboard figures/add story action cues as you tell the story. Allow the children to help you put them on the board, if desired.
3. Include the children in your story with a few questions about what they think will happen or words/concepts that might be new to them.

INTRODUCTION/ LISTENING ASSIGNMENTS

“Our story is called: The Case of the The Case of the Fishermen Who Followed. Here is your listening assignment... ”

Read from Detective Dan’s Listening Assignment signs, but questions are summarized below:

Detective Dan’s Lesson #1 Listening Assignment:

I need to find out:

1. **Who were the fishermen?**
2. **Who did they follow? What happened to them as they heard God’s Word?**

Detective Dan’s Lesson #2 Listening Assignment:

Our Bible Verse is 1 Peter 1:23: “For you have been born again, not of perishable seed, but of imperishable, through the living and enduring word of God.”

When we turn from our sins and trust in Jesus, this is called being born again. That’s because this is how God gives us a new life as one of His people. God uses His Word, the Bible to do this wonderful thing inside our hearts.

I need to find out:

1. **What happened as the fishermen listened to Jesus teach from God’s Word, the Bible?**
2. **What did God’s Holy Spirit help some of the fishermen write down? Which of the fishermen wrote down the words to our Bible verse?**

Detective Dan’s Lesson #3 Listening Assignment:

I found six clues, but only 4 of them are in the story.

They are: a rabbit; a market; a net full of fish; the moon; a bad guy; and, a book.

Hold up each of them for the children to see as you identify them.

I need to figure out:

1. **Which four belong in the story and which two don’t?**
2. **Who confessed that he was a sinful man? What did Jesus do?**

Read the assignment questions, THEN SAY,

“Ok, Deep Down Detectives! Put on your best listening ears and see if you can hear the answers to Detective Dan’s questions. When I finish telling the story, we will see if we can answer all the questions.”

Read the Bible Truth story, answer questions, present the gospel and lead in prayer.

Listening Assignments answers; the gospel; and, an ACTS prayer are included with the story text at the end.

The Case of the Fishermen Who Followed Matthew 4:18-22; 27-28; Mark 1:16-20; Luke 5:1-11; John 20:30-31;21:24-25

Story with lines separating paragraphs (text in bold, optional interaction cues in italics) Numbers correspond to storyboard pictures and placement upon the storyboard. Always feel free to use less pictures, if it's best for your kids. Simply black out the numbers next to pictures you do not plan to use. All pictures are found in the Visual Aids book. Put BG (background) pictures on storyboard ahead of time. SB pictures (listed below in story text) are added to board as you tell the story. These numbers are also found on the back of each picture.

Tip: Stack pictures in numerical before telling story for easy use. Use sticky-back velcro to attach pictures to storyboard felt. Use sticky-tac putty to stick a picture on top of another picture.

If there was one thing that (SB1) Peter, Andrew, James and John knew, it was fish. Some of these fish you may have heard of before-- like sardines and tilapia. There were others you probably haven't heard of--like musht and biny fish.

But Peter, Andrew, James and John knew them all and caught them all. They were fishermen. Fish were their living. So, most every night, when the sun went down behind the hills (move BG 3 behind hills) and the (SB2) moon rose up in the sky, (SB3) Peter, Andrew, James and John gathered their nets, hopped in their boat, and sailed out to the middle of the big Sea of Galilee.

"Whoosh", they threw out their nets onto the wavy waters. "Bloop, bloop, bloop," down the nets sank into the depths below. Then "Grrrrrunt," they pulled the heavy nets back into their boat, filled with (SB4) flippy-floppy fish. Catch fish on the lake at night. (SB5) Sell fish in the market by day. Sleep a little bit, then do it all over again. This was the life of fishermen, Peter, Andrew, James and John.

Can you pretend to throw out a big net and pull it back in?

Well, that's the way life was supposed to go. But (SB6) one night, things went very, very differently. Out went the nets—"Whoosh." And down went the nets –"Bloop, bloop, bloop." (Yes, that was all the same as usual.) But this time, there was no "Grrrrrunt" when the nets came up out of the water. They were easy to pull back in. Too easy. Uh oh...

Why do you think, the nets were so easy to pull in?

The nets were easy to pull in because there were NO fish in the nets at all! There were no fish that first time they threw out the nets...or the second or the third or the fourth. Not a single musht or biny or sardine or tilapia fish the whole night long. Not even one! So, as the moon set and the sun came back up the next morning, it was a very sad Peter, Andrew, James and John who rowed their empty boat back to shore and pulled it up on the beach. (SB7) No fish caught meant no fish to sell at the market... and no money in their pockets. (SB8) They would just clean their nets and go to bed. Ugh! This was the worst night ever!

But then, someone came down to the beach that sad morning who was about to turn the worst NIGHT ever into the best DAY ever for those fishermen. Can you guess who it was?

Who do you guess?

It was Jesus! (SB9) He had come down to the beach with a big crowd of people—right there where Peter, Andrew, James and John were cleaning their nets.

Now when you and I go to the beach, it might be to swim in the water or play in the sand, but not Jesus and this crowd.

Why do you think they had come to the beach?

Jesus had come to teach to them from God's Word.

But why had Jesus chosen THAT spot? The Sea of Galilee was a huge lake. Jesus could have picked many places to take that big crowd. But on purpose, He led them right there near those sad, tired fishermen. Jesus had a plan!

Can you guess why? Let's find out!

Story with lines separating paragraphs (text in bold, optional interaction cues in italics)

Jesus (SB10) borrowed Peter's boat and pushed it out to shore a little ways. Then He began teaching from God's Word.

Peter, Andrew, James and John listened to Jesus preach as they cleaned their nets. And as those fishermen listened, (SB11) God's Holy Spirit started to work in their hearts. He was using God's Word to help them begin to believe in Jesus as more than just a teacher.

Jesus knew what was going on inside of those fishermen. This had been His plan. He had planned for them to hear Him teach from God's Word that day. He had planned for the Holy Spirit to work in their hearts. Because, He had planned for those four fishermen to be His disciples! They would be His special friends who would live with Him and go with Him everywhere He went. He would teach them God's Word and He prepare them to tell the whole world the good news of salvation... and it was all starting right then!

When Jesus finished teaching, He rowed to shore and gave the boat back to the fishermen. "Get into your boat and row back out onto the lake," Jesus told them. "Throw out your nets again."

Peter was tired. They had just finished cleaning those big nets. He didn't want to get them dirty again. It wouldn't do any good to go back out anyway. Everyone knew fish come out at night, not during the day!

But Peter went ahead and obeyed Jesus, in a grumpy sort of way. "Jesus, we have been out all night and caught nothing, but because you say so, we will go back out." What did a teacher know about fishing anyway, he must have thought.

Was Peter right about Jesus? Did He really know so little about fishing?

Well, it was a good thing those fishermen DID obey Jesus, as they quickly found out! (SB12) "Whoosh" they threw out the net, "Bloop, bloop, bloop" down went the nets, then "GRRRRRRRUNT" they pulled them back in, with the biggest grunt ever. The nets were so full of fish that they couldn't hold them all. The nets were so full of fish that they even began to RIPPPPPP!

Once more (SB13) the Holy Spirit worked those fishermen's hearts. He helped them put all the pieces together. Jesus had CAUSED this amazing catch of fish. And He had done it in a way that only God could do. Jesus wasn't just a teacher of God's Word. He was MORE! Could Jesus be the Messiah, the Special One sent by God to save His people, they began to wonder. Wow!

Peter wasn't just amazed. He was ashamed, too. He had grumbled and doubted Jesus. (SB14) He fell down on his knees before Jesus and said, "Go away from me. I'm a sinful man." What would someone like Jesus want with him, Peter thought.

Do you think Jesus left Peter and went away?

But Jesus did NOT go away. He knew Peter was a sinner. He had come to be Peter's Savior. Jesus stayed and said to Peter and the others. "(SB15) Leave your fishing nets and come follow Me. No more catching biny or musht fish for you! I'm making you fishers of men. I will use you to bring God's Word to people so they can learn about Me—the Savior—and be saved from their sins."

And that's exactly what Peter, Andrew, James and John did. They (SB16) put down their nets, and left their boat...and even all those floppy-floppy fish. And they followed Jesus, right then and there.

For one, two, three years, Peter, Andrew, James and John followed Jesus as His disciples. They (SB17) listened to Him preach God's Word. They (SB18) watched Him do many amazing things by God's power. Then, at the end of those three years, they watched Jesus do the most amazing thing of all: (SB19) they watched Him choose to suffer and die on the cross for the sins of God's people.

Story with lines separating paragraphs (text in bold, optional interaction cues in italics)

Jesus was buried in a cave grave that day, but He didn't stay there. On the third day, Jesus rose up from the dead in victory! How happy Peter, Andrew, James, John and the other disciples were!

For forty, wonderful days, Jesus spend time with His disciples. He taught them from God's Word and He gave them work to do. (SB21) "Go into the whole world and teach everyone about Me! Tell them to turn away from their sins and trust in Me as their Savior!" Jesus told them.

The disciples were happy to obey. They (SB22) went out and preached about Jesus from God's Word. And as they preached God's Word, the Holy Spirit used it to work in the hearts of those who listened. Many believed! How happy were Peter, Andrew, James and John to see God use His powerful Word to save so many people!

God used these men to preach His Word, but He used them to do something else, too.

Can you guess how else He used them?

God used them (SB23) to write down His Word, too. Fisherman Peter wrote down the words to our Bible verse: "You have been born again, not of perishable seed but of imperishable, through the living and abiding word of God." He knew what it meant for God to use His Word to work in his heart and save him from his sins.

Fisherman John wrote down a whole book full of all he had heard Jesus preach and had seen Jesus do. When John finished writing his story of Jesus, he wrote these words: "These things are written that you might believe that Jesus is the Messiah and be saved too."

And every word that Peter and John wrote down came out perfectly. Why? Because (SB24) God's Holy Spirit was at work in them in a special way. He was making John and Peter's words, God's Words, too. He made sure everything written down just right.

And now, YOU can read the words that Fisherman Peter and John wrote down in YOUR Bible! They are written down in the books we call the Gospel of John and First and Second Peter. God has used the words they wrote down to help many, many people believe in Jesus and be saved. He might even use them to save you! Ask Him!

Cracking the Case: (story wrap-up for Listening Assignments)

It's time to see how we did with our Listening Assignment.

Detective Dan's Lesson 1 Listening Assignment:

1. Who were the fishermen? Peter, Andrew, James and John.

2. What happened to them as they heard God's Word? Who did they follow?

God's Holy Spirit worked in their hearts and they began to believe in Jesus. They became Jesus' disciples--His special friends who followed Him as He taught God's Word and did amazing things.

For You and Me:

God can work in our hearts, too, when we hear God's Word. We can ask our teachers and our parents to help us understand what we hear. We can ask God to work in our hearts and help us to believe in Jesus as our Savior.

Detective Dan's Lesson 2 Listening Assignment:

Our Bible Verse is 1 Peter 1:23:

"You have been born again, not of perishable seed but of imperishable, through the living and abiding word of God."

When we turn from our sins and trust in Jesus, this is called being born again. That's because this is how God gives us a new life as one of His people. God uses His Word, the Bible to do this wonderful thing inside our hearts.

1. What happened as the fishermen listened to Jesus teach from God's Word, the Bible? God's Holy Spirit worked in their hearts and they began to believe in Jesus. They became Jesus' disciples--His special friends who followed Him as He taught God's Word and did amazing things.

2. What did God's Holy Spirit help some of the fishermen write down? Which of the fishermen wrote down the words to our Bible verse?

He helped them write down parts of His Word, the Bible. Peter did.

For You and Me:

God can work in our hearts, too, when we hear God's Word. We can ask our teachers and our parents to help us understand what we hear. We can ask God to work in our hearts and help us to believe in Jesus as our Savior.

Detective Dan's Lesson 3 Listening Assignment:

Our six clues were: a rabbit; a market; a net full of fish; the moon; a bad guy; and, a book.

1. Which four belong in the story and which two don't? The market; the net full of fish; the moon and the book were in our story. The rabbit and the bad guy were not.

2. Who confessed to Jesus that he was a sinful man? What did Jesus do? Peter confessed that he was a sinful man. Jesus would be Peter's Savior. He asked Peter (and the other fishermen) to come follow Him as His disciples.

For You and Me:

Like Peter, we are sinners who need to confess our sins and be forgiven. We can trust in Jesus as our Savior. We can be one of God's dearly loved people. God loves to help us do this! Ask Him!

The Gospel (story wrap-up if NOT using Listening Assignments)**Our Bible Truth is:**

What's So Special about the Bible?

It Alone Is God's Word...God uses it to save His people!

God loves to use His Word to save people. He can use it to save us and make us His people. Take time to listen to God's Word. You can even listen to the stories of Jesus that God used Fisherman John and Fisherman Peter to write down. Ask God to work in your heart as you listen. Ask Him to help you turn away from your sins and trust in Jesus as your Savior! He loves to help us!

Close in prayer.

Closing ACTS Prayer

- A** We praise You, God, that You are our Savior.
- C** God, You are so kind to offer to save us, but sometimes we still want to keep on doing things our own way. Please forgive us. Help us to turn to You as our Savior.
- T** Thank You for giving us Your Word, the Bible. Thank You for what You tell us about You and about ourselves in it. Thank You for how You use it to save people like us from our sins so we can be Your people.
- S** Work deep inside our hearts as we listen to Your Word, the Bible! Use it to help us turn away from disobeying You and trust in Jesus as our Savior. Help us to love You and live for You.

In Jesus' name we pray. Amen.

Deep Down Discussion Sheet

use with all THREE lessons

Use with all response activities for deeper learning



P.1

Questions to aid discussion of the key concepts and for use in games

Be familiar with these questions and answers. Look for opportunities to ask questions and discuss their answers, such as while the children work on their coloring pages, as part of their response games, or during play time. Remember: your goal isn't to ask all these questions or only talk to the children about these things. It is to be deliberate in having good conversations with the children as you are able.

<p>BIG QUESTION</p> <p>Meaning</p> <p>Discussion Questions</p>	<p>What's So Special about the Bible? It Alone Is God's Word!</p> <p>There are millions of books in the world, but none is like the Bible. It alone is God's perfect Word! God made sure it was written down just right. It tells us everything we need to know God and to live for Him. It is powerful to do everything God wants it to do. Everything else in this world may come and go, but God's Word will last forever. It will always prove true.</p> <p><i>choose a few</i></p> <ol style="list-style-type: none"> 1. What's so special about the Bible? <i>It alone is God's Word!</i> 2. How many books are there in the world? <i>Millions!</i> 3. How many books are like the Bible? <i>None!</i> 4. Why is the Bible different from all the other books in the world? <i>It alone is God's Word.</i> 5. What does the Bible tell us about God? <i>Everything we need to know.</i> 6. What does the Bible tell us about how we should live? <i>Everything we need to know.</i> 7. What is the Bible powerful to do? <i>Everything God wants it to do.</i> 8. Will the things in this world last forever? <i>No, they won't. They will come and go.</i> 9. How long will God's Word last? <i>Forever!</i> 10. What will always prove true? <i>The Bible! It is God's perfect Word.</i> 11. Who can help me to understand God's Word, the Bible? <i>God can.</i>
<p>BIBLE TRUTH</p> <p>Meaning</p> <p>Discussion Questions</p>	<p>The Bible Alone is God's Word...God uses His Word, the Bible, to save His people!</p> <p>We read books to know things. We read the Bible to know things, too. The Bible tells us about God and His plans to save sinful people like you and me. It tells us that God is good, but that we have all disobeyed Him. It tells us of how Jesus came to save us from our sins. These are very, very good things for us to learn from the Bible.</p> <p>But the Bible does more than just help us LEARN about God and His plans. God has made it powerful to DO wonderful things inside of us. God uses His Word to save us from our sins and make us His people. God does this through His Holy Spirit, working in our hearts as we think about His Word. The Holy Spirit helps us to want us to turn to God and ask for His forgiveness. He helps us put our trust in Jesus as our Savior. God loves to work through His Word and save people. He can work through His Word and save us, too. Ask Him!</p> <p><i>choose a few</i></p> <ol style="list-style-type: none"> 1. How can books help us know things? <i>We read them and learn from them.</i> 2. What does the Bible help us know? <i>About God, His good plans and the great things He's done. About us, how He wants us to live and how we can become His people.</i> 3. What is the Bible powerful to do? <i>To save us and make us His people.</i> 4. How does God use the Bible to save us? <i>God's Holy Spirit can work inside our hearts as we hear God's Word. He can help us turn away from our sins and trust in Jesus as our Savior.</i>
<p>THE GOSPEL</p>	<p>What is God's good news for you and me that God gives us in His Word, the Bible? <i>The gospel! Even though we are sinners who deserve God's punishment for our sins, God sent His Son to save us. God promises to forgive the sins of all who turn away from disobeying Him and trust in Jesus as their Savior. God will help us to do this, if we ask Him. He loves to answer this prayer!</i></p>

Questions to aid discussion of the key concepts and for use in games

BIBLE TRUTH BIBLE VERSE	<p>1 Peter 1:23: "You have been born again, not of perishable seed but of imperishable, through the living and abiding word of God." --1 Peter 1:23</p>
Meaning	<p>When we become one of God's people, God calls that being born AGAIN. No, our mothers don't give birth to us again. No, we don't become little babies like we were. But, it IS a new beginning of life--only this time it's life with God.</p>
Discussion Questions	<p>How do we have this new beginning of life with God? God's Holy Spirit works in our hearts as we think about God's Word. He helps us want to turn away from disobeying God and trust in Jesus as our Savior. We tell God about our sins and He forgives them all. He gives us a new heart that knows Him and loves Him and wants to live for Him.</p> <p>This new life with God makes us a new person on the inside--in our heart. That's why God says we are born again when we become His people. And the amazing thing about this new life with God is that it never ends. We will NEVER perish! When we die, we will go to live with God forever! God loves to help us have this new life. Ask Him to help you!</p> <p><i>choose a few</i></p> <ol style="list-style-type: none"> 1. Perish means to live for awhile, then die. Who do you know that perishes? <i>All of us.</i> 2. When we turn away from our sins and trust in Jesus as our Savior, we start a new life with God. What is the Bible name for beginning this new life... born ___? <i>Again.</i> 3. Born again means starting a new life with who? <i>With God, as one of His special people.</i> 4. Whose words does God use to work in our hearts and put our trust in Jesus? <i>His words.</i> 5. Where are God's words written down just right? <i>The Bible.</i> 6. Something that perishes lives for awhile, then dies. Whose word never perishes? Whose word goes on and on being true and working in the hearts of people? <i>God's Word, the Bible.</i> 7. What does God offer us, instead of perishing? <i>He offers us new life with Him, when we turn away from our sins and trust in Him as our Savior!</i>
BIBLE STORY	<p>The Case of the Fishermen Who Followed <i>Matthew 4:18-22; 27-28; Mark 1:16-20; Luke 5:1-11; John 20:30-31; 21:24-25</i></p>
Discussion Questions	<p><i>choose a few</i></p> <ol style="list-style-type: none"> 1. Who were the fishermen in our story? <i>Peter, Andrew, James and John.</i> 2. Who came down to the shore as the fishermen cleaned their nets? <i>Jesus and a crowd of people.</i> 3. Why did Jesus come down to the shore of the Sea of Galilee? <i>Jesus came to preach from God's Word.</i> 4. Who listened along the shore as Jesus preached from God's Word? <i>Peter, Andrew, James, John and a crowd of other people.</i> 5. What did the Holy Spirit do inside the hearts of the four fishermen as they listened to Jesus preach? <i>He helped them begin to believe in Jesus.</i> 6. What amazing thing did Jesus do for Peter and Andrew after He finished preaching? <i>He caused them to catch a huge amount of fish when they cast their nets out on the Sea of Galilee.</i> 7. Why did the fishermen leave fishing behind? <i>Jesus asked them to come follow Him as His disciples. He would use them to tell others how they could be saved.</i> 8. How did Jesus' disciples tell others the good news of salvation after He rose from the dead and went back up to heaven? <i>They traveled all over, preaching God's Word and telling people how they could be saved. AND, the Holy Spirit helped some of them (Peter and John) write down just right what Jesus said and did so others might believe and be saved, too.</i> 9. What can God use what Peter and John wrote down to do inside of us? <i>He can use what they wrote down to work in our hearts and help us to turn from our sins and trust in Jesus as our Savior</i>