

DEEP DOWN DETECTIVES

**Curriculum Resources
for Unit 2, Bible Truth 1:**



What's So Special about the Bible?

It Alone Is God's Word...

God Made Sure It Was

Written Down Just Right!

Session Prep (especially good for newbies!)

Pray!



Pray for the Holy Spirit to be at work in your and the children's hearts.

Review



If new to the curriculum, look at the **Getting Started with Deep Down Detectives section of the Core Curriculum book.** (p.5) It will be especially helpful to read through the Deep Down Detectives section of **The Praise Factory Tour: Extended Version Book.** This is a visual way to understand what goes on in the classroom. (A pdf of the book is found in the samples section on the website.)

Look through and Learn the Lesson



Read over **lesson plan.** Practice any **songs or action rhymes** you are using. Choose/make up motions to go with these. Choose less with younger children and more with older preschoolers. **Practice the lesson with the visual aids** and using the Big Question Box/Briefcase.

Read and Rehearse the Bible Story with Pictures



Read the Bible story from the Bible. Read the curriculum version. Practice telling it with the storyboard pictures. (If you have not previously laminated the story pictures, do that now.)

Let There Be Music



Download the music and listen to the songs. Choose which of the songs you will use with the children. If using live musicians, make sure they have the sheet music (Appendix A, Core Curriculum book).

Put the Props in Place



1. Prepare your Visual Aids. Put the Big Question, Unit Bible Truths, Bible Truth, Bible Verse, and Listening Assignment signs, as well as the Bible Story script in one side of the Bible folder.
2. Get out your storyboard. Put all background pictures in place (they have a BG by the number). Put the rest of the storyboard pictures (these have a SB by the number) in order of use in the other side of the Bible folder.
3. Put the DDD Bible Folder as well as the Big Question sign in the Big Question Box/Briefcase and shut it. If your box/briefcase has locks and you want to use the unlocking the box as part of your session, lock it now....but make sure you have the key or know the code first.
4. Prepare the music CD or sheet music or mp3 device for use in your session.

Set Out Free Play Activities



Choose and set up free time activities you will use with the children. Choose a variety of different activities that will be enjoyed by different types of children. Rotate the activities you provide to keep them interesting and fresh to your children. (Suggestions in Appendix D, Core Curriculum books.)

Prepare Any Activities



Choose which (if any) of the Bible Truth games and crafts activities you want to use in the session. Bear in mind your time frame as well as the developmental abilities and attention span of your children as you decide which/how many to prepare. **Look over the Discussion Sheet** and choose a few questions you might use to spark discussion with the children as they do their activities (especially good for ages 3's+). Pray for God to give you opportunities to talk about these things with the children.

Let Them Take It with Them



Make copies of the craft/take home sheets, if you are not already using them as one of your activities. You may also want to make copies of the story (see take-home version of each story included in Appendix C with the other take home resources) to have for parents to use with their children at home. There's a link on each craft/take home sheet to the story, if you don't make hard copies.

Store It



After your session is over, collect the resources and store them for future use. This curriculum can be used over and over for years to come.

Unit 2: God's Wonderful Word, the Bible

UNIT OVERVIEW

There are millions of books in the world, but none is like the Bible. It alone is God's perfect Word! God made sure it was written down just right. It tells us everything we need to know God and to live for Him. It is powerful to do everything God wants it to do. Everything else in this world may come and go, but God's Word will last forever. It will always prove true.

In this unit we will learn four truths about God's wonderful word, the Bible.

UNIT BIBLE VERSE: Psalm 18:30,46

"This God--His ways are perfect. The word of the LORD proves true. The Lord lives, and blessed be my rock, and exalted be the God of my salvation."

BIG QUESTION UNDER INVESTIGATION: What's So Special about the Bible?

ANSWER: It Alone Is God's Word...

OPTIONAL Big Question 2 INTRODUCTION LESSON (Use Hide 'n' Seek Kids Unit 2 Material)

Story: The Case of the Women's Best Gift *1 Timothy*

Bible Verse: Psalm 18:30,46

➔ BIBLE TRUTH 1: God Made Sure It Was Written Down Just Right (3 Lessons Available)

Story: The Case of the Words that Were Always Right

Exodus 24; Deuteronomy 5,31; 2 Timothy 3:16

Bible Verse: 2 Timothy 3:16-17

BIBLE TRUTH 2: It Tells Us about God and His Plans (3 Lessons Available)

Story: The Case of the New King *Acts 14*

Bible Verse: Matthew 2

BIBLE TRUTH 3: God Uses It to Save His People (3 Lessons Available)

Story: The Case of the Fishermen Who Followed

Matthew 4:18-22; 27-28; Mark 1:16-20; Luke 5:1-11; John 20:30-31; 21:24-25

Bible Verse: 1 Peter 1:23

BIBLE TRUTH 4: God Uses It to Change His People (3 Lessons Available)

Story: The Case of the Marvelous Mess *Acts 19; Ephesians*

Bible Verse: Psalm 119:97-98

Big Question 2, Bible Truth 1 Overview: Key Concepts

Unit 2: God's Wonderful Word, the Bible

Unit Big Question (and Answer): "What's so special about the Bible? It alone is God's Word!"

Unit Bible Verse: "This God--His ways are perfect. The word of the LORD proves true. The Lord lives, and blessed be my rock, and exalted be the God of my salvation." Psalm 18:30,46

Bible Truth 1 Concept: God Made Sure It Was Written Down Just Right

The Bible looks like one, big, thick book; but, it's really sixty-six books, all put together. Many people, over many years, wrote down these books. Some wrote down songs to God. Others wrote down His rules. Some wrote down God's promises and warnings. Others wrote down stories of the great things that God has done for His people; and, how He sent Jesus to save them.

But why do we call the Bible "God's Word", if all these people really wrote down the words? Because God did something very special inside each of those people as they wrote down those words. God's Holy Spirit worked inside of them so that their words weren't just their own words; they were God's perfect words, too. Isn't that amazing? There really is no other book like the Bible, is there?

Bible Truth 1 Bible Verse: 2 Timothy 3:16-17, ESV

"All Scripture is breathed out by God and profitable for teaching, for reproof, for correction, and for training in righteousness, that the man of God may be complete, equipped for every good work."

Bible Truth 1 ACTS Prayer

- A** We praise you, God, for giving us Your Word, the Bible. We praise You for how Your Holy Spirit worked inside of so many people to write it down just right.
- C** God, You have given us Your Word, but often we don't want to listen to it or obey it. Please forgive us.
- T** Thank You for making sure Your Word was written down just right. Thank You that we can trust it to be true. And thank You for giving it to us so we can better know You and how You want us to live.
- S** Work deep inside our hearts. Help us to understand Your Word and want to obey it. Help us to turn away from our sins and trust in Jesus as our Savior. In Jesus' name we pray. Amen.

Bible Truth 1 Story

The Case of the Words that Were Always Right

Exodus 24; Deuteronomy 5,31; 2 Timothy 3:16

Songs Used in Bible Truth 1

Big Q & A 2 Song

Big Question 2 Song

Big Question 2 Bible Verse Song: Proves True Psalm 18:30,46, ESV

Extra Big Question 2 Bible Verse Song: His Way Is Perfect Psalm 18:30, ESV

Extra Big Question 2 Bible Verse Song: This God, His Way Is Perfect Psalm 18:30,46, ESV

Extra Big Question 2 (Unit) Bible Verse Song: The Word of the Lord 1 Peter 1:24,25, ESV

Big Question 2 Hymn: How Precious Is the Book Divine, v.1

Big Question 2 Praise Song: The Best Book to Read Is the Bible

Bible Truth 1 Bible Verse Song: All Scripture Is Breathed Out by God 2 Timothy 3:16-17, ESV

Deep Down Detectives ESV Songs 2 Track Numbers

This is a listing of all songs mentioned in the unit curriculum. You may or may not choose to use all of the songs. They are listed in easy-reference order--NOT in the order used in the curriculum.

You may choose to simply burn a CD/load them onto an mp3 device in this order. Or, you may want to do what we do: choose the songs we want to use and create a play list of them in that order. Then, we burn a CD/upload the play list onto an mp3 device. A teacher only has to click forward to the next song, instead of hunting for the right track. The track number have been included as part of the title. Work deep into each song, so teachers will still have a reference to the track number listed in the curriculum (same as those listed below), even if you change the order on your customized play list.

SONGS USED EVERY UNIT OF THE CURRICULUM

- 1 The Classroom Song v.1
- 2 The Classroom Song v.2
- 3 The Classroom Song v.3
- 4 The Classroom Song v.4
- 5 Deep Down Detectives Theme Song
- 6 The Classroom Rules Song
- 7 Let's Pray Song
- 8 The Big Question Box Song
- 9 The Bible Chant Song
- 10 ACTS Prayer Song (Short Version)
- 11 ACTS Prayer Song (Full Version)

Why the Extra Songs?

Deep Down Detectives is a curriculum used by a wide age-span of kids. Sometimes one of the other songs is a better fit for your kids. Or, you may simply want to teach them more songs on the same Bible Truth. Use as many or as few as you want.

UNIT 2: GOD'S WONDERFUL WORD, THE BIBLE

- 12 Big Q & A 2 Song
- 13 Big Question 2 Song: What's So Special About God's Word?
- 14 Big Question 2 Bible Verse Song: Proves True Psalm 18:30,46, ESV
- 15 *Extra Big Question 2 Bible Verse Song: His Way Is Perfect Psalm 18:30, ESV*
- 16 *Extra Big Question 2 Bible Verse Song: This God, His Way Is Perfect Psalm 18:30,46, ESV*
- 17 *Extra Big Question 2 Bible Verse Song: The Word of the Lord 1 Peter 1:24,25, ESV*
- 18 Big Question 2 Hymn: How Precious Is the Book Divine, v.1
- 19 Big Question 2 Praise Song: The Best Book to Read Is the Bible

What's So Special about the Bible? It Alone Is God's Word...

Bible Truth 1: God Made Sure It Was Written Down Just Right

- 20 Bible Verse: All Scripture Is Breathed Out by God 2 Timothy 3:16-17, ESV

Bible Truth 2: It Tells Us about God and His Plans

- 21 Bible Verse: I Am God and There Is No Other Isaiah 46:9-11, ESV
- 22 *Extra Bible Verse: As the Rain Isaiah 55:10,11 ESV*
- 23 *Extra Bible Verse: For I Know the Plans Jeremiah 29:11,12 ESV*
- 24 *Extra Bible Verse: Even to Your Old Age Isaiah 46:4,10,11 ESV*
- 25 *Extra Song: God's One, Big Plan*

Bible Truth 3: God Uses It to Save His People

- 26 Bible Verse: For You Have Been Born Again 1 Peter 1:23, ESV

Bible Truth 4: God Uses It to Change His People

- 27 Bible Verse: O, How I Love Your Law Psalm 119:97-98, ESV
- 28 *Extra Bible Verse: For Whatever Was Written Romans 15:4, ESV*

1. GETTING STARTED

<p>Intake Activity Ideas</p>	<p>Choose one of these open-ended activities to include children as they join the class:</p>
<p>Free Play Time <i>suggestions in Appendix D</i></p>	<p>Offer your own or some of the easy-to-make, free play activities suggested in Appendix D.</p>
<p>OR Sing-along Music Time <i>lyrics and sheet music, Appendix A</i></p>	<p>Music from Deep Down Detectives (DDD) ESV Songs 2: Big Q & A 2 Song <i>DDD ESV Songs 2, track 12</i> Big Question 2 Song <i>DDD ESV Songs 2, track 13</i> Big Question 2 (Unit) Bible Verse Song: Proves True Psalm 18:30,46, ESV <i>DDD ESV Songs 2, track 14</i> Extra Big Question 2 (Unit) Bible Verse Song: <i>His Way Is Perfect Psalm 18:30, ESV</i> <i>DDD ESV Songs 2, track 15</i> Extra Big Question 2 (Unit) Bible Verse Song: <i>This God, His Way Is Perfect Psalm 18:30,46, ESV</i> <i>DDD ESV Songs 2, track 16</i> Extra Big Question 2 (Unit) Bible Verse Song: <i>The Word of the Lord 1 Peter 1:24,25, ESV</i> <i>DDD ESV Songs 2, track 17</i> Big Question 2 Hymn: How Precious Is the Book Divine, v.1 <i>DDD ESV Songs 2, track 18</i> Big Question 2 Praise Song: The Best Book to Read Is the Bible <i>DDD ESV Songs 2, track 19</i> Bible Truth 1 Bible Verse Song: All Scripture Is Breathed Out by God 2 Timothy 3:16-17, ESV <i>DDD ESV Songs 2, track 20</i></p> <p><i>Add more fun to Sing-along Music Time by adding a Music, Movement & Memory Activity. These activities are listed on p.10 of this lesson plan with the Response Activities. Instructions found in Appendix B.</i></p>
<p>OR Bible Verse Memory Game <i>instructions found in Appendix B</i></p>	<p>Lesson 1 Game: Detective Mission Madness Practice Lesson 2 Game: Duck, Duck, Goose Lesson 3 Game: Slap, Clap and Stack</p> <p><i>These activities are also included on p.10 of this lesson plan with the Response Activities.</i></p>
<p>2. OPENING CIRCLE TIME (introduce the Bible Truth and tell the related Bible story)</p>	
<p>Gathering the Children <i>lyrics and sheet music, Appendix A</i></p>	<p><i>Sing verse 1 of The Classroom Song to gather the children for Circle Time.</i></p> <p>The Classroom Song, verse 1 <i>DDD ESV Songs 2, track 1</i> Let's gather together to worship God, Let's gather together to worship God, Let's gather together to worship God, Come gather here with me!</p>
<p>Welcome to Deep Down Detectives</p>	<p>"Welcome to Deep Down Detectives. We're so glad you've joined us! Detectives are people who look for answers to questions. In Deep Down Detectives, we look for answers to big questions about God. We dig deep down in the truths of God's Word to find them."</p>

2. OPENING CIRCLE TIME, continued

<p>Deep Down Detectives Theme Song</p> <p><i>lyrics and sheet music, Appendix A</i></p>	<p>“Let’s sing our Deep Down Detectives Theme Song.”</p> <p>Deep Down Detectives Theme Song <i>DDD ESV Songs 2, track 5</i></p> <p>We’re Deep Down Detectives, diggin’ deep in God’s Word, For truths about God and His plans for this world, We’re seeking to love Him, with all of our heart, We’re Deep Down Detectives! Come on! Let’s start!</p>
<p>Classroom Rules Song</p> <p><i>lyrics and sheet music, Appendix A</i></p>	<p>There are two very important things that Deep Down Detectives do together: we worship God and we love one another. Our Classroom Rules Song reminds us how we should act. Let’s sing it.”</p> <p>Classroom Rules Song <i>DDD ESV Songs 2, track 6</i></p> <p>Shh, be quiet while someone is talking, Raise your hand, if you have something to say, Don’t touch your friend, sitting beside you, Obey your teachers, Be kind as you play. These are our classroom rules, These are our classroom rules, They help us worship God and love one another, These are our classroom rules.</p>
<p>Opening Prayer Time</p> <p><i>lyrics and sheet music, Appendix A</i></p>	<p>“Children, we need God’s help to keep these rules. Let’s ask Him to help us right now. Let’s get ready and pray.”</p> <p>Let’s Pray <i>DDD ESV Songs 2, track 7</i></p> <p>1-2-3! Fold your hands, Bow your head, Close your eyes. Let’s pray! (<i>repeat</i>)</p> <p>“Let’s pray:”</p> <p>Opening Prayer</p> <p>Dear Lord, We’re so glad to get to gather together to worship You! Please help us keep the classroom rules. Please help us to love You and learn about You today. In Jesus’ name we pray. Amen.</p>

2. OPENING CIRCLE TIME, continued

Reveal the Big Question

Introduce the Big Question Box/Briefcase

lyrics and sheet music, Appendix A

“Detectives INVESTIGATE things. That means they ask questions and look for answers. Deep Down Detectives investigate big questions about God. The Big Question we are investigating today is right inside our Big Question Box/Briefcase.

The Big Question Box Song

DDD ESV Songs 2, track 8

We’ve got a big box,
All closed up and locked,
Filled with the truths of God’s Word.

We’ve got a brief case,
There’s no time to waste,
Come on, kids, let’s open it up!

The Big Question under Investigation

VISUAL AID take out



of BQB

Big Question & Answer Sign, front side

**found in the DDD Unit 2 Visual Aids, ESV Book*

Ok, who would like to open for me and pull out the Big Question?”

Choose a child to open the box/briefcase, take out the Big Question and hand it to you, then hold up the Big Question sign for all the children to see, and say:

The Big Question we are investigating today is Big Question Number 2:

What’s So Special about the Bible?

and the Answer is:

It Alone Is God’s Word!

Big Question Meaning

There are millions of books in the world, but none is like the Bible. It alone is God’s perfect Word! God made sure it was written down just right. It tells us everything we need to know God and to live for Him. It is powerful to do everything God wants it to do. Everything else in this world may come and go, but God’s Word will last forever. It will always proves true.

“Let’s sing our Big Question Song:

Big Question Songs

Big Q & A 2 Song

lyrics and sheet music, Appendix A

Big Q & A 2 Song

DDD ESV Songs 2, track 12

(adapted version of “Three Blind Mice”)

What’s so special about the Bible?
It alone is God’s Word!
It alone is God’s Word!
It’s always true,
It can make you wise,
It can work pow’r’ly in your life.
It alone is God’s Word!
It alone is God’s Word!

2. OPENING CIRCLE TIME, continued

Learning about the Big Question

*Repeat the Big Question and Answer again:
"What's So Special about the Bible? It Alone Is God's Word!"*

Say: "Hmmm, I wonder what that means... Let's do our action rhyme/sing our song that explains it."

Then do the action rhyme /sing song using any of the optional motions suggested, if desired.

Big Question (Action Rhyme) Song

lyrics and sheet music, Appendix A

Big Question 2 Action Rhyme/ Song

DDD ESV Songs 2, track 13

Refrain:

What's so special about the Bible?
It alone is God's Word,
What's so special about the Bible?
It alone is God's Word.

(POSSIBLE ACTIONS)

*hold up a Bible and point to it
Point up to God
hold up a Bible and point to it
Point up to God*

There are millions and millions of books
in the world,
But only the Bible is God's perfect Word,
There are millions and millions of books
in the world,
But only the Bible is God's perfect Word.

*make "book" with your hands by placing
your flat palms next to each other like an
open book*

Verse 1

God's Word was written down perfectly,
By godly men long ago,
The Holy Spirit worked through them,
Inspiring every word they wrote.

*hold up a Bible and point to it
Point up to God*

*use index of one hand to pretend to write
on open palm of the other hand*

Verse 2

God's Word is powerful and living,
It changes us, deep inside,
The Holy Spirit uses it
To make God's people like Christ.

*hold open hands up to God, then bring
them down and place on your head*

*flex arms
touch heart
hold open hands up to God, then bring
them down and place over your heart*

2. OPENING CIRCLE TIME, continued

Learning the Bible Truth

VISUAL take out

AID



of BQB

VISUAL AID

All the Bible Truths Sign

Knowing that the Bible alone is God’s Word is a good beginning, but there’s so more to learn. So it’s time for us to dig down even deeper for more answers to our Big Question about God. We’re going to be learning **FOUR** Bible truths that all tell us more about what makes the Bible so special.

Who would like to hand me the picture with our four Bible truths on it? It’s in the Big Question Box/Briefcase? *Choose a child to get it out and hand it to you, then hold it up and show them the pictures of the four truths they will be learning.*

Bible Truth Clue

VISUAL take out

AID



of BQB

Bible Truth Clue Sign,

front side

VISUAL AID

After everyone has had a good look, say...

“Ok, now let’s look at our Bible Truth Clue sign and see if we can figure out which of these four truths we will be learning about today. Who would like to get it out of the Big Question Briefcase for me?”

Choose a child to open the briefcase, take out the Bible Truth Clue sign and hand it to you. Hold up the front side for the children to see. Cover up the answer, written along the bottom, and say:

**“What’s So Special about the Bible?
It Alone Is God’s Word...
God made sure it was written down just ???? !**

Hint

We are missing one word. Here’s the hint to what the missing word is. It says: “What’s the opposite of something being wrong? It rhymes with the word “light.”

Can you guess? It’s “right”.

So the Bible Truth we are learning today is:

(uncover answer from bottom of sign, show it to them and say:)

**“What’s So Special about the Bible?
It Alone Is God’s Word...
God made sure it was written down just **RIGHT** !**

Bible Truth Meaning

And here is what this Bible Truth means:

(read the meaning off of the back of the sign, say:)

The Bible looks like one, big, thick book; but, it’s really sixty-six books, all put together. Many people, over many years, wrote down these books. Some wrote down songs to God. Others wrote down His rules. Some wrote down God’s promises and warnings. Others wrote down stories of the great things that God has done for His people; and, how He sent Jesus to save them.

But why do we call the Bible “God’s Word”, if all these people really wrote down the words? Because God did something very special inside each of those people as they wrote down those words. God’s Holy Spirit worked inside of them so that their words weren’t just their own words; they were God’s perfect words, too. Isn’t that amazing? There really is no other book like the Bible, is there?

2. OPENING CIRCLE TIME, continued

Learning the Bible Verse

The Bible Chant Song

lyrics and sheet music, Appendix A

"And how do I know this is true? God tells me so in His special book, the Bible."

Say or sing the Bible Chant Song.

The Bible Chant Song

DDD ESV Songs 2, track 9

The Bible, the Bible,
Let's get out the Bible.
Let's hear what God has to say.
The Bible, the Bible,
God's given us the Bible.
It's His Word for us to learn and obey! Yay!

Bible Verse

DDD 2.1 Bible Verse-front side (in the DDD Bible folder)

VISUAL AID Place verse in take out



*found in the DDD Unit 2 Visual Aids, ESV Book

"Who would like to get our Bible folder out of the Big Question Briefcase for me?"

Choose a child to open the briefcase, take out the "Bible" folder and hand it to you. Remove the Bible Verse Picture from the "Bible" folder and hold it up for all the children to see, then say:

2 Timothy 3:16-17 tells us:

2 Timothy 3:16-17

"All Scripture is breathed out by God and profitable for teaching, for reproof, for correction, and for training in righteousness, that the man of God may be complete, equipped for every good work."

Bible Verse Meaning

What does that mean?

Scripture is another word for the Bible. What does it mean for the Bible to be God-breathed? It does NOT mean that God really breathed air out onto the pages of the Bible. It means that God's Holy Spirit was there, working inside of each person as they wrote it down. He made sure that it was written exactly as He wanted it to be. Every single bit of the Bible is useful to anyone who wants to be a man (or woman/boy or girl) of God. God can use it to teach us about Himself and how He wants us to live. God can use it to change us and help us be who He wants us to be. Ask God to use His Word in your life! He loves to answer this prayer!

2. OPENING CIRCLE TIME, continued**Bible Verse
Song**

*lyrics and sheet music,
Appendix A*





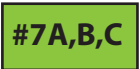


We've said our Bible verse, now let's sing it!

All Scripture Is Breathed Out by God

DDD ESV Songs 2, track 20

All Scripture is breathed out by God and profitable,
All Scripture is breathed out by God and profitable,
For teaching, reproof, correction,
For training in righteousness,
So that the man of God may be complete,
Equipped for every good work.
All Scripture is breathed out by God and profitable,
All Scripture is breathed out by God and profitable,
Second Timothy Three, sixteen and seventeen.

2. OPENING CIRCLE TIME, continued

<p>Getting into the Case</p>	<p>"Now it's time to do a bit more deep down investigating. Let's read what Detective Dan wants us to help him figure out. Would someone like to get it out for me?"</p>
<p>Listening Assignments</p> <p>Place in  take out  of BQB</p>	<p>NOTE: Listening assignments are most suitable for ages 3+. Skip straight to the Bible story (see bottom of this page), if working with 2 year olds.</p> <p>"Let's open up our listening assignment and see what we are supposed to figure out today.</p> <p>Choose a child to take out the Listening Assignment (from the DDD Bible Folder) and hand it to you. Read Detective Dan's letter to the children that includes the listening assignment. The listening assignments are summarized below:</p>
<p>VISUAL AID</p> <p></p> <p>DDD Unit 2 Visual Aids, ESV</p>	<p>Detective Dan's Lesson #1 Listening Assignment:</p> <p>I need to find out:</p> <ol style="list-style-type: none"> 1. Whose words were always right? 2. What's the name of the big book where these words were written down?
<p>VISUAL AID</p> <p></p> <p>DDD Unit 2 Visual Aids, ESV</p>	<p>Detective Dan's Lesson #2 Listening Assignment:</p> <p>Our Bible Verse is 2 Timothy 3:16-17:</p> <p>"All Scripture is breathed out by God and profitable for teaching, for reproof, for correction, and for training in righteousness, that the man of God may be complete, equipped for every good work."</p> <p>I need to find out:</p> <ol style="list-style-type: none"> 1. Scripture is another word for God's Word, the Bible. God-breathed means God made sure what people wrote down were His words. Who did God send to help people write down His words just right? 2. What kinds of things did God have people write down to help us live for Him?
<p>VISUAL AID</p> <p></p> <p>*Listening Assignment #3 includes the Assignment Sheet, plus 4 clue pictures*</p> <p>DDD Unit 2 Visual Aids, ESV</p>	<p>Detective Dan's Lesson #3 Listening Assignment:</p> <p>I found six clues, but only 4 of them are in the story. They are: a rainbow, an island, a man in a pit, a crown, a notebook, and two pieces of stone. Hold up each of them for the children to see as you identify them.</p> <p>I need to figure out:</p> <ol style="list-style-type: none"> 1. Which four belong in our story? 2. Which one did God Himself write on? Who did He use to write down the rest of His words for us?
<p>Tell the Bible Story</p> <p>Place story & pics in  take out  of BQB</p> <p>DDD Unit 2 Visual Aids, ESV</p>	<p>Then say. "Ok, Deep Down Detectives! Put on your best listening ears and see if you can hear the answers to Detective Dan's questions. When I finish telling the story, we will see if we can answer all the questions."</p> <p>Read the Bible Truth story, putting up the storyboard pictures as you tell it. Then have the children answer the listening assignment, present the gospel and lead in prayer.</p> <p>*Answers to questions, the gospel and ACTS prayer are included with the story text.*</p>


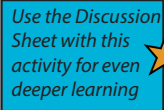


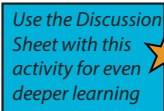


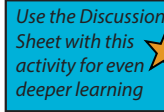


2. OPENING CIRCLE TIME, continued

<p>Story Response Song(s)</p> <p>Hymn</p> <p><i>lyrics and sheet music, Appendix A</i></p>	<p><i>As attention span and time allow, you might want to end with one of the following songs which also tie in with the unit. If desired, use the Music and Movement activity ideas while singing (listed with the Response Activities).</i></p> <p>How Precious Is the Book Divine <i>DDD ESV Songs 2, track 18</i></p> <p>Verse 1 How precious is the book divine, By inspiration given; Bright as a lamp its doctrines shine, To guide our souls to heaven.</p> <p>Tie-in: “The Bible is precious. It is very special. There is no other book like it in the whole world. It is divine--that means it’s from God. It’s inspired--that means God’s Holy Spirit helped godly people write it down just right. The Bible is such a great gift to us! God tells us about Himself in it. He tells us how He sent Jesus to save us from our sins. He tells us how He wants us to live for Him. He uses it to help us know how we can become His people and go to live with Him forever in heaven one day.</p>
<p>Praise Song</p> <p><i>lyrics and sheet music, Appendix A</i></p>	<p>Praise Song: The Best Book to Read Is the Bible <i>DDD ESV Songs 2, track 19</i></p> <p>Verse 1 The best book to read is the Bible, The best book to read is the Bible, It alone is God’s true Word, With the best news ever heard! Yes! The best book to read is the Bible.</p> <p>Verse 2 The best book to read is the Bible, The best book to read is the Bible, If you read it ev’ry day, God will teach you His ways. Yes! The best book to read is the Bible.</p> <p>Tie-in: “The Bible is the best book to read, because only it alone is God’s true word! In it, God tells us about Himself and the good news that He sent Jesus to save us from our sins. In it, He tells us how He wants us to live for Him. How God will bless and change us if we read His book, the Bible, every day!”</p>

3. TAKING ACTION: Response Activities *(choose from among these activities)*

<p>Transition to Activities</p>	<p>Well, Deep Down Detectives, you’ve done a great job diggin’ deep down for answers in the truths of God’s Word. Now it’s time to enjoy some activities.”</p> <p><i>Tell children what activity/s you are providing for them: either free play or some of the response activities listed below. When you are ready to dismiss them, Use this song to help the children to transition in an orderly fashion to their next activity.</i></p> <p>“Children, let’s sing our Time to Play Song. When we are finished you may get up and walk over to our next activity.”</p>
<p>Classroom Song, verse 2</p> <p><i>lyrics and sheet music, Appendix A</i></p>	<p>Classroom Song, verse 2 <i>DDD ESV Songs 2, track 2</i></p> <p>We’ve gathered together to worship God, We’ve gathered together to worship God, And now it’s time to play.</p> <p><i>Dismiss the children to whatever activities you have prepared for them to do.</i></p>

3. TAKING ACTION: Response Activities *(choose from among these activities)*

<p>Response Activities</p>	<p>Choose one or more activities appropriate for your children, based on classroom time and developmental needs. Add the Discussion Sheet to any activity for deeper learning. </p>	
<p>Bible Verse Memory Game</p> <p><i>game directions, Appendix B</i></p>	<p>Though listed with the opening activities, you may choose to use this Bible verse game here instead (or as a repeat).</p> <ul style="list-style-type: none"> Lesson 1 Game: Detective Mission Madness Practice Lesson 2 Game: Duck, Duck, Goose Lesson 3 Game: Slap, Clap and Stack 	<p>   Discussion Questions</p>
<p>Music, Movement & Memory Activity</p> <p><i>game directions, Appendix B</i></p>	<p>A music activity that uses the songs from the Bible Truth and Big Question unit.</p> <ul style="list-style-type: none"> DDD Songs for this Bible Truth, plus: Lesson 1 Activity: Musical Squares Lesson 2 Activity: Thumping Drums Lesson 3 Activity: Say, Spring Up and Shout 	<p>   Discussion Questions</p>
<p>Bible Story Review Game</p> <p><i>game directions, Appendix B</i></p>	<p>A game that uses the storyboard pictures from the story to review the story.</p> <ul style="list-style-type: none"> Lesson 1 Game: Fix Up the Mix Up Lesson 2 Game: Take Me through the Tunnel Lesson 3 Game: Missing in Action 	<p>   Discussion Questions</p>
<p>Coloring Pages/ Take Home Sheets</p> <p><i>in Appendix C</i></p>	<p>A coloring page related to the lesson assignment question is provided for each lesson. On the back of each are the key concepts, a few questions and a song for parents to use with their children.</p> <p>NOTE: Upgrade your coloring sheet to a more interesting craft by offering simple embellishments, such as jiggly eyes, craft sand, glitter, glitter glue, colored paper dots (made with a hole punch), fabric scraps, etc. Make cut-to-size glued-on clothes, hair, etc for characters by using a copy of the coloring sheet, cutting out the selected portions and making them the patterns for whatever you want to cut out of fabric, paper, foil, etc.</p> <ul style="list-style-type: none"> Lesson 1 Coloring Sheet Emphasis: Bible Truth Lesson 2 Coloring Sheet Emphasis: Bible Verse Lesson 3 Coloring Sheet Emphasis: ACTS Prayer 	
<p>Extra Crafts: Big Question Craft <i>in Appendix C</i></p> <p>Bible Verse Craft <i>in Appendix C</i></p> <p>Bible Story Puzzle <i>in Appendix C</i></p>	<p>These crafts are slightly more complex than the coloring/take home sheets:</p> <p>The Bible Concept Go-and-Tell Craft is a craft that summarizes the Bible concept and includes the Bible verse. It is included for those desiring more than a coloring sheet. This more complex craft will involve gluing, sticking, etc. Can be used at any time.</p> <p>The Bible Story Coloring Sheet provides a tie in between the Bible story and the Bible truth they are learning.</p> <p>The Storyboard Picture Placement Page has been made into a puzzle that can be cut out and re-assembled by the children. This provides a nice summary of the Bible story.</p>	
<p>Free Play Activities</p> <p><i>ideas in Appendix D</i></p>	<p>Offer your own or some of the easy-to-make, free play activities suggested in Appendix D.</p>	

4. CLOSING CIRCLE TIME *(End-of-session activities for the last 5-10 minutes of class time)*

<p>Transition to Closing Circle</p> <p>Classroom Song, verse 3</p> <p><i>lyrics and sheet music, Appendix A</i></p>	<p><i>Use this song to help the children to transition in an orderly fashion. Start singing this song and ask the children to gather with you for Closing Circle Time.</i></p> <p>Classroom Song, verse 3 <i>DDD ESV Songs 2, track 3</i></p> <p>It's time to get ready to go and tell, It's time to get ready to go and tell, Come gather here with me.</p>
<p>Closing Circle Time</p> <p>Classroom Song, verse 4</p> <p><i>lyrics and sheet music, Appendix A</i></p>	<p><i>When children are settled in the circle, say:</i></p> <p>"It's almost time for your parents to come pick you up. And do you know what that means? It means.... (draw this out to build anticipation and excitement)...that it's almost time to go home and....it's almost time to...Go and Tell! We have learned some big news about God today. God wants us to take and tell it to the whole world!"</p> <p>Classroom Song, verse 4 <i>DDD ESV Songs 2, track 4</i></p> <p>So what's our big news to go and tell, So what's our big news to go and tell, Can you tell me now?</p>
<p>Big News to Tell</p> <p>Big Question 2</p> <p><i>VISUAL AID</i></p> <div style="border: 1px solid black; background-color: #90EE90; padding: 5px; width: 30px; text-align: center; margin: 5px auto;">#1</div> <p><i>*found in the DDD Unit 2 Visual Aids, ESV Book</i></p> <p><i>lyrics and sheet music, Appendix A</i></p> <p>Big Question 2, Bible Truth 1</p> <p><i>VISUAL AID</i></p> <div style="border: 1px solid black; background-color: #90EE90; padding: 5px; width: 30px; text-align: center; margin: 5px auto;">#3</div>	<p>"Let's see....there's so much big news to tell! There's so much we've learned!</p> <p>First of all, can you tell me the answer to our Big Question: "What's so special about the Bible?" <i>Hold up the Bible Truth Clue Picture.</i></p> <p>Say the answer with me: "It alone is God's Word!"</p> <p><i>(If desired, you can sing one/both of the Big Question songs.)</i> <i>DDD ESV Songs 2, tracks 12,13</i></p> <p>And what's one way the Bible is special? What did we learn? <i>Point to the picture.</i></p> <p>God made sure that it was written down just right!"</p>
<p>Big Question 2 Bible Verse Bible Truth 1</p> <p><i>VISUAL AID</i></p> <div style="border: 1px solid black; background-color: #90EE90; padding: 5px; width: 30px; text-align: center; margin: 5px auto;">#4</div> <p><i>*found in the DDD Unit 2 Visual Aids, ESV Book</i></p> <p><i>lyrics and sheet music, Appendix A</i></p>	<p>"And how do I know this is true? Can you tell me? Say it with me: "The Bible tells me so!"</p> <p>That's right!</p> <p>We learned: 2 Timothy 3:16-17:</p> <p>"All Scripture is breathed out by God and profitable for teaching, for reproof, for correction, and for training in righteousness, that the man of God may be complete, equipped for every good work."</p> <p>Scripture is another word for the Bible. What does it mean for the Bible to be God-breathed? It does NOT mean that God really breathed air out onto the pages of the Bible. It means that God's Holy Spirit was there, working inside of each person as they wrote it down. He made sure that it was written exactly as He wanted it to be. Every single bit of the Bible is useful to anyone who wants to be a man (or woman/boy or girl) of God. God can use it to teach us about Himself and how He wants us to live. God can use it to change us and help us be who He wants us to be. Ask God to use His Word in your life! He loves to answer this prayer!</p> <p><i>(If desired, you can sing the Bible verse song.)</i> <i>DDD ESV Songs 2, track 21</i></p>

4. CLOSING CIRCLE TIME, continued

<p>Closing ACTS Prayer Time</p> <p>ACTS Prayer Chant</p> <p><i>lyrics and sheet music, Appendix A</i></p>	<p><i>Let's ask God to help us to remember this and even tell others this good news. Let's get ready and pray our ACTS prayer.</i></p> <p><i>And what does ACTS mean? Let's sing/say our ACTS Prayer Chant!</i></p> <p>ACTS Prayer Chant Song <i>DDD ESV Songs 2, tracks 10,11</i></p> <p>A, Adoration: God, we praise You! C, Confession: Forgive us our sins. That's the ACTS prayer, my friend, T, Thanksgiving: Thank You for Jesus, Bow head, Close your eyes, Shhh, S, Supplication: Help us to live like Him. Let's begin!</p>
<p>Closing ACTS Prayer</p>	<p>"Let's pray!"</p> <p><i>Lead the children in the ACTS prayer for this Bible Truth.</i></p> <p>A We praise you, God, for giving us Your Word, the Bible. We praise You for how Your Holy Spirit worked inside of so many people to write it down just right.</p> <p>C God, You have given us Your Word, but often we don't want to listen to it or obey it. Please forgive us.</p> <p>T Thank You for making sure Your Word was written down just right. Thank You that we can trust it to be true. And thank You for giving it to us so we can better know You and how You want us to live.</p> <p>S Work deep inside our hearts. Help us to understand Your Word and want to obey it. Help us to turn away from our sins and trust in Jesus as our Savior.</p> <p>In Jesus' name we pray. Amen.</p>
<p>5. TAKING IT HOME <i>(Take Home Sheet)</i></p>	
<p>Clean up and Dismissal</p>	<p>"Now it's time to work together and clean up." <i>Have the children join you in cleaning up the room.</i></p>
<p>Coloring Pages/ Take Home Sheets</p> <p><i>in Appendix C</i></p>	<p><i>Give out the craft/take home sheet and any other papers from the session, as you dismiss children from class.</i></p> <p><i>(Reminder: The back side of the coloring page is the take home sheet for each lesson.)</i></p>
<p>Bible Story to Take-Home</p> <p><i>in Appendix C</i></p>	<p>You may also want to include a copy of the story along with the take home sheet. (However, each coloring sheet/take home sheet includes a note to parents telling them where they can download the story from the parents' resources section on the website.</p>

The Case of the Words that Were Always Right*Exodus 24; Deuteronomy 5,31; 2 Timothy 3:16***Story-telling Tips**

Ahead of time:

1. Read the Bible verses and story. Pray!
2. Choose story action cues and/or prepare storyboard figures, if using. (Included in Visual Aids books)
3. Practice telling story with the storyboard pictures, timing your presentation. Shorten, if necessary.

During your presentation:

1. Maintain as much eye contact as possible as you tell the story.
2. Put up storyboard figures/add story action cues as you tell the story. Allow the children to help you put them on the board, if desired.
3. Include the children in your story with a few questions about what they think will happen or words/concepts that might be new to them.

INTRODUCTION/ LISTENING ASSIGNMENTS**“Our story is called: The Case of the Words that Were Always Right. Here is your listening assignment... ”***Read from Detective Dan’s Listening Assignment signs, but questions are summarized below:***Detective Dan’s Lesson #1 Listening Assignment:**

I need to find out:

1. **Whose words were always right?**
2. **What’s the name of the big book where these words were written down?**

Detective Dan’s Lesson #2 Listening Assignment:**Our Bible Verse is 2 Timothy 3:16-17:***“All Scripture is breathed out by God and profitable for teaching, for reproof, for correction, and for training in righteousness, that the man of God may be complete, equipped for every good work.”*

I need to find out:

1. **Scripture is another word for God’s Word, the Bible. God-breathed means God made sure what people wrote down were His words. Who did God send to help people write down His words just right?**
2. **What kinds of things did God have people write down to help us live for Him?**

Detective Dan’s Lesson #3 Listening Assignment:

I found six clues, but only 4 of them are in the story.

They are: a rainbow, an island, a man in a pit, a crown, a notebook, and two pieces of stone. Hold up each of them for the children to see as you identify them.

I need to figure out:

1. **Which four belong in our story?**
2. **Which one did God Himself write on? Who did He use to write down the rest of His words for us?**

Read the assignment questions, THEN SAY,*“Ok, Deep Down Detectives! Put on your best listening ears and see if you can hear the answers to Detective Dan’s questions. When I finish telling the story, we will see if we can answer all the questions.”**Read the Bible Truth story, answer questions, present the gospel and lead in prayer.**Listening Assignments answers; the gospel; and, an ACTS prayer are included with the story text at the end.*

The Case of the Words that Were Always Right *Exodus 24; Deuteronomy 5, 31; 2 Timothy 3:16*

Story with lines separating paragraphs (text in bold, optional interaction cues in italics) Numbers correspond to storyboard pictures and placement upon the storyboard. Always feel free to use less pictures, if it's best for your kids. Simply black out the numbers next to pictures you do not plan to use. All pictures are found in the Visual Aids book. Put BG (background) pictures on storyboard ahead of time. SB pictures (listed below in story text) are added to board as you tell the story. These numbers are also found on the back of each picture.

Tip: Stack pictures in numerical before telling story for easy use. Use sticky-back velcro to attach pictures to storyboard felt. Use sticky-tac putty to stick a picture on top of another picture.

High up on a mountaintop, SOMETHING was being written down by SOMEONE. Well, what's so special about that, you might ask. People write down things every day. Why, even YOU may have written down something today.

Ahhh...but, THIS SOMETHING being written down by this SOMEONE was very special.

Can you guess what the SOMETHING was that was being written down?

(SB1) God's Word was the special SOMETHING that was being written down. And can you guess WHO the SOMEONE special was who was writing down God's Word? Was it a man? Was it a woman?

Who do you think was writing down God's Word?

It wasn't a man or a woman. It was (SB2) the LORD God, Himself! He was writing down His (SB3) Ten, Big Rules, called the 10 Commandments. And He was NOT writing them down on paper like we do, but INTO two, big pieces of stone. Isn't that amazing!

Now, when you or I write down something, we use a pencil with an eraser. That's because we make mistakes or decide to change what we want to say. But not the LORD! He never needs an eraser. And He always knows just what He wants to say. He NEVER, EVER makes mistakes! So, the LORD just carved His Ten, Big Rules into those pieces of stone and that was that! It was perfect! Just as perfect as He is! He made sure that it was (SB4) written down just right.

When God finished writing His Ten, Big Rules into stone that day was that the end? Was that all there would be to His Word? No, it was not! That was just the beginning! There was so much more that God planned to put down in writing. The Bible would be big and thick and made up of sixty-six books when it was all finished.

Have you seen how many words there are in the Bible? It is a very big and thick book, isn't it?

But that WAS the only time that God wrote down His Word, Himself. All the rest of His words in the sixty-six books of the Bible would be written down by people.

Uh oh, PEOPLE writing down God's very special Words? That doesn't sound like a good idea. People make mistakes. All kinds of mistakes. Remember? They're the ones who need pencils with erasers! How could THEY ever write down God's Word on their own and get it just right? God knew the answer. Do you?

What do you think God would do for these people?

God wouldn't have people write down His Word by themselves. He would give them a Helper-- His very own, (SB5) Holy Spirit. The Holy Spirit would work powerfully in their hearts and minds. He would make the words they wrote down just right. That's how He made each person's words be not just their own words, but God's perfect Word, too.

Who were the people God used to write down His Word, the Bible? They were all kinds of people in all kinds of places. Let me tell you about some of them.

Story with lines separating paragraphs (text in bold, optional interaction cues in italics)

Out in the (BG2) wilderness, God used an (SB6) old man named Moses to write down His Word. And oh, what a lot of words God gave Moses to write down! Not tens or hundreds of words, but thousands and thousands of words! Here is some of what God had Moses write down:

Moses wrote down (SB7) all of the hundreds of other good rules God gave His people to live by.

And Moses wrote down the story of how God (SB8) created the world so beautiful and perfect way back in the beginning of time. He told of the perfect closeness that the first people, Adam and Eve, had with God.

Then Moses wrote down the sad story of how (SB9) Adam and Eve disobeyed God and how all people after them chose to disobey Him, too. This was how sin came into God's good world and why we need a Savior.

Moses wrote down the great promise God made to (SB10) Abraham—the promise to use Abraham's family to bless the whole world with a Savior-- the Savior, Jesus.

And he wrote down the (SB11) amazing way God rescued the people of Israel from their enemies, the Egyptians, and made them His special people.

All this and more, Moses wrote down. These became the first five books in our Bibles.

Let's say the first five books of the Bible together.

Genesis, Exodus, Leviticus, Numbers and Deuteronomy. Say them with me. That's so many books! That's so many words! And every one was God's Word, written down just right! God's Holy Spirit at work inside of Moses made sure of that.

But Moses wasn't the only person God used to write down His Word. God used a lot more people, in a lot more places, to write down the rest of His Word. Let's hear about some more of them.

(SB12,13) David sang songs to God everywhere he went. He sang songs to God as he watched his father's sheep at night under the stars. He sang songs to God as he gathered with God's people to worship God. He even sang songs as he hid from his enemies in a cave, sad and scared. God's Holy Spirit helped David as he sang the songs and as he wrote them down. Now we can read them in the part of the Bible called the Psalms.

Have you heard someone read, "The Lord is my shepherd, I shall not want?" Those are words to a song that David wrote down!

God made (SB14) David's son, Solomon a very, very wise king. He lived in his beautiful, rich palace. God's Holy Spirit helped him write down God's wise ways for us to live. We can read them in the parts of the Bible we call Proverbs, Song of Solomon and Ecclesiastes.

A man named (SB15) Jeremiah was thrown into a deep, dark, muddy pit by (SB16) people who had stopped obeying God. God's Holy Spirit helped him write down God's warnings to these people. He urged them to stop sinning and turn back to Him. We can read what Jeremiah wrote down in the books of the Bible we call Jeremiah and Lamentations.

(SB17) Isaiah travelled across the dry desert to Babylon. Enemies had dragged God's people away from their homes in Judah. They forced them to be their workers in Babylon. God's people were very sad and missed their homes. God sent Isaiah to give His people His words of comfort. His Holy Spirit helped Isaiah write down God's promises to rescue them from their enemies and bring them back home one day. He even promised to (SB18) send a Savior to save them from their sins. We can read what Isaiah wrote down in the part of the Bible called Isaiah.

Story with lines separating paragraphs (text in bold, optional interaction cues in italics)

God made sure all Isaiah wrote down all of His promises just right. Every one of them came true. The LORD did rescue the people from their enemies in Babylon. They did get to go back home.

And best of all, at just the right time, the promised Savior was born.

Jesus, God's Son, was born in Bethlehem. He (SB19) lived a perfect life, then gave it up on the cross as He suffered and died for the sins of God's people. On the third day, Jesus rose from the dead, showing that He had really beaten sin and death for them. This was such good news!

Everyone needed to hear how they could be saved. So what did God plan to do? He planned for His people to tell this good news; and, He planned to have it written down!

A doctor named Luke heard the good news of Jesus. He turned away from his sins and trusted in Jesus as his Savior. Dr. Luke put down his (SB20) medicine and picked up his pen! He wrote down the amazing things that Jesus did and taught. Then he wrote down what Jesus' followers, the church, did after Jesus rose from the dead and went to heaven.

God's Holy Spirit helped Dr. Luke write down all the stories just right. Everyone needed to know the truth about Jesus that they might believe in Him, too. We can read what Luke wrote down in the two books of the Bible we call Luke and Acts.

Do you ever go to a doctor? Does she or he give you medicine? That's like what Dr. Luke did before he wrote down the stories of Jesus.

A man named Paul hated Jesus and put God's people in jail. But God changed Paul's heart and he believed in Jesus, too. Then people put PAUL in (SB21) jail for telling others about Jesus!

As Paul sat in jail, the Holy Spirit helped him write words of encouragement to little churches of believers in faraway places. God used Paul to write down more than TEN books of the Bible!

John was another man who got in trouble for telling others about Jesus. He was sent to live on an island in the middle of the Mediteranean Sea. The Holy Spirit helped John write about the (SB22) wonderful things that will happen when Jesus comes back to earth at the end of time. We can read them in the part of the Bible we call Revelation.

Moses, David, Solomon, Jeremiah, Isaiah, Dr. Luke, Paul and John. That's just some of the people who God used to write down parts of His Word, the Bible. God used many other, too. And what did God do for all of them? He helped them write down the words just right, by His Holy Spirit.

Yes...in the wilderness, in a muddy pit. In a prison cell, in a faraway country, on an island, and everywhere else, God's Holy Spirit was at work inside each one of those people, helping them write what He wanted them to write down. All sixty-six books! And that's what so special about the Bible. It alone is God's perfect Word—written down just right.

Cracking the Case: (story wrap-up for Listening Assignments)

It's time to see how we did with our Listening Assignment.

Detective Dan's Lesson 1 Listening Assignment:

- 1. Whose words were always right?** God's words.
- 2. What's the name of the big book where these words were written down?** The Bible.

For You and Me:

How good of God to give us His words, written down just right! We can learn about Him, His good plans and how He wants us to live when we read them in the Bible. And that's just what God wants us to do!

**Detective Dan's Lesson 2 Listening Assignment:
Our Bible Verse is 2 Timothy 3:16-17:**

"All Scripture is breathed out by God and profitable for teaching, for reproof, for correction, and for training in righteousness, that the man of God may be complete, equipped for every good work."

- 1. Scripture is another word for God's Word, the Bible. God-breathed means God made sure what people wrote down were His words. Who did God send to help people write down His words just right?**

God's Holy Spirit helped people write them down just right.

- 2. What kinds of things did God have people write down to help us live for Him?** His good rules; words of wisdom; songs to praise Him with; stories about how God always helps His people; and, the good news of salvation through Jesus.

For You and Me:

We can trust that the Bible is really God's Word. He made sure it was written down just right. God gave it to us so that we can know more about Him and how He wants us to live. Through it, He gives us everything we need to know. His Holy Spirit can help us understand it and obey it.

Detective Dan's Lesson 3 Listening Assignment:

Our six clues were: a rainbow, an island, a man in a pit, a crown, a notebook, and two pieces of stone.

1. Which four belong in our story?

The island, the man in a pit, the crown, and the pieces of stone.

2. Which one did God Himself write on? Who did He use to write down the rest of His words for us?

The two pieces of stone. He used people, helped by His Holy Spirit.

For You and Me:

God, Himself, wrote down His Ten, Big Rules on the stone tablets, but He sent His Holy Spirit to work powerfully in the people who wrote down the rest of His Word, the Bible. He made sure what they wrote down was written down just right, too. We can praise God for being the giver of His perfect Word to us.

The Gospel (story wrap-up if NOT using Listening Assignments)**Our Bible Truth is:****What's So Special about the Bible?****It Alone Is God's Word...****God made sure it was written down just right!**

The Bible tells us so many good and important things. But, the very, very, very best thing it tells us is how we can be saved from our sins. What does the Bible say? It tells us that even though we are sinners who deserve God's punishment for our sins, God sent His Son to save us. God promises to forgive the sins of all who turn away from disobeying Him and trust in Jesus as their Savior. God can help us to do this, if we ask Him. He loves to answer this prayer!

Close in prayer.

Closing ACTS Prayer

- A** We praise you, God, for giving us Your Word, the Bible. We praise You for how Your Holy Spirit worked inside of so many people to write it down just right.
- C** God, You have given us Your Word, but often we don't want to listen to it or obey it. Please forgive us.
- T** Thank You for making sure Your Word was written down just right. Thank You that we can trust it to be true. And thank You for giving it to us so we can better know You and how You want us to live.
- S** Work deep inside our hearts. Help us to understand Your Word and want to obey it. Help us to turn away from our sins and trust in Jesus as our Savior.

In Jesus' name we pray. Amen.

Go to Lesson Plan, p.9 for the script to the rest of the lesson.

Deep Down Discussion Sheet

use with all THREE lessons

Use with all response activities for deeper learning



P.1

Questions to aid discussion of the key concepts and for use in games

Be familiar with these questions and answers. Look for opportunities to ask questions and discuss their answers, such as while the children work on their coloring pages, as part of their response games, or during play time. Remember: your goal isn't to ask all these questions or only talk to the children about these things. It is to be deliberate in having good conversations with the children as you are able.

<p>BIG QUESTION</p> <p>Meaning</p> <p>Discussion Questions</p>	<p>What's So Special about the Bible? It Alone Is God's Word!</p> <p>There are millions of books in the world, but none is like the Bible. It alone is God's perfect Word! God made sure it was written down just right. It tells us everything we need to know God and to live for Him. It is powerful to do everything God wants it to do. Everything else in this world may come and go, but God's Word will last forever. It will always prove true.</p> <p><i>choose a few</i></p> <ol style="list-style-type: none"> 1. What's so special about the Bible? <i>It alone is God's Word!</i> 2. How many books are there in the world? <i>Millions!</i> 3. How many books are like the Bible? <i>None!</i> 4. Why is the Bible different from all the other books in the world? <i>It alone is God's Word.</i> 5. What does the Bible tell us about God? <i>Everything we need to know.</i> 6. What does the Bible tell us about how we should live? <i>Everything we need to know.</i> 7. What is the Bible powerful to do? <i>Everything God wants it to do.</i> 8. Will the things in this world last forever? <i>No, they won't. They will come and go.</i> 9. How long will God's Word last? <i>Forever!</i> 10. What will always prove true? <i>The Bible! It is God's perfect Word.</i> 11. Who can help me to understand God's Word, the Bible? <i>God can.</i>
<p>BIBLE TRUTH</p> <p>Meaning</p> <p>Discussion Questions</p>	<p>The Bible Alone is God's Word...God made sure it was written down just right!</p> <p>The Bible looks like one, big, thick book; but, it's really sixty-six books, all put together. Many people, over many years, wrote down these books. Some wrote down songs to God. Others wrote down His rules. Some wrote down God's promises and warnings. Others wrote down stories of the great things that God has done for His people; and, how He sent Jesus to save them.</p> <p>But why do we call the Bible "God's Word", if all these people really wrote down the words? Because God did something very special inside each of those people as they wrote down those words. God's Holy Spirit worked inside of them so that their words weren't just their own words; they were God's perfect words, too. Isn't that amazing? There really is no other book like the Bible, is there?</p> <p><i>choose a few</i></p> <ol style="list-style-type: none"> 1. How many books are in the Bible? <i>Sixty-six, all put together in one, big book.</i> 2. Who did God use to write down the Bible? <i>Many people.</i> 3. What kinds of things did people write down? <i>Songs to God; God's rules; God's promises and warnings; stories of the great things God did for His people; and, how He sent Jesus to save them.</i> 4. Why is the Bible God's Word, if many people wrote it down? <i>God's Holy Spirit worked inside of each person so that their words were also His perfect words.</i>
<p>THE GOSPEL</p>	<p>What is God's good news for you and me that God gives us in His Word, the Bible? <i>The gospel! The Bible tells us so many good and important things. But, the very, very, very best thing it tells us is how we can be saved from our sins. What does the Bible say? It tells us that even though we are sinners who deserve God's punishment for our sins, God sent His Son to save us. God promises to forgive the sins of all who turn away from disobeying Him and trust in Jesus as their Savior. God can help us to do this, if we ask Him. He loves to answer this prayer!</i></p>

Questions to aid discussion of the key concepts and for use in games

BIBLE TRUTH BIBLE VERSE	<p>“All Scripture is breathed out by God and profitable for teaching, for reproof, for correction, and for training in righteousness, that the man of God may be complete, equipped for every good work.” -- 2 Timothy 3:16-17</p>
Meaning	<p>Scripture is another word for the Bible. What does it mean for the Bible to be God-breathed? It does NOT mean that God really breathed air out onto the pages of the Bible. It means that God’s Holy Spirit was there, working inside of each person as they wrote it down. He made sure that it was written exactly as He wanted it to be. Every single bit of the Bible is useful to anyone who wants to be a man (or woman/boy or girl) of God. God can use it to teach us about Himself and how He wants us to live. God can use it to change us and help us be who He wants us to be. Ask God to use His Word in your life! He loves to answer this prayer!</p>
Discussion Questions	<ol style="list-style-type: none"> 1. What book is Scripture another word for? <i>The Bible.</i> 2. Does God-breathed mean that God blew air on the Bible? <i>No. God-breathed means that God made sure it was written down just right.</i> 3. Who did God send to help people write down the Bible so it was written down just right? <i>He sent His Holy Spirit to work inside the people who wrote down the words.</i> 4. How much of the Bible is useful to us? <i>All of it! Every single word!</i> 5. Who does the Bible help us know? <i>God.</i> 6. The Bible help us know how to live for whom? <i>It tells us how we can live for God.</i>
BIBLE STORY	<p>The Case of the Words that Were Always Right <i>Exodus 24; Deuteronomy 5,31; 2 Timothy 3:16</i></p>
Discussion Questions	<p><i>choose a few</i></p> <ol style="list-style-type: none"> 1. Whose words were always right? <i>God’s.</i> 2. Where are God’s words written down for us? <i>The Bible.</i> 3. Who did God use to write down His words? <i>He used many people.</i> 4. What did God, Himself, write down? <i>His Ten, Big Rules on pieces of stone.</i> 5. What did God use Moses to write down? <i>The first, five books of the Bible.</i> 6. What did God use David to write down? <i>Songs of praise to God.</i> 7. What did God use King Solomon to write down? <i>Wise words for us to live by.</i> 8. What did God use Jeremiah to write down? <i>Words of warning to stop disobeying God.</i> 9. Who did God give words of comfort to write down for God’s people? <i>Isaiah.</i> 10. What did Doctor Luke do instead of medicine? <i>Write down stories about Jesus and how the good news of Jesus spread through churches.</i> 11. Where was Paul when he wrote letters to the believers in the little churches? <i>In jail.</i> 12. Who did God send to help all these people write down His words just right? <i>God’s Holy Spirit.</i> 13. What does God want us to do with His Word? <i>Read it, learn it, and live by it.</i> 14. Who can help us understand God’s Word and live by it? <i>God’s Holy Spirit.</i> 15. What is the most important story of all written down in the Bible? <i>The story of Jesus coming to save us from our sins, then rising from the dead in victory. Through Him, we can be saved. Through Him we can become God’s people.</i>