



**Unit 6 Core Curriculum--ESV  
God, the Just and Merciful**

Constance Dever ©2015



Curriculum for preschool and elementary age children,  
training tools, music and other Resources  
are available for download or to order at:  
[www.praisefactory.org](http://www.praisefactory.org)

© 2015 Praise Factory Media all rights reserved. May be reproduced by licensed user for classroom purposes only.

This and many other resources are available online at [www.praisefactory.org](http://www.praisefactory.org)

Scripture quotations marked (NIV) are taken from the Holy Bible, New International Version®, NIV®, Copyright © 1973, 1978, 1984 by Biblica, Inc.™ Used by permission of Zondervan. All rights reserved worldwide.[www.zondervan.com](http://www.zondervan.com)

Scripture quotations marked (ESV) are from The Holy Bible, English Standard Version® (ESV®), copyright © 2001 by Crossway, a publishing ministry of Good News Publishers. Used by permission. All rights reserved.

Scripture quotations marked HCSB are taken from the Holman Christian Standard Bible®, Copyright © 1999, 2000, 2002, 2003, 2009 by Holman Bible Publishers. Used by permission. Holman Christian Standard Bible®, Holman CSB®, and HCSB® are federally registered trademarks of Holman Bible Publishers.

## The Psalm Behind the Name

### Psalm 100

(v.1) Make a joyful noise to the Lord, all the earth!

(v.2) Serve the Lord with gladness!

Come into His presence with singing!

(v.3) Know that the LORD, He is God!

It is He who made us, and we are His;

We are His people, and the sheep of His pasture.

(v.4) Enter His gates with thanksgiving,

And His courts with praise!

Give thanks to Him; bless His name!

(v.5) For the Lord is good;

His steadfast love endures forever,

And His faithfulness to all generations.

May this curriculum help you to be manufacturers of noisy joy unto the Lord (v.1).  
To sing (v.2), to know (v.3), and to worship Him with thanksgiving and praise (v.4),  
that the witness of His great faithfulness might continue through all generations (v.5).

The Lord is amazing! He's not like anyone else!

Constance Dever

January 27, 2015



# Table of Contents

<b>Introducing the Praise Factory Family of Curriculum</b>	<b>7</b>
The PFI Companion Resources	7
About PFI	7
Overview Chart of Units	8
PFI Curriculum Basics	9
Getting Started with Praise Factory Investigators	10
Session Prep	11
Learning More about the Praise Factory Investigators, by Resource	13
PFI Activities with Descriptions	15
Making the Curriculum Work for You	20
<b>Unit 6 Curriculum: God, the Just and Merciful</b>	<b>21</b>
Unit 6 Overview	23
List of Track Numbers for Unit 6 Music (ESV)	25
<b>Bible Truth 1: Angels and People Rebelled Against God in the Beginning</b>	<b>27</b>
Overview	28
Lesson Plan (for use with all three lessons)	29
Lesson 1 Story and Resources	35
Lesson 2 Story and Resources	67
Lesson 3 Story and Resources	97
<b>Bible Truth 2: God Treated the First Sinners with Justice and Mercy</b>	<b>127</b>
Overview	128
Lesson Plan (for use with all three lessons)	129
Lesson 1 Story and Resources	135
Lesson 2 Story and Resources	167
Lesson 3 Story and Resources	197
<b>Bible Truth 3: All People Are Born Sinful, All People Need God’s Mercy</b>	<b>227</b>
Overview	228
Lesson Plan (for use with all three lessons)	229
Lesson 1 Story and Resources	235
Lesson 2 Story and Resources	265
Lesson 3 Story and Resources	295
<b>VIPP Coloring Sheets</b>	<b>323</b>



## The PFI Companion Resources

While all the PFI resources are available for free download at [praisefactory.org](http://praisefactory.org), many of the resources are available for purchase as hard copies, too.

There are three companion resources for each of the sixteen PFI units:

### ➔ **PFI Unit Core Curriculum Book (ESV/NIV) --offered for each unit**

The PFI Core Curriculum books contain the curriculum introduction, lesson plan, stories and activities for each Bible Truth in a unit. There are three stories per Bible Truth: an Old Testament, New Testament and church history/missions story. All three reinforce the same Bible truth concept, but from a different perspective. Each story has its own set of eleven response activities.

### **PFI Unit Songbook (ESV/NIV) --offered for each unit**

The PFI Unit Songbooks provide lead sheets and sign language for every song used in a unit. The audio music is available for download online at [www.praisefactory.org](http://www.praisefactory.org).

### **PFI Unit Prontos (ESV/NIV) --offered for each unit**

The PFI Prontos books provide all of the unit's take home sheets. They are offered separately from the rest of the curriculum because they are usually photo-copied. These take-home sheets include the key concepts, lyrics to the songs, the session story, some review questions, a prayer and an activity sheet.

All of these materials may be photocopied for non-commercial church, classroom or school use by licensed users.

## About the PFI Core Curriculum Book

This PFI Core Curriculum Book allows you to have the bulk of a unit's curriculum at your fingertips. It is a great way to get an overview of the curriculum and make decisions about which of the many resources offered for each session you want to use.

The only resources it does not include are those found in the PFI Songbook (large format lyric sheets, the lead sheet music and the sign language); and, the PFI Prontos.

The core curriculum for most units is contained in one book. A few of the very large units (with more than 6 Bible Truths) will be split into several volumes.

## Other Praise Factory Resources

PFI: Praise Factory Investigators is the third in a family of three, inter-related curriculums:

- Hide 'n' Seek Kids (focus group: ages 2-4; adaptable range: ages 2-pre-K 5's)
- Deep Down Detectives (focus group: ages 4--6's; adaptable range: ages 3-2nd grade)
- PFI: (focus group: grades K-5th grade; adaptable range: pre-K 5's-6th grade)

Each curriculum teaches the same biblical themes, but present them in greater depth as the children grow and develop. Together, the curriculums work like an expanding spiral of truth that returns to reinforce the same truths with each curriculum, while leading the children to deeper understanding with each step up.

Learn more about these curriculums as well as other resources and ideas for reaching children with the gospel at: [www.praisefactory.org](http://www.praisefactory.org).

## About Praise Factory Investigators (PFI)

**written for K-5th grade**

**can be used with pre K - 6th grade**

In K-5th grade, the children take part in Praise Factory Investigators—the “mother ship” curriculum that gives name to the whole family of curriculum.

### Curriculum Overview

Praise Factory Investigators is the third of the Praise Factory family of curriculums and is most suitable for kindergarten- grade 5 (ages 5-11). Like the other two Praise Factory curriculums, PFI is built around sixteen, theological themes, each framed in the form of a Big Question and Answer.

The sixteen themes form sixteen units of Bible truths which help the children understand the theme. There are a total of 104 Bible truths taught in the whole curriculum. Three sessions of curriculum are spent on each of these 104 Bible truths: one Old Testament lesson, one New Testament lesson and one “Story of the Saints” lesson (a Christian from church history, missions or today). This gives the children three sessions to dwell on the same Bible truth, but also see its enduring truth from three different perspectives.

In keeping with its detective-ish name, each story in PFI is presented as a case to solve. Each case begins with two questions for the children to find answers to as they listen. At the end of the story-telling, the children will be asked to solve the case and answer the questions.

The resources available for each session’s lesson are robust and expansive. They include a fully-scripted lesson plan, story, and eleven different reinforcement activities from which to choose.

An overview chart of the Theme/Big Question units and keys aspects of the curriculum follow. Then, we will look at the curriculum in more depth.



	<b>PRAISE FACTORY UNIT</b>	<b>THEOLOGICAL THEME</b>
<b>1</b>	Unit 1: The God Who Reveals Himself Big Question: How Can I Know What God Is Like? He Shows Me What He's Like!	Revelation
<b>2</b>	Unit 2: God's Wonderful Word, the Bible Big Question: What's So Special about the Bible? It Alone Is God's Word!	The Bible
<b>3</b>	Unit 3: The Good News of God Big Question: What Is the Gospel? Salvation through Faith in Christ!	The Gospel
<b>4</b>	Unit 4: The God Like None Other Big Question: Can Anybody Tell Me What the LORD Is Like? He's Not Like Anyone Else!	The Attributes of God
<b>5</b>	Unit 5: God, the Good Creator Big Question: Can You Tell Me What God Made? God Made All Things Good!	Creation
<b>6</b>	Unit 6: God, the Just and Merciful Big Question: How Did Bad Things Come to God's Good World? Bad Things Came through Sin!	The Fall
<b>7</b>	Unit 7: The Law-Giving God Big Question: What Are God's Laws Like? God's Laws Are Perfect!	God's Laws
<b>8</b>	Unit 8: The God Who Loves Big Question: What Is God's Love for His People Like? It's More than They Could Ever Deserve!	God's Enduring Love for His People
<b>9</b>	Unit 9: Jesus Christ, Immanuel, God with Us Big Question: What Did Jesus Come to Do? Jesus Came to Bring Us to God!	Jesus, the Son of God
<b>10</b>	Unit 10: The Holy Spirit, the Indwelling God Big Question: What Does the Holy Spirit Do in God's People? He Changes Their Heart!	The Holy Spirit
<b>11</b>	Unit 11: The God Who Saves Big Question: How Can We Be Saved? It's God's Free Gift!	Salvation
<b>12</b>	Unit 12: God's People Live for Him Big Question: How Should God's People Live? They Should Live Like Jesus!	Discipleship
<b>13</b>	Unit 13: The Sustaining God Big Question: Why Do God's People Keep Believing in Him? It is God's Sustaining Grace!	Perseverance of the Saints
<b>14</b>	Unit 14: The God Who Delights in Our Prayers Big Question: How Does God Want Us to Pray? Every Night and Day!	Prayer
<b>15</b>	Unit 15: God's People Gather Together Big Question: Why Do God's People Go to Church? To Worship God and Love One Another!	The Church
<b>16</b>	Unit 16: Jesus, the Returning King Big Question: What Will Happen When Jesus Comes Back? God Will Make Everything New!	The Return of Christ

## Praise Factory Investigators Curriculum Basics

<b>Focus Age Range:</b>	<b>K-5th grade</b>
<b>Useful Age Range</b>	<b>pre-K 5's to 6th grade</b>
<b>Number of Units</b>	<b>16 (one per Theme)</b>
<b>Number of Bible Truths included in the 16 Units (Themes)</b>	<b>104 in all (3 to 14 per unit)</b>
<b>Number of Lessons for each of the 104 Bible Truths</b>	<b>3 lessons</b>
<b>Stories per Bible Truth</b>	<b>3 Stories: 1 Old Testament Story 1 New Testament Story 1 Story of the Saints (Church History/Missions)</b>
<b>Bible Verse per Bible Truth</b>	<b>1 Bible Verse</b>
<b>Resources/Activities for each Lesson</b>	<ul style="list-style-type: none"> <li>• <b>Fully Scripted Lesson Plan</b></li> <li>• <b>Story</b></li> <li>• <b>Big Question, Bible Verse, Hymn Songs</b></li> <li>• <b>Craft</b></li> <li>• <b>Story Review Games</b></li> <li>• <b>Hymn Singing and Sign Language Activity</b></li> <li>• <b>Bible Verse Games</b></li> <li>• <b>ACTS Prayer</b> (Adoration, Confession, Thanksgiving, Supplication)</li> <li>• <b>Custom Discussion Sheets to Go with Every Activity</b></li> <li>• <b>Story-related Snack</b></li> <li>• <b>VIPP (Very Important Prayer Person) Prayer Activity</b></li> <li>• <b>Take Home Sheets for Each Lesson</b></li> </ul>
<b>Total Amount of Curriculum</b>	<b>6 years</b> <i>(if you use all 3 lessons)</i>
<b>Adaptability</b>	<ul style="list-style-type: none"> <li>• <b>can be adapted to 1-3 lessons per Bible Truth, though you will lose stories if you do cut it down</b></li> <li>• <b>great for Sunday School, "Children's Church", Wednesday and Sunday evening programs, schools and Vacation Bible School</b></li> </ul>

## Getting Started with Praise Factory Investigators

### Get It



Order the **Praise Factory Tour: Extended Version** (or follow along on the website in the Tour section). It is going to be your easiest, most visual way to learn about this curriculum. Order/download the **Praise Factory Investigators ESV or NIV Unit Core Curriculum, Praise Factory Investigators ESV or NIV Unit Songbook, and the Praise Factory Investigators ESV or NIV Unit Prontos**, for Unit 1, or whichever unit you want to do.

### Tour It....Three Times

1

**1. Read through the whole Praise Factory Tour book once.**

Learn how the Praise Factory family of curriculum is related to each other. Pay special attention to the section on Praise Factory Investigators.

2

**2. Go back and read through just the section on Praise Factory Investigators in the Tour book again.**

3

**3. Now go back and read the Praise Factory Investigators section of the Tour book a third time, only this time, get out your curriculum books: Praise Factory Investigators ESV or NIV Unit Core Curriculum, Praise Factory Investigators ESV or NIV Unit Songbook, and the Praise Factory Investigators ESV or NIV Unit Prontos and follow along.**

This will help see how the curriculum flows and where to find each of the resources visualized in the Tour Book.

### Take Note

A few things to notice about the curriculum:

1. The resources for every Bible Truth **always include the same set of resources and are always presented in the same order.** Get to know the resources of one Bible Truth and you know them for all.

2. There is one Bible verse, but three stories for each Bible Truth: **an Old Testament, a New Testament, and a Church History/Missions story.**

**3. The Unit Core Curriculum** has **almost** everything your teachers will use in the classroom.

Notice that there is only lesson plan used for all three lessons for each Bible Truth. That's because the basic Bible truths are the same. Stories, questions, and activities for each lesson are different, of course. These difference are clearly noted, as you can see if you look through the lesson plan.

**4. The Songbooks** are more than just books of lyrics and sheet music for the unit. They also **contain the sign language signs that the songs activities use.**

**5. The Prontos** are **designed to be the take home sheets for each lesson.** However, **some people like to teach from it.** It has the Bible Truth and Bible verse, the story text, a few questions, the lyrics to the songs, and an ACTS prayer. If you download a couple activities from the website, then you have all you need for a basic teaching session...in a much smaller package.




### Choose What You'll Use



Not everyone will want or will need or will be able to do all of the curriculum, as written. So much depends upon your kids, your teachers, your space, your time and your teaching goals. There are a ton of activities and pretty much no one, except our church (CHBC for whom this curriculum is written) does all of the activities. This means you need to think about what fits you best. Ideas for how to choose what to use for various situations are included in the "More Details" section of this chapter.

### Ready to Rip?



Chances are, you will be making copies of the curriculum for your teachers. You may want to keep your books intact and photocopy right from the book. However, if you are using a lot of activities and distributing them to a number of teachers, you may find it easier to take the resources out of the book completely and copying them that way. This will save you a lot of time. Just make sure to clip your originals together with a binder clip to get them in good shape and ready for you next time you use them. **Or, you may just want to print your copies from the download version of the curriculum. All resources (except the lesson plans and the stories) can accessed this way.**

## Getting Started with Praise Factory Investigators, continued

### Bind It So They Can Find It



Once you've chosen what you want to use, make copies and put them in binders. Separate each lesson's materials with labeled tab dividers so that the teachers will be able to find the resources they need for each session. We like to put a few extra aids in the binder in the back: such as classroom management tips; what our teachers should do if they need a substitute teacher; and, where to find certain supplies they will need.

### Download It



Download the **zip file of unit songs** from the website. A pdf of the track numbers is also included.

### Make It... Before You Get Started

There is a set of resources you will be glad you made ahead of time: the games! The Praise Factory Investigators curriculum is a very active curriculum, with a number of different games suggested each lesson. The good news is that they are used in a rotation throughout the curriculum. That means, once you make these games, you store them and use them over and over (and for years to come!).



While you only need to make whatever games you choose to use with each lesson, **I would highly suggest you make all the games before you start using the curriculum and then storing them.** Get the prep work over with at the beginning and coast your way through years of enjoyment!

**Store them in ziploc bags or baskets** and pull them out when needed. So simple! Your teachers will love how easy it is to have an engaging learning session with so little work for them to do! And happy teachers are repeat teachers! **A full list of the games and the supplies needed to make them can be found in the "More Details" section of this chapter or in the Praise Factory Investigators Curriculum section online.**

### Protect and Store It



This is a curriculum that keeps on giving, year after year. If you do a good job of storing the curriculum it will serve your church well and at little cost for many years. We store the resources for each unit in **manila envelopes and magazine storage boxes.**

### Learn More



**There are many more resources online that may help you customize the curriculum** to fit your learning situation. These are listed online in the Praise Factory Resources section, as well as in the Getting Started Section.

Two you might especially want to look at are:

- **From the Ground Up** (Making a Great Start in Children's Ministry and with the Praise Factory Family of Curriculum)--(you've got this already. That's this book!)
- **Classroom Management Suggestions for Elementary School Age Children**

These are available for download or to order through amazon.com

### See It in Action



visit us in  
Washington,  
D.C.

**Three times a year** (the third Saturday/Sunday of March, May and September), we hold a **free lunch, learn-and-look workshop and observation time here at Capitol Hill Baptist Church in Washington, D.C.**

On the Saturday, we gather for lunch and talk philosophy, child protection policy, encouraging parents, dealing with discipline issues, etc. and, of course, curriculum. After finishing up our group session, we are happy to talk to individual churches about their particular situation.

Then, on Sunday, we offer an opportunity to see Praise Factory Investigators as well as the other Praise Factory curriculum in action in our classes. The registration form for these workshops can be found on the Praise Factory website.

## Session Prep (especially good for newbies!)

### Pray!



Pray for the Holy Spirit to be at work in your heart and in the children's hearts.

### Review



1. If new to the curriculum, look at the previous **Getting Started with Praise Factory Investigators section** (p. 11). It will be especially helpful to read through the Praise Factory Investigators section of **The Praise Factory Tour: Extended Version Book**. This will be a visual way to understand what goes on in the classroom.
2. Notice that there is only lesson plan used for all three lessons for each Bible Truth. That's because the basic Bible truths are the same. Stories, questions, and activities for each lesson are different, of course. These difference are clearly noted, as you can see if you look through the lesson plan.
3. Flip through the resources for a particular Bible Truth. The resources offered for every Bible Truth are always the same and they are always ordered in the same order.

### Look through and Learn the Lesson



Read over **lesson plan**. Learn the flow of the lesson. Read through the key concepts. You might want to look at the Bible Truth Discussion Sheet, found with each session's activities. It takes the Bible Truth concept and breaks it down into discussion question format. Some of the questions and answers might be helpful to have in your head before teaching the concept to the children.

### Let There Be Music



Download the music and listen to the songs. Choose which of the songs you will use with the children. Practice the sign language, if you are using it. If using live musicians, make sure they have the sheet music from the Praise Factory Investigators Unit songbook.

### You've Got a Story to Tell!



1. Read the Bible verses and the story, itself. Pray!
2. Create story cue cards on index cards (or highlight text).
3. Practice telling story dramatically, timing your presentation. Shorten, if necessary to fit your allotted time.
4. Decorate area with story props that help bring your story alive.

### Prepare Any Activities



Choose the activities you want to use. Bear in mind your time frame as well as the developmental abilities and attention span of your children as you decide what/how many to prepare. Look over the Discussion Question Sheet that goes with each activity. Choose a few questions you might use to spark discussion with the children. Prepare any craft, snack or game for your class.

### Let Them Take It with Them



Make copies of the take home sheet.

### Store It



After your session is over, collect the resources and store them for future use. This curriculum can be used over and over for years to come.



## Learning More about the Praise Factory Investigators, by Resource

The extra-depth information starts here! Follow along in the Core Curriculum, Songbook and Pronto Books for Unit 1 (or another unit) as you read below. **We will be describing curriculum elements in the order they appear in the lesson plan. But first, here's a reminder of how a Praise Factory Investigators session is structured:**

### Session Format: Regular Classroom or Large Group/Small Group Format

The PFI curriculum can be used in a regular classroom setting, in which all the children participate in the same activities at the same time; or, in a large group/small group format, in which the children gather together for opening activities and the story, then split up into small groups, each with their own activity, and finally coming back together for each group to make a presentation to the other children (or to the parents) at the end of session. Small groups alternate to a different activity each lesson for variety. Each PFI session follows the same three-part format, as described here:

### Session Overview

Each PFI session follows the same three-part format, as described here:

#### **PART 1: GETTING STARTED**

A time to welcome the children to the class, introduce the class rules and the "Big Question and Answer" (and related songs) of the theological theme they are studying.

#### **PART 2: DIGGIN' DEEP DOWN**

The Bible truth (and related songs) is introduced. The Case Questions are revealed, the Bible story told, then the Case Questions answered. The teacher closes with an ACTS prayer (A prayer including **A**doration, **C**onfession, **T**hanksgiving, and **S**upplication related to the Bible truth they are learning.)

#### **PART 3: TAKING ACTION**

The children participate in the response activities chosen for the day and (if desired), presenting what they've learned to each other or to parents at the end of the session. Teachers give out take home sheets as children are dismissed.

### Session Length

The resources for each PFI session-- as described in the lesson plan--are designed for a 60 to 90 minutes session. However, they can be easily shaped for you to tailor them to fit a shorter or longer session.

## PFI Activities with Descriptions *(in order of use in curriculum)*

### PFI Activities, by Section

Ok, now let's look at all of the activities included in each Praise Factory Investigator session, in order of use. You can, of course, choose which ones you want to include (or not include) in your own classroom.

**Remember! Get out your resources and follow along!**

### PART ONE: Getting Started (Welcome and Opening Songs)

A time to welcome the children to the class, introduce the class rules and the Big Question and Answer (and related songs) of the theological theme they are studying.



**Welcome to Praise Factory:** PFI: Praise Factory Investigators Theme Song

PFI begins with the **Praise Factory Investigators Theme Song**--a detective-sounding song that introduces the idea of digging down in the truths of God's Word for answers to our Big Questions about God. Found on the PFI Unit Songs along with all the other songs. These songs are all downloadable off of the Praise Factory website.



**Rules to Help Us Worship God and Love One Another:**

**The WoGoLOA Classroom Rules Song**

WoGoLOA stands for Worship God and Love One Another--the two things we hope to help the children do during the PFI session. This song reminds the children of ways they can act to help all worship God and love one another. *(PFI Unit Songs)*



**Big Question Under Investigation:** Big Question & Answer and Songs

The Big Question and Answer for the unit (theological theme) are introduced. There are two Big Question songs to help the children remember the Big Question and Answer and what it means. The Big Q & A song is an adapted familiar nursery song/folk song which simply states the Big Question under Investigation and its answer. The Big Question Song is a new song especially written to help the children remember not just the Big Question and Answer, but what it means. *(PFI Unit Songs)*



**Big Question Bible Verse:** Bible Verse and Song







Each unit has a Bible verse that is central to the theological theme. This verse has been set to music to help the children remember it. *(PFI Unit Songs)*



## PFI Activities with Descriptions *(in order of use in curriculum)*

### PART TWO: Digging Deep Down (Key Bible Truth Concepts and Story)

With the unit's theological theme introduced, the session now turns to digging deeper down into the theological theme by looking at one particular aspect (Bible Truth) of the theme.

	<p><b>Bible Truth:</b> Each unit has from three to fourteen Bible Truths. Each Bible truth is studied for three lessons. There are 104 Bible Truths in the whole curriculum.</p>
	<p><b>Bible Truth Hymn:</b> One or more verses of a hymn that tie into the Bible Truth can be introduced at this point in the session. It also is offered in Part Three as a response activity with a complete set of discussion questions, sign language and a song game. <i>(PFI Unit Songs)</i></p>
	<p><b>Bible Truth Bible Verse:</b> Each Bible Truth has a Bible verse that is central to the concept. This verse has been set to music to help the children remember it. The song can be introduced now, but it also offered in Part Three as a response activity with a complete set of discussion questions, sign language and a song game. <i>(PFI Unit Songs)</i></p>
	<p><b>Extra Bible Truth Bible Verse Song:</b> Sometimes an extra Bible verse song is suggested. The words for this song are included in the response activities along with sign language. It can be used here or as a response activity. <i>(PFI Unit Songs)</i></p>
	<p><b>Bible Truth Story: (Old Testament, New Testament, or Story of the Saints)</b> There is an Old Testament, New Testament and Story of the Saints story for each Bible Truth. The Old Testament or the New Testament story leads, followed by the Story of the Saints, then ending with the story from the other Testament. In keeping with the detective feel of PFI, each story is called a case and is introduced with two questions for the children to solve as they listen to the story. After the story is read, the teacher asks the children again and together they solve the case.</p>
	<p><b>Part Two: Digging Deep Down</b> ends with prayer and dismissal to response activities.</p>

## PFI Activities with Descriptions *(in order of use in curriculum)*

### PART THREE: Taking Action (Response Activities to Choose from)

The children participate in the response activities chosen for the lesson; and (if desired), present what they've learned to each other or to parents at the end of the session. There are eleven different activities from which to choose. How many a teacher uses depends upon how much time you have and on whether you choose for everyone to do the same activities or whether you will split up into small groups and each do a different activity. A description of each activity follows.



#### **Snack (and Discussion Planner):**

A snack that includes food mentioned in the story or looks like something from the story, along with a description of how it ties into the story. Always feel free to modify the snack, being sensitive to food allergies. The snack sheet also includes a discussion planner to write down the questions you want to ask the children as they enjoy their snack. A question about the snack is included as the first discussion question.



#### **ACTS Prayer:**

In Praise Factory, the children learn the "ACTS" format of prayer. "A" is for Adoration (Praising God for who He is); "C" is for Confession (Saying sorry to God and turning from our sins); "T" is for Thanksgiving (Thanking God for His provisions); and, "S" is for Supplication (Asking God to supply our specific needs). Try to at least weave the Big Idea/Scripture Verse into A, C, T, or S, if not all four. Suggested ACTS applications for each Bible Truth are included on the ACTS prayer sheet.

Younger children can usually think up at least a related "Adoration" and a "Thanksgiving" related to the Bible Truth, while older children can usually think up a connection to all four. This is a wonderful way for them to expand their understanding of who God is, who we are as sinners, what we can thank God for and what we should ask of Him. It is also of great benefit to families who can easily apply this format to their own family devotions and prayer times.



#### **Story Review and Game:**

This activity includes discussion questions to understand and a game to reinforce the story.

*End of session presentation option:* Have children read some of their discussion questions for the other children to answer.









#### **Bible Truth Review and Game:**

This activity includes discussion questions to understand and a game to reinforce the Bible Truth.



*End of session presentation option:* Have children read some of their discussion questions for the other children to answer.

## PFI Activities with Descriptions *(in order of use in curriculum)*

	<p><b>Bible Truth Hymn:</b> This activity is one or more verses from a hymn which relates to the Bible Truth being learned. It includes discussion question for understanding the hymn, sign language of key words, and a song game that can be used with the song and the sign language. The audio and sheet music is available for download on the Praise Factory website.</p> <p><i>End of session presentation option:</i> Have children sing and sign their song and teach it to the other children.</p>
	<p><b>Bible Verse Review and Game:</b> This activity includes discussion questions to understand and a game to reinforce the Bible Verse.</p> <p><i>End of session presentation option:</i> Have children read some of their discussion questions for the other children to answer.</p>
	<p><b>Bible Verse Song:</b> Every PFI Bible verse has been set to music. This song can be used along with the Bible Verse Review discussion questions, listed in the previous activity. Sign language of key words and a song game that can be used with the song and the sign language are also included. The audio and sheet music is also available on the website for download.</p> <p><i>End of session presentation option:</i> Have children sing and sign their song and teach it to the other children.</p>
	<p><b>Case RePlay, Jr: Drama Activity for Youngest Children</b> (children do same story actions together)</p> <p>This is a simpler drama activity in which the teacher leads all the children in doing the same actions as she retells the story.</p> <p><i>End of session presentation option:</i> Have the children act out the story for the others to watch.</p>
	<p><b>Case RePlay, Sr: Drama Activity for Most Children</b> (children re-tell story with individual parts)</p> <p>This is a more involved drama activity in which each child acts out a particular role as the teacher retells the story.</p> <p><i>End of session presentation option:</i> Have the children act out the story for the others to watch.</p>
	<p><b>Craft:</b> This craft activity includes discussion questions to help the children understand the significance of what they are making.</p> <p><i>End of session presentation option:</i> Have children read some of their discussion questions for the other children to answer.</p>

## PFI Activities with Descriptions *(in order of use in curriculum)*



### **VIPP (Very Important Prayer Person) Prayer Time, Coloring Sheets and Game**

VIPP stands for Very Important Prayer Person. The VIPP Group learns about a VIPP—a Very Important Prayer Person—from your church. This activity really has nothing to do with the Bible Truth or the story. Instead, it is an opportunity to help the children know more about and pray for church leaders and missionaries. VIPPs should include elders, deacons, supported workers, and church staff. However, your church may not have many VIPPs of this kind. Feel free to use special volunteers (such as Sunday School teachers or the pianist) and other regular church members as VIPPs. It never hurts for children to get to know everyone in their church and pray for them! There is a fill-in-the-blank questionnaire that you can use to get information about the VIPP to share with the children. Or, you also can invite the VIPP to the class. There is a game and a set of coloring sheets (called Clue Cards) that you can use to help the children remember what they've learned about the VIPP. This activity ends with praying for the VIPP. The coloring sheets are set up as a take-home activity that they can use to teach and pray with their parents for the VIPP.

**End of session presentation option:** Have children tell about the VIPP and lead the class in praying for him (kids or the teacher can pray, as desired.)

### **TAKING IT HOME: The PFI Pronto**



A take home booklet, called the PFI Pronto, is available for each lesson. It includes the key concepts, lyrics and track numbers for the songs, the story, and a few review questions is available online with the Praise Factory resources.

### **MAKING THE CURRICULUM WORK FOR YOU**

Any curriculum is at best just a beginning for making a good fit with your teachers and children. The sooner you can think of its resources as tools in your toolbox and less like an immovable structure, the better. There are so many resources available with this curriculum that it leaves you with many options besides what is laid out in the lesson plans. Take the lesson plans and a big, red marker and start crossing out or shifting around activities. Think about what your children and teachers are used to already and what works well. If possible, you might want to try to make these resources fit into that format before you try to change everything. Some use the PFI curriculum just as Sunday School or children's church materials. Others use part of the resources during Sunday morning classes and use the other resources in the same lesson in the Sunday evening program. Still others use it for Vacation Bible School. No doubt you will come up with yet other uses.



**Unit 6**  
**Curriculum**



---

## **UNIT 6: GOD, THE JUST AND MERCIFUL**

---

### **UNIT OVERVIEW**

When God created the world in the beginning, He created all things good. But now there are many terrible things in God's good world. All these bad things came through sin when we rebelled against God.

### **UNIT BIBLE VERSE:** Romans 5:12

"Therefore, just as sin came into the world through one man, and death through sin, and so death spread to all men because all sinned."

### **BIG QUESTION UNDER INVESTIGATION:** How Did Bad Things Come to God's Good World?

### **ANSWER:** Bad Things Came through Sin!

#### **BIBLE TRUTH 1: Angels and People Rebelled against God in the Beginning**

The Case of the Great Rebellion *Genesis 3:1-9; Jude 6:2; 2 Peter 2:4 OT*  
The Case of the Rotten Wretch *Story of the Saints*  
The Case of the Man Who Refused to Give In  
*Matthew 2,4,16,27; Luke 2:1-20; 4:22; 22:1-5;27-24; Revelation 20:10,14 NT*  
Bible Verse: 1 John 3:8, ESV

#### **BIBLE TRUTH 2: God Treated the First Sinners with Justice and Mercy**

The Case of the Horrible Hiders *Genesis 2,3 OT*  
The Case of the Dead Eyes *Story of the Saints*  
The Case of the Happy Homecoming  
*Genesis 2,3; Ezekiel 47:12; Isaiah 7:14; 9:6; 59:15-16; 65:17-25; Daniel 9:25;*  
*John 10:15-18; 11:25;14:2-3; 1 Corinthians 15:50-54; Revelation 2:7;20:7ff;22:1-5 NT*  
Bible Verse: Romans 6:23, ESV

#### **BIBLE TRUTH 3: All People Are Born Sinful, All People Need God's Mercy**

The Case of the Gift No One Wanted *Genesis 4; Hebrews 11:4; 1 John 3:12 OT*  
The Case of the Unsinkable Message *Story of the Saints*  
The Case of the Show and Tellers *Joel 2:28-32; Mark 16; Luke 24:36-49; Acts 1,2, 8,9,14,19,28 NT*  
Bible Verse: Romans 5:17, NIV 1984





---

## PFI ESV SONGS 6 TRACK NUMBERS

---

This is a listing of all songs mentioned in the unit curriculum. You may or may not choose to use all of the songs. They are listed in easy-reference order--NOT in the order used in the curriculum.

You may choose to simply burn a CD/load them onto an mp3 device in this order. Or, you may want to do what we do: choose the songs we want to use and create a playlist of them in that order. Then, we burn a CD/upload the playlist onto an mp3 device. A teacher only has to click forward to the next song, instead of hunting for the right track. The track number have been included as part of the title of each song, teachers will still have a reference to the track number listed in the curriculum (same as those listed below), even if you change the order on your customized playlist.

- 1 PFI Theme Song
- 2 WoGoLOA Rules Song

### **UNIT 6: THE GOD OF JUSTICE AND MERCY**

- 3 Big Q & A 6 Song
- 4 Big Question 6 Song: How Did Bad Things Come to God's Good World?
- 5 Unit 6 Bible Verse: Sin Came into the World Romans 5:12, ESV
- 6 *Unit 6 Extra Bible Verse: Sin Came into the World Romans 5:12, ESV (other version)*
- 7 *Unit 6 Extra Bible Verse: You Must Not Eat, Eat, Eat: Genesis 2, 3, HCSB*

#### **Why the Extra Songs?**

PFI is a curriculum used by a wide age-span of kids. Sometimes one of the other songs is a better fit for your kids. Or, you may simply want to teach them more songs on the same Bible Truth. Use as many or as few as you want.

### **BIBLE TRUTH 1: Angels and People Rebelled against God in the Beginning**

- 8 Hymn: This Is My Father's World, v.3
- 9 Bible Verse: Whoever Makes a Practice of Sinning 1 John 3:8, ESV

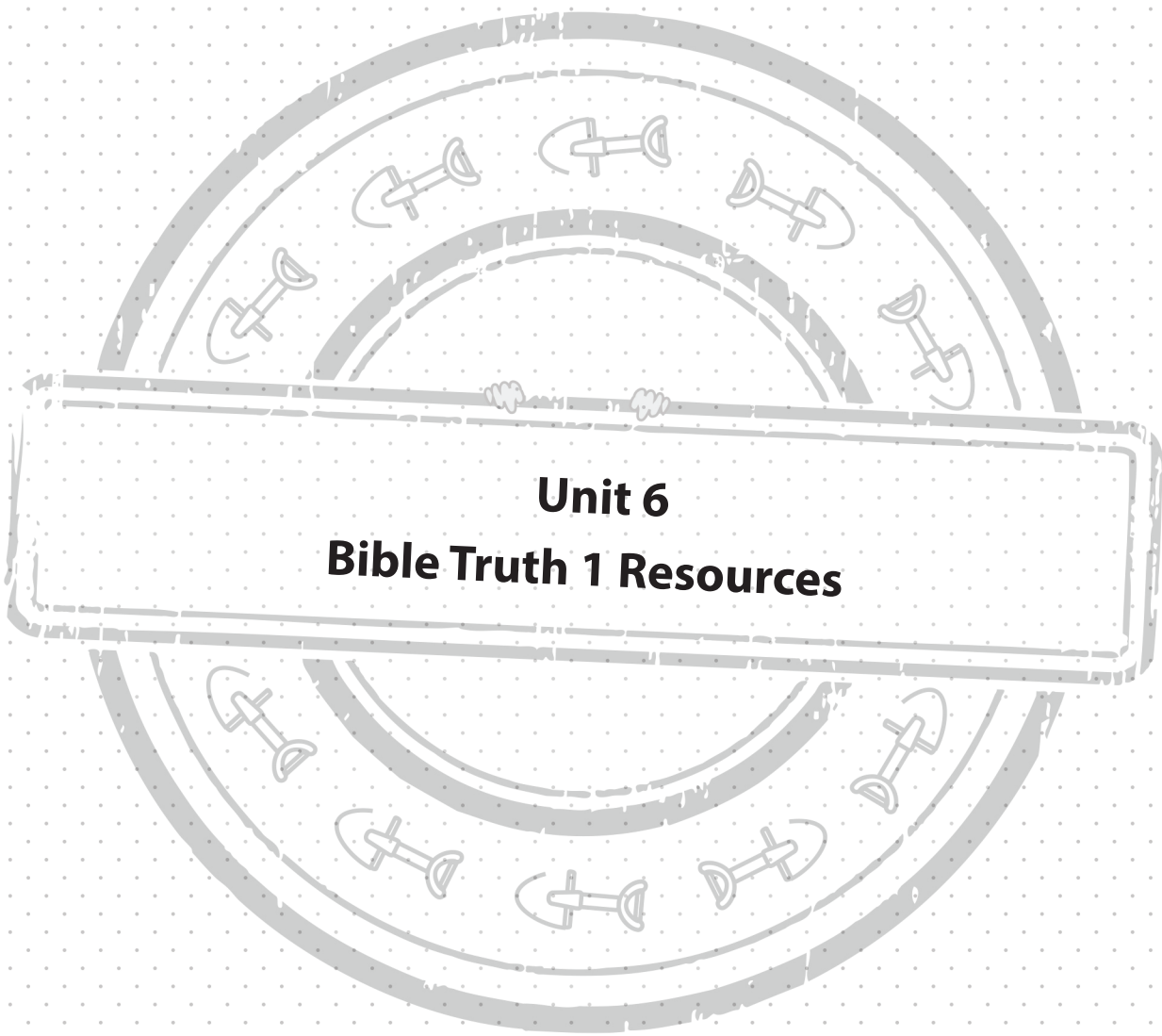
### **BIBLE TRUTH 2: God Treated the First Sinners with Justice and Mercy**

- 10 Hymn: Come Ye Sinners, Poor and Needy, v.1
- 11 Bible Verse: For the Wages of Sin Is Death Romans 6:23, ESV

### **BIBLE TRUTH 3: All People Are Born Sinful, All People Need God's Mercy**

- 12 Hymn: Come Ye Sinners, Poor and Needy, v.3
- 13 Bible Verse: For If by the Trespass Romans 5:17, NIV 1984
- 14 *Extra Bible Verse: The LORD Looks Down Psalm 14:2-3 HCSB*
- 15 *Extra Bible Verse: All We Like Sheep Isaiah 53:6, ESV*





## **BIBLE TRUTH 1 OVERVIEW**

### **Unit 6: God, the Just and Merciful**

**Big Question and Answer:** "How did bad things come to God's good world? Bad things came through sin!"

**Bible Verse:** "Therefore, just as sin came into the world through one man, and death through sin, and so death spread to all men because all sinned." Romans 5:12

### **Bible Truth 1 Concept: Angels and People Rebelled against God in the Beginning**

God made the world perfectly good, but it did not stay that way. In heaven, a mighty angel named Satan led a rebellion of angels against God. Nothing sinful can ever remain in God's holy presence. These rebellious angels, called demons, were cast out of heaven and thrown into hell.

Satan continued his rebellion against God by tempting Adam and Eve to rebel against God, too. Their disobedience brought sin and death into the perfect world God created.

There are many things we cannot understand about Satan, evil and sin, or why God allowed them. However, we do know that God is perfectly good, powerful and wise. His ways are perfect and are so much more than our small minds can understand.

God hates sin and will do away with it. He sent Jesus to break the power of sin and death for all who trust in Him as their Savior. And one day Jesus will return again to rid the world of sin and death, Satan and his demons forever. What a wonderful day that will be!

### **Bible Truth 1 Bible Verse**

#### ***Meditation Version: 1 John 3:8***

"Whoever makes a practice of sinning is of the devil, for the devil has been sinning from the beginning. The reason the Son of God appeared was to destroy the works of the devil."

### **Bible Truth 1 ACTS Prayer**

- A** God, we praise You for being completely good, hating sin, yet being so merciful to sinners who turn to You.
- C** God, we confess that like Adam and Eve, we have chosen to give in to Satan's temptations and rebel against You. We deserve Your punishment, too! We need a Savior!
- T** Thank You, God for sending Your Son Jesus to save from their sins all who trust in Him.
- S** God, help us to resist the temptation to sin. Help us to be satisfied in You, trusting that Your good ways are always best--even when we don't understand them. Help us to choose to obey You rather than rebel against You. Work in our hearts, that we might turn away from our sins and trust in Jesus as our Savior.

### **Bible Truth 1 Stories**

#### **Lesson 1: The Case of the Great Rebellion (Old Testament)**

Genesis 3:1-9; Jude 6:2; 2 Peter 2:4

#### **Lesson 2: The Case of the Rotten Wretch (Story of the Saints)**

#### **Lesson 3: The Case of the Man Who Refused to Give In (New Testament)**

Matthew 2,4,16,27; Luke 2:1-20; 4:22; 22:1-5;27-24; Revelation 20:10,14

**1. GETTING STARTED: Welcome and Opening Songs** (*introduce unit and get kids moving with these songs*)

<p><b>Welcome</b></p>	<p>“Welcome to Praise Factory. We’re so glad you’ve joined us! Here at the PFI, we’re investigators. (That’s what the “I” stands for!) Investigators look for answers to questions. In PFI, we look for answers to big questions about God. We dig deep down in the truths of God’s Word to find them.”</p>
<p><b>Praise Factory Theme Song</b></p>	<p>“Let’s sing our Praise Factory Investigator’s theme song.”</p> <p><b>PFI: Praise Factory Investigators</b> <span style="float: right;"><i>PFI ESV Songs 6, Track 1</i></span></p> <p>We’re PFI: Praise Factory Investigators, Diggin’ deep down for truths in God’s Word, That’s PFI: Praise Factory Investigators, Diggin’ deep down for truths in God’s Word, We’re looking for answers to very big questions, Big questions about God, If you’re looking for answers to very big questions ‘bout God, come along, Join PFI: Praise Factory Investigators, Diggin’ deep down for truths in God’s Word, That’s PFI: Praise Factory Investigators, Diggin’ deep down for truths in God’s Word. Deep down, diggin’ down, Let’s go diggin’ down, Deep down, diggin’ down, ‘Til answers to all our Big Questions we’ve found. We’re PFI: Praise Factory Investigators, Diggin’ deep down for truths in God’s Word, That’s PFI: Praise Factory Investigators, Diggin’ deep down for truths in God’s Word.</p>
<p><b>Classroom Rules Song</b></p>	<p>An important part of Praise Factory is helping us worship God and love one another. Our WoGoLOA song reminds us how we should act. Let’s sing it.”</p> <p><b>WoGoLOA Rules Song</b> <span style="float: right;"><i>PFI ESV Songs 6, Track 2</i></span></p> <p>Refrain: WoGoLOA means “Worship God and love one another,” WoGoLOA means “Worship God and love one another.”</p> <p>WoGo means “Worship God.” Sound off, 1,2,3, Joyfully take part, Listen to others, Obey your teachers. (<i>Refrain</i>)</p> <p>LOA means “Love One Another.” Sound off, 1,2,3, Be kind, Be encouraging, Help others, help others. (<i>Refrain twice</i>)</p>

**1. GETTING STARTED, continued**

<b>Opening Prayer</b>	"Let's ask God to help us obey these rules, and to help us worship Him and love one another as we learn more about Him today. Let's pray." <i>Pray.</i>
<b>Big Question Under Investigation:</b>  <b>Big Question 6 and Songs</b>	<p>"Now it's time to turn to today's <b>Big Question Under Investigation</b>.</p> <p>It's: <b>How Did Bad Things Come to God's Good World?</b></p> <p>When God created the world in the beginning, He created all things good. But now there are many terrible things in God's good world. All these bad things came through sin when we rebelled against God.</p> <p>So the answer to our Big Question, '<b>How Did Bad Things Come to God's Good World?</b>' is: <b>Bad Things Came through Sin!</b></p> <p>"Let's sing our Big Question Song(s): <span style="float: right;"><i>choose one or both</i></span></p> <p><b>Big Question 6 Song</b> <span style="float: right;"><i>PFI ESV Songs 6, Track 3</i></span>  <i>(adapted version of "Frere Jacques?")</i></p> <p>How did bad things,  How did bad things,  Come to God's good world?  Come to God's good world?  Bad things came through sin,  Bad things came through sin,  That's how bad things came,  That's how bad things came.</p> <p><b>Bad Things</b> <span style="float: right;"><i>PFI ESV Songs 6, Track 4</i></span></p> <p><i>Refrain:</i>  Bad things, bad things,  How did bad things come to God's good world?  Bad things, bad things,  Bad things came through sin.</p> <p>Sin is saying "no" to God,  When we should say, "Yes,"  Satan said "no" to God,  And so began the me-ee-me-ee-ess. <i>Refrain</i></p> <p>Adam and Eve said "no" to God,  And so sin came to men,  It spread to all of God's good world,  And down to their children-ee-en-ee-en. <i>Refrain</i></p> <p>We all deserve God's punishment,  Death is the wages of sin,  But there's eternal life through Jesus Christ,  For all who believe in Him-ee-im-ee-im. <i>Refrain</i></p>

**1. GETTING STARTED, continued****Unit 6  
Bible Verse**

*You might also enjoy listening to:  
Sin Came Into the World (version 2)  
Romans 5:12, ESV  
PFI ESV Songs 6, Track 6  
and  
You Must Not Eat, Eat, Eat,  
Genesis 2-3, HCSB  
PFI ESV Songs 6, Track 7*

"How do I know this is true? The Bible tells me so!

Romans 5:12 tells us:

"Therefore, just as sin came into the world through one man, and death through sin, and so death spread to all men because all sinned."

**Big Question 6 Bible Verse Song  
Sin Came into the World: Romans 5:12**

*PFI ESV Songs 6, Track 5*

Sin came into the world,  
Through one man,  
And death through sin,  
And so death spread to all.  
Death spread to all men,  
Because all sinned.  
Sin came into the world,  
Through one man.  
Romans Five, twelve.

"Sin is how bad things entered the world. Sin is disobeying God and His good ways. It entered the world through one man and his wife--Adam and Eve, but it has spread to us all. We are all sinners who all face God's punishment. How very, very sad! Oh, how we need a Savior!

**2. DIGGING DEEP DOWN: Key Concept and Story (introduce the Bible Truth and tell the related story)****Bible Truth 1**

"It's time for us to dig down deeper for answers to our Big Question. We're learning **THREE** Bible Truths that all tell us something about how sin entered the world and what our just and merciful God has done. We are learning the first one today.

The Bible Truth we are going to be thinking about today is:

**Angels and People Rebelled against God in the Beginning.**

God made the world perfectly good, but it did not stay that way. In heaven, a mighty angel named Satan led a rebellion of angels against God. Nothing sinful can ever remain in God's holy presence. These rebellious angels, called demons, were cast out of heaven and thrown into hell.

Satan continued his rebellion against God by tempting Adam and Eve to rebel against God, too. Their disobedience brought sin and death into the perfect world God created.

There are many things we cannot understand about Satan, evil and sin, or why God allowed them. However, we do know that God is perfectly good, powerful and wise. His ways are perfect and are so much more than our small minds can understand.

God hates sin and will do away with it. He sent Jesus to break the power of sin and death for all who trust in Him as their Savior. And one day Jesus will return again to rid the world of sin and death, Satan and his demons forever. What a wonderful day that will be!

**2. DIGGING DEEP DOWN, continued****Bible Truth 1  
Hymn**

"Long ago, a man named Malthie Babcock was thinking about this Bible truth, too. He wrote words a hymn called "This Is My Father's World." We're going to learn a verse from it.

**This Is My Father's World**

*PFI ESV Songs 6, Track 8*

**Verse 3**

This is my Father's world,  
O let me ne'er forget,  
That though the wrong  
Seems oft so strong,  
God is the Ruler yet.  
This is my Father's world.  
The battle is not done.  
Jesus who died shall be satisfied,  
And earth and heaven be one.

The wrong in this world that often seems so strong is sin. It came into the world when Adam and Eve believed Satan's tempting lies and rebelled against God. Oh, what terrible suffering and death into God's perfect creation that day! Yet, God is still the ruler of the world, not Satan. He will fight and win over Satan, sin and death! God sent Jesus, just as He promised, to break the power of sin and death, when He died on the cross. And at the end of time, Jesus will come back and bring an end to Satan, his demons and all that is evil, once and for all. God is the Ruler yet. God's people take joy in this. They know that God, their heavenly Father, will do all that He has promised to do.

**Bible Truth 1  
Bible Verse  
and Song**

"The Bible verse we are going to be digging down into for this Bible Truth is:

**1 John 3:8**

"Whoever makes a practice of sinning is of the devil, for the devil has been sinning from the beginning. The reason the Son of God appeared was to destroy the works of the devil."

Satan was the first to sin. He was sinning from the beginning of creation. Adam and Eve became "of the devil" when they chose to rebel against God. They no longer wanted to keep on loving and pleasing God. But oh, how wonderful that God sent His Son Jesus! Jesus was the Savior who came to rescue sinners from God's punishment that they deserved. Jesus destroyed the devil's work, when He suffered and died on the cross, then rose on the third day in victory! Now all who repent of their sins and trust in Him will be saved.

We've said our Bible verse, now let's sing it!

**Whoever Makes a Practice of Sinning**

*PFI ESV Songs 6, Track 9*

Whoever makes a practice of sinning is of the devil,  
for the devil has been sinning from the beginning.

*But wait! There's good news!*

But the reason the Son of God appeared,  
Was to destroy, destroy the devil's works.  
But the reason the Son of God appeared,  
Was to destroy, destroy the devil's works.  
(And He did it!)

First John Three, verse eight.



**2. DIGGING DEEP DOWN, continued****LESSON 1 STORY****Old Testament Story:****The Case of the Great Rebellion**

Genesis 3:1-9;  
Jude 6:2;  
2 Peter 2:4

"Now it's time for today's story called: **The Case of the Great Rebellion.**

**As you listen to the story, see if you can figure out:**

**1. Who was first to rebel in the Great Rebellion? What happened to him and what will happen to him?**

**2. Who did that first rebel tempt to rebel also? What happened to them and who promised to rescue them?**

*(If desired, write these questions on a sheet of paper to refer to when the story is finished.)*

*Read story.*

*After reading story, ask for the children's answers to the questions.*

**1. Who was first to rebel in the Great Rebellion? What happened to him and what will happen to him?** The mighty angel, Satan (and other angels with him.) He was cast out of heaven and allowed limited power. God will completely destroy Satan's works and will put him away to be punished forever when Jesus comes back.

**2. Who did that first rebel tempt to rebel also? What happened to them and who promised to rescue them?** Adam and Eve, the first people. When lost their perfect fellowship with God and brought sin and death into the world. God gave the first of many promises to send a Savior to defeat Satan and to save all who would turn away from their sins and trust in Him to save them.

*Close in prayer. (prayer suggestions included at end of story)*

**LESSON 2 STORY****Story of the Saints:****The Case of the Rotten Wretch**

"Now it's time for today's story called: **The Case of the Rotten Wretch.**

**As you listen to the story, see if you can figure out:**

**1. Who was the rotten wretch? What was so rotten about him?**

**2. How did he change from being a wretch?**

*(If desired, write these questions on a sheet of paper to refer to when the story is finished.)*

*Read story.*

*After reading story, ask for the children's answers to the questions.*

**1. Who was the rotten wretch? What was so rotten about him?** John Newton. He turned away from the good news of Jesus he learned as a boy and became someone who loved to curse God and do many bad things.

**2. How did he change from being a wretch?** The Lord, in His great mercy, let him feel the awfulness of his sins and the punishment he deserved, then reminded him of the good news of Jesus and helped him to repent of his sins and trust in Jesus as his Savior.

*Close in prayer. (prayer suggestions included at end of story)*

**2. DIGGING DEEP DOWN, continued****LESSON 3****New Testament Story:****The Case of the Man Who Refused to Give In**

Matthew 2,4,16,27;  
 Luke 2:1-20; 4:22;  
 22:1-5;27-24;  
 Revelation 20:10,14

"Now it's time for today's story called: **The Case of the Man Who Refused to Give In.**

**As you listen to the story, see if you can figure out:**

- 1. Who was the man who refused to give in?**
- 2. What did he refuse to give in to? Why was this so important?**

*(If desired, write these questions on a sheet of paper to refer to when the story is finished.)*

*Read story.*

*After reading story, ask for the children's answers to the questions.*

- 1. Who was the man who refused to give in?** Jesus.
- 2. What did he refuse to give in to? Why was this so important?**

Jesus refused to give in to temptation and sin. Because He was without sin, He could be the perfect payment for the sins of God's people and save them all.

*Close in prayer. (prayer suggestions included at end of story)*

**3. TAKING ACTION: Response Activities** *(choose from among these activities)***Response Activities**

- **ACTS Prayer Activity:** Add your own prayer requests to the ACTS prayer
- **Sneaky Snack:** Story-related snack
- **Bible Truth Review Activity:** Game with questions related to the Bible Truth
- **Bible Truth Hymn:** Music activities to learn a portion of a Bible Truth-related hymn
- **Bible Verse Review Activity:** Game with questions related to Bible Truth Bible verse
- **Bible Verse Song:** Music activities to learn the Bible Verse song
- **Story Review Activity:** Game with questions related to the Bible Truth and Case
- **Case RePlay, Jr. and Sr.:** Two drama activities that review the story: one for younger children, one for older children.
- **Craft:** Story-related craft
- **VIPP (Very Important Prayer Person):** Game and a coloring activity to help children learn about people in your church and how to pray for them.

*(VIP resources: found online or at back of this book)*

**4. TAKING IT TO OTHERS** *Optional presentations for the last few minutes of class***Presenting to Other Children**

*If you split the children into different response activities, you can gather the children together again and have each small group make presentations to show the other children what they learned. Presentation ideas are included in the resources for each activity.*

**Presenting to Parents**

*If you keep your children together for response activities, you can have them make a presentation of something they have learned to their parents when they come to pick them up from class. Presentation ideas are included in the resources for each activity.*

**5. TAKING IT HOME** *(Take Home Sheet)***PFI Pronto**

*Give out the PFI Pronto for the case story as well as any other materials as the children are dismissed.*

## **BIBLE TRUTH 1, LESSON 1: PLANNER/OVERVIEW**

### **GETTING STARTED: Welcome and Opening Songs** (*introduce unit and get kids moving with these songs*)

**Welcome to Praise Factory:** PFI: Praise Factory Investigators Theme Song *PFI ESV Songs 6, Track 1*

**Rules to Help Us Worship God and Love One Another:** WoGoLOA Classroom Rules Song  
*PFI ESV Songs 6, Track 2*

**Big Question Under Investigation:** Big Question 6 Songs *PFI ESV Songs 6, Tracks 3,4*

**Big Question Bible Verse:** Romans 5:12 Song: Sin Came Into the Word *PFI ESV Songs 6, Track 5*  
*Extra Bible Verse Song: Sin Came into the World (version 2) PFI ESV Songs 6, Track 6*  
*Extra Bible Verse Song: You Must Not Eat, Eat, Eat: Genesis 2,3 PFI ESV Songs 6, Track 7*

### **DIGGING DEEP DOWN: Key Concept and Story** (*introduce the Bible Truth and tell the related story*)

**Bible Truth 1:** Angels and People Rebelled against God in the Beginning

**Bible Truth Hymn:** This Is My Father's World, v.3 *PFI ESV Songs 6, Track 8*

**Bible Verse:** 1 John 3:8

**Bible Verse Song:** Whoever Makes a Practice of Sinning *PFI ESV Songs 6, Track 9*

**Lesson 1 Old Testament:** The Case of the Great Rebellion  
Genesis 3:1-9; Jude 6:2; 2 Peter 2:4

### **TAKING ACTION: Response Activities** (*choose from among these activities*)

**Snack and Discussion Planner:** The Serpent and the Fruit

**ACTS Prayer:** Prayer Sheet

**Bible Truth Review:** Discussion Questions and Game: Rush to Safety

**Bible Truth Hymn:** This Is My Father's World, v.3 *PFI ESV Songs 6, Track 8*  
Song, Sign Language and Song Game: Big Voice, Little Voice **PFI ESV Songs 6 BOOK or ONLINE**

**Bible Verse Review:** 1 John 3:8 Discussion Sheet and Game: Balancing Act

**Bible Verse Song:** He Who Does What Is Sinful 1 John 3:8 *PFI ESV Songs 6, Track 9*  
Song, Sign Language and Song Game: Sign It, Say It, What Does It Mean? **PFI ESV Songs 6 BOOK or ONLINE**

**Story Review:** Discussion Questions and Game: What's in the Box?

**Case Replay, Jr: Drama Activity for Youngest Children** (children do same story actions together)

**Case Replay, Sr: Drama Activity for Most Children** (children re-tell story with individual parts)

**Craft:** A Bite of Forbidden Fruit

**VIPP (Very Important Prayer Person) Prayer Time:** Coloring Sheets (Back of Book), Game: Ball Roll Review

### **TAKING IT HOME: Take Home Sheet for Review and Family Devotions**

**PFI Pronto:** Bible Truth 1, Lesson 1 **PFI ESV PRONTOS 6 BOOK or ONLINE**

**The Case of the Great Rebellion** Genesis 3:1-9; Jude 6:2; 2 Peter 2:4

by Connie Dever

**Our story is called:****The Case of the Great Rebellion.****As you listen to the story, see if you can figure out:**

1. Who was first to rebel in the Great Rebellion? What happened to him and what will happen to him?
2. Who did that first rebel tempt to rebel also? What happened to them and who promised to rescue them?

Our story today takes place thousands of years ago at the beginning of time.

"It is very good," the LORD proclaimed at the end of Day Six of Creation. God delighted in all He had made. Everything was just as He planned it to be. In heaven, thousands upon thousands of mighty angels worshiped Him in His splendor and stood ready to do His bidding. On earth, there were countless creatures enjoying life in the new world: from wriggling, little worms to jumping monkeys and lumbering giraffes. Best of all, were the humans God had created. They were the crown of His creation. To them alone, He had given a spirit to know and love Him. He placed them in their special home--the Garden of Eden where they enjoyed wonderful fellowship with Him and each other.

In the garden, God provided for their every need. He had even placed there two very special trees: the Tree of the Knowledge of Good and Evil and the Tree of Life. The first tree was a tree whose fruit God told them never to eat. By obeying this command, they glorified God by showing their complete satisfaction in Him and trust in His good plans for them. The second tree was a tree of eternal life. To eat it would mean to continue to be fully satisfied in wonderful fellowship with God and His abundant blessings, forever and ever. Yes, the LORD's creation was very good. Everything in heaven and earth lived in perfect happiness and peace.

But the perfect happiness and peace of creation were not to last. Sometime, somehow, after that first wonderful week, something changed. Now, there are many good changes that God made a part of His creation. Day changed to night; plants sprouted up and bloomed; animals grew and had babies. But this one change was a change that was not good. Matter of fact, it was the worst change of all, for it was not a change that came from God, but from a mighty angel, who would come to be known as Satan.

Something in Satan's spirit darkened. He became dissatisfied. No longer was he content with the position God has assigned him. No longer did he want to worship God and serve Him. He wanted to be worshiped and served himself!

Satan wasn't alone. Other angels joined him and together they rebelled against God's reign in Heaven. Satan defied God and fought His holy angels; but of course, this was nothing but foolishness. How could any mere creature ever think he could match the LORD? Heaven and earth are always, completely controlled by His infinite power and goodness. Satan and his hordes had not even the least hope of a victory. They were defeated and cast out of God's holy presence. They were stripped of the name "angel" and called "demons." They were thrown into the gloomy pits of Hell—a place where there is no goodness, no love, no hope, no light, because, of course, it is a place completely without God. With eternal chains they were forced to dwell there until the Great Day of Judgment at the end of time, when they will receive their final, everlasting punishment.

Restrained, but not powerless, Satan planned how he could dishonor the LORD's name and destroy His creation. Why didn't God send Satan and these fallen angels to their final punishment right then? God hasn't told us. He has left that as one of the great mysteries of His plan for creation that we must trust to His perfect wisdom and goodness. So, for reasons that only our great, good God only understands, God chose to let Satan plan and act...but only as something He would weave into His perfect plan for creation.

Filled with hate, armed with cleverness and lies, Satan

**Story-telling Tips**

Ahead of time:

1. Read the Bible verses and story. Pray!
2. Create story cue cards on index cards (or highlight text).
3. Practice telling story dramatically, timing your presentation. Shorten, if necessary to fit your allotted time.
4. Decorate area with story props that help bring your story alive.

During your presentation:

1. Maintain as much eye contact as possible as you tell the story. Point to/use props at important points in the story. Include the kids in your story with a few questions about what they think will happen or words/concepts that might be new to them.
2. Watch the kids for signs that their attention span has been reached. Shorten, if necessary.

set out for earth. Just as he had led the rebellion among the angelic spirits in heaven, now he planned how he might tempt the only earth creatures God had given a spirit to know and love Him—humans-- to rebel against God, too.

Satan schemed how to best tempt Adam and Eve to become dissatisfied with God, too. They might be suspicious, if he spoke directly to them, he must have decided. After all, he would be a stranger to the Garden. No, he would use someone familiar, one of God's own creatures, so they would not suspect anything. Satan decided upon the serpent. He was the shrewdest of all the wild animals God created. The serpent's cleverness would serve his sneaky plan well. Satan planned to speak through the serpent that he might lure Adam and Eve into sin.

Taking the serpent into his service, Satan approached innocent and unsuspecting Adam and Eve as they enjoyed the perfect happiness of the Paradise God had given them.

"Did God really say, 'You must not eat from ANY tree in this garden?'" the serpent asked Eve.

"No! No!" Eve explained the serpent. "We may eat fruit from the trees in the garden, but God did say, 'You must not eat fruit from the tree that is in the middle of the garden, and you must not touch it, or you will die.'"

Ah, this was just what he wanted her to say. "Now for the lie," Satan thought. He said to Eve: "You will not surely die," the serpent said to the woman. "For God knows that when you eat of it your eyes will be opened, and you will be like God, knowing good and evil."

Eve listened what the serpent said, then she eyed the fruit of the tree of the Knowledge of Good and Evil with curiosity and wonder. How luscious it looked. She knew it would taste juicy and delicious. And just to think! If they ate it, they would become something greater than what God had made them!

Eve began to think of the differences between God and themselves, no longer with honor and worship, but with discontent and envy. Suddenly all that God had given them wasn't good enough. His laws seemed unfair. He was withholding something good from them by forbidding them to eat this fruit. Eve was dissatisfied with God and His ways. Why shouldn't they be wise like God, too?

Eve reached out and plucked a piece of ripe fruit from

the tree. She brought it to her mouth and ate it. She gave some to Adam and he ate it, too.

The taste of the fruit had hardly left their mouth, when the change came; but, it was not the change they hoped for. They had not become wise like God. They had not become better. No! They had become worse. Their perfect happiness and peace were gone. Guilt and unhappiness flooded into their hearts.

They looked at each other and saw something they did not want each other or the LORD to see. They covered themselves in fig leaves—the biggest leaves they could find—and hide themselves among the plants in the Garden of Eden, hoping the LORD would not find them. He had been perfectly good and wise to command them not to eat the fruit. Oh, if only they had been satisfied in Him and His ways! Now, their wonderful lives were ruined!

Satan watched as Adam and Eve felt pain and sin for the first time in their lives--and he was thrilled. His temptations had worked! God's precious creation was spoiled! The humans God had made to enjoy close fellowship with Him had been torn away from Him by their sin. Satan delighted to think that God's own holiness required that God, Himself must punish His beloved people for their sins with something very, very dreadful: death--eternal separation of people from God and everything good! Perhaps he was not able to overthrow God's reign in heaven, Satan thought, but at least he had ruined God's good creation on earth.

Satan rejoiced in his victory that day when Adam and Eve rebelled against God; but we know that his triumph would be short-lived. God's plans for His creation were good and unfailing. He had even woven a way for the sins of His people to be punished, yet not leave His people to die in their sins. How? He, Himself, would come save them! He, Himself, would bear their punishment. Yes! He would send His very own Son, Jesus, to come as a man to live a perfect life and offer it up on the cross as the perfect sacrifice for the sins of all who would ever turn from their sins and trust in Him as Savior. Jesus would bring great glory to God and He would bring God's people back into close fellowship with God forever. Once more, they would get to know the wonderful satisfaction of knowing God and obeying His good ways. How amazing is our God!

**Cracking the Case:**

**It's time to answer our Case Questions.**

**1. Who was first to rebel in the Great Rebellion? What happened to him and what will happen to him?** The mighty angel, Satan (and other angels with him.) He was cast out of heaven and allowed limited power. God will completely destroy Satan's works and will put him away to be punished forever when Jesus comes back.

**2. Who did that first rebel tempt to rebel also? What happened to them and who promised to rescue them?** Adam and Eve, the first people. When lost their perfect fellowship with God and brought sin and death into the world. God gave the first of many promises to send a Savior to defeat Satan and to save all who would turn away from their sins and trust in Him to save them.

**Something for You and Me**

**Our Bible Truth is:**

**Angels and People Rebelled Against God in the Beginning**

**Our Bible Verse is: 1 John 3:8**

"Whoever makes a practice of sinning is of the devil, for the devil has been sinning from the beginning. The reason the Son of God appeared was to destroy the works of the devil."

What about you and me? Have you ever thought about what you would have done, if you had been Adam or Eve? Perhaps you think that you wouldn't have been tempted by Satan's tricks. Look into your heart and see what you find. Are you ever discontent with the life God has given you? Do you ever envy others for what they have or get to do? Do you ever choose to forget one of God's good laws when there is something you can get if you would break one?

The truth is, all of us find Satan's temptations so delightful. We are all more like Adam and Eve than we would like to think. Adam and Eve's hearts became sinful when they chose to disobey God. Sadly, as their children, we are all born with sinful hearts. We all deserve God's punishment. But God gave Adam and Eve hope. And He gives us hope, too. God sent His Son Jesus to live a perfect life and offer it up on the cross as the perfect payment for the sins of all those who would ever turn from their sins and trust in Jesus as their own Savior. If we do this, God will forgive our sins and save us! How merciful is the LORD towards sinners, like us!

Let's praise God for being so much more powerful than Satan and wiser than all his schemes. Let's praise Him for loving sinful people like us so much that He sent His Son to be our Savior when He could have just punished us as sins deserve. Let's ask Him to help us to trust in Him as our Savior. Let's ask Him to help us see Satan's temptations and give us strength to say "no" to them. And let's ask Him to help us trust Him with the mysterious parts of His plan that we cannot understand, instead of being discontent.

*Close in prayer.*

**Closing ACTS Prayer**

**A** God, we praise You for hating sin, yet being so merciful to sinners, promising them a Savior.

**C** God, we confess that many times we sin when we are tempted, just like Adam and Eve. We, too, deserve Your punishment! We, too, need a Savior!

**T** God, we thank You for sending Jesus to save Your people, at just the right time, just as You promised.

**S** God, we ask that You would work in our hearts that we might turn away from our sins and trust in Jesus as our Savior. Help us to say 'no' to temptation and choose to obey You. Make our hearts satisfied with what You know is best and choose to give us.

# **ACTS PRAYER ACTIVITY**

Use this sheet to write down your ACTS Prayer

## **Instructions:**

Use this sheet to help the children apply the Bible Truth into a prayer. You can use the ACTS provided or even better, have the kids think of their own applications. Also have the children add their personal requests to the prayer, too. Lead the children in the prayer or let them pray sections, with your help. Never force a child to pray! Non-readers can participate by you whispering a section of the prayer into their ear and allowing them to pray it aloud for the group.

## **ADORATION:**

God, we praise You for being completely good, hating sin, yet being so merciful to sinners who turn to You.

God, we praise You for being.....

---

Add your own Adorations:

---

---

## **CONFESSION:**

God, we confess that like Adam and Eve, we have chosen to give in to Satan's temptations and rebel against You. We deserve Your punishment, too! We need a Savior!

God, we have sinned against You....

---

---

Add your own Confessions:

---

## **THANKSGIVING:**

Thank You, God for sending Your Son Jesus to save from their sins all who trust in Him.

God, we thank You for...

---

---

Add your own Thanksgivings:

---

---

## **SUPPLICATION:**

God, help us to resist the temptation to sin. Help us to be satisfied in You, trusting that Your good ways are always best--even when we don't understand them. Help us to choose to obey You rather than rebel against You. Work in our hearts, that we might turn away from our sins and trust in Jesus as our Savior.

God, we need Your help...

---

Add your own Supplication:

---

---

---

---

## **SNEAKY SNACK**

Can you figure out how this snack ties in with our case?

---

### **Snack: The Serpent and the Fruit**

Gummy worm "Serpent" with fruit cup "Fruit from the Garden of Eden."

This is only a suggestion. Feel free to modify. Be mindful of allergy issues among your children!

**Case Tie-in:** In the Garden of Eden, the crafty serpent tempted Adam and Eve to not be satisfied with God and what He gave them in the good fruit of the garden. He tempted them to disobey God and eat the fruit of the Tree of the Knowledge of Good and Evil, bringing sin and death to them and all of God's good world.

---

## **SOUL FOOD**

Food for thought during snack time

---

1. What does the snack have to do with the story?

Choose a few questions from the other activity discussion sheets to talk about during this snack time.

2.

3.

4.

5.

6.

7.



Directions: Read and discuss Bible Truth, using a FEW of the questions. Play game. Feel free to modify the game to fit your children.

### **Angels and People Rebelled against God in the Beginning**

God made the world perfectly good, but it did not stay that way. In heaven, a mighty angel named Satan led a rebellion of angels against God. Nothing sinful can ever remain in God's holy presence. These rebellious angels, called demons, were cast out of heaven and thrown into hell.

Satan continued his rebellion against God by tempting Adam and Eve to rebel against God, too. Their disobedience brought sin and death into the perfect world God created.

There are many things we cannot understand about Satan, evil and sin, or why God allowed them. However, we do know that God is perfectly good, powerful and wise. His ways are perfect and are so much more than our small minds can understand.

God hates sin and will do away with it. He sent Jesus to break the power of sin and death for all who trust in Him as their Savior. And one day Jesus will return again to rid the world of sin and death, Satan and his demons forever. What a wonderful day that will be!

### **Understanding the Bible Truth**

1. How did God create the world? *Perfectly good.*
2. What changed about the world? *Sin came into the world.*
3. Who led the rebellion against God? *Satan.*
4. Why were the rebellious angels thrown out of heaven? *Because they were no longer holy. They were sinful. Nothing sinful can ever remain in God's presence.*
5. Where were the rebellious angels sent? *Into hell.*
6. How did Satan continue his rebellion against God? *Tempted Adam and Eve to rebel against God.*
7. What did Adam and Eve's disobedience bring into God's good creation? *Sin and death.*
8. What about God helps us trust Him about what we can't understand about Satan, sin and why God allowed them? *His perfect goodness, power, and wisdom. He hates sin.*
9. What did Jesus come to break? *The power of sin and death.*
10. What did Jesus do to break the power of sin and death? *He lived a perfect life and offered it up on the cross as the perfect sacrifice for the sins of all who turn from their sins and trust Him as their Savior.*
11. What will Jesus do when He returns? *Get rid of sin, death, Satan and his demons forever.*

### **Story Connection Questions**

1. How does the story point to the **Bible Truth: Angels and People Rebelled against God in the Beginning**? *This is the story of how Satan rebelled against God and then tempted Adam and Eve to rebel, also.*
2. How is sin dissatisfaction with God and His good ways? *When someone sins they show that they do not think that who God has made them and what He has planned for them is what is best for them. They think that something else would be better.*

### **Bible Verse Connection Question**

1. What does our Bible Truth have to do with our **Bible Verse: 1 John 3:8**: "Whoever makes a practice of sinning is of the devil, for the devil has been sinning from the beginning. The reason the Son of God appeared was to destroy the works of the devil."?

*Satan was the first to sin. He was sinning from the beginning. Adam and Eve became "of the devil" when they chose to rebel against God. They no longer wanted to keep on loving and pleasing God.*

**Life Application Questions**

1. What should God's people do when they are tempted to sin? *Think about who God is and how whatever He has planned for them is best. Pray that God would show them a way out of temptation, as He promises in His Word. Ask God to give them hearts filled with more love for Him. Ask others to pray for them. Read God's Word to give them strength to resist Satan's temptations.*
2. How can we become God's people? *By turning from our sins, confessing them to God and trusting in Jesus as our own Savior.*

**ACTS Questions**

1. What is something we can praise God for because of this Bible Truth?  
*God, we praise You for being completely good, hating sin, yet being so merciful to sinners who turn to You.*
2. What are sins we can confess to God because of this Bible Truth?  
*God, we confess that like Adam and Eve, we have chosen to give in to Satan's temptations and rebel against You. We deserve Your punishment, too! We need a Savior!*
3. What is something we can thank God for because of this Bible Truth?  
*Thank You, God for sending Your Son Jesus to save from their sins all who trust in Him.*
4. What is something we can ask God for because of this Bible Truth?  
*God, help us to resist the temptation to sin. Help us to be satisfied in You, trusting that Your good ways are always best--even when we don't understand them. Help us to choose to obey You rather than rebel against You. Work in our hearts, that we might turn away from our sins and trust in Jesus as our Savior.*

**The Gospel**

1. God show His holiness and His mercy to sinful people in the good news of Jesus. Can you tell me the gospel?  
*God is the good Creator and King of the world. He made people to worship Him and live by His good laws. But we are all sinners who have rebelled against Him. We all deserve death--God's just, eternal punishment for our sins. How terrible! But God has good news for us. In His great mercy, God sent His Son Jesus to earth to save sinners. Yes, Jesus, the perfect Son of God, left His home in heaven and became a man. He lived the perfect life that pleases God. (He's the only one who has ever done that!) He offered it up to God His Father as the perfect sacrifice for sins when He suffered and died on the cross. Then, on the third day, Jesus rose from the dead in victory. He had fully paid for the sins of God's people, so they wouldn't have to! Now all who turn away from their sins and trust in Jesus as their Savior will receive forgiveness of sins and eternal life with God. They will be His very own special people who will know Him and enjoy Him forever. We can be God's people, too, if we turn from our sins and trust in Jesus as our own Savior.*

## Game: Rush to Safety

### Materials

Construction Paper  
CD and CD player  
Masking Tape  
Small bowl or bag  
Bible Truth Questions

### Preparing the Game

1. Choose 20+ questions for your game from the Bible Truth Discussion Questions, or make up your own.
2. Write the Bible Truth questions on small thin strips of paper (or make a photocopy of the Bible Truth Discussion Questions and simply cut them into strips) and put them in the bag/bowl.
3. Cut circles about 9" in diameter, enough for every child but one.
4. Tape the circles on the floor around the room.

### Playing the Game

Point out the safety spot circles on the floor. Tell the children that you will tell the children to move however you command them to move, such as march, walk, skip, crab crawl, etc. (BUT NOT RUN!!!) when you play the music. But when the music stops, they are to get to a safety spot. Show them that there is one spot too few for them all so that someone will be caught out. The child who has no safety spot picks a question for the class to answer. If the class answers it correctly, then the child is added back into the group. If not, then the child stays out and another safety spot is removed.

Game continues as number of questions, time, and attention span allow.

NOTE: Have the children who are "out" help make up actions for the other children to do, put them in charge of the music, etc. along with you. This will keep them happily occupied as they continue.

### Non-competitive Option

Have the child without a safety spot choose a question for the class, but then join the game, even if the class gets it wrong. Add the question back into the bag for further review. Don't reduce the number of safety spots.

### Optional TAKING IT TO OTHERS Activity: Quiz Questions

Have the children choose a few of the questions from the game to ask the parents/other children during TAKING IT TO OTHERS time. Help pre-readers by whispering the question in their ear and letting them ask it aloud to the parents/other children. Make sure you read the Bible verse aloud before you ask your questions.

Directions:

1. Write words to song in large print before class.
2. Play the song for the children, helping them follow along on the song sheet.
3. Discuss the song, using a few questions from the discussion sheet. *Don't use them all!*
4. Introduce sign language for key words of your choice from sign language sheet for your song. Use as few or as many as you think the children can learn.
5. Sing and sign the song. Sign language as well as large format lyrics and sheet music are found in the PFI Unit Songbook or online.
6. If desired, play the Song Game.

**Optional TAKING IT TO OTHERS Activity: Presenting and Singing the Song**

1. Sing and sign the song, encouraging the watching children/parents to join in.
2. Ask the class some of the questions listed below. The Bible Truth Connection Question is particularly good to help them understand how the song ties in with the Bible Truth.

**This Is My Father's World**

**Verse 3**

This is my Father's world,  
 O let me ne'er forget,  
 That though the wrong  
 Seems oft so strong,  
 God is the Ruler yet.  
 This is my Father's world.  
 The battle is not done.  
 Jesus who died shall be satisfied,  
 And earth and heaven be one.

**Listen to it on PFI ESV Songs 6, Track 8**

**Understanding the Song**

1. Who can call the Lord his/her Father? *All who confess their sins to Him and trust in Him for forgiveness through Jesus' death on the cross.*
2. What belongs to "my Father"? *The world.*
3. What does it mean that "wrong seem oft so strong" in this world? *There are many bad and painful things that happen. Sometimes it seems like they are stronger than God and His plan.*
4. Even though wrong seems often so strong, what should believers remember? *That God is the Ruler of the world still.*
5. What battle isn't done yet? *The Lord's battle over all that is evil in this world.*
6. What does it mean that Jesus shall be satisfied? *Jesus died for the sins of all who would ever turn and trust in Him for forgiveness. He rose again and then ascended into heaven as the conqueror over sin and death for His people. For now, until all of God's plan on earth is complete and all His people from every nation and people have come to Him in faith, the battle against sin and death will continue. But one day, when all of God's plan for this earth is finished, the Lord Jesus will come back, bring an end to of sin, death and Satan in a final and everlasting victory. Then all that He had planned to accomplish with His death, will be completed, satisfied.*
7. What does it mean for heaven and earth to be one? *For God's will is perfectly done here on earth as it is in heaven. This will happen when Jesus is satisfied, when there is the final end to sin and death.*

**Bible Truth Connection Question**

1. How does this song relate to our **Bible Truth: Angels and People Rebelled Against God in the Beginning**? *The wrong in this world that often seems so strong is sin. It came into the world when Adam and Eve believed Satan's tempting lies and rebelled against God. Oh, what terrible suffering and death into God's perfect creation that day! Yet, God is still the ruler of the world, not Satan. He will fight and win over Satan, sin and death! God sent Jesus, just as He promised, to break the power of sin and death, when He died on the cross. And at the end of time, Jesus will come back and bring an end to Satan, his demons and all that is evil, once and for all. God is the Ruler yet.*

**Story Connection**

1. How does this song relate to today's story? *Satan was successful in tempting Adam and Eve to sin. He rejoiced at see them rebel against God and then experience the pain of sin and suffering for the first time. It made him happy to see God's perfect creation spoiled. Even though spoiled, the world still belonged to God, not Satan. He promised that He would send Jesus to crush Satan and save His people from their sins. Satan, one day, will be sent to everlasting punishment, never to harm again.*

**Bible Verse Connection Question**

1. What does this hymn have to do with our Bible Verse: **Bible Verse: 1 John 3:8:** "Whoever makes a practice of sinning is of the devil, for the devil has been sinning from the beginning. The reason the Son of God appeared was to destroy the works of the devil." ?

*This hymn reminds us that because of the devil's work from the beginning, wrong (sin) often seems so strong. But, God is the Ruler yet. Jesus broke the power of sin and death when He died on the cross and rose from the dead. That is just the beginning. When Jesus comes back, He will finish off sin and death forever. The work of the devil will be destroyed and Jesus shall be satisfied once and for all time.*

**Life Application Questions**

1. How can God's people be affected by the message of this song? *They can praise God for being the true Ruler over this world. One day He will bring an end to the strong wrong of sin and death that came into the world through Satan's tempting of Adam and Eve, when Jesus returns. They can ask God to give them strength by His Holy Spirit to resist Satan's temptations to them to sin and rebel against God. They can ask Him to help them want to love and live for Him more and more.*

2. What is the best first step God wants us to take in making Him the Ruler over our lives? *Turning away from our sins, confessing them to God, and trusting Jesus as our own Savior.*

**ACTS Questions**

1. What is something we can praise God for from this hymn? *Praise God for being the Ruler of this world who will overcome all evil.*

2. What are sins we can confess to God from this hymn? *That many times we, like all people, do evil that God will one day finally punish and get rid of. We deserve God's punishment! We need a Savior!*

3. What is something we can thank God for from this hymn? *We can thank God that He has beaten death through Jesus, for all who turn away from disobeying Him and trust in Jesus as their own Savior. We can thank Him for His promise to do away with sin and evil forever one day.*

4. What is something we can ask God for from this hymn? *That God would work in our hearts that we might turn from our sins and trust Jesus as our Savior. That we might be not be discouraged by the evil in the world and the sin in our hearts, but remember that He saves all those who trust in Him and that one day all evil will be gone for good.*

**Gospel Question**

1. God is the Ruler of this world who will one day will punish and do away with all evil and sin. What hope is there for sinners like you and me? What is the gospel?

*God is the good Creator and King of the world. He made people to worship Him and live by His good laws. But we are all sinners who have rebelled against Him. We all deserve death--God's just, eternal punishment for our sins. How terrible! But God has good news for us. In His great mercy, God sent His Son, Jesus to earth as a man to save sinners. He lived the perfect life that pleases God. (He's the only one who's ever done that!) He offered it up to God His Father as the perfect sacrifice for sins when He suffered and died on the cross. Then, on the third day, Jesus rose from the dead in victory. He had fully paid for the sins of God's people, so they wouldn't have to! Now all who turn away from their sins and trust in Jesus as their Savior will receive forgiveness of sins and eternal life with God. They will be His very own special people who will know Him and enjoy Him forever. We can be God's people, too, if we turn from our sins and trust in Jesus as our own Savior.*

## **Song Game: Big Voice, Little Voice**

### **Materials**

Song

Sign language signs used in the song printed out onto little cards

Blindfold

### **Preparing the Game**

None.

### **Playing the Game**

1. Practice the song and signs until the children know them well. Then tell them: "Children, we are going to hide a sign language sign and see if one of you can find it... with a little help from the rest of us!"
2. Choose someone to be "It" and blindfold them. Choose another child to hide one of the sign language cards. When it's hidden, "It" can remove the blindfold and begin to look.
3. The rest of the children will sing the song in a louder voice when "It" gets closer to the hidden sign and quieter when "It" gets further from the sign.
4. When "It" finds the hidden clue, another "It" is chosen and play begins again.

Game continues as number of questions, time, and attention span allow.

choose a FEW questions for discussion, then choose the game and/or music activity

**Meditation Version: 1 John 3:8**

“Whoever makes a practice of sinning is of the devil, for the devil has been sinning from the beginning. The reason the Son of God appeared was to destroy the works of the devil.”

**Understanding the Bible Verse**

1. What is sin? *Failing to obey God and His good laws in what we do or say or think.*
2. Of whom is “he who makes a practice of sinning?” What does that mean? *He is “of the devil.” That doesn’t mean that he becomes a devil like Satan and the other disobedient angels. Devil is a word used only for rebellious angels. It does mean that like Satan, they choose to keep rejecting God and His good ways over and over and over. They do not desire to turn away from their sins or please God.*
3. What does it mean to make a practice of sinning? *To choose to sin over and over again, not even caring that they are disobeying God. Not wanting to repent and to turn away from their sins and follow God and His good ways.*
4. Everyone sins, both people who are Christians and whose sins have been paid for, as well as people who are not Christians who keep rejecting God’s offer of forgiveness. Does that mean that everyone is of the devil, even Christians whose sins have been forgiven by Jesus? *No. When someone becomes a Christian, the Holy Spirit changes their heart and their life. He fills them with more and more love for God. He helps them to turn from sin and love God more and more. They still sin, but they do not want to. They hate sin. They want to please God most of all. They are no longer “of the devil”; they are “of God”. He calls them His special, adopted children.*
5. Who is the devil? *Satan is especially known as “the devil,” but all of the rebellious angels are also called devils.*
6. How long has he been sinning? *From the beginning.*
7. Does beginning mean from the time God made Satan or something else? *It means something else. God called all that He made good, even all the angels. Satan was good when God created him. Sometime very soon after God created everything, something changed in Satan and he became sinful. Since he became evil so soon after all things were created, it is still called the beginning.*
8. Who is the Son of God? Why did He appear? *Jesus. To destroy the devil’s work.*
9. What is the devil’s work? *To dishonor God and rebel against His good ways. To ruin His good plan and His good creation.*
10. How did Jesus destroy the devil’s work? *The devil tempted humans to rebel against God, too, that they might be separated from Him and face His eternal punishment. Jesus came and died on the cross to pay for the sins of all who turn and trust in Him that their fellowship with God would be restored, that they would no longer want to keep on sinning, and they would enjoy life with Him forever and ever.*
11. How did Jesus “appear?” *He was born a baby in Bethlehem; fully God, yet fully man.*
12. How will Jesus appear at the end of time? *How will He finish destroying the devil’s work then? He will not come as a baby, but as the mightiest king. He will bring final judgment upon Satan and the other devils/demons, as well as all people who have refused to confess their sins to Him and be forgiven. Satan along with the other devils/demons and all who refused to believe in Jesus will be punished forever.*
13. What did the devil have to do with people becoming sinful? *Tempted them to sin.*

**Bible Truth Connection Question**

1. What does this verse have to do with the **Bible Truth: Angels and People Rebelled against God in the Beginning?** *Satan was the first to sin. He was sinning from the beginning of creation. Adam and Eve became “of the devil” when they chose to rebel against God. They no longer wanted to keep on loving and pleasing God. But oh, how wonderful that God sent His Son Jesus! Jesus was the Savior who came to rescue sinners from God’s punishment that they deserved. Jesus destroyed the devil’s work, when He suffered and died on the cross, then rose on the third day in victory! Now all who repent of their sins and trust in Him will be saved.*

**Story Connection Questions**

1. Who did the devil use to tempt the first people to sin? *The serpent.*
2. How did Adam and Eve become “of the devil” when they sinned? *They chose to rebel against God. They no longer wanted to keep on loving and pleasing God.*

**Life Application Questions**

1. What should we do if we do not want to be "of the devil", but be "of God?" *Confess our sins to Jesus and trust Him as our Savior. He promises to forgive them and make them His people.*

**ACTS Questions**

1. What is something we can praise God for from this Bible verse?

*Praise God for being the Destroyer of the works of the devil! He will bring an end to sin and death!*

2. What is something we can confess to God from this Bible verse?

*Confess that many times we do practice sinning. We choose to disobey God over and over. We need to turn away from our sins and trust in Jesus as our Savior.*

3. What is something we can thank God for from this Bible Verse?

*Thank God for sending Jesus to be the perfectly just and upright offering for the sins of all God's people, that they could be saved from God's punishment. Instead, all who turn from their sins and trust in Jesus can have eternal life with God!*

4. What is something we can ask God for from this Bible Verse?

*Ask God to work in our hearts and help us to confess our sins to Him and trust in Jesus as our Savior. Ask Him to help us to send the Holy Spirit to live in us and change us so that we would reflect more of His perfect justice and uprightness. Ask Him to help us to turn away from making a practice of sinning and instead make a practice of obeying Him.*

**Gospel Question**

1. How did Jesus destroy the works of the devil? What is the gospel?

*God is the good Creator and King of the world. He made people to worship Him and live by His good laws. But we are all sinners who have rebelled against Him. We all deserve death--God's just, eternal punishment for our sins. How terrible! But God has good news for us. In His great mercy, God sent His Son Jesus to earth to save sinners. Yes, Jesus, the perfect Son of God, left His home in heaven and became a man. He lived the perfect life that pleases God. (He's the only one who has ever done that!) He offered it up to God His Father as the perfect sacrifice for sins when He suffered and died on the cross. Then, on the third day, Jesus rose from the dead in victory. He had fully paid for the sins of God's people, so they wouldn't have to! Now all who turn away from their sins and trust in Jesus as their Savior will receive forgiveness of sins and eternal life with God. They will be His very own special people who will know Him and enjoy Him forever. We can be God's people, too, if we turn from our sins and trust in Jesus as our own Savior.*



## Game: Balancing Act

### Materials

Bible verse written up in large print so that all can see  
 10 or so various balance-able items, per team  
 (erasers, plates, rulers, books, shoes, etc.)  
 Paper, marker  
 2 baskets/boxes per team

### Preparing the Game

1. Make copy of the verse per team and cut it apart into as many parts as there are items per team. Number these verse pieces in order.
2. Make a sign per team of the verse. If you have a lot of non- or early readers, write the verse in easy to read print, numbering each word/section that correspond to the sections on the cut-up version of the verse. If your children are all proficient readers, do not write the verse on the poster board, but simply draw lines and number them 1-10, corresponding to the 10 verse pieces.
3. Write down and cut out the numbers used on the verse pieces and put in a little bag or jar.
4. Use masking tape to mark starting line. Tape the verse pieces to the items and make a pile for each team at the far end of the relay area.
5. Place items for each team in a basket and place at each team's starting point. Place the other baskets at the other end of the relay area.

### Learning the Verse

Some or all of your children may be non- or early readers. Teach the verse in sections, having them say it after you. Repeat a few times. Add clapping or other movement as they say it.

### Directions

1. If desired, lead the children in a discussion of a **FEW** of the most important questions before beginning game.
2. Explain the game to them as follows:

Divide the children into teams and have them line up at a start line. Have the whole group say the verse together. Then draw a number from the bag. Tell the first person in each line to pick an item from the basket at the starting line. They are to put it on their head, and balance it down to the other end. If they drop the item, they just pick it up and continue from that point. When they get there, they are to put their balanced item in the basket and then say the verse to the leader. The leader will then give them the piece of verse with the number on it that was drawn. The two children then rush back to their team with the verse piece and sit down at the back of the line. When all items have been taken down to the other end and all verse pieces retrieved, have been retrieved, they will then put all the pieces in verse order. If working with less confident readers, point out to them that they can use the sign you made and the numbers in the verse pieces as hints to help them line it up properly. After getting it in order, the team will finish by saying the verse all together. The first team to do so, wins.

### Non-competitive Option

Don't divide the children into teams. Have them say the verse together, then have one child retrieve the correctly numbered verse piece for the group. Everyone assembles and says the verse together at the end.

### Optional TAKING IT TO OTHERS Activity: Quiz Questions

Have the children choose a few of the questions from the game to ask the parents/other children during TAKING IT TO OTHERS time. Help pre-readers by whispering the question in their ear and letting them ask it aloud to the parents/other children. Make sure you read the Bible verse aloud before you ask your questions.

Directions:

1. Write words to song in large print before class.
2. Play the song for the children, helping them follow along on the song sheet.
3. Discuss the song, using a few questions from the discussion sheet. *Don't use them all!*
4. Introduce sign language for key words of your choice from sign language sheet for your song. Use as few or as many as you think the children can learn.
5. Sing and sign the song. Sign language as well as large format lyrics and sheet music are found in the PFI Unit Songbook or online.
6. If desired, play the Song Game.

**Optional TAKING IT TO OTHERS Activity: Presenting and Singing the Song**

1. Sing and sign the song, encouraging the watching children/parents to join in.
2. Ask the class some of the questions listed below. The Bible Truth Connection Question is particularly good to help them understand how the song ties in with the Bible Truth.

**Whoever Make a Practice of Sinning**

Whoever makes a practice of sinning is of the devil,  
for the devil has been sinning from the beginning.

*But wait! There's good news!*

But the reason the Son of God appeared,  
Was to destroy, destroy the devil's works.  
But the reason the Son of God appeared,  
Was to destroy, destroy the devil's works.  
(And He did it!)

First John Three, verse eight.

**Listen to it on PFI ESV Songs 6, Track 9**

## Song Game: Sign It, Say It, What Does It Mean?

### Materials

Sign Language signs used in song, particularly choose words with important meanings you want the children to learn, such as "grace", "redeem", etc. Bag or bowl

### Preparing the Game

1. Cut out signs and put in bowl.

### Playing the Game

1. Practice the song and signs until the children know them well. Then put all the signs we've learned in this bag/bowl and mix them up.
2. Ask one of the children to choose a sign, but not show it to anyone...but you, if they need some help.
3. Ask the child to do the sign for the rest of the children and see if the other children can guess which one it is. Do the sign with the child, if desired.
4. When the children guess the sign, ask them the meaning of the word. If no one guesses the sign, put it back in the bowl to be picked again.
5. Choose another child to pick a new sign from the bag and continue.

NOTE: You might want to sing the song after you do each word or couple of words.

Directions: Read and discuss Bible Truth, using a FEW of the questions. Play game. Feel free to modify the game to fit your children.

### General Story Questions

1. What did God proclaim about His creation at the end of Day Six? *It was very good.*
2. What was special about the Garden of Eden the Lord made for Adam and Eve? *It had everything they needed. It had two special trees in it: the Tree of the Knowledge of Good and Evil; and, the Tree of Life.*
3. How did Adam and Eve glorify God by obeying His command to not eat from the Tree of the Knowledge of Good and Evil? *They showed they were satisfied in God and His good ways. They wanted nothing other than what God had chosen for them.*
4. What did Satan no longer want to do when his spirit darkened? *He did not want to worship and obey God. He wanted to be worshiped and obeyed, himself.*
5. Why did Satan and the other angel fail in their rebellion against God? *Because God is all-powerful. Angels are only creatures. They could never defeat God.*
6. What did God do to Satan and the rebellious angels? *He threw them out of heaven and cast them into hell, putting them in eternal chains until Judgment Day.*
7. What is the name for the fallen angels? *Demons.*
8. Why did God send Satan and the other angels to their final eternal punishment right after they rebelled? *We do not know. We have to trust God's perfect wisdom.*
9. Why did Satan want to tempt Adam and Eve to rebel of all the creatures on earth? *They alone had spirits to know and love God. They were the crown of His creation.*
10. Why did Satan choose to use the serpent to tempt Adam and Eve? *Because he was crafty and clever. His natural gifts would be good to use to tempt them.*
11. What question did Satan ask Eve about the trees in the Garden of Eden? *"Why did God say they couldn't eat from them?"*
12. Which was the only tree God said they could not eat from? What would happen if they did? *The Tree of the Knowledge of Good and Evil. They would die.*
13. What did Satan say would really happen to them if they ate from the Tree? *They would not die, but their eyes would be opened and they would be wise like God, knowing good and evil.*
14. What was tempting to Eve about eating the fruit? *It was beautiful, it looked good to eat, she thought it would make her wise like God.*
15. What happened inside Eve's heart? *Became dissatisfied with what God had for them.*
16. What was Adam's sin? *He did not speak out against the serpent, he did not stop Eve from taking the fruit, he ate the fruit, himself. He was dissatisfied with God's good plan.*
17. What really happened when they ate the fruit? *Their fellowship with God was broken. They experienced pain and suffering for the first time.*
18. What did Adam and Eve do after they ate the fruit? *They used fig leaves to cover themselves up and they hid from God in the shrubs of the Garden of Eden.*
19. Why wouldn't Satan rejoice always? *Jesus would save God's people from their sins and crush Satan*

### Bible Truth Connection Questions

1. What does our story have to do with our Bible Truth? *This is the story of how Satan rebelled against God and then tempted Adam and Eve to rebel, also.*
2. How is sin dissatisfaction with God and His good ways? *When someone sins they show that they do not think that who God has made them and what He has planned for them is what is best for them. They think that something else would be better.*

**Bible Verse Connection Question**

1. What does the story have to do with our **Bible Verse: 1 John 3:8**: "Whoever makes a practice of sinning is of the devil, for the devil has been sinning from the beginning. The reason the Son of God appeared was to destroy the works of the devil."?

*This is the story of how Satan began sinning and tempted the first people to sin against God, too. This is how they became "of the devil" instead of "of God." They chose to, like Satan, rebel against God and live their own way, not God's good way. But, it is also the story of God's promise to send Jesus, the Son of God, to save them and to destroy the devil's work.*

2. Who did the devil use to tempt the first people to sin? *The serpent.*

3. How did Adam and Eve become "of the devil" when they sinned? *They chose to rebel against God. They no longer wanted to keep on loving, trusting and pleasing God.*

**Life Application Questions**

1. How does Satan tempt us to be dissatisfied with God? *Like Adam and Eve, he whispers lies to us that God's ways for us are not as good as doing things our own way, in our own timing.*

2. We are all sinners who deserve God's just punishment for disobeying His good ways, but God offers us forgiveness for our sins. How can we have God's forgiveness? *By turning from our sins, confessing them to God and trusting Jesus as our own Savior.*

**ACTS Questions**

1. What is something we can praise God for being that we learned in our story?

*Praise God for being so merciful to sinners by promising them a Savior.*

2. What is something we can confess as sin that we learned in our story?

*Confess that many times we sin when we are tempted, just like Adam and Eve. We deserve God's punishment. We need a Savior!*

3. What is something we can thank God for that we learned in our story?

*We can thank God for sending Jesus, at just the right time, just as He promised.*

4. What is something we can ask God for that we learned in our story?

*We can ask God to work in our hearts, helping us to turn away from our sins and trust Jesus as our own Savior. We can ask Him to work in our hearts that we would say no to temptation and obey Him. We can ask Him to give us hearts satisfied with what He gives us, instead of greedy for more.*

**The Gospel**

1. What is the good news of the Savior that God promised to sinners, even beginning with Adam and Eve? What is the gospel?

*God is the good Creator and King of the world. He made people to worship Him and live by His good laws. But we are all sinners who have rebelled against Him. We all deserve death--God's just, eternal punishment for our sins. How terrible! But God has good news for us. In His great mercy, God sent His Son Jesus to earth to save sinners. Yes, Jesus, the perfect Son of God, left His home in heaven and became a man. He lived the perfect life that pleases God. (He's the only one who has ever done that!) He offered it up to God His Father as the perfect sacrifice for sins when He suffered and died on the cross. Then, on the third day, Jesus rose from the dead in victory. He had fully paid for the sins of God's people, so they wouldn't have to! Now all who turn away from their sins and trust in Jesus as their Savior will receive forgiveness of sins and eternal life with God. They will be His very own special people who will know Him and enjoy Him forever. We can be God's people, too, if we turn from our sins and trust in Jesus as our own Savior.*

## Game: What's in the Box?

### Materials

10-20 Various props or pictures with an association with the story  
Paper and Marker  
Large box or basket  
Story Review Questions

### Preparing the Game

1. Choose 20+ questions for your game from the Story Review Discussion Questions, or make up your own.
2. Place the props/pictures in the box.

### Playing the Game

Divide the children into two teams. Teams will take turn having one of their members reach into the box and pull out a story prop/picture. He will show it to his team and they will come up with an answer as to how that particular prop relates to the story. A correct answer wins 2 points for the team. The team can double their points if they can also tell something from the story they learned about God or about how He wants His people to live. If the team is unable to come up with an answer, then the other team can give an answer for 1 point. For extra fun, you can add some props/pictures that have nothing to do with the story, making the children eliminate them....or even try to think of way it could be added to the story.

Game continues until all children get to pull out a prop/picture,, or as number of questions, time, and attention span allow.

### Non-competitive Option

Have the children sit down in a circle around the box. Have the children take turns pulling props/pictures out of the box for the other children to tell what it has to do with the story.

### Optional TAKING IT TO OTHERS Activity: Quiz Questions

Have the children choose a few of the questions from the game to ask the parents/other children during TAKING IT TO OTHERS time. Help pre-readers by whispering the question in their ear and letting them ask it aloud to the parents/other children.

**CASE REPLAY ACTIVITIES**

Use this guide to review the Case Story and act it out for others to enjoy!

**CASE REPLAY, JR: YOUNGEST CHILDREN**

**Description:** The children will act out the story together, everyone doing the same action/sound effect at the same time. This activity is most suitable for kindergarteners.

**Materials**

The Case RePlay, Jr. script for younger children

**Preparation**

1. Read through the script and write in the blanks along the side possible actions/sound effects the children could do to act it out.

**Instructions**

1. Tell the children that they will be re-enacting the story together as you tell it.
2. As you read the script, lead the children in actions/sound effects to do with you.
3. If desired, you can read the script and stop at certain sentences and ask them what a good action/sound effect would be to act out what you just read.
4. Repeat the re-enactment one or two times more.

**CASE REPLAY, SR: OLDER CHILDREN**

**Description:** The children act out the story as a three-scene play. You will narrate it using the Case RePlay, Sr. script and they will act it out (no spoken words, for the most part), with each child assuming a different character's role. This activity is most suitable for first grade and up. You will review the story, then practice it a few times before performing it for others.

**Materials**

The Case RePlay, Sr. script  
White board or other large format paper  
Costumes and props

**Preparation**

1. Prepare for the play by choosing costumes and props for each character in the story. Decorate the area with any scenery props.
2. Write the words "Beginning," "Middle," "End" on a large piece of paper/whiteboard with plenty of space under each heading. You will use this paper to help the children think about the story as a three-scene play, as it is presented in the script.

**Instructions**

1. Tell the children that they will get to act out the story as a three-scene play, with a beginning, middle and end section. Tell them that before they can act it out, they need to think it out. as you narrate it with your script.
2. Take the children's answers as they recount the story, helping them put key incidents in the right order.
3. If desired, when they have filled in their Beginning, Middle, End, read through your whole (real) script, so they hear exactly what you will have them act out.
4. Then tell the children that it's time to practice acting out the story.
5. Assign parts to each child. If you are using costumes, do NOT give them out at this point. They will be a distraction.
6. Have all the children sit on the floor or in chairs on one side of the "stage," then call the characters up in place as their part in the story comes.
7. As you read the script, guide the children in where you want them to move or do to act it out.
8. After going through the whole script once, give out any costumes and props and act out the script once or twice more.

**Optional TAKING IT TO OTHERS Activity: Re-enacting the Story**

Read the script as the children act out together (younger) or assuming different roles (older) as the other children or the parents watch.

**CASE REPLAY, JR--YOUNGER KIDS (KINDERGARTEN) P.2**

“Welcome to our play! The name of our story is called: The Case of the Great Rebellion.

This is an Old Testament story. It takes place in the Garden of Eden, back in the beginning of the world.

And now we present: “The Case of the Great Rebellion.”

**Scene 1:**

At the end of Day Six, God proclaimed all of His creation to be very good, just as He planned it to be. Everything from angels in heaven to all the creatures of earth take joy in God’s creation, too. The humans were the crown of God’s creation. God had placed them in the Garden of Eden where they had all they needed and enjoyed close fellowship with Him. They reflected their perfect satisfaction with God and His good ways by not eating the fruit of the Tree of the Knowledge of Good and Evil, just as God had commanded. They looked forward to the blessing of being forever satisfied in fellowship with God by one day eating from the fruit of the Tree of Life. But somewhere, somehow after God had created the world, Satan’s spirit darkened with dissatisfaction. He did not want to worship and serve God, but be worshiped and served himself. Satan gathered other dissatisfied angels to himself and led them in a rebellion against God. Satan hasn’t a chance of victory. God is all-powerful and perfectly holy. God defeats Satan and casts him and the other demons out of heaven into gloomy pits of hell, bound in eternal chains.

**Actions:**

---

---

---

---

---

---

---

---

**Scene 2:**

Satan plans to tempt humans into dissatisfaction and rebellion against God, too. He chooses to use the clever serpent to tempt them. He comes to Eve in the Garden of Eden and pretends to be surprised that God would not let them eat any of the fruit in the Garden. Eve says they can eat the fruit from every tree, except the Tree of the Knowledge of Good and Evil, because they will die. She even says they aren’t supposed to touch it (which God did not say). Satan lies to Eve, telling her that they will not die but their eyes will be opened and they will be like God, knowing good and evil. Eve becomes dissatisfied with God and distrustful of His good ways. She sees how delicious the fruit looks and believes Satan’s lies that it will make her wise. She takes some fruit and eats it. She gives some to Adam and he eats it, also.

---

---

---

---

---

---

---

---

**Scene 3**

Adam and Eve’s eyes are opened, but they are not wiser. Instead they experience separation from God and the pain of sin. It is terrible. They are ashamed. They cover themselves with fig leaves and hide from God in the Garden of Eden. Satan rejoices, but we know that he will not rejoice forever. One day Jesus would come to save His people by dying on the cross. Once more they would know the wonderful, perfect satisfaction of fellowship with God.

---

---

---

---

---

---

---

---

**Bible Truth Tie-In:**

The Bible Truth we are learning is: **Angels and People Rebelled against God in the Beginning.** This is the story of how Satan rebelled against God, and then tempted Adam and Eve to rebel, also. And, it’s the story of the God’s first promise to send a Savior to save them from their sins.

## **CASE REPLAY, SR--OLDER KIDS (1ST GRADE AND UP) P.3**

"Welcome to our play! The name of our story is called: The Case of the Great Rebellion.

This is an Old Testament story. It takes place in the Garden of Eden, back in the beginning of the world.

The characters in our story are: God, angels, Satan, bad angels (demons), Adam and Eve, the serpent, Jesus.

And now we present: "The Case of the Great Rebellion."

### **Scene 1: (Beginning)**

At the end of Day Six, God proclaimed all of His creation to be very good, just as He planned it to be. Everything from angels in heaven to all the creatures of earth take joy in God's creation, too. The humans were the crown of God's creation. God had placed them in the Garden of Eden where they had all they needed and enjoyed close fellowship with Him. They reflected their perfect satisfaction with God and His good ways by not eating the fruit of the Tree of the Knowledge of Good and Evil, just as God had commanded. They looked forward to the blessing of being forever satisfied in fellowship with God by one day eating from the fruit of the Tree of Life. But somewhere, somehow after God had created the world, Satan's spirit darkened with dissatisfaction. He did not want to worship and serve God, but be worshiped and served himself. Satan gathered other dissatisfied angels to himself and led them in a rebellion against God. Satan hasn't a chance of victory. God is all-powerful and perfectly holy. God defeats Satan and casts him and the other demons out of heaven into gloomy pits of hell, bound in eternal chains.

### **Scene 2: (Middle)**

Satan plans to tempt humans into dissatisfaction and rebellion against God, too. He chooses to use the clever serpent to tempt them. He comes to Eve in the Garden of Eden and pretends to be surprised that God would not let them eat any of the fruit in the Garden. Eve says they can eat the fruit from every tree, except the Tree of the Knowledge of Good and Evil, because they will die. She even says they aren't supposed to touch it (which God did not say). Satan lies to Eve, telling her that they will not die but their eyes will be opened and they will be like God, knowing good and evil. Eve becomes dissatisfied with God and distrustful of His good ways. She sees how delicious the fruit looks and believes Satan's lies that it will make her wise. She takes some fruit and eats it. She gives some to Adam and he eats it, also.

### **Scene 3: (End)**

Adam and Eve's eyes are opened, but they are not wiser. Instead they experience separation from God and the pain of sin. It is terrible. They are ashamed. They cover themselves with fig leaves and hide from God in the Garden of Eden. Satan rejoices, but we know that he will not rejoice forever. One day Jesus would come to save His people by dying on the cross. Once more they would know the wonderful, perfect satisfaction of fellowship with God.

### **Bible Truth Tie-In:**

The Bible Truth we are learning is: **Angels and People Rebelled against God in the Beginning.** This is the story of how Satan rebelled against God, and then tempted Adam and Eve to rebel, also. And, it's the story of the God's first promise to send a Savior to save them from their sins.



## A Bite of Forbidden Fruit

### Description

Children will make a puppet face of Adam or Eve with mouth that opens and eats an alluring, sequin-covered piece of fruit from the Tree of the Knowledge of Good and Evil.

Note: You may want to choose the paper version for the youngest children to avoid the use of the straight pins.

### Materials

#### Puppet:

White cardstock

Markers

Clothespins, 1 per child

Glue gun and glue sticks

Optional: Hair-colored Yarn and glue

#### Paper Version of Fruit:

White Cardstock

Craft glue and Sponge pieces (to use to apply glue)

Sequins

#### Styrofoam Ball Version of Fruit:

2" diameter Styrofoam ball

Sequins

Straight pins, preferably with balls on heads of pins

White Card Stock

### Preparing the Craft

#### Puppet

1. Copy Puppet Pattern #1 onto white card stock. Cut out. Fold along straight lines, so that the middle of the

mouth folds to the inside.

2. If using yarn, divide it into hair length amounts.

#### Paper version of Fruit

1. Copy paper fruit Pattern #2 onto cardstock. Cut out.

2. Set out dishes of sequins, glue and the sponge pieces.

#### Styrofoam version of Fruit

1. Set out dishes of sequins and straight pins.

2. Copy leaf of fruit Pattern #3 onto cardstock. Cut out, one or two per child.

### Making the Craft

Show the sample of the craft you have made.

#### Puppet:

1. Have children color face of Adam or Eve with markers. Add hair, if desired.

2. Glue clothespin to each side of the back of the folded mouth with glue gun.

3. As the child pinches the clothespin legs together the mouth will open.

#### Paper Fruit:

1. Color in leaves. Spread glue over fruit. Stick sequins on top of glue. Do back side, if time allows.

#### Styrofoam Fruit:

1. Color in leaves.

2. Cover the ball with sequins by sticking a straight pin through the hole of each and sticking them into the ball.

Stick leaves into top of Styrofoam ball.

### Optional TAKING IT TO OTHERS Activity: Craft Presentation

If you are presenting the craft to other children or parents the children can hold up their crafts (or your model

**CASE CRAFT**  
**Discussion Guide**

**Instructions:**

As the children are settled into making their craft, ask them these questions to help them understand the craft's significance. Use the answers provided to guide the children's answers.

**Discussion Questions**

1. Who on earth did Satan also want to rebel against God? *Adam and Eve.*
  
2. What did Satan tempt Adam and Eve to do? *To eat from the Tree of Knowledge of Good and Evil.*
  
3. How did Satan deceive Adam and Eve? *He persuaded them that they should be dissatisfied with God and distrust that He planned what was best for them.*
  
4. What is the Bible Truth that we are learning? *Angels and People Rebelled against God in the Beginning.*
  
5. What does our craft have to do with our Bible Truth: Angels and People Rebelled against God in the Beginning?  
*Adam and Eve decided to NOT be satisfied with God and His good ways and instead to believe Satan's lie that God was keeping something good away from them by not letting them eat the forbidden fruit.*
  
6. What can this craft help us remember?  
*We will often be tempted to rebel against God and His good ways, but only in Him will we find the life we are meant to live. God's way is the only right way. God's way is best. God wants us to stand firm and keep trusting in Him.*

**TAKING IT TO OTHERS**  
**Craft Presentation**

**Instructions:**


Have children hold up your model craft/their crafts. Choose five children (or you say) the five sections below to explain the craft's importance.





**Presentation:**

1. Our craft is: A Bite of Forbidden Fruit.
  
2. In the Garden of Eden, Satan tempted Adam and Eve into taking a bite of forbidden fruit, deceiving them that they would be more satisfied living outside of God's ways than with Him, inside of them.
  
3. Bible Truth 1 is: Angels and People Rebelled against God in the Beginning.
  
4. Adam and Eve decided to NOT be satisfied with God and His good ways and instead to believe Satan's lie that God was keeping something good away from them by not letting them eat the forbidden fruit.
  
5. Our craft can help us remember that we will often be tempted to rebel against God and His good ways, but only in Him will we find the life we are meant to live. God's way is the only right way. God's way is best. God wants us to stand firm and keep trusting in Him.

Note: Even non-readers can participate in presenting the craft, if you will whisper what they are to say in their ear and let them say it aloud for the others to hear.


Craft Pattern #1  
Puppet Face





Craft Pattern #3

Leaves Template





**BEFORE CLASS:****1. PICK YOUR PERSON**

VIPPs can be anyone in your church! Typically, they fall into 6 categories: Church staff, Elders, Deacons/deaconesses, Special Volunteers (people who aren't paid, but spend a lot of time helping out in particular ways), Supported Workers (aka missionaries), and Church Members.

**2. GATHER YOUR FACTS**

Use the VIPP Information Sheet to write down the facts about your VIPP. The information on this worksheet is used in the VIPP activities, listed in the "Choose an Activity" section below.

**DURING THE ACTIVITY:****1. INTRODUCE YOUR VIPP**

Introduce your VIPP to the children, using the VIPP Information Sheet. Fill in a set of VIPP Clue Cards with the information for your VIPP. If desired, you can even have the actual person come into class for the children to meet.

Need help describing what someone does for the church in a kid-friendly way? Check out the list of common VIPPs on the Praise Factory website in the PFI resources. There are lots of kid-friendly descriptions for common VIPP's, such as pastors, elders, deacons and a lot more.

**2. PRAY!**

Lead the children in praying for the VIPP. Ask the children if they would like to pray for one of the VIPPs prayer requests. Even non-readers can pray for the VIPP if you whisper the prayer request in their ear, then let them say it aloud. Never force a child to pray!

**3. CHOOSE AN ACTIVITY**

There are two activities you can use to help the children learn about the VIPP:

**VIPP Clue Cards:** These are nine coloring sheets in which children fill in the nine things they learn about the VIPP from the VIPP Information Sheet. Photocopy a set of each child. Use as few or as many of these Clue Cards as you desire. Clue Cards found at the back of this book.

**VIPP Game:** This is a game that uses a set of Clue Cards for one or two VIPPs.

Choose a VIPP and fill in his/her information on the VIPP Information Sheet. Fill in a set of VIPP Clue Cards with the information for your VIPP. Tell the children about the VIPP, having them fill in the VIPP Clue Cards with the key facts as they learn them. Write any words the children need to write on a white-board or other piece of paper so they can see how to spell them. Help younger children write these words on their clue cards. Ideas for how to tell the children about many common VIPPs are listed at [praisefactory.org](http://praisefactory.org) with the resources for this Bible Truth.

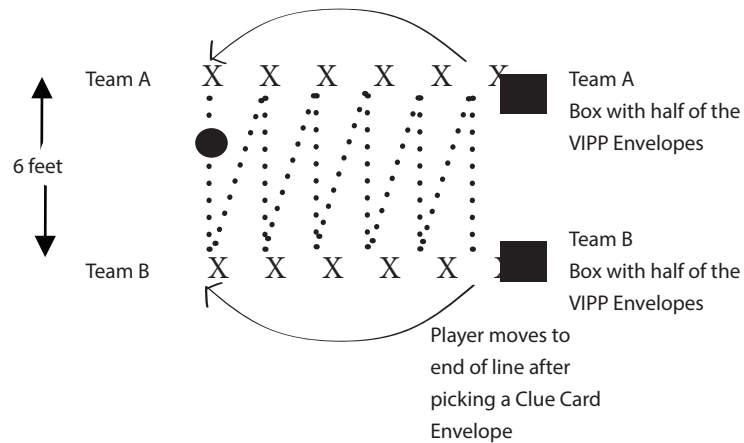
**Optional TAKING IT TO OTHERS Activity: Introduce and Pray for the VIPP**

If you are presenting the VIPP to other children or parents you can assign children to hold up the 10 clue cards and say what each card tells about the VIPP. (Or, you can have the children hold them up as you tell what each one means.) Then lead the children in praying for the VIPP.

## Game: Ball Roll Review

### Materials

Information Sheet for one VIPP  
 2 Set of Clue Cards  
 Ball  
 8 8.5" x 11" Manilla Envelopes  
 Tape  
 Pen and Markers  
 2 Boxes



### Preparing the Game

1. Fill in one set of clue sheets for the VIPP you are using.
2. Tape the other (blank) set of Clue Cards to the outside of the manilla envelopes.
3. Put the filled-in clue cards in the corresponding envelope.
4. Put half the Clue Card Envelopes in one box and the other half in the other box. These are the Team A and Team B Boxes.

### Playing the Game

**Reveal:** Tell the children about the VIPP, showing them your filled-in clue cards as you tell about them.

**Review:** Have the children break into two even groups and sit down on the floor facing each other, with about a 6' spread between the 2 lines (see diagram above). For Round 1, Give the ball to the first child in Team A and have them roll it across to the child on Team B directly across from them. Then, that Team B child rolls it back across to the next child on Team A, etc. all the way down the line to the last child on Team B. The last child to get the ball will then pick a Clue Card envelope out of their team's box. They (or the teacher) will tell the group and the Clue Card category by looking at the picture of the Clue Card on the outside of the envelope. Have the children try to remember the VIPP's answer to the category. If the class gets it right, the category is "retired". If they get it wrong, then it gets put back in the pile of category envelopes. The child who picked the Clue Card, then takes their place at the other end of the line. They begin Round 2 by rolling the ball to the first person on Team A, etc. This time, the ball will end up with the last child in the Team A line. ending with the last child in the other line, who gets up and chooses a clue from their Clue Card box. Continue until all the clues have been chosen/answered correctly.



**VIPP INFORMATION SHEET**

**VIPP NAME:**

\_\_\_\_\_

**WHAT VIPP LOOKS LIKE**

Man or Woman? \_\_\_\_\_

Hair color? \_\_\_\_\_

Eye color? \_\_\_\_\_

**FAVORITE ANIMAL**

\_\_\_\_\_

\_\_\_\_\_

**FAVORITE FOOD**

\_\_\_\_\_

\_\_\_\_\_

**FAVORITE FREE TIME ACTIVITY**

\_\_\_\_\_

\_\_\_\_\_

**WHAT VIPP DOES DURING WEEK**

\_\_\_\_\_

\_\_\_\_\_

\_\_\_\_\_

\_\_\_\_\_

**VIPP GROUP OF SERVICE:**

Church Member

Deacon

Elder

Church Staff

Special Volunteer

Supported Worker  
(Missionary)

**3 WAYS VIPP SERVES CHURCH**

\_\_\_\_\_

\_\_\_\_\_

\_\_\_\_\_

\_\_\_\_\_

\_\_\_\_\_

\_\_\_\_\_

\_\_\_\_\_

\_\_\_\_\_

**3 WAYS TO PRAY FOR THE VIPP**

\_\_\_\_\_

\_\_\_\_\_

\_\_\_\_\_

\_\_\_\_\_

\_\_\_\_\_

\_\_\_\_\_

\_\_\_\_\_

\_\_\_\_\_



## **BIBLE TRUTH 1, LESSON 2: PLANNER/OVERVIEW**

### **GETTING STARTED: Welcome and Opening Songs** *(introduce unit and get kids moving with these songs)*

**Welcome to Praise Factory:** PFI: Praise Factory Investigators Theme Song *PFI ESV Songs 6, Track 1*

**Rules to Help Us Worship God and Love One Another:** WoGoLOA Classroom Rules Song  
*PFI ESV Songs 6, Track 2*

**Big Question Under Investigation:** Big Question 6 Songs *PFI ESV Songs 6, Tracks 3,4*

**Big Question Bible Verse:** Romans 5:12 Song: Sin Came Into the Word *PFI ESV Songs 6, Track 5*  
*Extra Bible Verse Song: Sin Came into the World (version 2) PFI ESV Songs 6, Track 6*  
*Extra Bible Verse Song: You Must Not Eat, Eat, Eat: Genesis 2,3 PFI ESV Songs 6, Track 7*

### **DIGGING DEEP DOWN: Key Concept and Story** *(introduce the Bible Truth and tell the related story)*

**Bible Truth 1:** Angels and People Rebelled against God in the Beginning

**Bible Truth Hymn:** This Is My Father's World, v.3 *PFI ESV Songs 6, Track 8*

**Bible Verse:** 1 John 3:8

**Bible Verse Song:** Whoever Makes a Practice of Sinning *PFI ESV Songs 6, Track 9*

**Lesson 2 Story of the Saints:** The Case of the Rotten Wretch

### **TAKING ACTION: Response Activities** *(choose from among these activities)*

**Snack and Discussion Planner:** Saved on a Stormy Sea

**ACTS Prayer:** Prayer Sheet

**Bible Truth Review:** Discussion Questions and Game: Circus Lions

**Bible Truth Hymn:** This Is My Father's World, v.3 *PFI ESV Songs 6, Track 8*  
Song, Sign Language and Song Game: Pass the Secret Sign **PFI ESV Songs 6 BOOK or ONLINE**

**Bible Verse Review:** 1 John 3:8 Discussion Sheet and Game: Bowling Ball Verse

**Bible Verse Song:** Whoever Makes a Practice of Sinning 1 John 3:8 *PFI ESV Songs 6, Track 9*  
Song, Sign Language and Song Game: Mimic Me! **PFI ESV Songs 6 BOOK or ONLINE**

**Story Review:** Discussion Questions and Game: Egg Toss

**Case Replay, Jr: Drama Activity for Youngest Children** (children do same story actions together)

**Case Replay, Sr: Drama Activity for Most Children** (children re-tell story with individual parts)

**Craft:** Strapped to a Steering Wheel in a Storm

**VIPP (Very Important Prayer Person) Prayer Time:** Coloring Sheets (back of book), Game: Over, Under & Throw

### **TAKING IT HOME: Take Home Sheet for Review and Family Devotions**

**PFI Pronto:** Bible Truth 1, Lesson 2 **PFI ESV PRONTOS 6 BOOK or ONLINE**

**The Case of the Rotten Wretch**

by Connie Dever

**Our story is called:****The Case of the Rotten Wretch.****As you listen to the story, see if you can figure out:**

1. Who was the rotten wretch? What was so rotten about him?
2. How did he change from being a wretch?

This story doesn't take place in Bible times. It starts out around 1730 in Warring, England.

Not far from the docks of the River Thames, where the great merchant ships unloaded their rich cargo from around the world, there lived a young mother named Elizabeth Newton and her only child, John. Anyone could see from looking at her that Elizabeth was sick. Her weak, thin body and terrible, cough pointed to one thing: consumption—or tuberculosis, as we call it today. There was no cure for it back then. It was only a matter of time until she would die.

Little John was only six years old, but he could see what was happening to his mother's body. But there was something else about her that he noticed, too: love, peace and joy. He knew she loved God with all her heart—and, that she wanted him to love God, too. She was determined to fill his little mind and heart with as much about God as she could, before she died.

While just a baby, Elizabeth began to sing hymns to John. When he was three, she taught him to read the Bible. She gave him Bible verses and the godly sayings that Isaac Watts had written for children to memorize: Sayings like: 'Good children must, Fear God all day; Love Christ always; Parents, obey, In secret, pray; No false thing say; mind; little play; By no sin stray; make no delay, in doing good.' John was a quick learner and Elizabeth a persistent teacher. Soon many of these sayings and verses were planted in his mind.

Of all the things Elizabeth wanted to make sure John knew before she died, she wanted him to know the gospel most of all. "We are all sinners in need of a Savior, John," she had told him. Back in the beginning, Adam and Eve knew perfect fellowship with God. They knew God and loved Him and obeyed Him. But Satan led some of the angels to rebel against God; then, he tempted Adam and Eve to rebel against God, too. Adam and Eve broke fellowship with God and chose to do things their own way, instead. They deserved

death—God's punishment for sin. But God is so rich in mercy, so amazing in grace that He sent His Son Jesus to defeat Satan and pay for the sins of all who would turn from their sins and trust Him as their Savior," she told him.

"John, like Adam and Eve, we have also rebelled against God," she said. "But also like them, He has not left us without hope. God calls each of us to make: a choice to keep living a life in rebellion against Him; or, to turn from our sins, trust in Jesus and be forgiven. We can be God's dearly loved people!"

"John, I pray that you will choose to trust in Jesus and grow up one day to encourage others to choose Him, too," she urged him.

Day after day, Elizabeth kept teaching her little son, until at last her weak body gave out and she died—just two weeks before little John's seventh birthday. How terrible it must have been for John to lose his dear mother at such a young age! But how much worse it was for John, since his father—a sea captain—was thousands of miles away in the Mediterranean Sea, loading his merchant ship with spices, cloth, and tea. And he would not be home for months!

Even when his father did get home, life became so very different for little John. The captain loved his little boy, but he did not love God as his wife had. Now, there was no one to take John to church or read the Bible to him. There was no one who cared what kind of friends he played with or that he went to school at all. On John's eleventh birthday, his father took him out of school and brought him to live on his merchant ship.

Life on the sea was exciting, but it wasn't good for John. The sailors taught John to curse and do many other bad things. John knew these things were sinful, but he did them anyway. Soon he even loved doing them. In his heart, John still remembered all his mother

**Story-telling Tips**

Ahead of time:

1. Read the Bible verses and story. Pray!
2. Create story cue cards on index cards (or highlight text).
3. Practice telling story dramatically, timing your presentation. Shorten, if necessary to fit your allotted time.
4. Decorate area with story props that help bring your story alive.

During your presentation:

1. Maintain as much eye contact as possible as you tell the story. Point to/use props at important points in the story. Include the kids in your story with a few questions about what they think will happen or words/concepts that might be new to them.
2. Watch the kids for signs that their attention span has been reached. Shorten, if necessary.

**STORY OF THE SAINTS**

had taught him: "Turn from your sins, trust in Jesus as our Savior." But John kept on rebelling. He turned away from God and tried to turn others away from Him, too.

After six years sailing with his father, John began to work as a sailor on other ships. With each ship, John's behavior became worse. He made up mocking songs about his captains and would sing them to their face. Not satisfied with regular cuss words, John thought up new ones. The other men called him the "Great Blasphemer" for the awful way he would curse God. John did whatever he could to tempt others to sin, too.

John quickly made enemies. Once, he tried to run away from his ship, only to be caught and punished. The captain treated John so terribly that John talked him into making him the servant of a slave trader in Africa—about as wicked of a job as a man could have—just to get away from the cruel captain.

And what about all John's mother had taught him about God? Had he forgotten it all now? God would have been just to let John never more remember all his mother taught him about God; but in His amazing grace, God kept bringing it to mind—especially during his many, near-death accidents. Once, a horse bucked him off his back and John landed just inches from a huge spike that would have gone right through his body and killed him. Another time, John arrived just moments too late to board a small boat with his friends, only to see the boat sink and his friends all drown. Yet another time, John was mistreated and left to die by the slave trader's wife—but rescued just in time. Each time, the Lord brought his mother's words to mind: "Turn from your sins, trust in Jesus as our Savior."

Each time John almost died, he thought about the punishment he deserved from God for his sinful rebellion and the choice he could make to receive God's amazing grace. But John kept going back to his sinful ways. It seemed John would never change.

Before long, John faced death again. This time, there really seemed no way out. John was sailing home to England on The Greyhound, a great merchant ship filled with beeswax and dyer's wood from Africa. Once more John was up to his bad ways. He refused to do any work. He cursed God in such terrible ways that even the sailors were shocked. And then when he found out that the captain was a Christian, he mocked him and tried to get him to sin. Soon, everyone hated John. They

wondered how they would endure the seven thousand mile journey home with him!

Thoughts of John were soon forgotten when a ferocious storm suddenly struck one night. Wham! Bang! A huge jolt woke John awake. A giant wave had slammed into the side of the ship. Water poured into the ship's belly. Before long the ship would sink!

"All men to the pumps! We've got to get this water out or we are sure to sink!" the captain ordered.

John and the others pumped water out of the hull as quickly as they could. During a lull in the storm, they stuffed bedding and clothes in the hole, and nailed boards over them.

Soon the winds rose again, pounding the ship. The men took turns steering the ship on deck. The winds were so powerful that many were swept off into the swirling seas. Only by tying a man to the steering post with ropes could they keep him from going overboard. At last it was John's turn to steer. Tied to the steering wheel, John worked hard to keep the ship afloat, but he had little hope.

"How much longer until the ship sinks? How much longer before I die?" John wondered. "Have mercy on us, God!" he cried out in panic.

As soon as the words slipped out, John remembered his years of willful rebellion against God. "What mercy can there be for someone like me who's done such horrible things?" he thought. Surely there is none! Surely there is only punishment now!"

Yet, there was still mercy for John! The Holy Spirit encouraged John by bringing to mind the sayings and Bible verses his mother had taught him long ago: Like Adam and Eve we have rebelled against God; but He has not left us without hope. He calls us to turn from our sins, trust in Jesus as our Savior? I pray that you will trust in Jesus and grow up to encourage others to choose Him, too," she had urged him.

John took hope. Perhaps God might save him still. If the Lord brought them through this storm, he would study the Bible to see if it were really true. Before long, the captain shouted up the incredible news: "The ship is clear of water. We are saved!"

John knew that once more the Lord had graciously saved him from death, but this time John was a changed man. For four, whole months, as the ship slowly sailed back home. John studied the Bible and tried to

remember all his mother had taught him. Always he was looking to answer his one, big question: "Could God really save such a terrible sinner as me?"

Everything he read, every time he prayed, everything he remembered, pointed to the same answer: Yes! Yes! Yes! There was still forgiveness for him, if he would repent and believe!

And that's just what John did! He turned away from his sins, and trusted in Jesus as his Savior. The Lord forgave him! His heart flooded with love and joy as the Holy Spirit worked in his heart.

This was the beginning of a new life for John Newton. Not only did the Lord lead him to become a pastor, as his mother had hoped and prayed; but the Lord also changed him from being known as the Great Blasphemer to a Great Praiser of God. John Newton became famous for composing many beautiful words of praise to God. Without even knowing it, you probably have sung one of his songs many times. It is called "Amazing Grace":

Amazing grace, how sweet the sound!  
That saved a wretch like me.  
I once was lost, but now am found.  
Was blind but now I see.

### Cracking the Case:

**It's time to answer our Case Questions.**

**1. Who was the rotten wretch? What was so rotten about him?** John Newton. He turned away from the good news of Jesus he learned as a boy and became someone who loved to curse God and do many bad things.

**2. How did he change from being a wretch?** The Lord, in His great mercy, let him feel the awfulness of his sins and the punishment he deserved, then reminded him of the good news of Jesus and helped him to repent of his sins and trust in Jesus as his Savior.

### Something for Me and You

**Our Bible Truth is: Angels and People Rebelled Against God in the Beginning**

**Our Bible Verse is: 1 John 3:8**

"Whoever makes a practice of sinning is of the devil, for the devil has been sinning from the beginning. The reason the Son of God appeared was to destroy the works of the devil."

What about you and me? Like John Newton, you and I have learned the truths of God. We know about Satan's and Adam and Eve's rebellion against God. We have heard of God's offer of salvation through Jesus and of our choice to turn from our sins and trust Him as our Savior. Will we learn from John Newton's life? What choice will we make?

Let's praise God for His gracious offer of salvation to rebellious sinners. Let's ask Him to give us hearts that choose to turn from our sins and trust in Him. Let's ask Him to make us people who spread the good news of His gracious offer to others.

*Close in prayer.*

### Closing ACTS Prayer

**A** God, we praise You for Your great patience and mercy shown to sinners, even great sinners.

**C** God, we confess that many times we choose to rebel against You and Your good ways, just like John Newton did. We need a Savior, just like he did!

**T** God, we thank You for giving us the gospel! Thank You for giving us parents who teach us about You. Thank You that no sinner is too bad to receive Your forgiveness.

**S** God, we ask that You would work in our hearts that we might turn away from our sins and trust in Jesus as our Savior. Help us to tell others the good news of Jesus. Bring them to know You, too.

# **ACTS PRAYER ACTIVITY**

Use this sheet to write down your ACTS Prayer

## **Instructions:**

Use this sheet to help the children apply the Bible Truth into a prayer. You can use the ACTS provided or even better, have the kids think of their own applications. Also have the children add their personal requests to the prayer, too. Lead the children in the prayer or let them pray sections, with your help. Never force a child to pray! Non-readers can participate by you whispering a section of the prayer into their ear and allowing them to pray it aloud for the group.

## **ADORATION:**

God, we praise You for being completely good, hating sin, yet being so merciful to sinners who turn to You.

God, we praise You for being.....

---

Add your own Adorations:

---

---

## **CONFESSION:**

God, we confess that like Adam and Eve, we have chosen to give in to Satan's temptations and rebel against You. We deserve Your punishment, too! We need a Savior!

God, we have sinned against You....

---

---

Add your own Confessions:

---

## **THANKSGIVING:**

Thank You, God for sending Your Son Jesus to save from their sins all who trust in Him.

God, we thank You for...

---

---

Add your own Thanksgivings:

---

---

## **SUPPLICATION:**

God, help us to resist the temptation to sin. Help us to be satisfied in You, trusting that Your good ways are always best--even when we don't understand them. Help us to choose to obey You rather than rebel against You. Work in our hearts, that we might turn away from our sins and trust in Jesus as our Savior.

God, we need Your help...

---

Add your own Supplication:

---

---

---

# SNEAKY SNACK

Can you figure out how this snack relates to the story?

## Snack: Snack: Saved on a Stormy Sea

Celery piece "boat" with peanut butter "deck." A oyster cracker "steering wheel" with a Teddy graham "John Newton" in front of it. (Use peanut butter to hold these upright in place.) Can add a toothpick and tortilla piece "mast" sticking up, but leaning as if about to fall down into the sea.

This is only a suggestion. Feel free to modify. Be mindful of allergy issues among your children!

**Case Tie-in:** After years of living in rebellion against God, John Newton repented of his sin and cried out to God to save him in the middle of a huge storm at sea. God heard his cry, forgave his sins and saved John.

# SOUL FOOD

Food for thought during snack time

1. What does the snack have to do with the story?

Choose a few questions from the other activity discussion sheets to talk about during this snack time.

2.

3.

4.

5.

6.

7.



Directions: Read and discuss Bible Truth, using a FEW of the questions. Play game. Feel free to modify the game to fit your children.

### **Angels and People Rebelled against God in the Beginning**

God made the world perfectly good, but it did not stay that way. In heaven, a mighty angel named Satan led a rebellion of angels against God. Nothing sinful can ever remain in God's holy presence. These rebellious angels, called demons, were cast out of heaven and thrown into hell.

Satan continued his rebellion against God by tempting Adam and Eve to rebel against God, too. Their disobedience brought sin and death into the perfect world God created.

There are many things we cannot understand about Satan, evil and sin, or why God allowed them. However, we do know that God is perfectly good, powerful and wise. His ways are perfect and are so much more than our small minds can understand.

God hates sin and will do away with it. He sent Jesus to break the power of sin and death for all who trust in Him as their Savior. And one day Jesus will return again to rid the world of sin and death, Satan and his demons forever. What a wonderful day that will be!

### **Understanding the Bible Truth**

1. How did God create the world? *Perfectly good.*
2. What changed about the world? *Sin came into the world.*
3. Who led the rebellion against God? *Satan.*
4. Why were the rebellious angels thrown out of heaven? *Because they were no longer holy. They were sinful. Nothing sinful can ever remain in God's presence.*
5. Where were the rebellious angels sent? *Into hell.*
6. How did Satan continue his rebellion against God? *Tempted Adam and Eve to rebel against God.*
7. What did Adam and Eve's disobedience bring into God's good creation? *Sin and death.*
8. What about God helps us trust Him about what we can't understand about Satan, sin and why God allowed them? *His perfect goodness, power, and wisdom. He hates sin.*
9. What did Jesus come to break? *The power of sin and death.*
10. What did Jesus do to break the power of sin and death? *He lived a perfect life and offered it up on the cross as the perfect sacrifice for the sins of all who turn from their sins and trust Him as their Savior.*
11. What will Jesus do when He returns? *Get rid of sin, death, Satan and his demons forever.*

### **Story Connection Questions**

1. How does the case story point to the **Bible Truth: Angels and People Rebelled against God in the Beginning**? *John Newton grew up knowing that like Adam and Eve, he had chosen to rebel against God. It took many years and a huge storm before John cried out to God for mercy for his sins through Jesus.*
2. How did John Newton's life after he became a Christian show that Jesus had broken the power of sin and death? *God filled his heart with the Holy Spirit. He no longer loved sin, but wanted to love God and live to please Him. Instead of wanting to get others to sin against God, he wanted them to turn to Jesus for forgiveness of sins, too.*

### **Bible Verse Connection Question**

1. What does our Bible Truth have to do with our **Bible Verse: 1 John 3:8**: "Whoever makes a practice of sinning is of the devil, for the devil has been sinning from the beginning. The reason the Son of God appeared was to destroy the works of the devil."?

*Satan was the first to sin. He was sinning from the beginning. Adam and Eve became "of the devil" when they chose to rebel against God. They no longer wanted to keep on loving and pleasing God.*

**Life Application Questions**

1. What should God's people do when they are tempted to sin? *Think about who God is and how whatever He has planned for them is best. Pray that God would show them a way out of temptation, as He promises in His Word. Ask God to give them hearts filled with more love for Him. Ask others to pray for them. Read God's Word to give them strength to resist Satan's temptations.*
2. How can we become God's people? *By turning from our sins, confessing them to God and trusting in Jesus as our own Savior.*

**ACTS Questions**

1. What is something we can praise God for because of this Bible Truth?  
*God, we praise You for being completely good, hating sin, yet being so merciful to sinners who turn to You.*
2. What are sins we can confess to God because of this Bible Truth?  
*God, we confess that like Adam and Eve, we have chosen to give in to Satan's temptations and rebel against You. We deserve Your punishment, too! We need a Savior!*
3. What is something we can thank God for because of this Bible Truth?  
*Thank You, God for sending Your Son Jesus to save from their sins all who trust in Him.*
4. What is something we can ask God for because of this Bible Truth?  
*God, help us to resist the temptation to sin. Help us to be satisfied in You, trusting that Your good ways are always best--even when we don't understand them. Help us to choose to obey You rather than rebel against You. Work in our hearts, that we might turn away from our sins and trust in Jesus as our Savior.*

**The Gospel**

1. God show His holiness and His mercy to sinful people in the good news of Jesus. Can you tell me the gospel?  
*God is the good Creator and King of the world. He made people to worship Him and live by His good laws. But we are all sinners who have rebelled against Him. We all deserve death--God's just, eternal punishment for our sins. How terrible! But God has good news for us. In His great mercy, God sent His Son Jesus to earth to save sinners. Yes, Jesus, the perfect Son of God, left His home in heaven and became a man. He lived the perfect life that pleases God. (He's the only one who has ever done that!) He offered it up to God His Father as the perfect sacrifice for sins when He suffered and died on the cross. Then, on the third day, Jesus rose from the dead in victory. He had fully paid for the sins of God's people, so they wouldn't have to! Now all who turn away from their sins and trust in Jesus as their Savior will receive forgiveness of sins and eternal life with God. They will be His very own special people who will know Him and enjoy Him forever. We can be God's people, too, if we turn from our sins and trust in Jesus as our own Savior.*

## Game: Circus Lions

### Materials

Optional funny wig, glasses, hat, etc.

Hula hoop, etc.

Bible Truth Questions

### Preparing the Game

1. Choose 20+ questions for your game from the Bible Truth Discussion Questions, or make up your own.
2. Write the Bible Truth questions on small thin strips of paper (or make a photocopy of the Bible Truth Discussion Questions and simply cut them into strips) and put them in the bag/bowl.

### Playing the Game

Tell the children that they are circus lions. Have them get on all four and roar and roam like lions. Have them “jump” through a hula hoop, etc. Then tell them they are getting very, very sleepy and must lie down...on their backs...in their den. Tell them that sleeping lions lie very still, make no noise, and keep their eyes open! Tell them that you are the Lion Trainer and are trying to wake up the Sleeping, Lazy Lions to perform in the circus. Any lion that makes a move, a sound or smiles will have to get up! Put on your funny wig, glasses, hat, etc. and make your rounds, trying to catch the lions moving, making noise or to make them smile. Lions who are caught are asked to answer a question correctly as their circus trick to before they can go back to their den. Have one of the lions caught to pick a question. Read it to the whole class and take their answers. If they don't get it right, then the child/children must stay out until the next round and next correct answer. If desired, let some of the children take turns being the Lion Trainer.

Game continues as number of questions, time, and attention span allow.

### Non-competitive Option

Let all the caught lions join back into the circus, even if the class answers a question incorrectly. Put the question back in the bag for further review.

### Optional TAKING IT TO OTHERS Activity: Quiz Questions

Have the children choose a few of the questions from the game to ask the parents/other children during TAKING IT TO OTHERS time. Help pre-readers by whispering the question in their ear and letting them ask it aloud to the parents/other children. Make sure you read the Bible verse aloud before you ask your questions.

Directions:

1. Write words to song in large print before class.
2. Play the song for the children, helping them follow along on the song sheet.
3. Discuss the song, using a few questions from the discussion sheet. *Don't use them all!*
4. Introduce sign language for key words of your choice from sign language sheet for your song. Use as few or as many as you think the children can learn.
5. Sing and sign the song. Sign language as well as large format lyrics and sheet music are found in the PFI Unit Songbook or online.
6. If desired, play the Song Game.

**Optional TAKING IT TO OTHERS Activity: Presenting and Singing the Song**

1. Sing and sign the song, encouraging the watching children/parents to join in.
2. Ask the class some of the questions listed below. The Bible Truth Connection Question is particularly good to help them understand how the song ties in with the Bible Truth.

**This Is My Father's World**

**Verse 3**

This is my Father's world,  
 O let me ne'er forget,  
 That though the wrong  
 Seems oft so strong,  
 God is the Ruler yet.  
 This is my Father's world.  
 The battle is not done.  
 Jesus who died shall be satisfied,  
 And earth and heaven be one.

**Listen to it on PFI ESV Songs 6, Track 8**

**Understanding the Song**

1. Who can call the Lord his/her Father? *All who confess their sins to Him and trust in Him for forgiveness through Jesus' death on the cross.*
2. What belongs to "my Father"? *The world.*
3. What does it mean that "wrong seem oft so strong" in this world? *There are many bad and painful things that happen. Sometimes it seems like they are stronger than God and His plan.*
4. Even though wrong seems often so strong, what should believers remember? *That God is the Ruler of the world still.*
5. What battle isn't done yet? *The Lord's battle over all that is evil in this world.*
6. What does it mean that Jesus shall be satisfied? *Jesus died for the sins of all who would ever turn and trust in Him for forgiveness. He rose again and then ascended into heaven as the conqueror over sin and death for His people. For now, until all of God's plan on earth is complete and all His people from every nation and people have come to Him in faith, the battle against sin and death will continue. But one day, when all of God's plan for this earth is finished, the Lord Jesus will come back, bring an end to of sin, death and Satan in a final and everlasting victory. Then all that He had planned to accomplish with His death, will be completed, satisfied.*
7. What does it mean for heaven and earth to be one? *For God's will is perfectly done here on earth as it is in heaven. This will happen when Jesus is satisfied, when there is the final end to sin and death.*

**Bible Truth Connection Question**

1. How does this song relate to our **Bible Truth: Angels and People Rebelled Against God in the Beginning?** *The wrong in this world that often seems so strong is sin. It came into the world when Adam and Eve believed Satan's tempting lies and rebelled against God. Oh, what terrible suffering and death into God's perfect creation that day! Yet, God is still the ruler of the world, not Satan. He will fight and win over Satan, sin and death! God sent Jesus, just as He promised, to break the power of sin and death, when He died on the cross. And at the end of time, Jesus will come back and bring an end to Satan, his demons and all that is evil, once and for all. God is the Ruler yet.*

**Story Connection**

1. How does this song relate to today's story? *As John grew up, he rebelled against all his mother told him about God. He became known as the Great Blasphemer. The wrong of sin became very, very strong in him. He hated God and loved sin. It would seem that nothing could break the hold of sin upon John's rebellious heart. But God is the Ruler yet of this world, even over John's heart. He used a terrible storm to soften John's heart. He cried out to God for mercy and God heard him. He forgave his sins and gave him a new desire to love and live for Him.*

**Bible Verse Connection Question**

1. What does this hymn have to do with our Bible Verse: **Bible Verse: 1 John 3:8:** "Whoever makes a practice of sinning is of the devil, for the devil has been sinning from the beginning. The reason the Son of God appeared was to destroy the works of the devil." ?

*This hymn reminds us that because of the devil's work from the beginning, wrong (sin) often seems so strong. But, God is the Ruler yet. Jesus broke the power of sin and death when He died on the cross and rose from the dead. That is just the beginning. When Jesus comes back, He will finish off sin and death forever. The work of the devil will be destroyed and Jesus shall be satisfied once and for all time.*

**Life Application Questions**

1. How can God's people be affected by the message of this song? *They can praise God for being the true Ruler over this world. One day He will bring an end to the strong wrong of sin and death that came into the world through Satan's tempting of Adam and Eve, when Jesus returns. They can ask God to give them strength by His Holy Spirit to resist Satan's temptations to them to sin and rebel against God. They can ask Him to help them want to love and live for Him more and more.*

2. What is the best first step God wants us to take in making Him the Ruler over our lives? *Turning away from our sins, confessing them to God, and trusting Jesus as our own Savior.*

**ACTS Questions**

1. What is something we can praise God for from this hymn? *Praise God for being the Ruler of this world who will overcome all evil.*

2. What are sins we can confess to God from this hymn? *That many times we, like all people, do evil that God will one day finally punish and get rid of. We deserve God's punishment! We need a Savior!*

3. What is something we can thank God for from this hymn? *We can thank God that He has beaten death through Jesus, for all who turn away from disobeying Him and trust in Jesus as their own Savior. We can thank Him for His promise to do away with sin and evil forever one day.*

4. What is something we can ask God for from this hymn? *That God would work in our hearts that we might turn from our sins and trust Jesus as our Savior. That we might be not be discouraged by the evil in the world and the sin in our hearts, but remember that He saves all those who trust in Him and that one day all evil will be gone for good.*

**Gospel Question**

1. God is the Ruler of this world who will one day will punish and do away with all evil and sin. What hope is there for sinners like you and me? What is the gospel?

*God is the good Creator and King of the world. He made people to worship Him and live by His good laws. But we are all sinners who have rebelled against Him. We all deserve death--God's just, eternal punishment for our sins. How terrible! But God has good news for us. In His great mercy, God sent His Son, Jesus to earth as a man to save sinners. He lived the perfect life that pleases God. (He's the only one who's ever done that!) He offered it up to God His Father as the perfect sacrifice for sins when He suffered and died on the cross. Then, on the third day, Jesus rose from the dead in victory. He had fully paid for the sins of God's people, so they wouldn't have to! Now all who turn away from their sins and trust in Jesus as their Savior will receive forgiveness of sins and eternal life with God. They will be His very own special people who will know Him and enjoy Him forever. We can be God's people, too, if we turn from our sins and trust in Jesus as our own Savior.*

## **Song Game: Pass the Secret Sign**

### **Materials**

Sign Language signs used in song, particularly choose words with important meanings you want the children to learn, such as "grace," "redeem", etc. Bag or bowl

Blindfold

### **Preparing the Game**

1. Cut out signs and put in bowl.

### **Playing the Game**

1. Practice the song and signs until the children know them well.
2. Have all the children stand in a tight circle, except one, "It," who will stand in the middle of the circle, blindfolded.
3. Have the children in the circle to put their hands behind their backs. Choose a sign from the bag and hand to a child in the circle, still keeping hands behind their backs, not looking at the sign.
4. When "It" says "Pass the Secret Sign", the children will begin to pass the sign around behind their backs.
5. When "It" says "Stop the Passing!" the child who has the sign freezes with the sign behind his back.
6. The child with the sign brings it around and looks at it. You can help the child practice the sign.
7. Then take the blindfold off of "It", watch the child with the card do the sign, then have "It" guess the name of the sign. (If desired, "It" can ask another child in the circle for help with their guess.)
8. The holder of the sign then becomes "It." Sing the song with all the signs, then repeat.

choose a FEW questions for discussion, then choose the game and/or music activity

**Meditation Version: 1 John 3:8**

"Whoever makes a practice of sinning is of the devil, for the devil has been sinning from the beginning. The reason the Son of God appeared was to destroy the works of the devil."

**Understanding the Bible Verse**

1. What is sin? *Failing to obey God and His good laws in what we do or say or think.*
2. Of whom is "he who makes a practice of sinning?" What does that mean? *He is "of the devil." That doesn't mean that he becomes a devil like Satan and the other disobedient angels. Devil is a word used only for rebellious angels. It does mean that like Satan, they choose to keep rejecting God and His good ways over and over and over. They do not desire to turn away from their sins or please God.*
3. What does it mean to make a practice of sinning? *To choose to sin over and over again, not even caring that they are disobeying God. Not wanting to repent and to turn away from their sins and follow God and His good ways.*
4. Everyone sins, both people who are Christians and whose sins have been paid for, as well as people who are not Christians who keep rejecting God's offer of forgiveness. Does that mean that everyone is of the devil, even Christians whose sins have been forgiven by Jesus? *No. When someone becomes a Christian, the Holy Spirit changes their heart and their life. He fills them with more and more love for God. He helps them to turn from sin and love God more and more. They still sin, but they do not want to. They hate sin. They want to please God most of all. They are no longer "of the devil"; they are "of God". He calls them His special, adopted children.*
5. Who is the devil? *Satan is especially known as "the devil," but all of the rebellious angels are also called devils.*
6. How long has he been sinning? *From the beginning.*
7. Does beginning mean from the time God made Satan or something else? *It means something else. God called all that He made good, even all the angels. Satan was good when God created him. Sometime very soon after God created everything, something changed in Satan and he became sinful. Since he became evil so soon after all things were created, it is still called the beginning.*
8. Who is the Son of God? Why did He appear? *Jesus. To destroy the devil's work.*
9. What is the devil's work? *To dishonor God and rebel against His good ways. To ruin His good plan and His good creation.*
10. How did Jesus destroy the devil's work? *The devil tempted humans to rebel against God, too, that they might be separated from Him and face His eternal punishment. Jesus came and died on the cross to pay for the sins of all who turn and trust in Him that their fellowship with God would be restored, that they would no longer want to keep on sinning, and they would enjoy life with Him forever and ever.*
11. How did Jesus "appear?" *He was born a baby in Bethlehem; fully God, yet fully man.*
12. How will Jesus appear at the end of time? *How will He finish destroying the devil's work then? He will not come as a baby, but as the mightiest king. He will bring final judgment upon Satan and the other devils/demons, as well as all people who have refused to confess their sins to Him and be forgiven. Satan along with the other devils/demons and all who refused to believe in Jesus will be punished forever.*
13. What did the devil have to do with people becoming sinful? *Tempted them to sin.*

**Bible Truth Connection Question**

1. What does this verse have to do with the **Bible Truth: Angels and People Rebelled against God in the Beginning?** *Satan was the first to sin. He was sinning from the beginning of creation. Adam and Eve became "of the devil" when they chose to rebel against God. They no longer wanted to keep on loving and pleasing God. But oh, how wonderful that God sent His Son Jesus! Jesus was the Savior who came to rescue sinners from God's punishment that they deserved. Jesus destroyed the devil's work, when He suffered and died on the cross, then rose on the third day in victory! Now all who repent of their sins and trust in Him will be saved.*

**Story Connection Questions**

1. How did John Newton act "of the devil?" *He deliberately chose to rebel against God and His good ways in his thoughts, words and actions. He enjoyed trying to get others to do the same.*
2. When did John stop being "of the devil," and became "of God" instead? *After the storm when he saw how sinful he was and how much he needed God's mercy. He confessed his sins to God and was forgiven. He filled his heart with the Holy Spirit and John desired to stop sinning and live his life to please God.*

**Life Application Questions**

1. What should we do if we do not want to be "of the devil", but be "of God?" *Confess our sins to Jesus and trust Him as our Savior. He promises to forgive them and make them His people.*

**ACTS Questions**

1. What is something we can praise God for from this Bible verse?

*Praise God for being the Destroyer of the works of the devil! He will bring an end to sin and death!*

2. What is something we can confess to God from this Bible verse?

*Confess that many times we do practice sinning. We choose to disobey God over and over. We need to turn away from our sins and trust in Jesus as our Savior.*

3. What is something we can thank God for from this Bible Verse?

*Thank God for sending Jesus to be the perfectly just and upright offering for the sins of all God's people, that they could be saved from God's punishment. Instead, all who turn from their sins and trust in Jesus can have eternal life with God!*

4. What is something we can ask God for from this Bible Verse?

*Ask God to work in our hearts and help us to confess our sins to Him and trust in Jesus as our Savior. Ask Him to help us to send the Holy Spirit to live in us and change us so that we would reflect more of His perfect justice and uprightness. Ask Him to help us to turn away from making a practice of sinning and instead make a practice of obeying Him.*

**Gospel Question**

1. How did Jesus destroy the works of the devil? What is the gospel?

*God is the good Creator and King of the world. He made people to worship Him and live by His good laws. But we are all sinners who have rebelled against Him. We all deserve death--God's just, eternal punishment for our sins. How terrible! But God has good news for us. In His great mercy, God sent His Son Jesus to earth to save sinners. Yes, Jesus, the perfect Son of God, left His home in heaven and became a man. He lived the perfect life that pleases God. (He's the only one who has ever done that!) He offered it up to God His Father as the perfect sacrifice for sins when He suffered and died on the cross. Then, on the third day, Jesus rose from the dead in victory. He had fully paid for the sins of God's people, so they wouldn't have to! Now all who turn away from their sins and trust in Jesus as their Savior will receive forgiveness of sins and eternal life with God. They will be His very own special people who will know Him and enjoy Him forever. We can be God's people, too, if we turn from our sins and trust in Jesus as our own Savior.*



## Game: Bowling Ball Verse

### Materials

Bible verse written up in large print so that all can see  
10 Plastic bowling pins or empty 2-Liter soda bottles  
Playground or foam ball

### Preparing the Game

None.

### Learning the Verse

Some or all of your children may be non- or early readers. Teach the verse in sections, having them say it after you. Repeat a few times. Add clapping or other movement as they say it.

### Directions

1. If desired, lead the children in a discussion of a **FEW** of the most important questions before beginning game.
2. Explain the game to them as follows:

Divide the children into two teams. Have everyone say the verse together. Explain to the children that they will take turns trying to knock down bowling pins. The bowler then will recite the verse. If he can do it alone, he gets as many points for his team and pins he knocked down. If he asks for the help of another team member, then their recitation of the verse is worth half the points. If they cannot recite it, someone from the other team can try for the half point value. If a child does not knock over any pins, he can still say the verse for 1 point. The team with the most points at end of play wins.

Game continues until all children get a chance to bowl, or as time and attention span allow.

### Non-competitive Option

Don't split the children into teams. Give the group a target number of points to make. Challenge the children to see how few turns it will take to reach the target number of points. Let the children take turns bowling and knocking down pins. You can have them say the verse individually, with a partner, or with the whole group. Tally the number of points on a piece of paper. Continue until target number is reached. Repeat, seeing if they can do it in less turns the second time.

### Optional TAKING IT TO OTHERS Activity: Quiz Questions

Have the children choose a few of the questions from the game to ask the parents/other children during TAKING IT TO OTHERS time. Help pre-readers by whispering the question in their ear and letting them ask it aloud to the parents/other children. Make sure you read the Bible verse aloud before you ask your questions.

**Directions:**

1. Write words to song in large print before class.
2. Play the song for the children, helping them follow along on the song sheet.
3. Discuss the song, using a few questions from the discussion sheet. *Don't use them all!*
4. Introduce sign language for key words of your choice from sign language sheet for your song. Use as few or as many as you think the children can learn.
5. Sing and sign the song. Sign language as well as large format lyrics and sheet music are found in the PFI Unit Songbook or online.
6. If desired, play the Song Game.

**Optional TAKING IT TO OTHERS Activity: Presenting and Singing the Song**

1. Sing and sign the song, encouraging the watching children/parents to join in.
2. Ask the class some of the questions listed below. The Bible Truth Connection Question is particularly good to help them understand how the song ties in with the Bible Truth.

**Whoever Make a Practice of Sinning**

Whoever makes a practice of sinning is of the devil,  
for the devil has been sinning from the beginning.

*But wait! There's good news!*

But the reason the Son of God appeared,  
Was to destroy, destroy the devil's works.  
But the reason the Son of God appeared,  
Was to destroy, destroy the devil's works.  
(And He did it!)

First John Three, verse eight.

**Listen to it on PFI ESV Songs 6, Track 9**

**Song Game: Mimic Me!****Materials**

Sign Language  
Song

**Preparing the Game**

None.

**Playing the Game**

1. Practice the song and signs until the children know them well. Choose a person to be the leader and let them decide upon an action for everyone to do as they sing the song, such as jump on one foot, etc.
2. Sing the song while doing the chosen action.
3. Select another child to be the leader.
4. If desired, you can choose a different action for different important words in the song, such as jump on one foot when you sing the word "grace", but clap your hands when you sing the word "Jesus". Ask the children the meaning of each of the words before adding in their action.

Game continues as number of questions, time, and attention span allow.

**STORY REVIEW**

Directions: Read and discuss Bible Truth, using a FEW of the questions. Play game. Feel free to modify the game to fit your children.

**General Story Questions**

1. Why did John's mother spend so much time teaching John to read and memorize the Bible and godly sayings? *Because she was sick with tuberculosis and wanted to make sure he knew them before she died.*
2. What did John's mother want John to know most of all? *The good news of salvation that God offers to all sinners through Jesus.*
3. How old was John when his mother died? What made her death even more difficult for John? *He was almost seven years old. His father was thousands of miles away on the Mediterranean Sea and wouldn't be back for months.*
4. How was life with his father different from life with his mother? Why? *John didn't go to church, read or memorize his Bible. John could play with whomever he wanted to. John didn't have to finish his schooling, but went to sea. His father did not love God like his mother had.*
5. Who did John make friends with on his father's ship? Why was that bad? *The sailors. They taught him how to cuss and curse and do other bad things.*
6. If John knew what he was doing was sinful, why didn't he stop? *Loved sin more and more.*
7. What did John try to do to people who loved God? *He tried to get them to sin.*
8. What did he do that earned him the name "The Great Blasphemer"? *He cursed the name of God in terrible ways.*
9. Why did John want to be traded to be the servant of a slave trader? *The captain treated him so terribly for trying to run away.*
10. What did God use to bring back to John's mind the things his mother had taught him? *Near-death experiences Bucked off the horse; the capsized boat; being left to die by the slave trader's wife.*
11. What did God use to finally bring John to turn from his sins? *A terrible storm at sea.*
12. What did the men do to keep the ship from sinking? *Used the pumps and filled the hole in the ship with clothes.*
13. What did John cry out to God while he was steering the ship? *Have mercy on us.*
14. Why did John wonder if there might not be mercy for him anymore? *He had sinned so much.*
15. What did God use to encourage John that there still was mercy for him? *The things his mother had taught him; the Bible.*
16. What song did John write later on? How does it fit with John's life? *Amazing Grace. Grace is an undeserved gift or someone's undeserved favor. John knew he deliberately had rebelled against God. He knew God was just to not forgive him, yet God did forgive him. This was completely amazing. It was all of grace. He could have never deserved God's gift of forgiveness or love.*

**Bible Truth Connection Questions**

1.

1. What does this story have to do with our Bible Truth? *John Newton grew up knowing that like Adam and Eve, he had chosen to rebel against God. It took many years and a huge storm before John cried out to God for mercy for his sins through Jesus.*

**Bible Verse Connection Question**

What does the story have to do with our **Bible Verse: 1 John 3:8**: "Whoever makes a practice of sinning is of the devil, for the devil has been sinning from the beginning. The reason the Son of God appeared was to destroy the works of the devil."?

1. How did John Newton act "of the devil?" *He deliberately chose to rebel against God and His good ways in his thoughts, words and actions. He enjoyed trying to get others to do the same.*
2. When did John stop being "of the devil," and became "of God" instead? *After the storm when he saw how sinful he was and how much he needed God's mercy. He confessed his sins to God and was forgiven. He filled his heart with the Holy Spirit and John desired to stop sinning and live his life to please God instead.*

**Life Application Questions**

1. How can we know if God will have mercy on us, even though we have rebelled against God, just like John Newton and Adam and Eve? *God promises forgiveness of sins to all who confess and turn away from their sins and trust in Jesus as their Savior.*

**ACTS Questions**

1. What's something we can praise God for from this story? *Praise God for His great patience and mercy shown to sinners, even great sinners.*
2. What's something we can confess from this story? *Confess that many times we choose to rebel against God and His good ways, just like John Newton. We deserve God's punishment. We need a Savior!*
3. What's something we can thank God for from this story? *We can thank God for giving us the gospel to know how to be saved. We can thank God for godly parents who tell us about Jesus. We can thank God for working in the hearts of even the worst sinners, that they may be saved.*
4. What is something we can ask God for, from this story? *We can ask God to work in our hearts, helping us to turn away from our sins and trust Jesus as our own Savior, like John Newton. We can ask Him to help us to tell others about Jesus and pray that they would trust in Him as their own Savior.*

**The Gospel**

1. What is the good news of Jesus that John Newton heard and came to believe?  
*God is the good Creator and King of the world. He made people to worship Him and live by His good laws. But we are all sinners who have rebelled against Him. We all deserve death--God's just, eternal punishment for our sins. How terrible! But God has good news for us. In His great mercy, God sent His Son Jesus to earth to save sinners. Yes, Jesus, the perfect Son of God, left His home in heaven and became a man. He lived the perfect life that pleases God. (He's the only one who has ever done that!) He offered it up to God His Father as the perfect sacrifice for sins when He suffered and died on the cross. Then, on the third day, Jesus rose from the dead in victory. He had fully paid for the sins of God's people, so they wouldn't have to! Now all who turn away from their sins and trust in Jesus as their Savior will receive forgiveness of sins and eternal life with God. They will be His very own special people who will know Him and enjoy Him forever. We can be God's people, too, if we turn from our sins and trust in Jesus as our own Savior.*

## Game: Egg Toss

### Materials

3-5 Plastic Open-able Easter Egg of the same colors (that close well!) or balls of crumpled foil of the same size  
Small piece of construction paper  
Paper and Marker  
Story Review Questions

### Preparing the Game

1. Choose 20+ questions for your game from the Story Review Discussion Questions, or make up your own.
2. Put a small piece of construction paper in one of the eggs (or in one piece of crumpled foil, if using foil). The other eggs/foil balls remain empty.

### Playing the Game

Have the children spread out randomly (or in a circle) at about arms' distance apart.. Have the children begin to toss an egg around between each other. When the leader says, "Freeze," the child with the egg opens it and reads the question to the group. If question is correctly answered, the egg is permanently retired. If the question is incorrectly answered, the egg goes back into the pile. The teacher (or the child who opened the egg) chooses another egg and play continues.

Game continues as number of questions, time, and attention span allow.

### Optional TAKING IT TO OTHERS Activity: Quiz Questions

Have the children choose a few of the questions from the game to ask the parents/other children during TAKING IT TO OTHERS time. Help pre-readers by whispering the question in their ear and letting them ask it aloud to the parents/other children.

**CASE REPLAY ACTIVITIES**

Use this guide to review the Case Story and act it out for others to enjoy!

**CASE REPLAY, JR: YOUNGEST CHILDREN**

**Description:** The children will act out the story together, everyone doing the same action/sound effect at the same time. This activity is most suitable for kindergarteners.

**Materials**

The Case RePlay, Jr. script for younger children

**Preparation**

1. Read through the script and write in the blanks along the side possible actions/sound effects the children could do to act it out.

**Instructions**

1. Tell the children that they will be re-enacting the story together as you tell it.
2. As you read the script, lead the children in actions/sound effects to do with you.
3. If desired, you can read the script and stop at certain sentences and ask them what a good action/sound effect would be to act out what you just read.
4. Repeat the re-enactment one or two times more.

**CASE REPLAY, SR: OLDER CHILDREN**

**Description:** The children act out the story as a three-scene play. You will narrate it using the Case RePlay, Sr. script and they will act it out (no spoken words, for the most part), with each child assuming a different character's role. This activity is most suitable for first grade and up. You will review the story, then practice it a few times before performing it for others.

**Materials**

The Case RePlay, Sr. script  
White board or other large format paper  
Costumes and props

**Preparation**

1. Prepare for the play by choosing costumes and props for each character in the story. Decorate the area with any scenery props.
2. Write the words "Beginning," "Middle," "End" on a large piece of paper/whiteboard with plenty of space under each heading. You will use this paper to help the children think about the story as a three-scene play, as it is presented in the script.

**Instructions**

1. Tell the children that they will get to act out the story as a three-scene play, with a beginning, middle and end section. Tell them that before they can act it out, they need to think it out. as you narrate it with your script.
2. Take the children's answers as they recount the story, helping them put key incidents in the right order.
3. If desired, when they have filled in their Beginning, Middle, End, read through your whole (real) script, so they hear exactly what you will have them act out.
4. Then tell the children that it's time to practice acting out the story.
5. Assign parts to each child. If you are using costumes, do NOT give them out at this point. They will be a distraction.
6. Have all the children sit on the floor or in chairs on one side of the "stage," then call the characters up in place as their part in the story comes.
7. As you read the script, guide the children in where you want them to move or do to act it out.
8. After going through the whole script once, give out any costumes and props and act out the script once or twice more.

**Optional TAKING IT TO OTHERS Activity: Re-enacting the Story**

Read the script as the children act out together (younger) or assuming different roles (older) as the other children or the parents watch.

**CASE REPLAY, JR--YOUNGER KIDS (KINDERGARTEN) P.2**

“Welcome to our play! The name of our story is called: The Case of the Rotten Wretch.

Our story takes place starting in Walling, England around 1730.

And now we present: “The Case of the Rotten Wretch.”

**Scene 1:**

Sickly Elizabeth Newton sat next to her little son, John, teaching him Bible verses and godly sayings. She had tuberculosis and did not have long to live. Most of all, she wanted John to know that he, too, was a sinner in rebellion against God. He needed to choose to turn to God for forgiveness through Jesus. Elizabeth died when John was almost 7 years old. Months later when his father returned from sea to care for him, life was completely different for John. His father didn't love God like his mother. He didn't have John read or memorize the Bible; go to church; play only with good children; or even finish his schooling.

**Actions:**

---

---

---

**Scene 2:**

When John was 11, he went to sea with his father. John made friends with the sailors and learned how to cuss, curse and do other bad things. He rebelled against what his mother taught him and helped others to do the same. When John was 17, he began to work as a sailor on other ships. He did even worse things. He cussed at the captains and was called The Great Blasphemer for his terrible curses to God. He made many enemies. He tried to leave the ship, was caught, stripped and whipped. The captain treated him so terribly that he asked to be traded to be the servant of a slave trader, one of the worse jobs you could do. John almost died many times. He was bucked off a horse and almost landed on a spike; he just missed boarding a boat that capsized and everyone drowned; he was left to die by the slave-trader's wife. Each time God brought to mind his mother's words, but he chose to forget them.

---

---

---

---

---

**Scene 3**

At last John's heart softened during a terrible storm that struck his ship at sea. A wave made a huge hole in the ship and began to fill up with water. The men worked at the pumps and filled the hole up with clothes. The winds became so strong that some men were even blown into the sea. The sailors could barely keep the ship's hull from filling up with water. John's turn came to steer the ship. He cried out to God for mercy, then panicked that there was no mercy left for him because of his terrible sins. The Holy Spirit encouraged him by bringing to mind the things his mother had taught him long ago. John promised to search the Bible to see if it were true, if they survived the storm. The storm ended and John began to read the Bible. He saw that God did still offer him forgiveness. He confessed his sins and trusted Jesus as His Savior. He turned from a Great Blasphemer to a Great Praiser of God. He later wrote the words to Amazing Grace. He knew, himself, how amazing God's grace was to sinners who repented of their sins.

---

---

---

---

---

---

---

---

**Bible Truth Tie-In:**

The Bible Truth we are learning is: **Angels and People Rebelled against God in the Beginning.** John Newton grew up knowing that like Adam and Eve, he had chosen to rebel against God. It took many years and a huge storm before John cried out to God for mercy for his sins through Jesus.

## **CASE REPLAY, SR--OLDER KIDS (1ST GRADE AND UP) P.3**

Welcome to our play! The name of our story is called: The Case of the Rotten Wretch.

Our story takes place starting in Walling, England around 1730.

The characters in our story are: John, his mother and father, ship captain and sailors, slave-trader and his wife, slaves.

And now we present: "The Case of the Rotten Wretch."

### **Scene 1: (Beginning)**

Sickly Elizabeth Newton sat next to her little son, John, teaching him Bible verses and godly sayings. She had tuberculosis and did not have long to live. Most of all, she wanted John to know that he, too, was a sinner in rebellion against God. He needed to choose to turn to God for forgiveness through Jesus. Elizabeth died when John was almost 7 years old. Months later when his father returned from sea to care for him, life was completely different for John. His father didn't love God like his mother. He didn't have John read or memorize the Bible; go to church; play only with good children; or even finish his schooling.

### **Scene 2: (Middle)**

When John was 11, he went to sea with his father. John made friends with the sailors and learned how to cuss, curse and do other bad things. He rebelled against what his mother taught him and helped others to do the same. When John was 17, he began to work as a sailor on other ships. He did even worse things. He cussed at the captains and was called The Great Blasphemer for his terrible curses to God. He made many enemies. He tried to leave the ship, was caught, stripped and whipped. The captain treated him so terribly that he asked to be traded to be the servant of a slave trader, one of the worse jobs you could do. John almost died many times. He was bucked off a horse and almost landed on a spike; he just missed boarding a boat that capsized and everyone drowned; he was left to die by the slave-trader's wife. Each time God brought to mind his mother's words, but he chose to forget them.

### **Scene 3: (End)**

At last John's heart softened during a terrible storm that struck his ship at sea. A wave made a huge hole in the ship and began to fill up with water. The men worked at the pumps and filled the hole up with clothes. The winds became so strong that some men were even blown into the sea. The sailors could barely keep the ship's hull from filling up with water. John's turn came to steer the ship. He cried out to God for mercy, then panicked that there was no mercy left for him because of his terrible sins. The Holy Spirit encouraged him by bringing to mind the things his mother had taught him long ago. John promised to search the Bible to see if it were true, if they survived the storm. The storm ended and John began to read the Bible. He saw that God did still offer him forgiveness. He confessed his sins and trusted Jesus as His Savior. He turned from a Great Blasphemer to a Great Praiser of God. He later wrote the words to Amazing Grace. He knew, himself, how amazing God's grace was to sinners who repented of their sins.

### **Bible Truth Tie-In:**

The Bible Truth we are learning is: **Angels and People Rebelled against God in the Beginning.** John Newton grew up knowing that like Adam and Eve, he had chosen to rebel against God. It took many years and a huge storm before John cried out to God for mercy for his sins through Jesus.



## Strapped to a Steering Wheel in a Storm

### Description

Children will use a paper plate to make John Newton strapped to the ship's steering wheel in the middle of the terrible storm.

### Materials

1 Chinet (or other strong) dinner-size paper plate per child  
 Blue and silver foil gift wrap paper or aluminum foil  
 Stapler or glue  
 Scissors  
 Cardstock  
 Markers  
 Rope colored yarn or string  
 Glue  
 Optional:  
 Brown construction paper  
 Toothpicks

### Preparing the Craft

1. Cut out the top half of the paper plate, leaving the rim intact.
2. Cut out gift wrap/foil into lots of long, thin strips, 6" long by 1/4" wide. These will hang down from the top of the plate as wind and the waves of the storm.
3. Cut short strips of yarn/string.
4. Make copies of John Newton and ship's steering wheel out of cardstock. Cut out.
5. If using brown construction paper, cut into strips about 4" x 1/2". These will lay vertically along the bottom half of the paper plate as the planks on the ship.
6. If using toothpicks, cut down into 1 1/2" lengths. These can be used to make the spokes on the steering wheel.

### Making the Craft

1. Show the sample of the craft you have made.
2. Have the children glue down construction paper planks vertically, on the bottom half of the plate, making the ship's planks (or color, if not using construction paper).
3. Have the children glue down the toothpick spokes onto the steering wheel. Color in the rest.
4. Glue steering wheel in place in middle of the plate so that the top part of the steering wheel sticks out over into the open, cut-out part of the plate.
5. Color John Newton and glue him in front of the steering wheel. Glue down pieces of yarn around John's middle to look like rope.
6. Glue strips of the gift wrap/foil all along the top rim of the plate so that they come down as far as John Newton all the way across the ship. Alternating blue and silver makes more of a sea and wind effect.
7. Children can blow on the strips from the back of the plate and make the wind and waves blow up onto John and the ship.

### Optional **TAKING IT TO OTHERS** Activity: Craft Presentation

If you are presenting the craft to other children or parents the children can hold up their crafts (or your model craft) and read their Bible Truth Connection answers to explain the importance of the craft.

**CASE CRAFT****Discussion Guide****Instructions:**

As the children are settled into making their craft, ask them these questions to help them understand the craft's significance. Use the answers provided to guide the children's answers.

**Discussion Questions**

1. Why was John strapped to a steering wheel?  
*Because the storm on the sea was so terrible that he would have blown off board otherwise.*

2. What did John think about in the middle of the storm? *His sins and the punishment he deserved for them from God...and all the things of God his mother had taught him as a boy.*

3. What did he worry about?  
*That there was no more mercy left for him because of what a terrible sinner he had been.*

4. What is Bible Truth that we are learning? Angels and People Rebelled against God in the Beginning.

5. What does our craft have to do with our Bible Truth: Angels and People Rebelled against God in the Beginning?

*John's mother had told John how angels and people rebelled against God in the beginning, but that God offered salvation through Jesus to all people who turned from their sins and trusted in Him. His mother's words and the Bible verses she taught him were John's only hope when facing death in that storm.*

*Perhaps God would still forgive him.*

6. What can our craft help us remember?  
*There is always mercy for any sinner who turns from their sins and trusts in Jesus.*

**TAKING IT TO OTHERS****Craft Presentation****Instructions:**

Have children hold up your model craft/their crafts. Choose five children (or you say) the five sections below to explain the craft's importance.

**Presentation:**

1. Our craft is: Strapped to a Steering Wheel in a Storm.



2. While strapped to a steering wheel in a terrible storm at sea. John Newton faced death and worried that there was no mercy left for a sinner like him because he had lived such a rebellious, blasphemous life against God.





3. Our Bible Truth is: Angels and People Rebelled against God in the Beginning.

4. John's mother had told John how angels and people rebelled against God in the beginning, but that God offered salvation through Jesus to all people who turned from their sins and trusted in Him. His mother's words and the Bible verses she taught him were John's only hope when facing death in that storm. Perhaps God would still forgive him.

5. Our craft can help us remember that there is always mercy for any sinner who turns from their sins and trusts in Jesus.

Note: Even non-readers can participate in presenting the craft, if you will whisper what they are to say in their ear and let them say it aloud for the others to hear.





**BEFORE CLASS:****1. PICK YOUR PERSON**

VIPPs can be anyone in your church! Typically, they fall into 6 categories: Church staff, Elders, Deacons/deaconesses, Special Volunteers (people who aren't paid, but spend a lot of time helping out in particular ways), Supported Workers (aka missionaries), and Church Members.

**2. GATHER YOUR FACTS**

Use the VIPP Information Sheet to write down the facts about your VIPP. The information on this worksheet is used in the VIPP activities, listed in the "Choose an Activity" section below.

**DURING THE ACTIVITY:****1. INTRODUCE YOUR VIPP**

Introduce your VIPP to the children, using the VIPP Information Sheet. Fill in a set of VIPP Clue Cards with the information for your VIPP. If desired, you can even have the actual person come into class for the children to meet.

Need help describing what someone does for the church in a kid-friendly way? Check out the list of common VIPPs on the Praise Factory website in the PFI Resources. There are lots of kid-friendly descriptions for common VIPP's, such as pastors, elders, deacons and a lot more.

**2. PRAY!**

Lead the children in praying for the VIPP. Ask the children if they would like to pray for one of the VIPPs prayer requests. Even non-readers can pray for the VIPP if you whisper the prayer request in their ear, then let them say it aloud. Never force a child to pray!

**3. CHOOSE AN ACTIVITY**

There are two activities you can use to help the children learn about the VIPP:

**VIPP Clue Cards:** These are nine coloring sheets in which children fill in the nine things they learn about the VIPP from the VIPP Information Sheet. Photocopy a set of each child. Use as few or as many of these Clue Cards as you desire.

**VIPP Game:** This is a game that uses a set of Clue Cards for one or two VIPPs.

Choose a VIPP and fill in his/her information on the VIPP Information Sheet. Fill in a set of VIPP Clue Cards with the information for your VIPP. Tell the children about the VIPP, having them fill in the VIPP Clue Cards with the key facts as they learn them. Write any words the children need to write on a white-board or other piece of paper so they can see how to spell them. Help younger children write these words on their clue cards. Ideas for how to tell the children about many common VIPPs are listed at [praisefactory.org](http://praisefactory.org) with the Resources for this Bible Truth.

**Optional TAKING IT TO OTHERS Activity: Introduce and Pray for the VIPP**

If you are presenting the VIPP to other children or parents you can assign children to hold up the 10 clue cards and say what each card tells about the VIPP. (Or, you can have the children hold them up as you tell what each one means.) Then lead the children in praying for the VIPP.

## Game: Over, Under and Throw

### Materials

Information Sheet for one VIPP

2 Set of Clue Cards

8 8.5" x 11" Manilla Envelopes

Nerf Ball or other soft ball for indoor use

Box or basket big enough for the envelopes to fit in and the ball to land in.

### Preparing the Game

1. Fill in one set of clue sheets for the VIPP you are using.
2. Tape the other (blank) set of Clue Cards to the outside of the manilla envelopes.
3. Put the filled-in clue cards in the corresponding envelope.
4. Put all the Clue Cards envelopes in a bag, except for the ones with the names and pictures of the VIPPs.
5. Place the envelopes in the basket, a good shooting distance from where the child at the head of the line will stand.

### Playing the Game

**Reveal:** Tell the children about the VIPP, showing them your filled-in clue cards as you tell about them.

**Review:** Have the children line up, all facing forward. Give the ball to the last child in line. At your signal, have them pass the ball to the next child with an overhead pass; then that child passes the ball through the legs of the next child, etc. until the ball reaches the first child. The first child in line then tries to make a basket. If he succeeds, he gets to go up and pick out an envelope to open. the teacher (or the child) tells the Clue Card category. The other children try to remember what the VIPP's answer was. Open it up and see if they got it right. If they did, the Clue Card is retired. If not, it can be added back with the Clue Cards in the basket. Game continues until all the envelopes have been retired or as time or attention span allows.

**VIPP INFORMATION SHEET**

**VIPP NAME:**

\_\_\_\_\_

**WHAT VIPP LOOKS LIKE**

Man or Woman? \_\_\_\_\_

Hair color? \_\_\_\_\_

Eye color? \_\_\_\_\_

**FAVORITE ANIMAL**

\_\_\_\_\_

\_\_\_\_\_

**FAVORITE FOOD**

\_\_\_\_\_

\_\_\_\_\_

**FAVORITE FREE TIME ACTIVITY**

\_\_\_\_\_

\_\_\_\_\_

**WHAT VIPP DOES DURING WEEK**

\_\_\_\_\_

\_\_\_\_\_

\_\_\_\_\_

\_\_\_\_\_

**VIPP GROUP OF SERVICE:**

Church Member

Deacon

Elder

Church Staff

Special Volunteer

Supported Worker  
(Missionary)

**3 WAYS VIPP SERVES CHURCH**

\_\_\_\_\_

\_\_\_\_\_

\_\_\_\_\_

\_\_\_\_\_

\_\_\_\_\_

\_\_\_\_\_

\_\_\_\_\_

\_\_\_\_\_

**3 WAYS TO PRAY FOR THE VIPP**

\_\_\_\_\_

\_\_\_\_\_

\_\_\_\_\_

\_\_\_\_\_

\_\_\_\_\_

\_\_\_\_\_

\_\_\_\_\_

\_\_\_\_\_





## **BIBLE TRUTH 1, LESSON 3: PLANNER/OVERVIEW**

### **GETTING STARTED: Welcome and Opening Songs** (*introduce unit and get kids moving with these songs*)

**Welcome to Praise Factory:** PFI: Praise Factory Investigators Theme Song *PFI ESV Songs 6, Track 1*

**Rules to Help Us Worship God and Love One Another:** WoGoLOA Classroom Rules Song  
*PFI ESV Songs 6, Track 2*

**Big Question Under Investigation:** Big Question 6 Songs *PFI ESV Songs 6, Tracks 3,4*

**Big Question Bible Verse:** Romans 5:12 Song: Sin Came Into the Word *PFI ESV Songs 6, Track 5*  
*Extra Bible Verse Song: Sin Came into the World (version 2) PFI ESV Songs 6, Track 6*  
*Extra Bible Verse Song: You Must Not Eat, Eat, Eat: Genesis 2,3 PFI ESV Songs 6, Track 7*

### **DIGGING DEEP DOWN: Key Concept and Story** (*introduce the Bible Truth and tell the related story*)

**Bible Truth 1:** Angels and People Rebelled against God in the Beginning

**Bible Truth Hymn:** This Is My Father's World, v.3 *PFI ESV Songs 6, Track 8*

**Bible Verse:** 1 John 3:8

**Bible Verse Song:** Whoever Makes a Practice of Sinning *PFI ESV Songs 6, Track 9*

**Lesson 3 New Testament:** The Case of the Man Who Refused to Give In  
*Matthew 2,4,16,27; Luke 2:1-20; 4:22; 22:1-5;27-24; Revelation 20:10,14*

### **TAKING ACTION: Response Activities** (*choose from among these activities*)

**Snack and Discussion Planner:** Jesus: The Second Adam: Born to Save, Refused to Rebel Against God  
, Faithful to the End

**ACTS Prayer:** Prayer Sheet

**Bible Truth Review:** Discussion Questions and Game: Beanbag Grand March

**Bible Truth Hymn:** This Is My Father's World, v.3 *PFI ESV Songs 6, Track 8*  
Song, Sign Language and Song Game: Word Take Away **PFI ESV Songs 6 BOOK or ONLINE**

**Bible Verse Review:** 1 John 3:8 Discussion Sheet and Game: Which Way Did It Go?

**Bible Verse Song:** Whoever Makes a Practice of Sinning 1 John 3:8 *PFI ESV Songs 6, Track 9*  
Song, Sign Language and Song Game: Big Voice, Little Voice **PFI ESV Songs 6 BOOK or ONLINE**

**Story Review:** Discussion Questions and Game: Forceball

**Case Replay, Jr: Drama Activity for Youngest Children** (children do same story actions together)

**Case Replay, Sr: Drama Activity for Most Children** (children re-tell story with individual parts)

**Craft:** Thirty Pieces of Silver

**VIPP (Very Important Prayer Person) Prayer Time:** Coloring Sheets (Back of book) & Game: Stop and Go

### **TAKING IT HOME: Take Home Sheet for Review and Family Devotions**

**PFI Pronto:** Bible Truth 1, Lesson 3 **PFI ESV PRONTOS 6 BOOK or ONLINE**

**The Case of the Man Who Refused to Give In**

by Connie Dever

*Matthew 2,4,16,27; Luke 2:1-20; 4:22; 22:1-5;27-24; Revelation 20:10,14***Our story is:****The Case of the Man Who Refused to Give In.****As you listen to the story, see if you can figure out:**

1. Who was the man who refused to give in?
2. What did he refuse to give in to? Why was this so important?

This story takes place in Israel, in New Testament times, when Jesus lived on earth.

Ever since he had tempted Adam and Eve to sin, thousands of years earlier, Satan had enjoyed watching the terrible spread of sin and death throughout God's perfect creation. He proudly called himself the Prince of This World, as if the world were his to do with as he pleased. Yet deep inside, Satan knew that it was not so. The world was God's; and what happened in it, only happened according to God's good, unfailing plan. Even from the day that Adam and Eve had rebelled, thousands of years ago, God had promised a day would come when a Son of Eve would come to crush Satan's power over sin and death. The first Adam had brought sin and death to all by his sin; but this Son of Eve would come like a second Adam to defeat Satan and bring the promise of eternal life to all who would trust in Him. Satan kept alert for the coming of this Son of Eve, this Second Adam. God had promised.

Satan knew when his enemy, the promised Son of Eve, the Second Adam, had come. It was the unforgettable night we call Christmas. That night, the brilliant glory of the LORD suddenly shone down upon shepherds in a field outside of Bethlehem. A great host of angels broke into praise, making the glad announcement that the Savior has been born, who was Jesus Christ, the Lord. And how could Satan have missed the shimmering, new star that appeared in the sky, leading Magi from their home faraway in the East to worship the young child, Jesus. These signs were simply too great! This Jesus was the promised One who came to crush him and his rule over this world, just as God had promised.

Satan knew he must destroy Jesus before Jesus could crush him. Surely Satan was hopeful when jealous King Herod, upon hearing about Jesus from the Magi, sent soldiers into Bethlehem to kill him. Perhaps Jesus would be taken care of this way...but no! Nothing would stop

God's good, unfailing plans! In a dream, God had warned Joseph of Herod's evil plan. He escaped to Egypt with Mary and little Jesus before the soldiers stormed into Bethlehem. Jesus lived. Satan would have made another plan if he were to defeat this Son of Eve, this Second Adam.

Many years passed and Jesus grew into a man. At last the time had come for Him to tell the good news of salvation to all who would hear. He was baptized by John in the River Jordan, then the Spirit led Him out into the wilderness to prepare for this great task.

For forty days--or six weeks-- Jesus prayed and fasted. Can you imagine praying and not eating food for six weeks out in the hot, dry wilderness? As you can guess, Jesus was very weak and tired by the end of that time... and Satan noticed. What better time to tempt Jesus-- the Second Adam-- to sin than when He was tired and hungry.

"If you're the Son of God, turn these rocks into bread," Satan said. Jesus was so hungry! How tempting it was to use God's power to fill His empty stomach.

Then Satan took Jesus to the top of the Temple and told Him, "Throw Yourself off the side of the Temple; let the angels catch You. What better way could you prove to everyone that you are the Son of God?" Satan whispered. Jesus was tempted by Satan's idea. He knew that He would face the unbelief of many when He told them He was the Son of God. That would be so hard!

Then Satan showed Jesus all the nations of the world and promised Him, "If You will bow down and worship me, I will give You all of the world."

How tempting! To win the worship of the world without suffering and dying on the cross for the sins of God's people! Jesus knew He would suffer terribly if He

**Story-telling Tips****Ahead of time:**

1. Read the Bible verses and story. Pray!
2. Create story cue cards on index cards (or highlight text).
3. Practice telling story dramatically, timing your presentation. Shorten, if necessary to fit your allotted time.
4. Decorate area with story props that help bring your story alive.

**During your presentation:**

1. Maintain as much eye contact as possible as you tell the story. Point to/use props at important points in the story. Include the kids in your story with a few questions about what they think will happen or words/concepts that might be new to them.
2. Watch the kids for signs that their attention span has been reached.

fulfilled His Father's plan of salvation.

Satan had chosen his temptations well. Which would Jesus choose? To be dissatisfied with God's will for Him, like Adam had been, and rebel against God's way? Satan hoped so. This Son of Eve, this Second Adam must sin, if Satan was to prevent Him from "crushing his head" (beating him) and saving God's people.

But, no! Jesus would not give in to temptation. He chose to be satisfied in God and His good ways. Hunger pangs, the insults of unbelieving people and even the terrible suffering He would face doing God's will were better than any easy way out Satan was offering Him. Satan had tempted the First Adam into rebelling against God, but not this Second Adam. Jesus resisted Satan.

"Be gone, Satan! Man does not live on bread alone, but on the Word of God: I will make no bread from rocks!" Jesus told him. And then He said: "God's Word tells us we should not put Him to the test...I will not jump off the Temple to prove who I am!" Then he finished off Satan by saying: "God is alone to be worshiped: I will not bow to you! Leave Me alone!"

Defeated, Satan slunk away and God sent angels to give Jesus food and comfort. The tricks that had fooled the first Adam, did not work on Jesus, the second Adam. Satan had lost yet again.

But Satan did not give up. He continued to get at Jesus, however he could...even through Jesus' closest friends. One day, when Jesus told His disciples that He would suffer and die on the cross, then be raised from the dead to save God's people, Satan stirred up Peter to try to stop Him: "Never, Lord!" he said. "This shall never happen to you!" (Matthew 16:22)

Peter might have meant only to protect His beloved Master from pain, but Jesus saw in his words another of Satan's attempts to make Him dissatisfied with God's good plans. Jesus turned and said to Peter, "Get behind me, Satan! You are a stumbling block to me; you do not have in mind the things of God, but the things of men." (Matthew 16:23) Jesus refused to rebel against what His Father had planned. He chose to be satisfied in God and His good ways. He would rather suffer God's way than avoid the cross.

Later, Satan stirred up Judas Iscariot to betray Jesus and have Him handed over to the Jewish leaders for

money, even though Judas knew Jesus had done no wrong. Even as Jesus hung dying on the cross, Satan stirred up the crowd against Jesus to sin against His Father's plan:

"Those who passed by hurled insults at him, shaking their heads and saying, 'You who are going to destroy the temple and build it in three days, save yourself! Come down from the cross, if you are the Son of God!' In the same way the chief priests, the teachers of the law and the elders mocked him. 'He saved others,' they said, 'but he can't save himself! He's the King of Israel! Let him come down now from the cross, and we will believe in him. He trusts in God. Let God rescue him now if he wants him, for he said, 'I am the Son of God.' In the same way the robbers who were crucified with him also heaped insults on him." (Matthew 27:39-44)

Jesus knew that there was truth in these mocking words. He was the Son of God. He could get down from the cross, if He wanted to. Satan hoped these mean words would be more than Jesus could bear; but they were not. Jesus chose to suffer God's way rather than prove who He was to these people. No! He would not give in to temptation! He would not rebel against God! No matter what!

No. There was nothing that Satan could do to tempt this Son of Eve, this second Adam to rebel against God as Adam had in the beginning. He would choose to be satisfied in God and His good ways. He had come to bring salvation to God's people; and He would do it, just as God had promised He would. So Jesus hung there on the cross and offered up His perfect life to God, His Father, as the perfect sacrifice for the sins of all who would ever turn and trust in Him.

Then, three days later, He burst out of His grave, risen from the dead. He had broken Satan's power over sin and death. Jesus, the Son of Eve, the Second Adam, had brought salvation where the first Adam had brought sin!

But the best is still yet to come! Jesus broke the power of sin and death on the cross that day, but there will come another, even better day, when Satan, sin and death will be put to an end forever. At the end of time on the Great Judgment Day, Jesus will judge Satan and his demons. He will give them their final punishment: they will be thrown into the Lake of Fire and be punished day and night, forever and ever. Satan will be crushed

once and for all time, never to trouble the world or God's people again! Amen! Come, Lord Jesus, come!

### Cracking the Case:

**It's time to answer our Case Questions.**

**1. Who was the man who refused to give in?** Jesus.

**2. What did he refuse to give in to? Why was this so important?**

Jesus refused to give in to temptation and sin. Because He was without sin, He could be the perfect payment for the sins of God's people and save them all.

### Something For You and Me

**Our Bible Truth is:**

**Angels and People Rebelled Against God in the Beginning**

**Our Bible Verse is: 1 John 3:8**

"Whoever makes a practice of sinning is of the devil, for the devil has been sinning from the beginning. The reason the Son of God appeared was to destroy the works of the devil."

What about you and me? Like the first Adam, we have listened to the tempting lies of Satan to be dissatisfied with God and His good ways, and live life our own way instead. Is there any hope for us? Yes, there is. God has sent the Second Adam to pay for the sins of all who confess their sins and turn and trust in Him.

Let's praise God for sending Jesus, who came like a second Adam to face Satan's tempting lies but be satisfied with God and His good ways, time after time after time, so He could offer up His perfect life as the perfectly complete sacrifice for all who trust in Him. Let's praise Him for promising to do away Satan, sin and death completely at the Great Judgment Day at the end of time. Let's confess our sins to Him. Let's be those who turn from our sins and trust in Him as our Savior. Let's ask Him by His Holy Spirit to fill our heart and make us strong to stand up against Satan's lies and choose to be satisfied in God's good ways.

*Close in prayer.*

### Closing ACTS Prayer

**A** God, we praise You for being our Savior! Jesus, You are the strong, second Adam, who always said 'no' to Satan and won salvation for God's people.

**C** God, we confess that many times we give into temptation. We choose to disobey God. We deserve God's punishment! We need a Savior!

**T** Jesus, thank You for always choosing to obey God, Your Father, even when it meant terrible suffering. Thank You for being our Savior.

**S** God, work in our hearts! Help us to turn from our sins and trust in Jesus as our Savior. Help us to say 'no' to the temptations of Satan, and say 'yes' to obeying God, even when it is very hard.

### Special Words

**Satan:** A mighty angel who rebelled against God in the beginning; and, who, for a limited time and in a limited way, still is allowed to work evil in this world.

**Temple:** A special worship house in Jerusalem where the LORD's presence would dwell. This was where the people of Israel used to go to bring their sacrifices and worship the LORD.

**Judgment Day:** The day at the end of time when Jesus will perfectly judge every person who has ever lived, sending them to eternal life or eternal separation from Him. Satan will be crushed and punished for all time on that day, too.

# **ACTS PRAYER ACTIVITY**

Use this sheet to write down your ACTS Prayer

## **Instructions:**

Use this sheet to help the children apply the Bible Truth into a prayer. You can use the ACTS provided or even better, have the kids think of their own applications. Also have the children add their personal requests to the prayer, too. Lead the children in the prayer or let them pray sections, with your help. Never force a child to pray! Non-readers can participate by you whispering a section of the prayer into their ear and allowing them to pray it aloud for the group.

## **ADORATION:**

God, we praise You for being completely good, hating sin, yet being so merciful to sinners who turn to You.

God, we praise You for being.....

---

Add your own Adorations:

---

---

## **CONFESSION:**

God, we confess that like Adam and Eve, we have chosen to give in to Satan's temptations and rebel against You. We deserve Your punishment, too! We need a Savior!

God, we have sinned against You....

---

---

Add your own Confessions:

---

## **THANKSGIVING:**

Thank You, God for sending Your Son Jesus to save from their sins all who trust in Him.

God, we thank You for...

---

---

Add your own Thanksgivings:

---

---

## **SUPPLICATION:**

God, help us to resist the temptation to sin. Help us to be satisfied in You, trusting that Your good ways are always best--even when we don't understand them. Help us to choose to obey You rather than rebel against You. Work in our hearts, that we might turn away from our sins and trust in Jesus as our Savior.

God, we need Your help...

---

Add your own Supplication:

---

---

---

---

## **SNEAKY SNACK**

Can you figure out how this snack ties in with our case?

---

### **Snack: Jesus: The Second Adam: Born to Save, Refused to Rebel Against**

Shoestring potato “manger straw” with a Teddy graham “baby Jesus” on top; donut hole “wilderness rocks”, and/or carrot circle “coins of Judas.”

This is only a suggestion. Feel free to modify. Be mindful of allergy issues among your children!

**Case Tie-in:** Jesus was God’s Son, come from heaven to save God’s people. From birth to death, Jesus always said ‘no’ to temptation. He always obeyed God, His Father, no matter how hard it was. He offered up His perfect life on the cross as the perfect payment for the sins of God’s people. He rose from the dead in victory. He crushed Satan and destroyed sin and death!

---

## **SOUL FOOD**

Food for thought during snack time

---

1. What does the snack have to do with the story?

Choose a few questions from the other activity discussion sheets to talk about during this snack time.

2.

3.

4.

5.

6.

7.

Directions: Read and discuss Bible Truth, using a FEW of the questions. Play game. Feel free to modify the game to fit your children.

### **Angels and People Rebelled against God in the Beginning**

God made the world perfectly good, but it did not stay that way. In heaven, a mighty angel named Satan led a rebellion of angels against God. Nothing sinful can ever remain in God's holy presence. These rebellious angels, called demons, were cast out of heaven and thrown into hell.

Satan continued his rebellion against God by tempting Adam and Eve to rebel against God, too. Their disobedience brought sin and death into the perfect world God created.

There are many things we cannot understand about Satan, evil and sin, or why God allowed them. However, we do know that God is perfectly good, powerful and wise. His ways are perfect and are so much more than our small minds can understand.

God hates sin and will do away with it. He sent Jesus to break the power of sin and death for all who trust in Him as their Savior. And one day Jesus will return again to rid the world of sin and death, Satan and his demons forever. What a wonderful day that will be!

### **Understanding the Bible Truth**

1. How did God create the world? *Perfectly good.*
2. What changed about the world? *Sin came into the world.*
3. Who led the rebellion against God? *Satan.*
4. Why were the rebellious angels thrown out of heaven? *Because they were no longer holy. They were sinful. Nothing sinful can ever remain in God's presence.*
5. Where were the rebellious angels sent? *Into hell.*
6. How did Satan continue his rebellion against God? *Tempted Adam and Eve to rebel against God.*
7. What did Adam and Eve's disobedience bring into God's good creation? *Sin and death.*
8. What about God helps us trust Him about what we can't understand about Satan, sin and why God allowed them? *His perfect goodness, power, and wisdom. He hates sin.*
9. What did Jesus come to break? *The power of sin and death.*
10. What did Jesus do to break the power of sin and death? *He lived a perfect life and offered it up on the cross as the perfect sacrifice for the sins of all who turn from their sins and trust Him as their Savior.*
11. What will Jesus do when He returns? *Get rid of sin, death, Satan and his demons forever.*

### **Story Connection Questions**

1. How does the case story point to the **Bible Truth: Angels and People Rebelled against God in the Beginning**? *While Satan tempted Adam to sin against God, he could not tempt Jesus, the Second Adam, into sinning. He saved His people from their sins and crushed Satan's power.*
2. Why was it so important that Jesus—the second Adam—not rebel against God like the first Adam had? *As fully God and fully man, Jesus was the only one who could offer up a perfect life and take all the punishment for the sins of His people. If Jesus sinned, there would be no hope of salvation for anyone.*

### **Bible Verse Connection Question**

1. What does our Bible Truth have to do with our **Bible Verse: 1 John 3:8**: "Whoever makes a practice of sinning is of the devil, for the devil has been sinning from the beginning. The reason the Son of God appeared was to destroy the works of the devil." ?

*Satan was the first to sin. He was sinning from the beginning. Adam and Eve became "of the devil" when they chose to rebel against God. They no longer wanted to keep on loving and pleasing God.*

**Life Application Questions**

1. What should God's people do when they are tempted to sin? *Think about who God is and how whatever He has planned for them is best. Pray that God would show them a way out of temptation, as He promises in His Word. Ask God to give them hearts filled with more love for Him. Ask others to pray for them. Read God's Word to give them strength to resist Satan's temptations.*

2. How can we become God's people? *By turning from our sins, confessing them to God and trusting in Jesus as our own Savior.*

**ACTS Questions**

1. What is something we can praise God for because of this Bible Truth?

*God, we praise You for being completely good, hating sin, yet being so merciful to sinners who turn to You.*

2. What are sins we can confess to God because of this Bible Truth?

*God, we confess that like Adam and Eve, we have chosen to give in to Satan's temptations and rebel against You.*

*We deserve Your punishment, too! We need a Savior!*

3. What is something we can thank God for because of this Bible Truth?

*Thank You, God for sending Your Son Jesus to save from their sins all who trust in Him.*

4. What is something we can ask God for because of this Bible Truth?

*God, help us to resist the temptation to sin. Help us to be satisfied in You, trusting that Your good ways are always best--even when we don't understand them. Help us to choose to obey You rather than rebel against You. Work in our hearts, that we might turn away from our sins and trust in Jesus as our Savior.*

**The Gospel**

1. God show His holiness and His mercy to sinful people in the good news of Jesus. Can you tell me the gospel? *God is the good Creator and King of the world. He made people to worship Him and live by His good laws. But we are all sinners who have rebelled against Him. We all deserve death--God's just, eternal punishment for our sins. How terrible! But God has good news for us. In His great mercy, God sent His Son Jesus to earth to save sinners. Yes, Jesus, the perfect Son of God, left His home in heaven and became a man. He lived the perfect life that pleases God. (He's the only one who has ever done that!) He offered it up to God His Father as the perfect sacrifice for sins when He suffered and died on the cross. Then, on the third day, Jesus rose from the dead in victory. He had fully paid for the sins of God's people, so they wouldn't have to! Now all who turn away from their sins and trust in Jesus as their Savior will receive forgiveness of sins and eternal life with God. They will be His very own special people who will know Him and enjoy Him forever. We can be God's people, too, if we turn from our sins and trust in Jesus as our own Savior.*



## Game: Beanbag Grand March

### Materials

Small bowl or bag  
1 Bean Bag per child  
CD and CD player  
Bible Truth Questions

### Preparing the Game

1. Choose 20+ questions for your game from the Bible Truth Discussion Questions, or make up your own.
2. Write the Bible Truth questions on small thin strips of paper (or make a photocopy of the Bible Truth Discussion Questions and simply cut them into strips) and put them in the bag/bowl.

### Playing the Game

Have the children form partners, then form a big double circle. Give each child a bean bag. Have them balance them on their heads. Tell the children that you will start the music and tell the children to move however you command them to move, such as march, walk, skip, tip toes, big knee bends, pat head, fly like a bird, etc. (BUT NOT RUN!!!) and try not to let their bean bag fall off their heads. When/if the bean bag falls off, a team is to sit down. When the music stops, all of the seated children are asked a question. If they get the right answer, then everyone is released to the march again. If not, then they must wait until the next time a question is asked and answered correctly.

Game continues as number of questions, time, and attention span allow.

NOTE: Have the children who are "out" help make up actions for the other children to do, put them in charge of the music, etc. along with you. This will keep them happily occupied as they continue.

### Non-competitive Option

Let all the children whose beanbag fell join back into the march, even if the class misses the question. Add the missed question back into the bag for further review.

### Optional TAKING IT TO OTHERS Activity: Quiz Questions

Have the children choose a few of the questions from the game to ask the parents/other children during TAKING IT TO OTHERS time. Help pre-readers by whispering the question in their ear and letting them ask it aloud to the parents/other children. Make sure you read the Bible verse aloud before you ask your questions.

Directions:

1. Write words to song in large print before class.
2. Play the song for the children, helping them follow along on the song sheet.
3. Discuss the song, using a few questions from the discussion sheet. *Don't use them all!*
4. Introduce sign language for key words of your choice from sign language sheet for your song. Use as few or as many as you think the children can learn.
5. Sing and sign the song. Sign language as well as large format lyrics and sheet music are found in the PFI Unit Songbook or online.
6. If desired, play the Song Game.

**Optional TAKING IT TO OTHERS Activity: Presenting and Singing the Song**

1. Sing and sign the song, encouraging the watching children/parents to join in.
2. Ask the class some of the questions listed below. The Bible Truth Connection Question is particularly good to help them understand how the song ties in with the Bible Truth.

**This Is My Father's World**

**Verse 3**

This is my Father's world,  
 O let me ne'er forget,  
 That though the wrong  
 Seems oft so strong,  
 God is the Ruler yet.  
 This is my Father's world.  
 The battle is not done.  
 Jesus who died shall be satisfied,  
 And earth and heaven be one.

**Listen to it on PFI ESV Songs 6, Track 8**

**Understanding the Song**

1. Who can call the Lord his/her Father? *All who confess their sins to Him and trust in Him for forgiveness through Jesus' death on the cross.*
2. What belongs to "my Father"? *The world.*
3. What does it mean that "wrong seem oft so strong" in this world? *There are many bad and painful things that happen. Sometimes it seems like they are stronger than God and His plan.*
4. Even though wrong seems often so strong, what should believers remember? *That God is the Ruler of the world still.*
5. What battle isn't done yet? *The Lord's battle over all that is evil in this world.*
6. What does it mean that Jesus shall be satisfied? *Jesus died for the sins of all who would ever turn and trust in Him for forgiveness. He rose again and then ascended into heaven as the conqueror over sin and death for His people. For now, until all of God's plan on earth is complete and all His people from every nation and people have come to Him in faith, the battle against sin and death will continue. But one day, when all of God's plan for this earth is finished, the Lord Jesus will come back, bring an end to of sin, death and Satan in a final and everlasting victory. Then all that He had planned to accomplish with His death, will be completed, satisfied.*
7. What does it mean for heaven and earth to be one? *For God's will is perfectly done here on earth as it is in heaven. This will happen when Jesus is satisfied, when there is the final end to sin and death.*

**Bible Truth Connection Question**

1. How does this song relate to our **Bible Truth: Angels and People Rebelled Against God in the Beginning**? *The wrong in this world that often seems so strong is sin. It came into the world when Adam and Eve believed Satan's tempting lies and rebelled against God. Oh, what terrible suffering and death into God's perfect creation that day! Yet, God is still the ruler of the world, not Satan. He will fight and win over Satan, sin and death! God sent Jesus, just as He promised, to break the power of sin and death, when He died on the cross. And at the end of time, Jesus will come back and bring an end to Satan, his demons and all that is evil, once and for all. God is the Ruler yet.*

**Story Connection**

1. How does this song relate to today's story? *Satan's temptations to rebel against God were strong. Jesus' great hunger, his desire to not suffer on the cross, his desire for people to accept Him as the Son of God made it hard to resist the wrongs of making bread from rocks, jumping off the Temple, coming down from the cross, or even bowing down to Satan. But Jesus knew that God, His Father, was the Ruler yet of the world. He had sent Him to die on the cross and break the power of sin and death that heaven and earth might be one in praising and living for God as it was created to.*

**Bible Verse Connection Question**

1. What does this hymn have to do with our Bible Verse: **Bible Verse: 1 John 3:8:** "Whoever makes a practice of sinning is of the devil, for the devil has been sinning from the beginning. The reason the Son of God appeared was to destroy the works of the devil."?

*This hymn reminds us that because of the devil's work from the beginning, wrong (sin) often seems so strong. But, God is the Ruler yet. Jesus broke the power of sin and death when He died on the cross and rose from the dead. That is just the beginning. When Jesus comes back, He will finish off sin and death forever. The work of the devil will be destroyed and Jesus shall be satisfied once and for all time.*

**Life Application Questions**

1. How can God's people be affected by the message of this song? *They can praise God for being the true Ruler over this world. One day He will bring an end to the strong wrong of sin and death that came into the world through Satan's tempting of Adam and Eve, when Jesus returns. They can ask God to give them strength by His Holy Spirit to resist Satan's temptations to them to sin and rebel against God. They can ask Him to help them want to love and live for Him more and more.*

2. What is the best first step God wants us to take in making Him the Ruler over our lives? *Turning away from our sins, confessing them to God, and trusting Jesus as our own Savior.*

**ACTS Questions**

1. What is something we can praise God for from this hymn? *Praise God for being the Ruler of this world who will overcome all evil.*

2. What are sins we can confess to God from this hymn? *That many times we, like all people, do evil that God will one day finally punish and get rid of. We deserve God's punishment! We need a Savior!*

3. What is something we can thank God for from this hymn? *We can thank God that He has beaten death through Jesus, for all who turn away from disobeying Him and trust in Jesus as their own Savior. We can thank Him for His promise to do away with sin and evil forever one day.*

4. What is something we can ask God for from this hymn? *That God would work in our hearts that we might turn from our sins and trust Jesus as our Savior. That we might not be discouraged by the evil in the world and the sin in our hearts, but remember that He saves all those who trust in Him and that one day all evil will be gone for good.*

**Gospel Question**

1. God is the Ruler of this world who will one day will punish and do away with all evil and sin. What hope is there for sinners like you and me? What is the gospel?

*God is the good Creator and King of the world. He made people to worship Him and live by His good laws. But we are all sinners who have rebelled against Him. We all deserve death--God's just, eternal punishment for our sins. How terrible! But God has good news for us. In His great mercy, God sent His Son, Jesus to earth as a man to save sinners. He lived the perfect life that pleases God. (He's the only one who's ever done that!) He offered it up to God His Father as the perfect sacrifice for sins when He suffered and died on the cross. Then, on the third day, Jesus rose from the dead in victory. He had fully paid for the sins of God's people, so they wouldn't have to! Now all who turn away from their sins and trust in Jesus as their Savior will receive forgiveness of sins and eternal life with God. They will be His very own special people who will know Him and enjoy Him forever. We can be God's people, too, if we turn from our sins and trust in Jesus as our own Savior.*

## **Song Game: Word Take Away**

### **Materials**

Sign Language Signs and Song

White board and marker

Eraser

### **Preparing the Game**

1. Write the words to the song on a white board.

### **Playing the Game**

1. After children have learned the song and signs well, then tell the children that you are going to leave out words from the song (that you've learned signs for) and just do the sign in its place.
2. Have the children help you choose a word to take out. Erase the word from the board. Review the sign the for erased word.
3. Sing the song, trying to remember to NOT sing the word and do only the sign.
4. Continue to take out words until all of the words (with signs) have been taken out.

Game continues as number of questions, time, and attention span allow.

choose a FEW questions for discussion, then choose the game and/or music activity

**Meditation Version: 1 John 3:8**

"Whoever makes a practice of sinning is of the devil, for the devil has been sinning from the beginning. The reason the Son of God appeared was to destroy the works of the devil."

**Understanding the Bible Verse**

1. What is sin? *Failing to obey God and His good laws in what we do or say or think.*
2. Of whom is "he who makes a practice of sinning?" What does that mean? *He is "of the devil." That doesn't mean that he becomes a devil like Satan and the other disobedient angels. Devil is a word used only for rebellious angels. It does mean that like Satan, they choose to keep rejecting God and His good ways over and over and over. They do not desire to turn away from their sins or please God.*
3. What does it mean to make a practice of sinning? *To choose to sin over and over again, not even caring that they are disobeying God. Not wanting to repent and to turn away from their sins and follow God and His good ways.*
4. Everyone sins, both people who are Christians and whose sins have been paid for, as well as people who are not Christians who keep rejecting God's offer of forgiveness. Does that mean that everyone is of the devil, even Christians whose sins have been forgiven by Jesus? *No. When someone becomes a Christian, the Holy Spirit changes their heart and their life. He fills them with more and more love for God. He helps them to turn from sin and love God more and more. They still sin, but they do not want to. They hate sin. They want to please God most of all. They are no longer "of the devil"; they are "of God". He calls them His special, adopted children.*
5. Who is the devil? *Satan is especially known as "the devil," but all of the rebellious angels are also called devils.*
6. How long has he been sinning? *From the beginning.*
7. Does beginning mean from the time God made Satan or something else? *It means something else. God called all that He made good, even all the angels. Satan was good when God created him. Sometime very soon after God created everything, something changed in Satan and he became sinful. Since he became evil so soon after all things were created, it is still called the beginning.*
8. Who is the Son of God? Why did He appear? *Jesus. To destroy the devil's work.*
9. What is the devil's work? *To dishonor God and rebel against His good ways. To ruin His good plan and His good creation.*
10. How did Jesus destroy the devil's work? *The devil tempted humans to rebel against God, too, that they might be separated from Him and face His eternal punishment. Jesus came and died on the cross to pay for the sins of all who turn and trust in Him that their fellowship with God would be restored, that they would no longer want to keep on sinning, and they would enjoy life with Him forever and ever.*
11. How did Jesus "appear?" *He was born a baby in Bethlehem; fully God, yet fully man.*
12. How will Jesus appear at the end of time? *How will He finish destroying the devil's work then? He will not come as a baby, but as the mightiest king. He will bring final judgment upon Satan and the other devils/demons, as well as all people who have refused to confess their sins to Him and be forgiven. Satan along with the other devils/demons and all who refused to believe in Jesus will be punished forever.*
13. What did the devil have to do with people becoming sinful? *Tempted them to sin.*

**Bible Truth Connection Question**

1. What does this verse have to do with the **Bible Truth: Angels and People Rebelled against God in the Beginning?** *Satan was the first to sin. He was sinning from the beginning of creation. Adam and Eve became "of the devil" when they chose to rebel against God. They no longer wanted to keep on loving and pleasing God. But oh, how wonderful that God sent His Son Jesus! Jesus was the Savior who came to rescue sinners from God's punishment that they deserved. Jesus destroyed the devil's work, when He suffered and died on the cross, then rose on the third day in victory! Now all who repent of their sins and trust in Him will be saved.*

**Story Connection Questions**

1. Why did Satan want to tempt Jesus to sin so much? *He knew that Jesus had come to destroy his work.*
2. Why was it so important that Jesus did not sin and become "of the devil?" *As fully God and fully man, Jesus was the only one who could offer up a perfect life and take all the punishment for the sins of His people. If Jesus sinned, there would no hope of salvation for anyone.*

**Life Application Questions**

1. What should we do if we do not want to be "of the devil", but be "of God?" *Confess our sins to Jesus and trust Him as our Savior. He promises to forgive them and make them His people.*

**ACTS Questions**

1. What is something we can praise God for from this Bible verse?

*Praise God for being the Destroyer of the works of the devil! He will bring an end to sin and death!*

2. What is something we can confess to God from this Bible verse?

*Confess that many times we do practice sinning. We choose to disobey God over and over. We need to turn away from our sins and trust in Jesus as our Savior.*

3. What is something we can thank God for from this Bible Verse?

*Thank God for sending Jesus to be the perfectly just and upright offering for the sins of all God's people, that they could be saved from God's punishment. Instead, all who turn from their sins and trust in Jesus can have eternal life with God!*

4. What is something we can ask God for from this Bible Verse?

*Ask God to work in our hearts and help us to confess our sins to Him and trust in Jesus as our Savior. Ask Him to help us to send the Holy Spirit to live in us and change us so that we would reflect more of His perfect justice and uprightness. Ask Him to help us to turn away from making a practice of sinning and instead make a practice of obeying Him.*

**Gospel Question**

1. How did Jesus destroy the works of the devil? What is the gospel?

*God is the good Creator and King of the world. He made people to worship Him and live by His good laws. But we are all sinners who have rebelled against Him. We all deserve death--God's just, eternal punishment for our sins. How terrible! But God has good news for us. In His great mercy, God sent His Son Jesus to earth to save sinners. Yes, Jesus, the perfect Son of God, left His home in heaven and became a man. He lived the perfect life that pleases God. (He's the only one who has ever done that!) He offered it up to God His Father as the perfect sacrifice for sins when He suffered and died on the cross. Then, on the third day, Jesus rose from the dead in victory. He had fully paid for the sins of God's people, so they wouldn't have to! Now all who turn away from their sins and trust in Jesus as their Savior will receive forgiveness of sins and eternal life with God. They will be His very own special people who will know Him and enjoy Him forever. We can be God's people, too, if we turn from our sins and trust in Jesus as our own Savior.*

## Game: Which Way Did It Go?

### Materials

Bible verse written up in large print so that all can see

Coin

Beanbag or other small object

### Preparing the Game

None.

### Learning the Verse

Some or all of your children may be non- or early readers. Teach the verse in sections, having them say it after you. Repeat a few times. Add clapping or other movement as they say it.

### Directions

1. If desired, lead the children in a discussion of a **FEW** of the most important questions before beginning game.

2. Explain the game to them as follows:

Divide the children into two teams. Have the children sit or stand in a circle, alternating team members. Have everyone say the verse together. Explain to the children that they will pass the beanbag, stating clockwise, around the circle. Outside the circle one person, the Coin Flipper, will flip the coin. Each time the Coin Flipper gets a tails, he yells "Change" and the children in the circle change the direction they are passing the beanbag. After 5 changes whoever has the beanbag says the verse for their team. He gets 2 points for his team if he can say it by himself. One point, if he can say it with the help of another team member. If they can't say it, then the person next to him (on the other team) can try to say it for 1 point for his team. The child who correctly recited the verse is the next Coin Flipper. Have everyone say the verse again, then repeat steps.

Game continues until all children get to be the Coin Flipper, or as time and attention span allow.

### Non-competitive Option

Don't split the children into teams. Give the group a target number of points to make. Challenge the children to see how few turns it will take to reach the target number of points. Tally the number of points on a piece of paper. Continue until target number is reached. Repeat, seeing if they can do it in less turns the second time.

### Optional TAKING IT TO OTHERS Activity: Quiz Questions

Have the children choose a few of the questions from the game to ask the parents/other children during TAKING IT TO OTHERS time. Help pre-readers by whispering the question in their ear and letting them ask it aloud to the parents/other children. Make sure you read the Bible verse aloud before you ask your questions.

**Directions:**

1. Write words to song in large print before class.
2. Play the song for the children, helping them follow along on the song sheet.
3. Discuss the song, using a few questions from the discussion sheet. *Don't use them all!*
4. Introduce sign language for key words of your choice from sign language sheet for your song. Use as few or as many as you think the children can learn.
5. Sing and sign the song. Sign language as well as large format lyrics and sheet music are found in the PFI Unit Songbook or online.
6. If desired, play the Song Game.

**Optional TAKING IT TO OTHERS Activity: Presenting and Singing the Song**

1. Sing and sign the song, encouraging the watching children/parents to join in.
2. Ask the class some of the questions listed below. The Bible Truth Connection Question is particularly good to help them understand how the song ties in with the Bible Truth.

**Whoever Make a Practice of Sinning**

Whoever makes a practice of sinning is of the devil,  
for the devil has been sinning from the beginning.

*But wait! There's good news!*

But the reason the Son of God appeared,  
Was to destroy, destroy the devil's works.  
But the reason the Son of God appeared,  
Was to destroy, destroy the devil's works.  
(And He did it!)

First John Three, verse eight.

**Listen to it on PFI ESV Songs 6, Track 10**

**Song Game: Big Voice, Little Voice****Materials**

Song  
Sign language signs used in the song printed out onto little cards  
Blindfold

**Preparing the Game**

None.

**Playing the Game**

1. Practice the song and signs until the children know them well. Then tell them: "Children, we are going to hide a sign language sign and see if one of you can find it... with a little help from the rest of us!"
2. Choose someone to be "It" and blindfold them. Choose another child to hide one of the sign language cards. When it's hidden, "It" can remove the blindfold and begin to look.
3. The rest of the children will sing the song in a louder voice when "It" gets closer to the hidden sign and quieter when "It" gets further from the sign.
4. When "It" finds the hidden clue, another "It" is chosen and play begins again.

Game continues as number of questions, time, and attention span allow.



**STORY REVIEW**

Directions: Read and discuss Bible Truth, using a FEW of the questions. Play game. Feel free to modify the game to fit your children.

**General Story Questions**

1. What did Satan enjoy watching after Adam and Eve sinned? *The spread of sin and death throughout God's perfect creation.*
2. What did Satan call himself? *The Prince of This World.*
3. Who was Satan watching to come? *The Son of Eve who would crush him.*
4. Who was the Son of Eve? Why is He also called the Second Adam? *Jesus. The first Adam came and brought sin into the world. This one man, bringing sin to many. Jesus, like a second Adam would come and by offering up His one perfect life, would bring salvation to many.*
5. How did Satan know that Jesus had come? *The angels glorious announcement to the shepherds that "Christ the Lord" had come; the brilliant star that led the Magi to worship Jesus.*
6. What did King Herod do that pleased Satan? *He sent soldiers to Bethlehem to kill baby Jesus.*
7. How did Jesus escape from the soldiers? *An angel warned Joseph in a dream to escape to Egypt.*
8. How did Satan tempt Jesus to sin in the wilderness? *To make bread out of stone, instead of being satisfied with God's timing in giving Him food.*
9. What did Satan tempt Jesus to do at the Temple? *Throw Himself off (and be rescued by God's angels) to show everyone that He was the Son of God.*
10. How did Satan tempt Jesus to avoid saving His people by suffering on the cross? *Offering to give Him all the nations if He would only bow down and worship Satan.*
11. What did Jesus use to know what the right thing to do when Satan tempted Him? *He used words from the Bible.*
12. How did Satan use Peter to try to get Jesus to rebel against God's plan? *Peter tried to talk Jesus into not suffering and dying because He was the Son of God.*
13. How did Satan use Judas? *To betray Jesus so that He would be handed over to the Jewish leaders and put to death.*
14. Why was Satan pleased with how the crowd taunted Jesus as He hung dying on the cross? *He hoped Jesus would come down from the cross and not finish the work of salvation.*
15. What did Jesus' rising from the dead show? *That Jesus had destroyed Satan's power over sin and death.*
16. What will Jesus do at the end of time that will finish crushing Satan? *He will give Satan and his demons their final judgment. They will be thrown into the Lake of Fire and tormented forever.*

**Bible Truth Connection Questions**

What does this story have to do with our Bible Truth? *In the beginning, Satan tempted Adam and Eve to rebel against God. When Jesus came as a kind of second Adam to bring salvation, Satan tried to tempt him, just like he had the first Adam. But Jesus would not turn away from God. He would not be led into sin.*

**Bible Verse Connection Question**

What does the story have to do with our **Bible Verse: 1 John 3:8**: "Whoever makes a practice of sinning is of the devil, for the devil has been sinning from the beginning. The reason the Son of God appeared was to destroy the works of the devil."?

1. Why did Satan want to tempt Jesus to sin so much? *He knew that Jesus had come to destroy his work.*
2. Why was it so important that Jesus did not sin and become "of the devil?" *As fully God and fully man, Jesus was the only one who could offer up a perfect life and take all the punishment for the sins of His people. If Jesus sinned, there would no hope of salvation for anyone.*

**Life Application**

1. How can God's people act like Jesus when Satan tempts them? *They can remember that they will never be more satisfied than when we do God's will, even if it is very hard.*
2. How can we become God's people? *We can turn away from our sins, confess them to God and trust in Jesus as our own Savior.*

**ACTS Questions**

1. What's something we can praise God for from this story? *Praise Jesus for being the Strong Second Adam, who always said no to Satan.*
2. What's something we can confess from this story? *Confess that many times we give into temptation. We choose to disobey God. We deserve God's punishment. We need a Savior!*
3. What's something we can thank God for from this story? *We can thank Jesus for choosing the hard path of suffering that we might be saved.*
4. What is something we can ask God for, from this story? *We can ask God to work in our hearts, helping us to turn away from our sins and trust Jesus as our own Savior. We can ask Him to help us say no to the temptations of Satan, and say "yes" to obeying God, even when it is very hard.*

**The Gospel**

1. How did Jesus, the Second Adam, save God's people? What is the gospel? *God is the good Creator and King of the world. He made people to worship Him and live by His good laws. But we are all sinners who have rebelled against Him. We all deserve death--God's just, eternal punishment for our sins. How terrible! But God has good news for us. In His great mercy, God sent His Son Jesus to earth to save sinners. Yes, Jesus, the perfect Son of God, left His home in heaven and became a man. He lived the perfect life that pleases God. (He's the only one who has ever done that!) He offered it up to God His Father as the perfect sacrifice for sins when He suffered and died on the cross. Then, on the third day, Jesus rose from the dead in victory. He had fully paid for the sins of God's people, so they wouldn't have to! Now all who turn away from their sins and trust in Jesus as their Savior will receive forgiveness of sins and eternal life with God. They will be His very own special people who will know Him and enjoy Him forever. We can be God's people, too, if we turn from our sins and trust in Jesus as our own Savior.*

## Game: Forceball

### Materials

One kick ball or other rubber ball  
Masking tape  
Yard stick  
Story Review Questions

### Preparing the Game

1. Choose 20+ questions for your game from the Story Review Discussion Questions, or make up your own.
2. Use the tape to mark 2 lines about 3 yards apart.

### Playing the Game

Divide the children into two teams and have each team line up behind one of the lines.

Players should stand side to side, with legs apart and feet touching. The two teams are facing each other. Play starts as one team rolls (with their hands) the ball to the other team, trying to get it through the other team's legs without being blocked. The defending team cannot move their feet to block the ball. They can only block it with their hands. If the ball gets through their legs, the other team can get 2 points if they can answer a Story Review question correctly. If they do not say it correctly, then the defending team can try for 1 point. The defending team then bats the ball and tries to get it through the other team's legs. The team with the most points wins.

Game continues as number of questions, time, and attention span allow.

### Non-competitive option

This game is difficult to make completely non-competitive. You can, however, not keep track of points.

### Optional TAKING IT TO OTHERS Activity: Quiz Questions

Have the children choose a few of the questions from the game to ask the parents/other children during TAKING IT TO OTHERS time. Help pre-readers by whispering the question in their ear and letting them ask it aloud to the parents/other children.

**CASE REPLAY ACTIVITIES**

Use this guide to review the Case Story and act it out for others to enjoy!

**CASE REPLAY, JR: YOUNGEST CHILDREN**

**Description:** The children will act out the story together, everyone doing the same action/sound effect at the same time. This activity is most suitable for kindergarteners.

**Materials**

The Case RePlay, Jr. script for younger children

**Preparation**

1. Read through the script and write in the blanks along the side possible actions/sound effects the children could do to act it out.

**Instructions**

1. Tell the children that they will be re-enacting the story together as you tell it.
2. As you read the script, lead the children in actions/sound effects to do with you.
3. If desired, you can read the script and stop at certain sentences and ask them what a good action/sound effect would be to act out what you just read.
4. Repeat the re-enactment one or two times more.

**CASE REPLAY, SR: OLDER CHILDREN**

**Description:** The children act out the story as a three-scene play. You will narrate it using the Case RePlay, Sr. script and they will act it out (no spoken words, for the most part), with each child assuming a different character's role. This activity is most suitable for first grade and up. You will review the story, then practice it a few times before performing it for others.

**Materials**

The Case RePlay, Sr. script  
White board or other large format paper  
Costumes and props

**Preparation**

1. Prepare for the play by choosing costumes and props for each character in the story. Decorate the area with any scenery props.
2. Write the words "Beginning," "Middle," "End" on a large piece of paper/whiteboard with plenty of space under each heading. You will use this paper to help the children think about the story as a three-scene play, as it is presented in the script.

**Instructions**

1. Tell the children that they will get to act out the story as a three-scene play, with a beginning, middle and end section. Tell them that before they can act it out, they need to think it out. as you narrate it with your script.
2. Take the children's answers as they recount the story, helping them put key incidents in the right order.
3. If desired, when they have filled in their Beginning, Middle, End, read through your whole (real) script, so they hear exactly what you will have them act out.
4. Then tell the children that it's time to practice acting out the story.
5. Assign parts to each child. If you are using costumes, do NOT give them out at this point. They will be a distraction.
6. Have all the children sit on the floor or in chairs on one side of the "stage," then call the characters up in place as their part in the story comes.
7. As you read the script, guide the children in where you want them to move or do to act it out.
8. After going through the whole script once, give out any costumes and props and act out the script once or twice more.

**Optional TAKING IT TO OTHERS Activity: Re-enacting the Story**

Read the script as the children act out together (younger) or assuming different roles (older) as the other children or the parents watch.

**CASE REPLAY, JR--YOUNGER KIDS (KINDERGARTEN) P.2**

“Welcome to our play! The name of our story is called: The Case of the Man Who Refused to Give In. This story takes place in New Testament times, starting out near Bethlehem, when Jesus was born.

And now we present: “The Case of the Man Who Refused to Give In.”

**Scene 1:**

Ever since Adam and Eve sinned, in the beginning, Satan enjoyed the spread of sin and death in God’s perfect creation. He called himself the Prince of This World, but knew that one day the promised Son of Eve would come like a Second Adam, to save God’s people from their sins and crush him. When glorious angels proclaimed to shepherds watching their sheep that Christ the Lord had come; and a bright, new star led Magi to worship the new king of the Jews, Satan knew the Son of Eve, his enemy had arrived. Satan wanted to destroy Jesus before Jesus could crush him. He rejoiced when jealous King Herod sent soldiers to Bethlehem to kill baby Jesus, only to find Joseph, Mary and Jesus safely escaped into Egypt.

**Actions:**

---

---

---

---

**Scene 2:**

When John baptized Jesus at the Jordan River and the Holy Spirit led Jesus out into the wilderness to prepare to tell the people the good news of salvation, Satan was right there looking to tempt Jesus to sin. With nothing to eat or drink for 40 days, Jesus was tired and weak. Satan came to Jesus and tempted Him to make bread from the rocks, if He was the Son of God. Then he led Jesus to the top of the Temple and tempted Him to throw Himself down and be rescued by angels so everyone would see and believe. Last of all, Satan showed Jesus all the kingdoms of the earth and promised Jesus that if He bowed down to him, he would give them all to Him. But as tempting as these things were, Jesus resisted each time. He chose to be satisfied with God’s plan and timing. He would rather suffer than rebel against God. Defeated, Satan slunk away.

---

---

---

---

**Scene 3**

Satan kept trying to tempt Jesus to sin. Through Peter, Satan tried to encourage Jesus not to suffer and die on the cross. Satan worked in Judas to betray Jesus and turn Him over to be arrested and crucified. Even as He hung on the cross, Satan delighted in the people who tempted Jesus to come down and prove He was the Son of God. But never did Jesus give into temptation. He chose to suffer and be satisfied in God’s good plan. Jesus suffered and died on the cross for God’s people. He was buried and three days later, having broken the power of sin and death. At the end of time, Jesus will come back and finish crushing Satan. He will do away with sin and death forever. He will have Satan and his demons thrown into the Lake of Fire for never-ending punishment.

---

---

---

---

---

---

---

---

**Bible Truth Tie-In:**

The Bible Truth we are learning is: **Angels and People Rebelled against God in the Beginning.** While Satan tempted Adam to sin against God, he could not tempt Jesus, the Second Adam, into sinning. He saved God’s people from their sins and crushed Satan’s power forever.

## **CASE REPLAY, SR--OLDER KIDS (1ST GRADE AND UP) P.3**

"Welcome to our play! The name of our story is called: The Case of the Man Who Refused to Give In.

This story takes place in New Testament times, starting out near Bethlehem, when Jesus was born.

The characters in our story are: Satan, Angels, Shepherds, Magi, King Herod, Soldiers, Joseph, Mary, Baby Jesus, John the Baptist, Peter, Judas Iscariot, other disciples, Jewish leaders, people.

And now we present: "The Case of the Man Who Refused to Give In."

### **Scene 1: (Beginning)**

Ever since Adam and Eve sinned, in the beginning, Satan enjoyed the spread of sin and death in God's perfect creation. He called himself the Prince of This World, but knew that one day the promised Son of Eve would come like a Second Adam, to save God's people from their sins and crush him. When glorious angels proclaimed to shepherds watching their sheep that Christ the Lord had come; and a bright, new star led Magi to worship the new king of the Jews, Satan knew the Son of Eve, his enemy had arrived. Satan wanted to destroy Jesus before Jesus could crush him. He rejoiced when jealous King Herod sent soldiers to Bethlehem to kill baby Jesus, only to find Joseph, Mary and Jesus safely escaped into Egypt.

### **Scene 2: (Middle)**

When John baptized Jesus at the Jordan River and the Holy Spirit led Jesus out into the wilderness to prepare to tell the people the good news of salvation, Satan was right there looking to tempt Jesus to sin. With nothing to eat or drink for 40 days, Jesus was tired and weak. Satan came to Jesus and tempted Him to make bread from the rocks, if He was the Son of God. Then he led Jesus to the top of the Temple and tempted Him to throw Himself down and be rescued by angels so everyone would see and believe. Last of all, Satan showed Jesus all the kingdoms of the earth and promised Jesus that if He bowed down to him, he would give them all to Him. But as tempting as these things were, Jesus resisted each time. He chose to be satisfied with God's plan and timing. He would rather suffer than rebel against God. Defeated, Satan slunk away.

### **Scene 3: (End)**

Satan kept trying to tempt Jesus to sin. Through Peter, Satan tried to encourage Jesus not to suffer and die on the cross. Satan worked in Judas to betray Jesus and turn Him over to be arrested and crucified. Even as He hung on the cross, Satan delighted in the people who tempted Jesus to come down and prove He was the Son of God. But never did Jesus give into temptation. He chose to suffer and be satisfied in God's good plan. Jesus suffered and died on the cross for God's people. He was buried and three days later, having broken the power of sin and death. At the end of time, Jesus will come back and finish crushing Satan. He will do away with sin and death forever. He will have Satan and his demons thrown into the Lake of Fire for never-ending punishment.

### **Bible Truth Tie-In:**

The Bible Truth we are learning is: **Angels and People Rebelled against God in the Beginning.** While Satan tempted Adam to sin against God, he could not tempt Jesus, the Second Adam, into sinning. He saved God's people from their sins and crushed Satan's power forever.

## Thirty Pieces of Silver

### Description

Children will make a drawstring bag with “silver” money in it.

### Materials

#### Coin Bag:

Brown, tan or black felt

Brown, tan or black yarn/string Blunt tapestry needles, one per child

#### Paper coins:

Cardstock

Foil

Thin point black permanent markers or black ink pens

### Preparing the Craft

#### Coin Bag

1. Cut out Template #1 from the felt, one per child.
2. For younger children, use the skewer to create a series of holes along outside of circle as shown on Pattern #1. You may want to let older children do this themselves.
3. Cut 20”pieces of yarn.
4. Thread the tapestry needles with the yarn, both ends knotted together.

#### Coins

1. Cut circles out of cardstock, 30 per child (less, if desired)
2. Cut foil into squares big enough to cover both sides of coins with some left over.

### Making the Craft

1. Show the sample of the craft you have made.
2. Have the children weave the tapestry needle with yarn in and out of the holes in the felt. Cut off yarn near the needle and tie ends together. Pull on one end of the yarn and draw the circle up into a gather. This will be the coin purse.
3. Have the children cover the paper pieces in foil, pressing the excess foil on the back side of the coins.
4. Children can add their own coin designs to front side of their coins with the markers or black ink pens. If using permanent markers, you may want to provide craft smocks for the children.
5. Put coins in the bag.

### Optional TAKING IT TO OTHERS Activity: Craft Presentation

If you are presenting the craft to other children or parents the children can hold up their crafts (or your model craft) and read their Bible Truth Connection answers to explain the importance of the craft.

**CASE CRAFT****Discussion Guide****Instructions:**

As the children are settled into making their craft, ask them these questions to help them understand the craft's significance. Use the answers provided to guide the children's answers.

**Discussion Questions**

1. Which of Jesus' disciples did Satan tempt to betray Jesus? *Judas Iscariot.*

2. Who did Judas Iscariot hand Jesus over to?  
*The Jewish leaders.*

3. What temptation did Satan use?  
*Judas' love of money. He wanted the thirty pieces of silver the leaders offered him.*

4. What is Bible Truth that we are learning?  
*Angels and People Rebelled against God in the Beginning.*

5. What does our craft have to do with our Bible Truth: Angels and People Rebelled against God in the Beginning?

*Satan was successful in tempting the first Adam to rebel against God and he knew he must succeed in getting Jesus, the "second Adam" God had promised would save His people, to fail in His mission, if he were to spoil God's plans. He even used Judas Iscariot, one of Jesus' very closest disciples to try to spoil God's plans for Jesus.*

6. What can our craft help us remember?  
*Nothing Satan could do could spoil God's plans of salvation for His people. God will always win over Satan's tricks and plans.*

**TAKING IT TO OTHERS****Craft Presentation****Instructions:**

Have children hold up your model craft/their crafts. Choose five children (or you say) the five sections below to explain the craft's importance.

**Presentation:**

1. Our craft is: Thirty Pieces of Silver.

2. In Jerusalem, Judas Iscariot betrayed Jesus into the hands of the Jewish leaders for thirty pieces of silver because he chose to listen to Satan's tempting whispers in his heart to choose money over following Jesus.

3. Our Bible Truth is: Angels and People Rebelled against God in the Beginning.

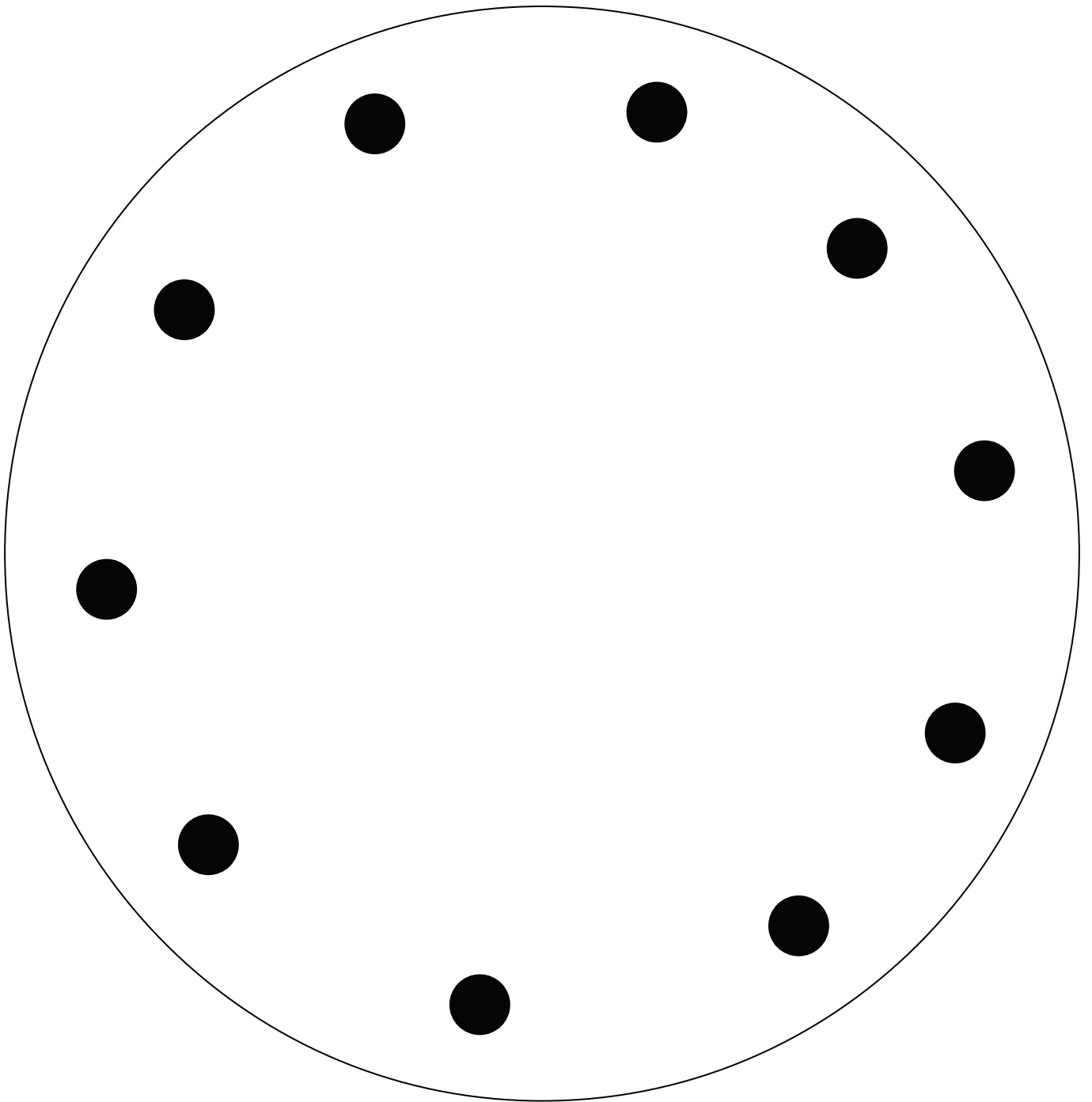
4. Satan was successful in tempting the first Adam to rebel against God and he knew he must succeed in getting Jesus, the "second Adam" God had promised would save His people, to fail in His mission, if he were to spoil God's plans. He even used Judas Iscariot, one of Jesus' very closest disciples to try to spoil God's plans for Jesus.

5. Our craft can help us remember that nothing Satan could do could spoil God's plans of salvation for His people. God will always win over Satan's tricks and plans.

Note: Even non-readers can participate in presenting the craft, if you will whisper what they are to say in their ear and let them say it aloud for the others to hear.



Craft Pattern #1  
Coin Bag





**BEFORE CLASS:****1. PICK YOUR PERSON**

VIPPs can be anyone in your church! Typically, they fall into 6 categories: Church staff, Elders, Deacons/deaconesses, Special Volunteers (people who aren't paid, but spend a lot of time helping out in particular ways), Supported Workers (aka missionaries), and Church Members.

**2. GATHER YOUR FACTS**

Use the VIPP Information Sheet to write down the facts about your VIPP. The information on this worksheet is used in the VIPP activities, listed in the "Choose an Activity" section below.

**DURING THE ACTIVITY:****1. INTRODUCE YOUR VIPP**

Introduce your VIPP to the children, using the VIPP Information Sheet. Fill in a set of VIPP Clue Cards with the information for your VIPP. If desired, you can even have the actual person come into class for the children to meet.

Need help describing what someone does for the church in a kid-friendly way? Check out the list of common VIPPs on the Praise Factory website in the PFI resources. There are lots of kid-friendly descriptions for common VIPP's, such as pastors, elders, deacons and a lot more.

**2. PRAY!**

Lead the children in praying for the VIPP. Ask the children if they would like to pray for one of the VIPPs prayer requests. Even non-readers can pray for the VIPP if you whisper the prayer request in their ear, then let them say it aloud. Never force a child to pray!

**3. CHOOSE AN ACTIVITY**

There are two activities you can use to help the children learn about the VIPP:

**VIPP Clue Cards:** These are nine coloring sheets in which children fill in the nine things they learn about the VIPP from the VIPP Information Sheet. Photocopy a set of each child. Use as few or as many of these Clue Cards as you desire. Clue Cards found at the back of this book.

**VIPP Game:** This is a game that uses a set of Clue Cards for one or two VIPPs.

Choose a VIPP and fill in his/her information on the VIPP Information Sheet. Fill in a set of VIPP Clue Cards with the information for your VIPP. Tell the children about the VIPP, having them fill in the VIPP Clue Cards with the key facts as they learn them. Write any words the children need to write on a white-board or other piece of paper so they can see how to spell them. Help younger children write these words on their clue cards. Ideas for how to tell the children about many common VIPPs are listed at [praisefactory.org](http://praisefactory.org) with the resources for this Bible Truth.

**Optional TAKING IT TO OTHERS Activity: Introduce and Pray for the VIPP**

If you are presenting the VIPP to other children or parents you can assign children to hold up the 10 clue cards and say what each card tells about the VIPP. (Or, you can have the children hold them up as you tell what each one means.) Then lead the children in praying for the VIPP.

## Game: Stop and Go

### Materials

Information for one VIPP  
2 Sets of Clue Cards  
8 8.5" x 11" Manilla Envelopes  
Ball  
Blindfold  
Bag

### Preparing the Game

1. Fill in one set of clue sheets for the VIPP you are using.
2. Tape the other (blank) set of Clue Cards to the outside of the manilla envelopes.
3. Put the filled-in clue cards in the corresponding envelope.
4. Put all the Clue Cards envelopes in a bag, except for the ones with the names and pictures of the VIPPs.

### Playing the Game

**Reveal:** Tell the children about the VIPP, showing them your filled-in clue cards as you tell about them.

**Review:** Have the children stand or sit in a circle. Choose one child to be the Caller. The Caller stands in the center of the circle, blindfolded. Hand the ball to a child in the circle. At the Caller's "Go" command, the ball is passed around the circle. It is passed around until the Caller says "Stop." Whoever has the ball when the Caller says stop chooses a Clue Card envelope. The child (or the teacher) tells the class the Clue Card category and asks them if they can remember the answer for the VIPP. The envelope is opened to see what the answer is. If the children get it right, the category is retired. If they get it wrong, it goes back into the pile of envelopes.

**VIPP INFORMATION SHEET**

**VIPP NAME:**

\_\_\_\_\_

**WHAT VIPP LOOKS LIKE**

Man or Woman? \_\_\_\_\_

Hair color? \_\_\_\_\_

Eye color? \_\_\_\_\_

**FAVORITE ANIMAL**

\_\_\_\_\_

\_\_\_\_\_

**FAVORITE FOOD**

\_\_\_\_\_

\_\_\_\_\_

**FAVORITE FREE TIME ACTIVITY**

\_\_\_\_\_

\_\_\_\_\_

**WHAT VIPP DOES DURING WEEK**

\_\_\_\_\_

\_\_\_\_\_

\_\_\_\_\_

\_\_\_\_\_

**VIPP GROUP OF SERVICE:**

Church Member

Deacon

Elder

Church Staff

Special Volunteer

Supported Worker  
(Missionary)

**3 WAYS VIPP SERVES CHURCH**

\_\_\_\_\_

\_\_\_\_\_

\_\_\_\_\_

\_\_\_\_\_

\_\_\_\_\_

\_\_\_\_\_

\_\_\_\_\_

\_\_\_\_\_

**3 WAYS TO PRAY FOR THE VIPP**

\_\_\_\_\_

\_\_\_\_\_

\_\_\_\_\_

\_\_\_\_\_

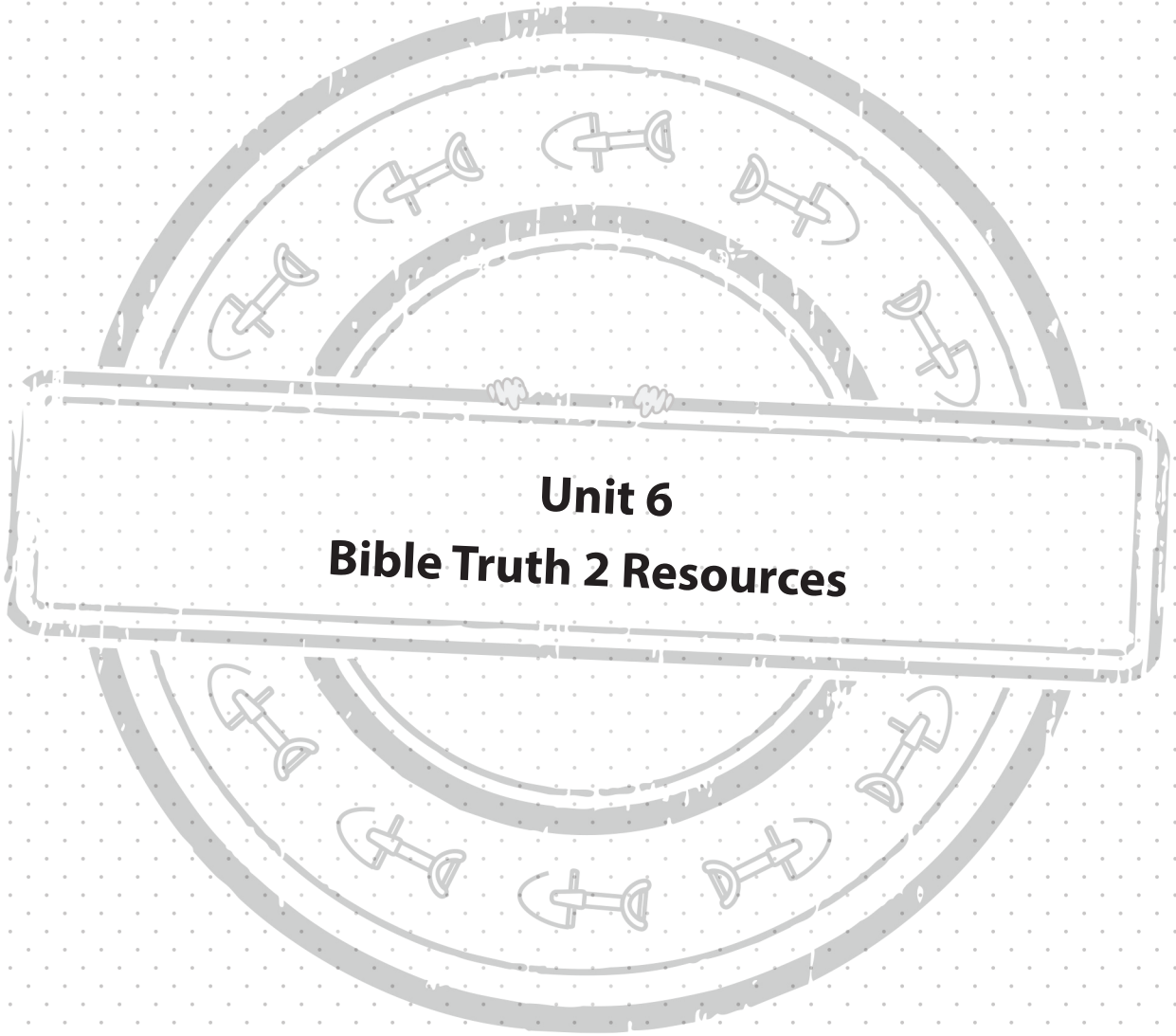
\_\_\_\_\_

\_\_\_\_\_

\_\_\_\_\_

\_\_\_\_\_





**Unit 6**  
**Bible Truth 2 Resources**

## **BIBLE TRUTH 2 OVERVIEW**

### **Unit 6: God, the Just and Merciful**

**Big Question and Answer:** "How did bad things come to God's good world? Bad things came through sin!"

**Bible Verse:** "Therefore, just as sin came into the world through one man, and death through sin, and so death spread to all men because all sinned." Romans 5:12

### **Bible Truth 2 Concept: God Treated the First Sinners with Justice and Mercy**

When Adam and Eve rebelled against God, they received the terrible consequences of their sins, just as God had warned them they would. They had enjoyed a life without sin. Now all that changed. Their hearts used to be full of peace and love. Now they were afraid and selfish. Their work used to be a complete pleasure. Now it became frustrating and unsatisfying, filled with troubles. Their bodies had been full of health and life. Now they grew weak and sick. One day they would die. Worst of all, they used to enjoy wonderful fellowship with God, and now that fellowship was broken. This is what the Bible calls being dead in sin. How Adam and Eve and all God's creation groaned under sin!

Adam and Eve deserved no relief from their punishment, but God treated them better than they deserved. He gave them hope, even that day. He promised them that a son of Eve's would come to defeat Satan and bring salvation.

Who was that son? Jesus, the Son of God! He would live the perfect life that Adam and Eve should have lived, but did not. On the cross, He would offer it up as the perfect payment for the sins of all those who would ever turn from their sins and trust in Him as their Savior. God, Himself, would satisfy His justice so that He could show us mercy!

### **Bible Truth 2 Bible Verse**

**Meditation Version: Romans 6:23**

"For the wages of sin is death, but the free gift of God is eternal life in Christ Jesus our Lord."

### **Bible Truth 2 ACTS Prayer**

- A** God, we praise You for hating sin and being perfectly just. And yet, also very merciful to sinners.
- C** God, we confess that we, like Adam and Eve, hide our sins and blame others for things that are our fault. We deserve Your punishment, too! We need a Savior!
- T** Thank You, God for not just treating us as our sins deserve, but sending us a Savior, Your Son Jesus, to save us.
- S** God, help us to be honest before You and others about our sins. Work in our hearts, that we might turn away from our sins and trust in Jesus as our Savior. Have mercy on us!

### **Bible Truth 2 Stories**

**Lesson 1: The Case of the Horrible Hiders (Old Testament)** Genesis 2,3

**Lesson 2: The Case of the Chief's Eyes (Story of the Saints)**

**Lesson 3: The Case of the Happy Homecoming (New Testament)**

Genesis 2,3; Ezekiel 47:12; Isaiah 7:14; 9:6; 59:15-16; 65:17-25; Daniel 9:25;  
John 10:15-18; 11:25; 14:2-3; 1 Corinthians 15:50-54; Revelation 2:7; 20:7ff; 22:1-5



**1. GETTING STARTED: Welcome and Opening Songs** (*introduce unit and get kids moving with these songs*)

<p><b>Welcome</b></p>	<p>“Welcome to Praise Factory. We’re so glad you’ve joined us! Here at the PFI we are investigators. (That’s what the “I” stands for!) Investigators look for answers to questions. In PFI, we look for answers to big questions about God. We dig deep down in the truths of God’s Word to find them.”</p>
<p><b>Praise Factory Theme Song</b></p>	<p>“Let’s sing our Praise Factory Investigator’s theme song.”</p> <p><b>PFI: Praise Factory Investigators</b> <span style="float: right;"><i>PFI ESV Songs 6, Track 1</i></span></p> <p>We’re PFI: Praise Factory Investigators,  Diggin’ deep down for truths in God’s Word,  That’s PFI: Praise Factory Investigators,  Diggin’ deep down for truths in God’s Word,  We’re looking for answers to very big questions,  Big questions about God,  If you’re looking for answers to very big questions ‘bout God, come along,  Join PFI: Praise Factory Investigators,  Diggin’ deep down for truths in God’s Word,  That’s PFI: Praise Factory Investigators,  Diggin’ deep down for truths in God’s Word.  Deep down, diggin’ down, Let’s go diggin’ down,  Deep down, diggin’ down,  ‘Til answers to all our Big Questions we’ve found.  We’re PFI: Praise Factory Investigators,  Diggin’ deep down for truths in God’s Word,  That’s PFI: Praise Factory Investigators,  Diggin’ deep down for truths in God’s Word.</p>
<p><b>Classroom Rules Song</b></p>	<p>An important part of Praise Factory is helping us worship God and love one another. Our WoGoLOA song reminds us how we should act. Let’s sing it.”</p> <p><b>WoGoLOA Rules Song</b> <span style="float: right;"><i>PFI ESV Songs 6, Track 2</i></span></p> <p>Refrain:  WoGoLOA means “Worship God and love one another,”  WoGoLOA means “Worship God and love one another.”</p> <p>WoGo means “Worship God.”  Sound off, 1,2,3,  Joyfully take part,  Listen to others,  Obey your teachers. (<i>Refrain</i>)</p> <p>LOA means “Love One Another.”  Sound off, 1,2,3,  Be kind,  Be encouraging,  Help others, help others. (<i>Refrain twice</i>)</p>

**1. GETTING STARTED, continued**

<b>Opening Prayer</b>	"Let's ask God to help us obey these rules, and to help us worship Him and love one another as we learn more about Him today. Let's pray." <i>Pray.</i>
<b>Big Question Under Investigation:</b>  <b>Big Question 12 and Songs</b>	<p>"Now it's time to turn to today's <b>Big Question Under Investigation</b>.</p> <p>It's: <b>How Did Bad Things Come to God's Good World?</b></p> <p>When God created the world in the beginning, He created all things good. But now there are many terrible things in God's good world. All these bad things came through sin when we rebelled against God.</p> <p>So the answer to our Big Question, '<b>How Did Bad Things Come to God's Good World?</b>' is: <b>Bad Things Came through Sin!</b></p> <p>"Let's sing our Big Question Song(s): <span style="float: right;"><i>choose one or both</i></span></p> <p><b>Big Question 6 Song</b> <span style="float: right;"><i>PFI ESV Songs 6, Track 3</i></span>  <i>(adapted version of "Frere Jacques?")</i></p> <p>How did bad things,  How did bad things,  Come to God's good world?  Come to God's good world?  Bad things came through sin,  Bad things came through sin,  That's how bad things came,  That's how bad things came.</p> <p><b>Bad Things</b> <span style="float: right;"><i>PFI ESV Songs 6, Track 4</i></span></p> <p><i>Refrain:</i>  Bad things, bad things,  How did bad things come to God's good world?  Bad things, bad things,  Bad things came through sin.</p> <p>Sin is saying "no" to God,  When we should say, "Yes,"  Satan said "no" to God,  And so began the me-ee-me-ee-ess. <i>Refrain</i></p> <p>Adam and Eve said "no" to God,  And so sin came to men,  It spread to all of God's good world,  And down to their children-ee-en-ee-en. <i>Refrain</i></p> <p>We all deserve God's punishment,  Death is the wages of sin,  But there's eternal life through Jesus Christ,  For all who believe in Him-ee-im-ee-im. <i>Refrain</i></p>

**1. GETTING STARTED, continued**

**Unit 6**  
**Bible Verse**

*You might also enjoy listening to:  
Sin Came Into the World (version 2)  
Romans 5:12, ESV  
PFI ESV Songs 6, Track 6  
and  
You Must Not Eat, Eat, Eat,  
Genesis 2-3, HCSB  
PFI ESV Songs 6, Track 7*

"How do I know this is true? The Bible tells me so!

Romans 5:12 tells us:

"Therefore, just as sin came into the world through one man, and death through sin, and so death spread to all men because all sinned."

**Big Question 6 Bible Verse Song**  
**Sin Came into the World: Romans 5:12**

*PFI ESV Songs 6, Track 5*

Sin came into the world,  
Through one man,  
And death through sin,  
And so death spread to all.  
Death spread to all men,  
Because all sinned.  
Sin came into the world,  
Through one man.  
Romans Five, twelve.

"Sin is how bad things entered the world. Sin is disobeying God and His good ways. It entered the world through one man and his wife--Adam and Eve, but it has spread to us all. We are all sinners who all face God's punishment. How very, very sad! Oh, how we need a Savior!

**2. DIGGING DEEP DOWN: Key Concept and Story (introduce the Bible Truth and tell the related story)**

**Bible Truth 2**

"It's time for us to dig down deeper for answers to our Big Question. We're learning **THREE** Bible Truths that all tell us something about how sin entered the world and what our just and merciful God has done. We have learned one already. Can you remember what it is? (Angels and People Rebelled against God in the Beginning.)

The Bible Truth we are going to be thinking about today is:

**God Treated the First Sinners with Justice and Mercy.**

God made the world perfectly good, but it did not stay that way. In heaven, a mighty angel named Satan led a rebellion of angels against God. Nothing sinful can ever remain in God's holy presence. These rebellious angels, called demons, were cast out of heaven and thrown into hell.

Satan continued his rebellion against God by tempting Adam and Eve to rebel against God, too. Their disobedience brought sin and death into the perfect world God created.

There are many things we cannot understand about Satan, evil and sin or why God allowed them. However, we do know that God is perfectly good, powerful and wise. His ways are perfect and are so much more than our small minds can understand.

God hates sin and will do away with it. He sent Jesus to break the power of sin and death for all who trust in Him as their Savior. And one day Jesus will return again to rid the world of sin and death, Satan and his demons forever. What a wonderful day that will be!

**2. DIGGING DEEP DOWN, continued****Bible Truth 2  
Hymn**

"Long ago, a man named Joseph Hart was thinking about this Bible truth, too. He wrote words a hymn called "Come, Ye Sinners, Poor and Needy" We're going to learn a verse from it.

**Come, Ye Sinners, Poor and Needy***PFI ESV Songs 6, Track 10***Verse 1**

Come ye sinners, poor and needy,  
Weak and wounded, sick and sore;  
Jesus ready stands to save you,  
Full of pity, love, and pow'r.

**Refrain**

I will arise and go to Jesus,  
He will embrace me in His arms.  
In the arms of my dear Savior,  
O there are ten thousand charms.

Adam and Eve--and all people after them-- suffer the consequences of their sinful rebellion. Everyone is poor and in need of a Savior. Everyone is weak and weary, sick and sore from sin. God, in His great mercy, promised Adam and Eve that one day He would send a Savior to crush Satan. Jesus paid for the sins of all who would ever turn and trust in Him. He welcomes them tenderly to come to Him and know the ten thousand charms of His love.

**Bible Truth 2  
Bible Verse  
and Song**

"The Bible verse we are going to be digging down into for this Bible Truth is:

**Romans 6:23**

"For the wages of sin is death, but the gift of God is eternal life in Christ Jesus our Lord."

Because God is good and just, He punishes sin. When Adam and Eve rebelled against God, He punished their sin. What is the punishment for sin? It is death--separation from God and all His good ways. Adam and Eve knew some of that separation from God that very day. When their bodies died they deserved to know complete separation from Him. But God is so very merciful. He treats sinners who repent of their sins and trust in Him so much better than they deserve! That same day God gave Adam and Eve the punishment for their sins, He also gave them the promise of eternal life through Jesus, the son of Eve who would crush Satan once and for all.

We've said our Bible verse, now let's sing it!

**For the Wages of Sin Is Death***PFI ESV Songs 6, Track 11*

For the wages of sin is death,  
But the free gift of God is eternal life,  
Through Christ Jesus our Lord.  
For the wages of sin is death,  
But the free gift of God is eternal life,  
Through Christ Jesus our Lord.  
Romans Six, twenty-three.

**2. DIGGING DEEP DOWN, continued****LESSON 1 STORY**

**Old Testament Story:**

**The Case of the Horrible Hiders**  
Genesis 2,3

"Now it's time for today's story called: **The Case of the Horrible Hiders.**  
**As you listen to the story, see if you can figure out:**

- 1. Who were the Hiders? What made their hiding horrible?**
- 2. What hope did the horrible hiders receive?**

*(If desired, write these questions on a sheet of paper to refer to when the story is finished.)*

*Read story.*

*After reading story, ask for the children's answers to the questions.*

**1. Who were the Hiders? What made their hiding horrible?** Adam and Eve. They had become sinners and now were afraid of God.

**2. What hope did the horrible hiders get?** That while they now would suffer under sin and death because of their disobedience, God, in His mercy, promised that one of Eve's children would be the Savior who would come and crush Satan: Jesus!

*Close in prayer. (prayer suggestions included at end of story)*

**LESSON 2 STORY**

**Story of the Saints:**

**The Case of the Dead Eyes**

"Now it's time for today's story called: **The Case of the Dead Eyes.**  
**As you listen to the story, see if you can figure out:**

- 1. Whose eyes were sick? Why were these such hard eyes for a doctor to heal?**
- 2. What did God use the dead eyes to help many new people see?**

*(If desired, write these questions on a sheet of paper to refer to when the story is finished.)*

*Read story.*

*After reading story, ask for the children's answers to the questions.*

**1. Whose eyes were dead? Why were these such hard eyes for a doctor to heal?**

The lights on the chief's truck. He call them eyes. The doctor wasn't trained in fixing cars.

**2. What did God use the dead eyes to help many new people see?** The doctor fixed the truck's lights and then was allowed to tell Bible stories so that the tribe's people could hear the good news of Jesus for the first time. At last they could "see" (understand) what God was like and how they could be saved.

**2. DIGGING DEEP DOWN, continued****LESSON 3****New Testament Story:****The Case of the Happy Homecoming**

Genesis 2,3;  
Ezekiel 47:12;  
Isaiah 7:14; 9:6;  
59:15-16; 65:17-25;  
Daniel 9:25;  
John 10:15-18;  
11:25;14:2-3;  
1 Corinthians 15:50-54;  
Revelation 2:7;20:7ff; 22:1-5

"Now it's time for today's story called: **The Case of the Happy Homecoming.**

**As you listen to the story, see if you can figure out:**

- 1. Who was shut out of their home? Why?**
- 2. What was the happy new home? How would they get there?**

*(If desired, write these questions on a sheet of paper to refer to when the story is finished.)*

*Read story.*

*After reading story, ask for the children's answers to the questions.*

**1. Who was shut out of their home? Why?** Adam and Eve, and all of us with them.

When they rebelled against God, they were driven out of Eden and lost their home of perfect fellowship with God. This was the consequences of their sinful disobedience. Through them, all of us lost our home of perfect fellowship with God.

**2. What was the happy new home? How would they get there?**

The happy new home is life with God in the new heaven and earth God will create at the end of time when Satan is completely defeated. All who turn from their sins and trust in Jesus as their Savior will enjoy this happy home. He made the way for us to live there when He paid for our sins on the cross.

*Close in prayer. (prayer suggestions included at end of story)*

**3. TAKING ACTION: Response Activities** *(choose from among these activities)***Response Activities**

- **ACTS Prayer Activity:** Add your own prayer requests to the ACTS prayer
- **Sneaky Snack:** Story-related snack
- **Bible Truth Review Activity:** Game with questions related to the Bible Truth
- **Bible Truth Hymn:** Music activities to learn a portion of a Bible Truth-related hymn
- **Bible Verse Review Activity:** Game with questions related to Bible Truth Bible verse
- **Bible Verse Song:** Music activities to learn the Bible Verse song
- **Story Review Activity:** Game with questions related to the Bible Truth and Case
- **Case RePlay, Jr. and Sr.:** Two drama activities that review the story: one for younger children, one for older children.
- **Craft:** Story-related craft
- **VIPP (Very Important Prayer Person):** Game and a coloring activity to help children learn about people in your church and how to pray for them.

*(VIP resources: found online or at back of this book)*

**4. TAKING IT TO OTHERS** *Optional presentations for the last few minutes of class***Presenting to Other Children**

*If you split the children into different response activities, you can gather the children together again and have each small group make presentations to show the other children what they learned. Presentation ideas are included in the resources for each activity.*

**Presenting to Parents**

*If you keep your children together for response activities, you can have them make a presentation of something they have learned to their parents when they come to pick them up from class. Presentation ideas are included in the resources for each activity.*

**5. TAKING IT HOME** *(Take Home Sheet)***PFI Pronto**

*Give out the PFI Pronto for the case story as well as any other materials as the children are dismissed.*

## **BIBLE TRUTH 2, LESSON 1: PLANNER/OVERVIEW**

**GETTING STARTED: Welcome and Opening Songs** (*introduce unit and get kids moving with these songs*)

**Welcome to Praise Factory:** PFI: Praise Factory Investigators Theme Song *PFI ESV Songs 6, Track 1*

**Rules to Help Us Worship God and Love One Another:** WoGoLOA Classroom Rules Song  
*PFI ESV Songs 6, Track 2*

**Big Question Under Investigation:** Big Question 6 Songs *PFI ESV Songs 6, Tracks 3,4*

**Big Question Bible Verse:** Romans 5:12 Song: Sin Came Into the Word *PFI ESV Songs 6, Track 5*  
*Extra Bible Verse Song: Sin Came into the World (version 2) PFI ESV Songs 6, Track 6*  
*Extra Bible Verse Song: You Must Not Eat, Eat, Eat: Genesis 2,3 PFI ESV Songs 6, Track 7*

**DIGGING DEEP DOWN: Key Concept and Story** (*introduce the Bible Truth and tell the related story*)

**Bible Truth 2:** God Treated the First Sinners with Justice and Mercy

**Bible Truth Hymn:** Come, Ye Sinners, Poor and Needy, v.1 *PFI ESV Songs 6, Track 10*

**Bible Verse:** Romans 6:23

**Bible Verse Song:** For the Wages of Sin Is Death *PFI ESV Songs 6, Track 11*

**Lesson 1 Old Testament:** The Case of the Horrible Hiders *Genesis 2,3*

**TAKING ACTION: Response Activities** (*choose from among these activities*)

**Snack and Discussion Planner:** The Serpent, the Curse and the Cross

**ACTS Prayer:** Prayer Sheet

**Bible Truth Review:** Discussion Questions and Game: Omit! Obey!

**Bible Truth Hymn:** Come, Ye Sinners, Poor and Needy, v.1 *PFI ESV Songs 6, Track 10*  
Song, Sign Language and Song Game: Sign It, Say It, What Does It Mean? **PFI ESV Songs 6 BOOK or ONLINE**

**Bible Verse Review:** Romans 6:23 Discussion Sheet and Game: Simon Says How

**Bible Verse Song:** For the Wages of Sin Is Death Romans 6:23 *PFI ESV Songs 6, Track 11*  
Song, Sign Language and Song Game: Pass the Secret Sign **PFI ESV Songs 6 BOOK or ONLINE**

**Story Review:** Discussion Questions and Game: Secret Agent

**Case Replay, Jr: Drama Activity for Youngest Children** (children do same story actions together)

**Case Replay, Sr: Drama Activity for Most Children** (children re-tell story with individual parts)

**Craft:** A Flaming, Flashing Sword

**VIPP (Very Important Prayer Person) Prayer Time:** Coloring Sheets (back of book), Game: Mix and Match

**TAKING IT HOME: Take Home Sheet for Review and Family Devotions**

**PFI Pronto:** Bible Truth 2, Lesson 1 **PFI ESV PRONTOS 6 BOOK or ONLINE**

**The Case of the Horrible Hiders** *Genesis 2,3* by Connie Dever**Our story is called:****The Case of the Horrible Hiders.****As you listen to the story, see if you can figure out:**

1. Who were the Hiders? What made their hiding horrible?
2. What hope did the horrible hiders receive?

Our story today takes place thousands of years ago, not long after the creation of the world, on the most terrible day of history.

Life had been wonderful in the garden God had planted for Adam and Eve. And why wouldn't it have been? For this was a garden, like none other; made perfectly for people, like none other. As you might expect, this garden included lots of green, growing plants. Some were beautiful to look at, others were loaded with delicious, juicy fruit. There was a river that wound through the garden that provided the plants and Adam and Eve with refreshing water. Adam and Eve never needed to be hungry or thirsty in their garden home. God had provided all that they needed.

Life in the garden wasn't boring for Adam and Eve either. The Garden was home to many of God's other creatures, too. Animals, birds, and bugs frolicked and nested there, too. God gave the animals and garden to Adam and Eve to take care of. What wonderful work it was for Adam and Eve! All the plants and the animals lived happily under their care. They could look forward to years of making the garden bigger and bigger until all the world God had given them came under their skillful care—just as God had commanded them. What a pleasant future that was to look forward to!

But the best part of the Garden was nothing you could see, smell or touch. It was the perfect fellowship Adam and Eve enjoyed there with each other and with God. Adam took perfect care of Eve. Eve loved obeying and helping Adam. And they together, they both were satisfied in the amazing love of God. Good food! Good work! Good fellowship! How wonderful it all was! The Bible describes the wonderful fellowship that Adam and Eve had with each other and with God in a way that might sound funny to you. It says that when Adam and Eve lived in the Garden, they were "naked and unashamed."

Now when we think of naked, we think of someone who doesn't cover up their body with clothes. And

while it's true that Adam and Eve wore no clothes, that's not really all there was to that funny description. It's also talking about a nakedness of their hearts.

What in the world does that mean? Well, it means that their hearts were so completely good, completely honest and completely loving, that they never had anything to hide from each other or from God. That's why the Bible calls the fellowship they had with each other "naked and unashamed." And perhaps it wouldn't surprise you to know that it is the most wonderful way imaginable to live.

God offered this incredible kind of life to Adam and Eve, not just for seventy or a hundred years, but for forever! In the middle of the Garden He placed two very special trees: one called the Tree of the Knowledge of Good and Evil; and the other called the Tree of Life. God warned Adam and Eve not to eat from the Tree of the Knowledge of Good and Evil, or they would die. But, if they lived in obedience to Him, He would give them the gift of eternal life. There would never be a time when they would not enjoy wonderful, perfect fellowship with Him and with each other. They would have children, too, who would get to enjoy and fill the earth with their love for each other and praise of God. How great was God's love for His people! He had offered them such a delightful life!

But something very terrible happened on the day of our story. Adam and Eve were no longer naked and unashamed, neither in their bodies nor in their hearts. They had cut the large leaves off of a fig tree and sewn them together as clothes to cover their bodies. And then, instead of eagerly awaiting fellowship time with God when He came to the Garden in the cool of the day, they hid themselves among the trees, hoping He

**Story-telling Tips**

## Ahead of time:

1. Read the Bible verses and story. Pray!
2. Create story cue cards on index cards (or highlight text).
3. Practice telling story dramatically, timing your presentation. Shorten, if necessary to fit your allotted time.
4. Decorate area with story props that help bring your story alive.

## During your presentation:

1. Maintain as much eye contact as possible as you tell the story. Point to/use props at important points in the story. Include the kids in your story with a few questions about what they think will happen or words/concepts that might be new to them.
2. Watch the kids for signs that their attention span has been reached. Shorten, if necessary.



would not find them.

How do you hide from someone who sees all and knows all? You can't! It's impossible! God had seen everything that had happened that day. He had watched them listen to the tempting lies Satan spoke to them through the serpent. He had felt dissatisfaction and rebellion grow in their hearts. He saw as they each chose to disobey Him and eat the fruit from the Tree of the Knowledge of Good and Evil. He watched as their eyes opened to sin and they felt its pain for the first time. He knew that Adam and Eve had put on clothes of fig leaves and hid from Him because He was holy and they had become sinners. They were ashamed and afraid. They knew they deserved to die.

The LORD came to the Garden and called out to Adam: "Where are you?"

"I heard you in the garden, and I was afraid because I was naked; so I hid," Adam replied.

"Who told you that you were naked? Have you eaten from the tree that I commanded you not to eat from?" the LORD asked Adam.

Already sin had begun to multiply in Adam's heart. He quickly thought up an answer that shifted the blame to Eve and God, Himself and would hopefully cover up his own, sinful choices: "The woman you put here with me—she gave me some fruit from the tree, and I ate it," Adam replied.

"What is this you have done?" the LORD then asked Eve.

Eve was just as quick as Adam to blame someone else and try to hide her own sinfulness: "The serpent deceived me, and I ate it," she replied.

Adam and Eve hoped God would see them as innocent victims, but God knew what was in their hearts. He saw their sin. He knew their excuses were only poor attempts to cover up their shame and rebellion. They had chosen to rebel, and as God had warned them, that meant punishment and broken fellowship.

In justice, God gave them their punishments. To the serpent He said, "Because you have done this, cursed are you above all the animals! I will shame you by making you crawl on your belly and eat dust all the days of your life."

Then God declared Satan's punishment: "You have brought hatred and rebellion into people's hearts, but not all of them will follow in your ways. Eve will have

children, and her daughters will have children after her. Some of these children will turn away from their sins and will love Me, instead. One day, one of them will come and crush your power completely, Satan—once for all time," the LORD promised.

Next Eve received her punishment: "Eve," the LORD said to her, "I created you for the joys of having children and helping your husband. Now life will be much harder for you. You will have pain when you give birth to children and you will fight against your husband's leadership over you," He told her.

Last of all, the LORD spoke to Adam: "Adam, don't blame Me or Eve for what you did. You chose to listen to your wife, instead of leading her. You chose to eat the fruit I told you not to eat. Life is going to get much harder for you, too. Because of what you have done, the very ground of the earth is cursed. You will have to work hard in the field for your food, fighting weeds and thorns. You will get old and die and your body will turn back to dust, just as I warned you would happen," He told Adam.

God's judgments were very big and very sad, but Adam and Eve knew they were so much less than they deserved. They had deserved nothing but death—right that very moment! Yet, God had treated them with such mercy! He had given them a promise that one day a Savior would come to destroy Satan and free from Satan's deathly hold all who would trust in Him. How great was the LORD's love for them, His sinful, shameful people!

The LORD pitied miserable Adam and Eve, standing before Him in their poor clothes of fig leaves. He clothed them with animal skins, the first sacrifice for sin made by God for His people. Already He was pointing to the day Jesus would save them from their sins by His own blood, shed on the cross. Then He sent them out of their garden home and away from the Tree of Life.

Perhaps that doesn't sound very loving for God to send them out of the wonderful home He made for them, but it was. The Tree of Life was only to be eaten by those who perfectly obeyed God. If Adam and Eve were to eat it right then, as sinners, it would mean eternal judgment, right then. Perhaps that is what they deserved, but the LORD in His great mercy had far better plans for them: He wanted to give them eternal life through the Savior who was to come. This Savior—

the Lord Jesus—would perfectly obey God, and take the punishment for the sin and shame of all who would ever turn and trust in Him. So the LORD placed great cherubim and a flaming sword that flashed back and forth to keep them away from that Tree of Life. He didn't want to give them eternal judgment, but eternal life.

Neither Adam nor Eve--nor their children who would come after them—would ever again have hearts “naked and unashamed” before God or each other here on earth. But if they would look forward in faith to the promised Savior, then after they died, He would give them eternal life. Once more they would live unashamed and in perfect fellowship with Him and with each other. But this time, it would be much better than before: for then they would know the depths of God's love for them through the Savior, Jesus. And this time their perfect fellowship with each other and with God would never, ever end! How great was the LORD's love for them!

### Cracking the Case:

**It's time to answer our Case Questions.**

**1. Who were the Hiders? What made their hiding horrible?** Adam and Eve. They had become sinners and now were afraid of God.

**2. What hope did the horrible hiders get?** That while they now would suffer under sin and death because of their disobedience, God, in His mercy, promised that one of Eve's children would be the Savior who would come and crush Satan: Jesus!

### Something for You and Me

**Our Bible Truth is:**

**God Treated the First Sinners with Justice and Mercy**

**Our Bible Verse is: Romans 6:23**

“The wages of sin is death, but the free gift of God is eternal life in Christ Jesus our Lord.”

What about you and me? Don't we try to blame others for our own sinful choices? Don't we try to hide the sinfulness of our hearts from God and from others? When we do this, we show that we are the daughters and sons of Adam and Eve, deserving of God's punishment for our sins, too. But how great is God's love for us, too. If we will turn from our sins and trust in Jesus, the

Savior, He promises to forgive our sin and shame even today. Then one day when we die, He will bring us to heaven to live unashamed and in perfect fellowship with Him and each other forever and ever.

Let's praise our wonderful God, who is so very merciful to all who turn and trust in Him. Let's ask Him to send His Spirit to come begin to work in our hearts the nakedness of complete honesty, love and goodness before God and others, like what Adam and Eve knew in the beginning.

*Close in prayer.*

### Closing ACTS Prayer

**A** God, we praise You for being the holy and just judge of sin. We praise You for being so full of merciful!

**C** God, we confess that, like Adam and Eve, we have all chosen to disobey You and Your good ways. We need a Savior to pay for our sins and save us.

**T** God, we thank You for sending Jesus to save Your people, at just the right time, just as You promised.

**S** God, we ask that You would work in our hearts that we might turn away from our sins and trust in Jesus as our Savior. Help us to tell others about the mercy You offer to them through Jesus, if they will repent of their sins and trust in Him, too.

### Special Words

**Garden of Eden:** The special home that God created for Adam and Eve in the beginning.

**Fellowship with God:** Knowing and enjoying God, as we were created to. The best thing we can ever experience!

# **ACTS PRAYER ACTIVITY**

Use this sheet to write down your ACTS Prayer

## **Instructions:**

Use this sheet to help the children apply the Bible Truth into a prayer. You can use the ACTS provided or even better, have the kids think of their own applications. Also have the children add their personal requests to the prayer, too. Lead the children in the prayer or let them pray sections, with your help. Never force a child to pray! Non-readers can participate by you whispering a section of the prayer into their ear and allowing them to pray it aloud for the group.

## **ADORATION:**

God, we praise You for hating sin and being perfectly just. And yet, also very merciful to sinners.

God, we praise You for being.....

---

Add your own Adorations:

---

---

## **CONFESSION:**

God, we confess that we, like Adam and Eve, hide our sins and blame others for things that are our fault We deserve Your punishment, too! We need a Savior!

God, we have sinned against You....

---

Add your own Confessions:

---

---

## **THANKSGIVING:**

Thank You, God for not just treating us as our sins deserve, but sending us a Savior, Your Son Jesus, to save us.

God, we thank You for...

---

Add your own Thanksgivings:

---

---

---

## **SUPPLICATION:**

God, help us to be honest before You and others about our sins. Work in our hearts, that we might turn away from our sins and trust in Jesus as our Savior. Have mercy on us!

God, we need Your help...

---

Add your own Supplication:

---

---

---

---

---

## **SNEAKY SNACK**

Can you figure out how this snack ties in with our case?

---

### **Snack: The Serpent, the Curse and the Cross**

Gummy worms (God's curse on the serpent) in Oreo cookie crumb "dust." And/or Teddy graham "Adam and Eve" lying in dust (death). And/or a "cross" made by either cutting a notch across celery stick and then fitting a cross piece of celery in the notch; or simply lying a pretzel stick across another one. (With the celery or the pretzel sticks, you can use a little cream cheese to hold the cross piece in place.)

This is only a suggestion. Feel free to modify. Be mindful of allergy issues among your children!

**Case Tie-in:** In the Garden of Eden, the crafty serpent tempted Adam and Eve to not be satisfied with God and what He gave them in the good fruit of the garden. He tempted them to disobey God and eat the fruit of the Tree of the Knowledge of Good and Evil, bringing sin and death to them and all of God's good world. And yet, on that day, God was so merciful to them. He promised that one of Eve's children would come to crush Satan. He would be Jesus, who died on the cross to pay for God's peoples sins, then on the third day, rise from the dead in victory.

---

## **SOUL FOOD**

Food for thought during snack time

---

### 1. What does the snack have to do with the story?

Choose a few questions from the other activity discussion sheets to talk about during this snack time.

2.

---

---

3.

---

---

4.

---

---

5.

---

---

6.

---

---

7.

---

---

Directions: Read and discuss Bible Truth, using a FEW of the questions. Play game. Feel free to modify the game to fit your children.

### **God Treated the First Sinners with Justice and Mercy**

When Adam and Eve rebelled against God, they received the terrible consequences of their sins, just as God had warned them they would. They had enjoyed a life without sin. Now all that changed. Their hearts used to be full of peace and love. Now they were afraid and selfish. Their work used to be a complete pleasure. Now it became frustrating and unsatisfying, filled with troubles. Their bodies had been full of health and life. Now they grew weak and sick. One day they would die. Worst of all, they used to enjoy wonderful fellowship with God, and now that fellowship was broken. This is what the Bible calls being dead in sin. How Adam and Eve and all God's creation groaned under sin!

Adam and Eve deserved no relief from their punishment, but God treated them better than they deserved. He gave them hope, even that day. He promised them that a son of Eve's would come to defeat Satan and bring salvation.

Who was that son? Jesus, the Son of God! He would live the perfect life that Adam and Eve should have lived, but did not. On the cross, He would offer it up as the perfect payment for the sins of all those who would ever turn from their sins and trust in Him as their Savior. God, Himself, would satisfy His justice so that He could show us mercy!

### **Understanding the Bible Truth**

1. What happened when Adam and Eve rebelled against God? *They received the terrible consequence of their sins, just as God had warned them.*
2. What was different about Adam and Eve after they sinned? *They were afraid and selfish.*
3. Would change about their work, after they sinned? *It wouldn't be sheer pleasure any more, but often be difficult, unfruitful and unsatisfying.*
4. What happened to their bodies after they sinned? *They would suffer sickness and death.*
5. What was the worst consequence of their sin? *They no longer would enjoy the wonderful fellowship with God they had enjoyed before.*
6. What does the Bible call of these consequences of sin? *Being dead in sin.*
7. How did God show His mercy to Adam and Eve? *He promised that one day a son of Eve's would come to defeat Satan and bring salvation.*

### **Bible Truth Story Connection Questions**

1. How does the case story point to the **Bible Truth: God Treated the First Sinners with Justice and Mercy**?
2. What did Adam and Eve do even before God gave them their punishment that showed they knew He would punish them? *They hid from Him and they tried to blame others for their own sin.*
3. What ways did God show His mercy to Adam and Eve? *He gave them animal skins for clothes; promised to send a Savior to crush Satan; kept them from eating from the Tree of Life so that they would not face His immediate, eternal judgment, but by faith in the Savior and receive eternal life through Him.*

### **Bible Verse Connection Question**

1. What does the Bible Truth have to do with our Bible Verse: **Romans 6:23**: "For the wages of sin is death, but the free gift of God is eternal life in Christ Jesus our Lord."?  
*God justly gave Adam and Eve punishments and death for their sinful working against Him and His good ways. But, He also gave them the promise of eternal life through Jesus, the son of Eve who would crush Satan once and for all.*

### **Life Application Questions**

1. How does God want us to respond to His mercy? *By confessing our sins to Him and trusting Jesus as our Savior.*

**ACTS Questions**

1. What is something we can praise God for because of this Bible Truth? *Praise God for being perfectly just; and yet also, so very merciful.*

2. What are sins we can confess to God because of this Bible Truth?

*Confess that we, like Adam and Eve, hide our sins and blame others for things that are our fault.*

*We deserve His punishment! We need a Savior!*

3. What is something we can thank God for because of this Bible Truth?

*Thank God for not just treating us as our sins deserve, but sending us a Savior to save us.*

4. What is something we can ask God for because of this Bible Truth?

*We can ask God to work in our hearts that we would want to turn away from disobeying Him and trust in this wonderful Jesus as our own Savior. Help us be honest before Him and others with our sins and our need for mercy.*

**The Gospel**

1. God showed His just punishment of sins and His mercy through Jesus. This what the gospel is all about. Can you tell me the gospel?

*God is the good Creator and King of the world. He made people to worship Him and live by His good laws. But we are all sinners who have rebelled against Him. We all deserve death--God's just, eternal punishment for our sins. How terrible! But God has good news for us. In His great mercy, God sent His Son Jesus to earth to save sinners. Yes, Jesus, the perfect Son of God, left His home in heaven and became a man. He lived the perfect life that pleases God. (He's the only one who has ever done that!) He offered it up to God His Father as the perfect sacrifice for sins when He suffered and died on the cross. Then, on the third day, Jesus rose from the dead in victory. He had fully paid for the sins of God's people, so they wouldn't have to! Now all who turn away from their sins and trust in Jesus as their Savior will receive forgiveness of sins and eternal life with God. They will be His very own special people who will know Him and enjoy Him forever. We can be God's people, too, if we turn from our sins and trust in Jesus as our own Savior.*

## **Game: Omit! Obey!**

### **Materials**

Bible Truth Questions

### **Preparing the Game**

1. Choose 20+ questions for your game from the Bible Truth Discussion Questions, or make up your own.
2. Write the Bible Truth questions on small thin strips of paper (or make a photocopy of the Bible Truth Discussion Questions and simply cut them into strips) and put them in the bag/bowl.

### **Playing the Game**

Divide the children into two teams, having them line up in straight lines, arms' length apart, side to side. The leader stands at one end of the two lines and tells the children that he/she will tell them to do a certain action, saying "Obey" or "Omit" right before doing it. Children are to do the action if the leader says "Obey", but NOT do it if they say "Omit" first. Any child caught moving when the leader has said "Omit" is identified and is the Question Chooser for the class. If the class answers the question correctly, then the child resumes play. If not, then the child must sit out until another round when a correct answer is given.

Game continues as number of questions, time, and attention span allow.

NOTE: Have children who are "Out" help give you ideas for actions.

### **Non-competitive Option**

Let the Question Chooser immediately back into the game, even if the class misses the question. Add the missed question back into the bag for further review.

### **Optional TAKING IT TO OTHERS Activity: Quiz Questions**

Have the children choose a few of the questions from the game to ask the parents/other children during TAKING IT TO OTHERS time. Help pre-readers by whispering the question in their ear and letting them ask it aloud to the parents/other children. Make sure you read the Bible verse aloud before you ask your questions.

Directions:

1. Write words to song in large print before class.
2. Play the song for the children, helping them follow along on the song sheet.
3. Discuss the song, using a few questions from the discussion sheet. *Don't use them all!*
4. Introduce sign language for key words of your choice from sign language sheet for your song. Use as few or as many as you think the children can learn.
5. Sing and sign the song. Sign language as well as large format lyrics and sheet music are found in the PFI Unit Songbook or online.
6. If desired, play the Song Game.

**Optional TAKING IT TO OTHERS Activity: Presenting and Singing the Song**

1. Sing and sign the song, encouraging the watching children/parents to join in.
2. Ask the class some of the questions listed below. The Bible Truth Connection Question is particularly good to help them understand how the song ties in with the Bible Truth.

**Come, Ye Sinners, Poor and Needy**

**Verse 1**

Come ye sinners, poor and needy,  
Weak and wounded, sick and sore;  
Jesus ready stands to save you,  
Full of pity, love, and pow'r.

**Listen to it on PFI ESV Songs 6, Track 10**

**Understanding the Song**

1. What is a sinner? *Someone who thinks, says and acts in ways that do not please God.*
2. What words describe a sinner? What do they mean? *Poor and needy: not that they don't have money, but that they have no way to "pay" for their sins. Weak and wounded, sick and sore: Not only are their bodies suffer under weakness, wounds, sickness or soreness, but their hearts are weak and hurt from fighting sin. They suffer from sadness and guilt.*
3. Who should a sinner come to? Why? *Jesus, because He stands ready to save you.*
4. How does Jesus receive sinners who come to Him? *He is full of pity (sad that you are suffering and desiring to help you), love and power (through His life offered up on the cross)*
5. Who is the song writer going to? How will He receive him? *Jesus. He will embrace him in His arms.*
6. What he mean when he says Jesus will embrace him in His arms? *Not that Jesus will really give him a hug, but that He will rejoice that he has come to Him for salvation, and that He loves him tenderly. In heaven, though, Jesus WILL really hug him!*
7. What does it mean that there are ten thousand charms in the arms of Jesus? *A charm is something that delights you. Knowing Jesus' love and forgiveness, being in His family, are so wonderful that it is like getting ten thousand of the things that delight you most, all rolled up into one. There is nothing as wonderful as knowing and being loved by Him.*

**Bible Truth Connection Question**

1. How does this song relate to our **Bible Truth: God Treated the First Sinners with Justice and Mercy?** *Adam and Eve--and all people after them-- suffer the consequences of their sinful rebellion. Everyone is poor and in need of a Savior. Everyone is weak and weary, sick and sore from sin. God, in His great mercy, promised Adam and Eve that one day He would send a Savior to crush Satan. Jesus paid for the sins of all who would ever turn and trust in Him. He welcomes them tenderly to come to Him and know the ten thousand charms of His love.*

**Story Connection Question**

1. How does this song relate to the story? *Adam and Eve changed from having the happiest lives that anyone could live, to be so very poor and needy, weak and weary, sick and sore as a consequence of their rebellion against God. How full of pity God was to these first, poor sinners on that day! He offered them the hope of a Savior one day who would crush their enemy, Satan. This Savior--Jesus, would pay the price for sins and bring eternal life to all who would repent and believe in Him. He offers this gift to us, too!*



**Bible Connection Question**

1. What does this song have to do with our **Bible Verse: Romans 6:23**: "For the wages of sin is death, but the free gift of God is eternal life in Christ Jesus our Lord."

*We are all sinners who deserve death. God, in His great mercy, calls us to come to Jesus for forgiveness of our sins. Jesus stands ready to save all who turn from their sins and trust Him as their own Savior. He is full of pity, love and power to give them the gift of eternal life.*

**Life Application Questions**

1. How can God's people be affected by the message of this song? *They can praise God for leading them with His good and unfailing plans. They can ask Him to help them not to complain or long for something different than what is His good plan, but to trust in Him and His good plans.*

2. What is the best first step do we need to take if we want to be a faithful follower of God? *That God would work in our hearts that we might turn from our sins and trust Jesus as our Savior. We can ask Him to work in our hearts that we would be His faithful follower all our lives.*

**ACTS Questions**

1. What is something we can praise God for from this hymn?

*Praise God for being the gracious God, full of pity, love and power, to save sinners.*

2. What are sins we can confess to God from this hymn?

*Confess that we are weak, wounded, sick and sore, with sin. We deserve God's punishment. We need a Savior!*

3. What is something we can thank God for from this hymn?

*We can thank God for not treating sinners just as their sins deserve, but for standing ready to save all who turn from their sins and trust in Jesus as their own Savior. He is so full of pity, love and power!*

4. What is something we can ask God for from this hymn?

*That God would work in our hearts that we might turn from our sins and trust Jesus as our Savior. We can ask Him to heal us of the weakness, wounds, sickness and soreness of sin in our lives. We can ask Him for His eternal life.*

**Gospel Question**

1. Why does God not just judge our sins as we deserve, but stands ready to save us? Because of what Jesus has done! Can you tell me the good news of Jesus?

*God is the good Creator and King of the world. He made people to worship Him and live by His good laws. But we are all sinners who've rebelled against Him. We all deserve death--God's just, eternal punishment for our sins. How terrible! But God has good news for us. In His great mercy, God sent His Son, Jesus to earth as a man to save sinners. He lived the perfect life that pleases God. (He's the only one who's ever done that!) He offered it up to God His Father as the perfect sacrifice for sins when He suffered and died on the cross. Then, on the third day, Jesus rose from the dead in victory. He had fully paid for the sins of God's people, so they wouldn't have to! Now all who turn away from their sins and trust in Jesus as their Savior will receive forgiveness of sins and eternal life with God. They will be His very own special people who will know Him and enjoy Him forever. We can be God's people, too, if we turn from our sins and trust in Jesus as our own Savior.*

## **Song Game: Sign It, Say It, What Does It Mean?**

### **Materials**

Sign Language Signs and Song

White board and marker

Eraser

### **Preparing the Game**

1. Write the words to the song on a white board.

### **Playing the Game**

1. After children have learned the song and signs well, then tell the children that you are going to leave out words from the song (that you've learned signs for) and just do the sign in its place.
2. Have the children help you choose a word to take out. Erase the word from the board. Review the sign for the erased word.
3. Sing the song, trying to remember to NOT sing the word and do only the sign.
4. Continue to take out words until all of the words (with signs) have been taken out.

Game continues as number of questions, time, and attention span allow.

choose a FEW questions for discussion, then choose the game and/or music activity

**Meditation Version: Romans 6:23**

“For the wages of sin is death, but the free gift of God is eternal life in Christ Jesus our Lord.”

**Understanding the Bible Verse**

1. What are wages? *Something you get paid for the work you do.*
2. What is sin? *Saying, doing, thinking, being anything that does not please God.*
3. What does it mean that we get wages for sin? *Sin is working against God and His good ways. God is just and perfectly holy. He hates sin. He promises us that when we work against Him, there will be consequences. Those consequences are the wages –or the payment—you get for your sinful ways.*
4. What are the wages of sin? That is, what are the consequences God promises to those who work against Him? *Death.*
5. What is death? *Death is not just our bodies dying. It is also something that happens in our hearts. We are cut off from the fellowship of God that He made us to enjoy with Him. If we do not turn from our sins, confess them to Jesus and trust in Him to save us from our sins, then our final punishment will be eternal death. It will be punishment that never ends, away from God and everything that is good. How terrible!*
6. What is a gift? *Something someone gives to you, not because you earned it, but because they wanted to give it to you.*
7. What is the free gift of God? *Eternal life.*
8. What is eternal life? When does it begin? *It is having restored fellowship with God here on earth; then, living on forever with Him after we die in perfect fellowship (and in new bodies perfectly suited for life with Him.) It starts the moment we turn from our sins and trust Jesus as our Savior.*

**Bible Truth Connection Question**

1. What does this verse have to do with the **Bible Truth: God Treated the First Sinners with Justice and Mercy?** *Because God is good and just, He punishes sin. When Adam and Eve rebelled against God, He punished their sin. What is the punishment for sin? It is death--separation from God and all His good ways. Adam and Eve knew some of that separation from God that very day. When their bodies died they deserved to know complete separation from Him. But God is so very merciful. He treats sinners who repent of their sins and trust in Him so much better than they deserve! That same day God gave Adam and Eve the punishment for their sins, He also gave them the promise of eternal life through Jesus, the son of Eve who would crush Satan once and for all.*

**Story Connection Questions**

1. What does the verse have to do with our story? *Now that Adam and Eve were sinners, they would never be able to please God with their lives. Their sins had earned them death. Now they could only know eternal life with God if they trusted in the Savior He promised to send to crush Satan.*

**Life Application Questions**

1. Can you ever do enough good things to please God? Why or why not? *We can never do enough good things to please God. Only a perfect life pleases God. We all have sinful hearts and do sinful things. Only Jesus lived the perfect life that pleases God. That's why only He can give us eternal life as a gift.*
2. God Himself has provided a way through Jesus for sinful people to receive the gift of eternal life they do not deserve. What does He call us to do? *To turn away from our sins, confess them to Him and trust in Jesus as our own Savior.*

**ACTS Questions**

1. What is something we can praise God for from this Bible Verse?

*Praise God for being the Giver of Eternal Life as His gift.*

2. What are sins we can confess to God from this Bible Verse?

*That we are all sinners who have earned death because of our disobedience to God. We deserve God's punishment! We need a Savior!*

3. What is something we can thank God for from this Bible Verse?

*We can thank God that He offers eternal life to all those who turn from their sins and trust in Jesus as their own Savior.*

4. What is something we can ask God for from this Bible Verse?

*We can ask God to work in our hearts that we would want to turn away from disobeying Him and trust in this wonderful Jesus as our own Savior. That God would forgive our sins and give us eternal life, that we can know Him, enjoy Him and obey Him forever.*

**Gospel Question**

1. What have we done to deserve death? What has Jesus done to offer us the gift of eternal life? What is the gospel?

*God is the good Creator and King of the world. He made people to worship Him and live by His good laws. But we are all sinners who have rebelled against Him. We all deserve death--God's just, eternal punishment for our sins. How terrible! But God has good news for us. In His great mercy, God sent His Son Jesus to earth to save sinners. Yes, Jesus, the perfect Son of God, left His home in heaven and became a man. He lived the perfect life that pleases God. (He's the only one who has ever done that!) He offered it up to God His Father as the perfect sacrifice for sins when He suffered and died on the cross. Then, on the third day, Jesus rose from the dead in victory. He had fully paid for the sins of God's people, so they wouldn't have to! Now all who turn away from their sins and trust in Jesus as their Savior will receive forgiveness of sins and eternal life with God. They will be His very own special people who will know Him and enjoy Him forever. We can be God's people, too, if we turn from our sins and trust in Jesus as our own Savior.*

## Game: Simon Says How

### Materials

Bible verse written up in large print so that all can see

A die

Die Number and Action Chart (see below)

### Preparing the Game

Make a sign as follows:

1 = Head

2 = Feet

3 = Hands

4 = Head and Feet

5 = Feet and Hands

6 = Whole Body

### Learning the Verse

Some or all of your children may be non- or early readers. Teach the verse in sections, having them say it after you. Repeat a few times. Add clapping or other movement as they say it.

### Directions

1. If desired, lead the children in a discussion of a **FEW** of the most important questions before beginning game.

2. Explain the game to them as follows:

Have the children spread out facing the leader. Tell the children that they are going to play "Simon Says How", a game in which everyone will take turns making up different actions that they will try to do while trying to say the verse. Explain that "Simon" will roll the die and make up actions that use the parts of the body that correspond to the number on the chart. Everyone else will then recite the verse while doing the actions "Simon" made up. Simon will then choose another person to be Simon in his place.

Game continues until all children get to be Simon, or as time and attention span allow.

### Optional TAKING IT TO OTHERS Activity: Quiz Questions

Have the children choose a few of the questions from the game to ask the parents/other children during TAKING IT TO OTHERS time. Help pre-readers by whispering the question in their ear and letting them ask it aloud to the parents/other children. Make sure you read the Bible verse aloud before you ask your questions.

## Directions:

1. Write words to song in large print before class.
2. Play the song for the children, helping them follow along on the song sheet.
3. Discuss the song, using a few questions from the discussion sheet. *Don't use them all!*
4. Introduce sign language for key words of your choice from sign language sheet for your song. Use as few or as many as you think the children can learn.
5. Sing and sign the song. Sign language as well as large format lyrics and sheet music are found in the PFI Unit Songbook or online.
6. If desired, play the Song Game.

**Optional TAKING IT TO OTHERS Activity: Presenting and Singing the Song**

1. Sing and sign the song, encouraging the watching children/parents to join in.
2. Ask the class some of the questions listed below. The Bible Truth Connection Question is particularly good to help them understand how the verse ties in with the Bible Truth.

**For the Wages of Sin Is Death**

For the wages of sin is death,  
 But the free gift of God is eternal life,  
 Through Christ Jesus our Lord.  
 For the wages of sin is death,  
 But the free gift of God is eternal life,  
 Through Christ Jesus our Lord.  
 Romans Six, twenty-three.

**Listen to it on PFI ESV Songs 6, Track 11**

**Song Game: Pass the Secret Sign****Materials**

Sign Language signs used in song, particularly choose words with important meanings you want the children to learn, such as "grace", "redeem", etc.

Bag or bowl

Blindfold

**Preparing the Game**

1. Cut out signs and put in bowl.

**Playing the Game**

1. Practice the song and signs until the children know them well.
2. Have all the children stand in a tight circle, except one, "It," who will stand in the middle of the circle, blindfolded.
3. Have the children in the circle to put their hands behind their backs. Choose a sign from the bag and hand to a child in the circle, still keeping hands behind their backs, not looking at the sign.
4. When "It" says "Pass the Secret Sign", the children will begin to pass the sign around behind their backs.
5. When "It" says "Stop the Passing!" the child who has the sign freezes with the sign behind his back.
6. The child with the sign brings it around and looks at it. You can help the child practice the sign.
7. Then take the blindfold off of "It", watch the child with the card do the sign, then have "It" guess the name of the sign. (If desired, "It" can ask another child in the circle for help with their guess.)

**STORY REVIEW**

Directions: Read and discuss Bible Truth, using a FEW of the questions. Play game. Feel free to modify the game to fit your children.

**General Story Questions**

1. How were Adam and Eve “naked and unashamed?” *They were without sin and had nothing to hide from God or each other. They had completely loving, honest, and good fellowship with each other and with God.*
2. Why did Adam and Eve hide from God? *They knew He was holy and they were sinful. They were afraid of His punishment.*
3. Why was it silly for Adam and Eve to hide from God? *He sees everything, all the time.*
4. What did God do when He came to the Garden in the cool of the day? *He called out and asked Adam where he was.*
5. Who did Adam blame for his own sin? *Eve and God (because He gave Eve to him.)*
6. Why did Adam not want to take his own blame? *He knew that God had promised death to them if they ate the fruit. He didn't want to die.*
7. What reason did Eve give for what she did? *The serpent deceived her.*
8. Who did the LORD not give a chance to give his reasons for what he did? *The serpent.*
9. What punishment did the LORD give the serpent? *Cursed him above all animals; would crawl on belly in the dust.*
10. What punishment did the LORD give Satan through the serpent? *Told him that some of Eve's children would always fight against him. Promised that one day one of her children would come and crush him once and for all.*
11. What punishment did the LORD give Eve? *Childbirth would be painful; she would fight against her husband's leadership over her.*
12. What punishment did the LORD give Adam? *He would have to grow his own food from the ground, fighting thorns and weeds. He would grow suffer, grow old and die.*
13. What happened to the curse because of Adam? *It was cursed. Would not grow crops without difficulties any more.*
14. Why did the LORD put cherubim and a flaming sword at the entrance to the Garden of Eden? *To keep them from the Tree of Life. They were sinners. Eternal life was the reward only for those who live in perfect obedience to God. They would only receive immediate, eternal punishment if they ate from it now. The LORD planned to send Jesus to save them so they could eternal life through His death on the cross in payment of their sins.*
15. How did the LORD treat Adam and Eve mercifully? *He gave them clothes of animal skins; He promised a Savior to crush Satan; He kept them from the Tree of Life so that they might be saved.*

**Bible Truth Connection Questions**

1. What did Adam and Eve do even before God gave them their punishment that showed they knew He would punish them? *They hid from Him and they tried to blame others for their own sin.*
2. What ways did God show His mercy to Adam and Eve? *He gave them animal skins for clothes; promised to send a Savior to crush Satan; kept them from eating from the Tree of Life so that they would not face His immediate, eternal judgment, but by faith in the Savior and receive eternal life through Him.*

**Life Application Questions**

1. How do we act like Adam and Eve? *We hide our sins; we put the blame on someone else so we won't get the punishment we deserve.*
2. What must we do if we want God to have mercy on us? *Turn from our sins and trust in Jesus as our Savior.*

**Bible Verse Connection Question**

1. What does the story have to do with our **Bible Verse: Romans 6:23**: “For the wages of sin is death, but the free gift of God is eternal life in Christ Jesus our Lord.” ?  
*Now that Adam and Eve were sinners, they would never be able to please God with their lives. Their sins had earned them death. Now they could only know eternal life with God if they trusted in the Savior He promised to send to crush Satan.*

**ACTS Questions**

1. What's something we can praise God for from this story? *Praise God for being the Holy and Just Judge of Sin; and for being so full of mercy for sinners.*
2. What's something we can confess from this story? *Confess that like Adam and Eve we have all chosen to disobey God and His good ways. We deserve His punishment. We need a Savior!*
3. What's something we can thank God for from this story? *We can thank God for His great mercy to sinners through Jesus.*
4. What is something we can ask God for from this story? *We can ask God to work in our hearts, helping us to turn away from our sins and trust Jesus as our own Savior. We can ask Him to help us to tell others about the mercy of God they can know through Jesus.*

**The Gospel**

1. What is the good news of Jesus that brought hope to Adam and Eve and all people?

*God is the good Creator and King of the world. He made people to worship Him and live by His good laws. But we are all sinners who have rebelled against Him. We all deserve death--God's just, eternal punishment for our sins. How terrible! But God has good news for us. In His great mercy, God sent His Son Jesus to earth to save sinners. Yes, Jesus, the perfect Son of God, left His home in heaven and became a man. He lived the perfect life that pleases God. (He's the only one who has ever done that!) He offered it up to God His Father as the perfect sacrifice for sins when He suffered and died on the cross. Then, on the third day, Jesus rose from the dead in victory. He had fully paid for the sins of God's people, so they wouldn't have to! Now all who turn away from their sins and trust in Jesus as their Savior will receive forgiveness of sins and eternal life with God. They will be His very own special people who will know Him and enjoy Him forever. We can be God's people, too, if we turn from our sins and trust in Jesus as our own Savior.*



## Game: Secret Agent

### Materials

Various detective looking items (a hat, dark glasses, tie, suit, watch, etc)  
Paper and Marker  
Tape  
Story Review Questions

### Preparing the Game

1. Choose 20+ questions for your game from the Story Review Discussion Questions, or make up your own.
2. Write out the questions on small, thin strips of paper. (Or photocopy the review questions and cut them apart). Tape (or pin) each of these in secret places on the detective outfit, such as on the bottom of your shoe, underneath your watch band, inside the hat, on the side of the glasses, etc.

### Playing the Game

Divide the children into two teams. Teams will take turn having one of their members guess where a location of a Story Review question on your detective outfit. A team gets a point for finding a question and a point for answering the question correctly. Have the children be specific in their guesses, such as: "on top of your hat" or "inside your hat", or "under your left shoe , etc. That makes for more of a challenge.. If a team is unable to answer the question correctly, the other team can try to answer it for a point.

Game continues until the children find all the questions, or as number of questions, time, and attention span allow.

### Non-competitive Option

Don't split into teams. Tell the children how many questions you have hidden on your outfit and challenge them to work together to find them all and answer the questions. Keep track of how many questions they've found with tally marks on a piece of paper.

### Optional TAKING IT TO OTHERS Activity: Quiz Questions

Have the children choose a few of the questions from the game to ask the parents/other children during TAKING IT TO OTHERS time. Help pre-readers by whispering the question in their ear and letting them ask it aloud to the parents/other children.

**CASE REPLAY ACTIVITIES****P.1**

Use this guide to review the Case Story and act it out for others to enjoy!

**CASE REPLAY, JR: YOUNGEST CHILDREN**

**Description:** The children will act out the story together, everyone doing the same action/sound effect at the same time. This activity is most suitable for kindergarteners.

**Materials**

The Case RePlay, Jr. script for younger children

**Preparation**

1. Read through the script and write in the blanks along the side possible actions/sound effects the children could do to act it out.

**Instructions**

1. Tell the children that they will be re-enacting the story together as you tell it.
2. As you read the script, lead the children in actions/sound effects to do with you.
3. If desired, you can read the script and stop at certain sentences and ask them what a good action/sound effect would be to act out what you just read.
4. Repeat the re-enactment one or two times more.

**CASE REPLAY, SR: OLDER CHILDREN**

**Description:** The children act out the story as a three-scene play. You will narrate it using the Case RePlay, Sr. script and they will act it out (no spoken words, for the most part), with each child assuming a different character's role. This activity is most suitable for first grade and up. You will review the story, then practice it a few times before performing it for others.

**Materials**

The Case RePlay, Sr. script  
White board or other large format paper  
Costumes and props

**Preparation**

1. Prepare for the play by choosing costumes and props for each character in the story. Decorate the area with any scenery props.
2. Write the words "Beginning," "Middle," "End" on a large piece of paper/whiteboard with plenty of space under each heading. You will use this paper to help the children think about the story as a three-scene play, as it is presented in the script.

**Instructions**

1. Tell the children that they will get to act out the story as a three-scene play, with a beginning, middle and end section. Tell them that before they can act it out, they need to think it out. as you narrate it with your script.
2. Take the children's answers as they recount the story, helping them put key incidents in the right order.
3. If desired, when they have filled in their Beginning, Middle, End, read through your whole (real) script, so they hear exactly what you will have them act out.
4. Then tell the children that it's time to practice acting out the story.
5. Assign parts to each child. If you are using costumes, do NOT give them out at this point. They will be a distraction.
6. Have all the children sit on the floor or in chairs on one side of the "stage," then call the characters up in place as their part in the story comes.
7. As you read the script, guide the children in where you want them to move or do to act it out.
8. After going through the whole script once, give out any costumes and props and act out the script once or twice more.

**Optional TAKING IT TO OTHERS Activity: Re-enacting the Story**

Read the script as the children act out together (younger) or assuming different roles (older) as the other children or the parents watch.

**CASE REPLAY, JR--YOUNGER KIDS (KINDERGARTEN) P.2**

“Welcome to our play! The name of our story is called: The Case of the Horrible Hiders.

This is an Old Testament story. It takes place in the Garden of Eden, back in the beginning of the world.

And now we present: “The Case of the Horrible Hiders.”

**Scene 1:**

Adam and Eve have made coverings of fig leaves for themselves. They are no longer naked and unashamed. They have sinned. They hear the LORD coming to meet with them and try to hide from Him among the trees of the Garden. It is impossible to hide from God. He knows everything. He already knew exactly what had happened between the serpent and Adam and Eve. The LORD calls out, asking where Adam is. Adam tells Him that he is hiding because he heard Him coming, knew he was naked and was afraid. The LORD asks Adam who told him he was naked? He asks if he ate from the Tree? Adam makes blames God and Eve, saying the woman God gave him gave him the fruit. He doesn't want to get in trouble. The LORD asks Eve what she has done. Eve shifts the blame to the serpent, making it all his fault because he deceived her.

**Actions:**

---

---

---

---

**Scene 2:**

The LORD gives out His punishments, starting with the serpent. He curses the serpent above all other creatures. He changes him so that he will crawl on its belly in the dust because of what he did. He tells Satan through the serpent that there will always be children of Eve's who fight against him; and, that one day, one of her children will crush his power for all time. The LORD tells Eve that having children will now be painful for her. And, she will struggle with her husband's leadership over her. He tells Adam that his work will no longer be a joy, but he will have to fight weeds and thorns to grow his own food. He (and Eve) will grow old and die.

---

---

---

---

**Scene 3**

The LORD made Adam and Eve clothes from animal skins to replace their poor fig leaves; then, He sent them out of the Garden, never to return again. He placed cherubim and a flaming sword across the entrance so they could not eat from the Tree of Life. Eternal life was only for those who perfectly obeyed God. Sinners who ate from it would immediately face eternal judgment, without hope of mercy. He planned to send Jesus to save sinners. He would live a perfect life, offer it up as the perfect sacrifice for the sins of all who would ever believe in Him. Through Him, people would once more be able to live in wonderful fellowship with God. And this time, it would last forever and ever. The LORD had been perfectly just, but so very, very merciful, too.

---

---

---

---

**Bible Truth Tie-In:**

The Bible Truth we are learning is: **God Treated the First Sinners with Justice and Mercy.** Today's story tells us how God gave Adam and Eve the consequences of their sins, but also promised to send a Savior who would defeat Satan and bring salvation.

## **CASE REPLAY, SR--OLDER KIDS (1ST GRADE AND UP) P.3**

“Welcome to our play! The name of our story is called: The Case of the Horrible Hiders. This is an Old Testament story. It takes place in the Garden of Eden, back in the beginning of the world.

The characters in our story are: God, Satan, Adam and Eve, Cherubim, Jesus

And now we present: “The Case of the Horrible Hiders.”

### **Scene 1: (Beginning)**

Adam and Eve have made coverings of fig leaves for themselves. They are no longer naked and unashamed. They have sinned. They hear the LORD coming to meet with them and try to hide from Him among the trees of the Garden. It is impossible to hide from God. He knows everything. He already knew exactly what had happened between the serpent and Adam and Eve. The LORD calls out, asking where Adam is. Adam tells Him that he is hiding because he heard Him coming, knew he was naked and was afraid. The LORD asks Adam who told him he was naked? He asks if he ate from the Tree? Adam makes blames God and Eve, saying the woman God gave him gave him the fruit. He doesn't want to get in trouble. The LORD asks Eve what she has done. Eve shifts the blame to the serpent, making it all his fault because he deceived her.

### **Scene 2: (Middle)**

The LORD gives out His punishments, starting with the serpent. He curses the serpent above all other creatures. He changes him so that he will crawl on its belly in the dust because of what he did. He tells Satan through the serpent that there will always be children of Eve's who fight against him; and, that one day, one of her children will crush his power for all time. The LORD tells Eve that having children will now be painful for her. And, she will struggle with her husband's leadership over her. He tells Adam that his work will no longer be a joy, but he will have to fight weeds and thorns to grow his own food. He (and Eve) will grow old and die.

### **Scene 3 : (End)**

The LORD made Adam and Eve clothes from animal skins to replace their poor fig leaves; then, He sent them out of the Garden, never to return again. He placed cherubim and a flaming sword across the entrance so they could not eat from the Tree of Life. Eternal life was only for those who perfectly obeyed God. Sinners who ate from it would immediately face eternal judgment, without hope of mercy. He planned to send Jesus to save sinners. He would live a perfect life, offer it up as the perfect sacrifice for the sins of all who would ever believe in Him. Through Him, people would once more be able to live in wonderful fellowship with God. And this time, it would last forever and ever. The LORD had been perfectly just, but so very, very merciful, too.

### **Bible Truth Tie-In:**

The Bible Truth we are learning is: **God Treated the First Sinners with Justice and Mercy.** Today's story tells us how God gave Adam and Eve the consequences of their sins, but also promised to send a Savior who would defeat Satan and bring salvation.

## A Flaming, Flashing Sword

### Description

Children will make a cardboard and foil sword with flames that rotates around on a nail.

### Materials

Cardboard enough to make one sword shape per child

Foil (or silver crayons)

Clear packing tape

Orange, Yellow and Red Construction Paper and Glue Sticks

Construction Paper or White card stock and orange, Yellow and Red Crayons

1 small potato OR 1 2"x 2"x1" block of wood per child

1 2" nail with head, per child

A Hammer, if using the block of wood

### Preparing the Craft

1. Copy Pattern #1 (sword) onto cardstock, one per child
2. Cut a rectangular piece of foil long and wide enough to cover blade of sword, one per child.
3. Make copies of Patterns 2,3,4 onto white cardstock or red, orange, yellow construction paper, one of each per child. If using white cardstock, put out markers for the children to color in the flames.
4. Lay out each child's supplies, reserving the pencils and nails.

### Making the Craft

1. Show the sample of the craft you have made.
2. Have the children cover the blade part of their sword shapes with foil. Excess foil can be folded over the back side of the sword.
3. Secure the foil in place with a long piece of clear packing tape that runs the length of the sword.
4. If using colored construction paper for the flame, have the children glue the smaller flame shapes onto the large red shape, giving a kind of 3-D look to their flame.
5. If using white paper, have the children color it using the red, orange, and yellow crayons.
6. Attach the flames to the top of the sword's blade in the back so that the flames fan out, using the clear packing tape.
7. Poke a nail through the place the handle crosses the shaft of the sword. Rotate the sword around the nail a few times to loosen up the hole a little so that the sword can spin freely.
8. Stick sharp end of the nail into potato/hammer into wood block.
9. Have the children hold their sword by the potato/wood block, then spin it.

### Optional TAKING IT TO OTHERS Activity: Craft Presentation

If you are presenting the craft to other children or parents the children can hold up their crafts (or your model craft) and read their Bible Truth Connection answers to explain the importance of the craft.

**CASE CRAFT****Discussion Guide****Instructions:**

As the children are settled into making their craft, ask them these questions to help them understand the craft's significance. Use the answers provided to guide the children's answers.

**Discussion Questions**

1. Who did the LORD send out of the Garden of Eden? *Adam and Eve.*
2. What did He use to keep them out? *He placed cherubim with a flaming sword that flashed back and forth in front of the entrance.*
3. Why did God not want them to go back into the Garden?  
*To keep them away from the Tree of Life, so they would not eat of it and receive His immediate, eternal judgment.*
4. What is the Bible Truth that we are learning?  
*God Treated the First Sinners with Justice and Mercy.*
5. What does our craft have to do with our Bible Truth: God Treated the First Sinners with Justice and Mercy?  
*The LORD justly punished Adam and Eve for rebelling against Him. Now they would have burdensome work, grow old and die. But in His mercy, God set cherubim and a flashing sword to guard the way back to the Tree of Life. He wanted to prevent them from eating from it, which would only bring His immediate, eternal punishment upon them as sinners. He wanted to forgive their sins and give them eternal life through Jesus, the promised Savior.*
6. What can this craft help us remember?  
*How great is God's mercy to His people! He keeps them from judgment so that He might show them mercy instead.*

**TAKING IT TO OTHERS****Craft Presentation****Instructions:**


Have children hold up your model craft/their crafts. Choose five children (or you say) the five sections below to explain the craft's importance.

**Presentation:**


1. Our craft is: A Flaming, Flashing Sword.
2. In front of the entrance to the Garden of Eden, the LORD placed cherubim with a flaming sword, flashing back and forth, to keep Adam and Eve out of the Garden of Eden and away from the Tree of Life so that they would not eat from it and receive His immediate, eternal judgment.
3. Bible Truth 2 is: God Treated the First Sinners with Justice and Mercy.
4. The LORD justly punished Adam and Eve for rebelling against Him. Now they would have burdensome work, grow old and die. But in His mercy, God set cherubim and a flashing sword to guard the way back to the Tree of Life. He wanted to prevent them from eating from it, which would only bring His immediate, eternal punishment upon them as sinners. He wanted to forgive their sins and give them eternal life through Jesus, the promised Savior.
5. Our craft can help us remember how great is God's mercy to sinners! He withhold immediate judgment from us, so that He might show them mercy, through Jesus, instead.

Note: Even non-readers can participate in presenting the craft, if you will whisper what they are to say in their ear and let them say it aloud for the others to hear.


Craft Pattern #1



Craft Pattern #2









**BEFORE CLASS:****1. PICK YOUR PERSON**

VIPPs can be anyone in your church! Typically, they fall into 6 categories: Church staff, Elders, Deacons/deaconesses, Special Volunteers (people who aren't paid, but spend a lot of time helping out in particular ways), Supported Workers (aka missionaries), and Church Members.

**2. GATHER YOUR FACTS**

Use the VIPP Information Sheet to write down the facts about your VIPP. The information on this worksheet is used in the VIPP activities, listed in the "Choose an Activity" section below.

**DURING THE ACTIVITY:****1. INTRODUCE YOUR VIPP**

Introduce your VIPP to the children, using the VIPP Information Sheet. Fill in a set of VIPP Clue Cards with the information for your VIPP. If desired, you can even have the actual person come into class for the children to meet.

Need help describing what someone does for the church in a kid-friendly way? Check out the list of common VIPPs on the Praise Factory website in the PFI resources. There are lots of kid-friendly descriptions for common VIPP's, such as pastors, elders, deacons and a lot more.

**2. PRAY!**

Lead the children in praying for the VIPP. Ask the children if they would like to pray for one of the VIPPs prayer requests. Even non-readers can pray for the VIPP if you whisper the prayer request in their ear, then let them say it aloud. Never force a child to pray!

**3. CHOOSE AN ACTIVITY**

There are two activities you can use to help the children learn about the VIPP:

**VIPP Clue Cards:** These are nine coloring sheets in which children fill in the nine things they learn about the VIPP from the VIPP Information Sheet. Photocopy a set of each child. Use as few or as many of these Clue Cards as you desire.

**VIPP Game:** This is a game that uses a set of Clue Cards for one or two VIPPs.

Choose a VIPP and fill in his/her information on the VIPP Information Sheet. Fill in a set of VIPP Clue Cards with the information for your VIPP. Tell the children about the VIPP, having them fill in the VIPP Clue Cards with the key facts as they learn them. Write any words the children need to write on a white-board or other piece of paper so they can see how to spell them. Help younger children write these words on their clue cards. Ideas for how to tell the children about many common VIPPs are listed at [praisefactory.org](http://praisefactory.org) with the resources for this Bible Truth.

**Optional TAKING IT TO OTHERS Activity: Introduce and Pray for the VIPP**

If you are presenting the VIPP to other children or parents you can assign children to hold up the 10 clue cards and say what each card tells about the VIPP. (Or, you can have the children hold them up as you tell what each one means.) Then lead the children in praying for the VIPP.

## **Game: Mix and Match**

### **Materials**

Information for two VIPPs

2 Set of Clue Cards

Bag

### **Preparing the Game**

1. Fill in one set of clue sheets for each of the VIPPs you are using.
2. Put all the Clue Cards in a bag, except for the ones with the names and pictures of the VIPPs.

### **Playing the Game**

**Reveal:** Tell the children about each VIPP, showing them your filled-in clue cards as you tell about them.

**Review:** Put all the Clue Cards for both VIPPS in the bag. Mix up. Have children take turns pulling clues out and have the class try to remember which clue goes with which VIPP. You can make this a team game by splitting the children into two teams and giving points when their team players correctly put a clue in the right place.

**VIPP INFORMATION SHEET**

**VIPP NAME:**

\_\_\_\_\_

**WHAT VIPP LOOKS LIKE**

Man or Woman? \_\_\_\_\_

Hair color? \_\_\_\_\_

Eye color? \_\_\_\_\_

**FAVORITE ANIMAL**

\_\_\_\_\_

\_\_\_\_\_

**FAVORITE FOOD**

\_\_\_\_\_

\_\_\_\_\_

**FAVORITE FREE TIME ACTIVITY**

\_\_\_\_\_

\_\_\_\_\_

**WHAT VIPP DOES DURING WEEK**

\_\_\_\_\_

\_\_\_\_\_

\_\_\_\_\_

\_\_\_\_\_

**VIPP GROUP OF SERVICE:**

Church Member

Deacon

Elder

Church Staff

Special Volunteer

Supported Worker  
(Missionary)

**3 WAYS VIPP SERVES CHURCH**

\_\_\_\_\_

\_\_\_\_\_

\_\_\_\_\_

\_\_\_\_\_

\_\_\_\_\_

\_\_\_\_\_

\_\_\_\_\_

\_\_\_\_\_

**3 WAYS TO PRAY FOR  
THE VIPP**

\_\_\_\_\_

\_\_\_\_\_

\_\_\_\_\_

\_\_\_\_\_

\_\_\_\_\_

\_\_\_\_\_

\_\_\_\_\_

\_\_\_\_\_



## **BIBLE TRUTH 2, LESSON 2: PLANNER/OVERVIEW**

### **GETTING STARTED: Welcome and Opening Songs** (*introduce unit and get kids moving with these songs*)

**Welcome to Praise Factory:** PFI: Praise Factory Investigators Theme Song *PFI ESV Songs 6, Track 1*

**Rules to Help Us Worship God and Love One Another:** WoGoLOA Classroom Rules Song  
*PFI ESV Songs 6, Track 2*

**Big Question Under Investigation:** Big Question 6 Songs *PFI ESV Songs 6, Tracks 3,4*

**Big Question Bible Verse:** Romans 5:12 Song: Sin Came Into the Word *PFI ESV Songs 6, Track 5*  
*Extra Bible Verse Song: Sin Came into the World (version 2) PFI ESV Songs 6, Track 6*  
*Extra Bible Verse Song: You Must Not Eat, Eat, Eat: Genesis 2,3 PFI ESV Songs 6, Track 7*

### **DIGGING DEEP DOWN: Key Concept and Story** (*introduce the Bible Truth and tell the related story*)

**Bible Truth 2:** God Treated the First Sinners with Justice and Mercy

**Bible Truth Hymn:** Come, Ye Sinners, Poor and Needy, v.1 *PFI ESV Songs 6, Track 10*

**Bible Verse:** Romans 6:23

**Bible Verse Song:** For the Wages of Sin Is Death *PFI ESV Songs 6, Track 11*

**Lesson 2 Story of the Saints:** The Case of the Dead Eyes

### **TAKING ACTION: Response Activities** (*choose from among these activities*)

**Snack and Discussion Planner:** The Eyes of the Chief's Truck

**ACTS Prayer:** Prayer Sheet

**Bible Truth Review:** Discussion Questions and Game: Sit Ball

**Bible Truth Hymn:** Come, Ye Sinners, Poor and Needy, v.1 *PFI ESV Songs 6, Track 10*  
Song, Sign Language and Song Game: Mimic Me! **PFI ESV Songs 6 BOOK or ONLINE**

**Bible Verse Review:** Romans 6:23 Discussion Sheet and Game: Scrambled Eggs

**Bible Verse Song:** For the Wages of Sin Is Death Romans 6:23 *PFI ESV Songs 6, Track 11*  
Song, Sign Language and Song Game: Word Take Away **PFI ESV Songs 6 BOOK or ONLINE**

**Story Review:** Discussion Questions and Game: Four Corners

**Case Replay, Jr: Drama Activity for Youngest Children** (children do same story actions together)

**Case Replay, Sr: Drama Activity for Most Children** (children re-tell story with individual parts)

**Craft:** Chief Chuana's Truck

**VIPP (Very Important Prayer Person) Prayer Time:** Coloring Sheets (back of book) & Game: Picture Run

### **TAKING IT HOME: Take Home Sheet for Review and Family Devotions**

**PFI Pronto:** Bible Truth 2, Lesson 2 **PFI ESV Prontos 6 Book or ONLINE**

**The Case of the Dead Eyes**

by Connie Dever

**Our story is called: The Case of the Dead Eyes.****As you listen to the story, see if you can figure out:**

1. Whose eyes were dead? Why were these such hard eyes for a doctor to heal?
2. What did God use the dead eyes to help many new people see?

This story doesn't take place in Bible times. It takes place in the 1940's in South Africa.

The evening was coming quickly. As the sun disappeared behind the dark treetops of the Xhosa Mountains, Dr. Everts was making his end-of day check up of the sick children at "Moria," the mission hospital where he worked. How sad it was to see all those sick, young children from the nearby Zulu tribes! As a doctor, Dr. Everts longed to heal their little bodies. But as a Christian doctor, these sicknesses were also reminders of the sad results of Adam and Eve's sinful choices made so long ago. Sickness and death came when Adam and Eve rebelled against God! And even these Zulu children were affected by that choice.

But there was something else about those children that made Dr. Everts even sadder than the children's sick bodies. It was another, even worse consequence of Adam and Eve's sin. What was this terrible thing? It was that these children--like all people-- were sinners, who also had rebelled against God. They deserved God's punishment and needed Jesus, the Savior who God promised Adam and Eve He would send to crush Satan and save His people. So Dr. Everts had traveled half way around the world to care for these Zulu people and tell the good news of Jesus. How he longed for them to be saved!

And so this evening, Dr. Everts cared for the sick Zulu children and then prayed for them, "Lord, thank You for these children. Please heal their bodies. Please help them to turn from their sins and trust in Your Son, Jesus, as their own Savior. Amen."

As the doctor turned to leave the room, a small hand reached out to stop him. "Doctor....doctor!" the young child exclaimed.

"Yes, what is it?" he replied.

"Doctor, will it now soon be Christmas, and will you then come and tell us a Bible story?"

"Yes, it is almost Christmas," the doctor replied. "And I promise to tell you about the shepherds and their

flocks of sheep; about the great Light in the dark night; and, about the birth of the Savior, Jesus. After the sun shines two more times, then it will be Christmas; but now you must go to sleep," he told them.

"Christmas, only two days away? It is hard to believe! Where were the tightly bundled people plodding through snow? Where were the Christmas lights and the churches full of people?" Dr. Everts thought. Zulu territory wasn't anything like Dr. Everts' home in America at Christmas time. It had lions, giraffes and rhinoceroses. There certainly wasn't any snow! Why it was so hot that people barely wore any clothes at all. And instead of brightly lit houses and churches, there were mud huts and witch doctors. No. Zulu country didn't feel like Christmas at home at all. But that didn't bother Dr. Everts as he walked from the hospital to his little house that night. In just two days, Dr. Everts would get another chance to tell those sick Zulu children the wonderful story of the Savior God sent to the world to crush Satan and save all who believe in Him from their sins. Getting to tell that story was all the Christmas Dr. Everts wanted.

Well.... it was almost all Dr. Everts wanted. As he looked up at the disappearing sun shining on the tops of the Xhosa Mountains, There was more one thing he really wanted for Christmas and it was high up in those high up really, really wanted for Christmas. It was something high up there on one of those mountaintops: the Xhosa Mountains, where the sun was setting. It was telling the people of Kakoela village about Jesus.

Kakoela was the home of powerful Chief Chuana. All the Zulus lived in fear of him. Chief Chuana had heard about Dr. Everts, but he refused to let his people go to the hospital: "We have witch doctors to take care of our sick people. We have our own spirits we worship," he told his people. "I will punish anyone who goes to

**Story-telling Tips**

Ahead of time:

1. Read the Bible verses and story. Pray!
2. Create story cue cards on index cards (or highlight text).
3. Practice telling story dramatically, timing your presentation Shorten, if necessary to fit your allotted time.
4. Decorate area with story props that help bring your story alive.

During your presentation:

1. Maintain as much eye contact as possible as you tell the story. Point to/use props at important points in the story. Include the kids in your story with a few questions about what they think will happen or words/concepts that might be new to them.
2. Watch the kids for signs that their attention span has been reached. Shorten, if necessary.



Moria for help! They not given anything to eat for many days!" he threatened.

Dr. Everts offered to travel to Kakoela to help the people and tell them about Jesus, but Chief Chuana refused. "Stay away from me and my people!" he ordered.

But Dr. Everts wasn't one to give up. That very night, he and his wife got down on their knees and prayed, "Lord, make a way for us to share with Chief Chuana and the village of Kakoela the wonderful story of Jesus. We want them to know about the Savior You sent to the world to crush Satan and save all who believe in Him from their sins. We know You can do anything, so we ask that You would even do this by Christmas. Amen." Acting in faith, Dr. Everts sent a messenger to Kakoela, asking Chief Chuana again if he could come to their village to heal their sick and tell them about Jesus. Before long the messenger returned: "The Chief is furious! He doesn't want any Christians or the Bible book of the white man in his village," he exclaimed.

Doctor Everts was disappointed that day as he went about his work. And yet, there was still hope in his heart. This was only Christmas Eve, not Christmas Day. The Lord still might "give" him Kakoela for Christmas.

Christmas Eve passed, and Christmas morning came. Dr. Everts spent it telling the children the wonderful story of Jesus. As he headed back home, a Zulu boy ran up to him, out of breath. "Oh, doctor..." he gasped, "come at once to Kakoela! The eyes of the Chief are dead, he can't do any work!"

Chief Chuana's eyes are very sick?" he asked the boy.

"No, no," he insisted, "they are dead! Come quickly to put light in the dead eyes again, so the Chief can make his journey."

Dr. Everts grabbed his doctor's bag and two African helpers. They put a stretcher in the back of his car, and headed up the bumpy, narrow mountain road to Kakoela. It seemed that God was giving him the Christmas present he had asked for after all!

But to his great surprise, who should Dr. Everts see as he rounded the corner into Kakoela? None other than Chief Chuana himself, dressed in his fine red cloak, staring at him with his two, perfectly bright and seeing eyes!

"Chief Chuana, I came at once when I got your message, but I was told your eyes were sick," Dr. Everts said.

"Yes, yes, they are very sick! I will show them to you. Follow me," the Chief exclaimed. "Follow me!"

The chief led Dr. Everts to an old freight truck, the Chief pointed to the headlights and said, "Look, the eyes are dead. Can you put new light in them?"

Dr. Everts didn't know quite what to think. He was a medical doctor, not an auto mechanic! The Chief did not seem to understand the difference between people's eyes and a truck's headlights. What would happen if he could not help the Chief? Would Chief Chuana resist hearing the good news of Jesus even more?

Dr. Everts set to work on the truck and to his great surprise, he fixed it! The Chief's happy face shone as brightly the lights on his truck! "Make a celebration fire outside of my hut, men! Make some good food for the doctor, women! He has fixed my car!" he ordered.

The chief and Dr. Everts sat together and ate until they could eat no more. Then came the Christmas present Dr. Everts had hoped and prayed for. The chief had all the people gather around the fire and said, "Doctor, many times you have asked to come to my village to bring medicine for my people and to tell us stories from the book of your God. Each time I have said no. But tonight, I will let you tell one story from your book, to say thank you for healing my eyes."

So Dr. Everts began: "In the beginning the Creator God made everything in the world perfectly good. But the first people—named Adam and Eve—rebelled against Him, bringing sin and death into the world. The Creator God is not only just; He is merciful, too. Though they would die, He promised He would send a Savior to crush Satan and bring salvation to all who would turn from their sins and trust in Him," Dr. Everts told them. "And it was on this very day— Christmas Day—thousands of years ago, that the Savior Jesus came into the world. He lived a perfect life and then as the perfect sacrifice for sins of all who would ever trust in Him. He rose from the dead and reigns in heaven. God offers you salvation and eternal life through Jesus, if you will turn from your sins and trust in Him," he urged them all.

When Dr. Everts finished his story, everyone was quiet. They had never heard a story like this before! At last Chief Chuana arose and said, "We thank you for your wonderful words. Perhaps you will come back and tell us more stories from the book of your God."

It was very late by the time Dr. Everts said his final

goodbyes to the people of Kakoela and headed home. How thankful to God he was, as he made his way down the bumpy, windy road. Did the words to “Joy to the World” come to his mind that Christmas night as drove home? There very well could have: “Joy to the world! The Lord had come! Let earth receive her King; Let every heart prepare Him room, And heav’n and nature sing. No more let sin and sorrow grow, or thorns infest the ground. He comes to make His blessings flow, far as the curse is found, far as the curse is found, far as ...far as...the curse is found”---even as far as Kakoela village in Zulu territory! What an unforgettable Christmas it had been!

### Cracking the Case:

**It’s time to answer our Case Questions.**

**1. Whose eyes were dead? Why were these such hard eyes for a doctor to heal?** The lights on the chief’s truck--the chief called them eyes. The doctor wasn’t trained in fixing cars.

**2. What did God use the dead eyes to help many new people see?** The doctor fixed the truck’s lights and then was allowed to tell Bible stories so that the tribe’s people could hear the good news of Jesus for the first time. At last they could “see” (understand) what God was like and how they could be saved.

### Something for You and Me

**Our Bible Truth is:**

**God Treated the First Sinners with Justice and Mercy**

**Our Bible Verse is: Romans 6:23**

“The wages of sin is death, but the free gift of God is eternal life in Christ Jesus our Lord.”

Did you know there are millions of people right here in our own country who have yet to turn from their sins and trust in Jesus as their own Savior. Perhaps you are even one of them. People everywhere need to know the good news of Jesus! They need a Savior to save them from their sins and bring them into wonderful fellowship with God. Today is the day of salvation for all who will turn from their sins and trust in Jesus!

And did you know there are still hundreds of thousands of villages like Kakoela in the world? Places where the curse of sin and death are found, but no one has yet heard that the Savior Jesus has come. Who will go to these places and tell them? Perhaps it will be people like you and me one day.

Let’s praise God for letting us know about the Savior

that we would turn from our sins and trust in Him as our own Savior. Let’s ask Him to fill us with love for people who do not know about Him and courage to take the good news of salvation to them that they might turn and believe in Him, too.

*Close in prayer.*

### Closing ACTS Prayer

**A** God, we praise You for being the Answerer of Prayers, such as Dr. Evert’s prayer to tell the Zulu people in Kakoela village about Jesus.

**C** God, we confess that many times we are not like Dr. Evert. We give up praying for God to make ways for us to tell others about Jesus.

**T** God, we thank You for sending Your people to tell others about Jesus, even to very far away places like Zulu territory. And even to places like right here, so we can get to hear about Jesus.

**S** God, we ask that You would work in our hearts that we might turn away from our sins and trust in Jesus as our Savior. Help us to tell others the good news of Jesus. Bring them to know You, too.

# **ACTS PRAYER ACTIVITY**

Use this sheet to write down your ACTS Prayer

## **Instructions:**

Use this sheet to help the children apply the Bible Truth into a prayer. You can use the ACTS provided or even better, have the kids think of their own applications. Also have the children add their personal requests to the prayer, too. Lead the children in the prayer or let them pray sections, with your help. Never force a child to pray! Non-readers can participate by you whispering a section of the prayer into their ear and allowing them to pray it aloud for the group.

## **ADORATION:**

God, we praise You for hating sin and being perfectly just. And yet, also very merciful to sinners.

God, we praise You for being.....

---

Add your own Adorations:

---

---

## **CONFESSION:**

God, we confess that we, like Adam and Eve, hide our sins and blame others for things that are our fault We deserve Your punishment, too! We need a Savior!

God, we have sinned against You....

---

Add your own Confessions:

---

---

## **THANKSGIVING:**

Thank You, God for not just treating us as our sins deserve, but sending us a Savior, Your Son Jesus, to save us.

God, we thank You for...

---

Add your own Thanksgivings:

---

---

---

## **SUPPLICATION:**

God, help us to be honest before You and others about our sins. Work in our hearts, that we might turn away from our sins and trust in Jesus as our Savior. Have mercy on us!

God, we need Your help...

---

Add your own Supplication:

---

---

---

---

---

# SNEAKY SNACK

Can you figure out how this snack relates to the story?

---

## Snack: The Eyes of the Chief's Truck

Make two per child: A round piece of yellow cheese on top of a round cracker, on top of a round chocolate cookie. When the Oreo side of the stack faces up, it's the headlights not working; when flipped over, it's the lights working.

This is only a suggestion. Feel free to modify. Be mindful of allergy issues among your children!

**Case Tie-in:** God used the broken lights on the chief's truck to answer Dr. Evert's prayer to bring the good news of Jesus to him and his people.

---

# SOUL FOOD

Food for thought during snack time

---

1. What does the snack have to do with the story?

---

Choose a few questions from the other activity discussion sheets to talk about during this snack time.

2.

---

---

3.

---

---

4.

---

---

5.

---

---

6.

---

---

7.

---

---

Directions: Read and discuss Bible Truth, using a FEW of the questions. Play game. Feel free to modify the game to fit your children.

### **God Treated the First Sinners with Justice and Mercy**

When Adam and Eve rebelled against God, they received the terrible consequences of their sins, just as God had warned them they would. They had enjoyed a life without sin. Now all that changed. Their hearts used to be full of peace and love. Now they were afraid and selfish. Their work used to be a complete pleasure. Now it became frustrating and unsatisfying, filled with troubles. Their bodies had been full of health and life. Now they grew weak and sick. One day they would die. Worst of all, they used to enjoy wonderful fellowship with God, and now that fellowship was broken. This is what the Bible calls being dead in sin. How Adam and Eve and all God's creation groaned under sin!

Adam and Eve deserved no relief from their punishment, but God treated them better than they deserved. He gave them hope, even that day. He promised them that a son of Eve's would come to defeat Satan and bring salvation.

Who was that son? Jesus, the Son of God! He would live the perfect life that Adam and Eve should have lived, but did not. On the cross, He would offer it up as the perfect payment for the sins of all those who would ever turn from their sins and trust in Him as their Savior. God, Himself, would satisfy His justice so that He could show us mercy!

### **Understanding the Bible Truth**

1. What happened when Adam and Eve rebelled against God? *They received the terrible consequence of their sins, just as God had warned them.*
2. What was different about Adam and Eve after they sinned? *They were afraid and selfish.*
3. Would change about their work, after they sinned? *It wouldn't be sheer pleasure any more, but often be difficult, unfruitful and unsatisfying.*
4. What happened to their bodies after they sinned? *They would suffer sickness and death.*
5. What was the worst consequence of their sin? *They no longer would enjoy the wonderful fellowship with God they had enjoyed before.*
6. What does the Bible call of these consequences of sin? *Being dead in sin.*
7. How did God show His mercy to Adam and Eve? *He promised that one day a son of Eve's would come to defeat Satan and bring salvation.*

### **Bible Truth Story Connection Questions**

How does the case story point to the **Bible Truth: God Treated the First Sinners with Justice and Mercy?**

1. How could Dr. Everts know that the Zulu people were dead in their sin? *They did not worship the LORD, but followed witch doctors and spirits. Their bodies suffered and died.*
2. Why was it important for Dr. Everts to share about the justice and mercy God showed Adam and Eve with the people of Kakoela village? *Only when you understand how sin came into the world, the punishments the LORD gave Adam and Eve and the mercy He showed to all who look forward in faith to Jesus, could they understand their own sin and their own need to trust in Jesus as Savior.*

### **Bible Verse Connection Question**

1. What does the Bible Truth have to do with our Bible Verse: **Romans 6:23**: "For the wages of sin is death, but the free gift of God is eternal life in Christ Jesus our Lord."?  
*God justly gave Adam and Eve punishments and death for their sinful working against Him and His good ways. But, He also gave them the promise of eternal life through Jesus, the son of Eve who would crush Satan once and for all.*

### **Life Application Questions**

1. How does God want us to respond to His mercy? *By confessing our sins to Him and trusting Jesus as our Savior.*

**ACTS Questions**

1. What is something we can praise God for because of this Bible Truth? *Praise God for being perfectly just; and yet also, so very merciful.*
2. What are sins we can confess to God because of this Bible Truth?  
*Confess that we, like Adam and Eve, hide our sins and blame others for things that are our fault. We deserve His punishment! We need a Savior!*
3. What is something we can thank God for because of this Bible Truth?  
*Thank God for not just treating us as our sins deserve, but sending us a Savior to save us.*
4. What is something we can ask God for because of this Bible Truth?  
*We can ask God to work in our hearts that we would want to turn away from disobeying Him and trust in this wonderful Jesus as our own Savior. Help us be honest before Him and others with our sins and our need for mercy.*

**The Gospel**

1. God showed His just punishment of sins and His mercy through Jesus. This what the gospel is all about. Can you tell me the gospel?  
*God is the good Creator and King of the world. He made people to worship Him and live by His good laws. But we are all sinners who have rebelled against Him. We all deserve death--God's just, eternal punishment for our sins. How terrible! But God has good news for us. In His great mercy, God sent His Son Jesus to earth to save sinners. Yes, Jesus, the perfect Son of God, left His home in heaven and became a man. He lived the perfect life that pleases God. (He's the only one who has ever done that!) He offered it up to God His Father as the perfect sacrifice for sins when He suffered and died on the cross. Then, on the third day, Jesus rose from the dead in victory. He had fully paid for the sins of God's people, so they wouldn't have to! Now all who turn away from their sins and trust in Jesus as their Savior will receive forgiveness of sins and eternal life with God. They will be His very own special people who will know Him and enjoy Him forever. We can be God's people, too, if we turn from our sins and trust in Jesus as our own Savior.*

## Game: Sit Ball

### Materials

Two or Three soft baseball sized balls. Or, could use beach balls  
Bible Truth Questions

### Preparing the Game

1. Choose 20+ questions for your game from the Bible Truth Discussion Questions, or make up your own.
2. Write the Bible Truth questions on small thin strips of paper (or make a photocopy of the Bible Truth Discussion Questions and simply cut them into strips) and put them in the bag/bowl.

### Playing the Game

Have children sit in a circle on the ground, with about 2' spacing. Give them two or three soft indoor baseballs and are to throw them from one to another, avoiding "It" who is moving around trying to catch one. When a ball is caught, the child who threw the ball chooses a question for the class to answer. If correctly answered, the player becomes the new "It". If not, then the old "It" remains in place.

Game continues as number of questions, time, and attention span allow.

### Optional TAKING IT TO OTHERS Activity: Quiz Questions

Have the children choose a few of the questions from the game to ask the parents/other children during TAKING IT TO OTHERS time. Help pre-readers by whispering the question in their ear and letting them ask it aloud to the parents/other children. Make sure you read the Bible verse aloud before you ask your questions.

Directions:

1. Write words to song in large print before class.
2. Play the song for the children, helping them follow along on the song sheet.
3. Discuss the song, using a few questions from the discussion sheet. *Don't use them all!*
4. Introduce sign language for key words of your choice from sign language sheet for your song. Use as few or as many as you think the children can learn.
5. Sing and sign the song. Sign language as well as large format lyrics and sheet music are found in the PFI Unit Songbook or online.
6. If desired, play the Song Game.

**Optional TAKING IT TO OTHERS Activity: Presenting and Singing the Song**

1. Sing and sign the song, encouraging the watching children/parents to join in.
2. Ask the class some of the questions listed below. The Bible Truth Connection Question is particularly good to help them understand how the song ties in with the Bible Truth.

**Come, Ye Sinners, Poor and Needy**

**Verse 1**

Come ye sinners, poor and needy,  
Weak and wounded, sick and sore;  
Jesus ready stands to save you,  
Full of pity, love, and pow'r.

**Listen to it on PFI ESV Songs 6, Track 10**

**Understanding the Song**

1. What is a sinner? *Someone who thinks, says and acts in ways that do not please God.*
2. What words describe a sinner? What do they mean? *Poor and needy: not that they don't have money, but that they have no way to "pay" for their sins. Weak and wounded, sick and sore: Not only are their bodies suffer under weakness, wounds, sickness or soreness, but their hearts are weak and hurt from fighting sin. They suffer from sadness and guilt.*
3. Who should a sinner come to? Why? *Jesus, because He stands ready to save you.*
4. How does Jesus receive sinners who come to Him? *He is full of pity (sad that you are suffering and desiring to help you), love and power (through His life offered up on the cross)*
5. Who is the song writer going to? How will He receive him? *Jesus. He will embrace him in His arms.*
6. What he mean when he says Jesus will embrace him in His arms? *Not that Jesus will really give him a hug, but that He will rejoice that he has come to Him for salvation, and that He loves him tenderly. In heaven, though, Jesus WILL really hug him!*
7. What does it mean that there are ten thousand charms in the arms of Jesus? *A charm is something that delights you. Knowing Jesus' love and forgiveness, being in His family, are so wonderful that it is like getting ten thousand of the things that delight you most, all rolled up into one. There is nothing as wonderful as knowing and being loved by Him.*

**Bible Truth Connection Question**

1. How does this song relate to our **Bible Truth: God Treated the First Sinners with Justice and Mercy?** *Adam and Eve--and all people after them-- suffer the consequences of their sinful rebellion. Everyone is poor and in need of a Savior. Everyone is weak and weary, sick and sore from sin. God, in His great mercy, promised Adam and Eve that one day He would send a Savior to crush Satan. Jesus paid for the sins of all who would ever turn and trust in Him. He welcomes them tenderly to come to Him and know the ten thousand charms of His love.*

**Story Connection Question**

1. How does this song relate to the story? *Dr. Everts knew the people of Kakoela village were poor and needy, weak and weary, sick and sore as the consequences of the sin in this world. He longed to tell them about Jesus that they might know the charms of His love and forgiveness.*



**Bible Connection Question**

1. What does this song have to do with our **Bible Verse: Romans 6:23**: "For the wages of sin is death, but the free gift of God is eternal life in Christ Jesus our Lord.?"

*We are all sinners who deserve death. God, in His great mercy, calls us to come to Jesus for forgiveness of our sins. Jesus stands ready to save all who turn from their sins and trust Him as their own Savior. He is full of pity, love and power to give them the gift of eternal life.*

**Life Application Questions**

1. How can God's people be affected by the message of this song? *They can praise God for leading them with His good and unfailing plans. They can ask Him to help them not to complain or long for something different than what is His good plan, but to trust in Him and His good plans.*

2. What is the best first step do we need to take if we want to be a faithful follower of God? *That God would work in our hearts that we might turn from our sins and trust Jesus as our Savior. We can ask Him to work in our hearts that we would be His faithful follower all our lives.*

**ACTS Questions**

1. What is something we can praise God for from this hymn?

*Praise God for being the gracious God, full of pity, love and power, to save sinners.*

2. What are sins we can confess to God from this hymn?

*Confess that we are weak, wounded, sick and sore, with sin. We deserve God's punishment. We need a Savior!*

3. What is something we can thank God for from this hymn?

*We can thank God for not treating sinners just as their sins deserve, but for standing ready to save all who turn from their sins and trust in Jesus as their own Savior. He is so full of pity, love and power!*

4. What is something we can ask God for from this hymn?

*That God would work in our hearts that we might turn from our sins and trust Jesus as our Savior. We can ask Him to heal us of the weakness, wounds, sickness and soreness of sin in our lives. We can ask Him for His eternal life.*

**Gospel Question**

1. Why does God not just judge our sins as we deserve, but stands ready to save us? Because of what Jesus has done! Can you tell me the good news of Jesus?

*God is the good Creator and King of the world. He made people to worship Him and live by His good laws. But we are all sinners who've rebelled against Him. We all deserve death--God's just, eternal punishment for our sins. How terrible! But God has good news for us. In His great mercy, God sent His Son, Jesus to earth as a man to save sinners. He lived the perfect life that pleases God. (He's the only one who's ever done that!) He offered it up to God His Father as the perfect sacrifice for sins when He suffered and died on the cross. Then, on the third day, Jesus rose from the dead in victory. He had fully paid for the sins of God's people, so they wouldn't have to! Now all who turn away from their sins and trust in Jesus as their Savior will receive forgiveness of sins and eternal life with God. They will be His very own special people who will know Him and enjoy Him forever. We can be God's people, too, if we turn from our sins and trust in Jesus as our own Savior.*

## **Song Game: Mimic Me!**

### **Materials**

Sign Language  
Song

### **Preparing the Game**

None.

### **Playing the Game**

1. Practice the song and signs until the children know them well. Choose a person to be the leader and let them decide upon an action for everyone to do as they sing the song, such as jump on one foot, etc.
2. Sing the song while doing the chosen action.
3. Select another child to be the leader.
4. If desired, you can choose a different action for different important words in the song, such as jump on one foot when you sing the word "grace", but clap your hands when you sing the word "Jesus". Ask the children the meaning of each of the words before adding in their action.

Game continues as number of questions, time, and attention span allow.

choose a FEW questions for discussion, then choose the game and/or music activity

**Meditation Version: Romans 6:23**

“For the wages of sin is death, but the free gift of God is eternal life in Christ Jesus our Lord.”

**Understanding the Bible Verse**

1. What are wages? *Something you get paid for the work you do.*
2. What is sin? *Saying, doing, thinking, being anything that does not please God.*
3. What does it mean that we get wages for sin? *Sin is working against God and His good ways. God is just and perfectly holy. He hates sin. He promises us that when we work against Him, there will be consequences. Those consequences are the wages—or the payment—you get for your sinful ways.*
4. What are the wages of sin? That is, what are the consequences God promises to those who work against Him? *Death.*
5. What is death? *Death is not just our bodies dying. It is also something that happens in our hearts. We are cut off from the fellowship of God that He made us to enjoy with Him. If we do not turn from our sins, confess them to Jesus and trust in Him to save us from our sins, then our final punishment will be eternal death. It will be punishment that never ends, away from God and everything that is good. How terrible!*
6. What is a gift? *Something someone gives to you, not because you earned it, but because they wanted to give it to you.*
7. What is the free gift of God? *Eternal life.*
8. What is eternal life? When does it begin? *It is having restored fellowship with God here on earth; then, living on forever with Him after we die in perfect fellowship (and in new bodies perfectly suited for life with Him.) It starts the moment we turn from our sins and trust Jesus as our Savior.*

**Bible Truth Connection Question**

1. What does this verse have to do with the **Bible Truth: God Treated the First Sinners with Justice and Mercy?** *Because God is good and just, He punishes sin. When Adam and Eve rebelled against God, He punished their sin. What is the punishment for sin? It is death--separation from God and all His good ways. Adam and Eve knew some of that separation from God that very day. When their bodies died they deserved to know complete separation from Him. But God is so very merciful. He treats sinners who repent of their sins and trust in Him so much better than they deserve! That same day God gave Adam and Eve the punishment for their sins, He also gave them the promise of eternal life through Jesus, the son of Eve who would crush Satan once and for all.*

**Story Connection Questions**

1. What does the verse have to do with our story? *Like all people, the people of Kakoela village suffered the wages of sin. Dr. Everts prayed that he would get to tell Chief Chuana and the people of Kakoela village the good news of Jesus so that they might turn from their sins and trust in Him as their Savior. Then they would receive God's gift of eternal life.*

**Life Application Questions**

1. Can you ever do enough good things to please God? Why or why not? *We can never do enough good things to please God. Only a perfect life pleases God. We all have sinful hearts and do sinful things. Only Jesus lived the perfect life that pleases God. That's why only He can give us eternal life as a gift.*
2. God Himself has provided a way through Jesus for sinful people to receive the gift of eternal life they do not deserve. What does He call us to do? *To turn away from our sins, confess them to Him and trust in Jesus as our own Savior.*

**ACTS Questions**

1. What is something we can praise God for from this Bible Verse?

*Praise God for being the Giver of Eternal Life as His gift.*

2. What are sins we can confess to God from this Bible Verse?

*That we are all sinners who have earned death because of our disobedience to God. We deserve God's punishment! We need a Savior!*

3. What is something we can thank God for from this Bible Verse?

*We can thank God that He offers eternal life to all those who turn from their sins and trust in Jesus as their own Savior.*

4. What is something we can ask God for from this Bible Verse?

*We can ask God to work in our hearts that we would want to turn away from disobeying Him and trust in this wonderful Jesus as our own Savior. That God would forgive our sins and give us eternal life, that we can know Him, enjoy Him and obey Him forever.*

**Gospel Question**

1. What have we done to deserve death? What has Jesus done to offer us the gift of eternal life? What is the gospel? *God is the good Creator and King of the world. He made people to worship Him and live by His good laws. But we are all sinners who have rebelled against Him. We all deserve death--God's just, eternal punishment for our sins. How terrible! But God has good news for us. In His great mercy, God sent His Son Jesus to earth to save sinners. Yes, Jesus, the perfect Son of God, left His home in heaven and became a man. He lived the perfect life that pleases God. (He's the only one who has ever done that!) He offered it up to God His Father as the perfect sacrifice for sins when He suffered and died on the cross. Then, on the third day, Jesus rose from the dead in victory. He had fully paid for the sins of God's people, so they wouldn't have to! Now all who turn away from their sins and trust in Jesus as their Savior will receive forgiveness of sins and eternal life with God. They will be His very own special people who will know Him and enjoy Him forever. We can be God's people, too, if we turn from our sins and trust in Jesus as our own Savior.*

## Game: Scrambled Eggs

### Materials

Bible Verse written up in large print so that all can see  
Plastic Hollow Easter Eggs, 10 of one color for each team  
Pen and paper  
2 carpet squares or other base marker

### Preparing the Game

1. Clearly print out the words to the verse on paper and cut it into 10+ sections. Number each section in sequence. Place each section in Easter eggs of the same color. Print out another copy of the verse, also numbered sequentially on another piece of paper. Repeat for each team.
2. Hide the eggs around the classroom. Place the two carpet squares down in opposite ends of the classroom.

### Learning the Verse

Some or all of your children may be non- or early readers. Teach the verse in sections, having them say it after you. Repeat a few times. Add clapping or other movement as they say it.

### Directions

1. If desired, lead the children in a discussion of a **FEW** of the most important questions before beginning game.
2. Explain the game to them as follows:  
Have the children form two teams seated at their bases. Give each team a written out copy of the verse and place it on their base. Assign each team a particular color of Easter egg and tell them that pieces to the verse are hidden in eggs around the room. They are to find all their eggs, remove the verse section from the egg and put it in order. They can use the copy of the verse (and numbers on each section—especially helpful for pre- and early readers) to help them put it in order. The first team to find all the verse, put it in order and recite it as a group wins.

Game continues until all the eggs have been found or as time allows.

### Non-competitive Option

Don't split the children into teams. Use any color Easter egg for the pieces of the verse. Hide them around the room. Have the children take turns finding an egg and bringing it back to the group. Have the child open the egg and read (or have you read) the word/s on the piece of paper. Stick them in place on the copy of the verse. If desired, have the children say the verse each time before each "hunt", reinforcing the verse.

### Optional TAKING IT TO OTHERS Activity: Quiz Questions

Have the children choose a few of the questions from the game to ask the parents/other children during TAKING IT TO OTHERS time. Help pre-readers by whispering the question in their ear and letting them ask it aloud to the parents/other children. Make sure you read the Bible verse aloud before you ask your questions.

Directions:

1. Write words to song in large print before class.
2. Play the song for the children, helping them follow along on the song sheet.
3. Discuss the song, using a few questions from the discussion sheet. *Don't use them all!*
4. Introduce sign language for key words of your choice from sign language sheet for your song. Use as few or as many as you think the children can learn.
5. Sing and sign the song. Sign language as well as large format lyrics and sheet music are found in the PFI Unit Songbook or online.
6. If desired, play the Song Game.

**Optional TAKING IT TO OTHERS Activity: Presenting and Singing the Song**

1. Sing and sign the song, encouraging the watching children/parents to join in.
2. Ask the class some of the questions listed below. The Bible Truth Connection Question is particularly good to help them understand how the verse ties in with the Bible Truth.

**For the Wages of Sin Is Death**

For the wages of sin is death,  
 But the free gift of God is eternal life,  
 Through Christ Jesus our Lord.  
 For the wages of sin is death,  
 But the free gift of God is eternal life,  
 Through Christ Jesus our Lord.  
 Romans Six, twenty-three.

**Listen to it on PFI ESV Songs 6, Track 11**

## Song Game: Word Take Away

### Materials

Sign Language Signs and Song  
 White board and marker  
 Eraser

### Preparing the Game

1. Write the words to the song on a white board.

### Playing the Game

1. After children have learned the song and signs well, then tell the children that you are going to leave out words from the song (that you've learned signs for) and just do the sign in its place.
2. Have the children help you choose a word to take out. Erase the word from the board. Review the sign the for erased word.
3. Sing the song, trying to remember to NOT sing the word and do only the sign.
4. Continue to take out words until all of the words (with signs) have been taken out.

Game continues as number of questions, time, and attention span allow.

**STORY REVIEW**

Directions: Read and discuss Bible Truth, using a FEW of the questions. Play game. Feel free to modify the game to fit your children.

**General Story Questions**

1. Who did Dr. Everts take care of in Moria Mission Hospital? *Sick, Zulu children.*
2. What did the sick Zulu boy want Dr. Everts to do for them on Christmas Day? *Tell them the Christmas story.*
3. Why didn't it seem much like Christmas in Zulu territory in South Africa? *It was hot; no Christmas lights on houses; no churches; no cold weather; lions and rhinos instead of reindeer.*
4. What two things did Dr. Everts want most for Christmas? *To tell the sick children in the hospital about the birth of the Savior, Jesus; and, to tell the people of Kakoela village in the Xhosa Mountains about Jesus.*
5. What did Dr. Everts and his wife do, in hopes of telling the people in Kakoela village about Jesus? *Prayed to God to make a way.*
6. What did Dr. Everts ask Chief Chuana to tell him do? How did Chief Chuana answer him? *To come heal their sick and to tell them about Jesus.*
7. Who did Chief Chuana say the people should go to instead of Dr. Everts' God? *The witchdoctors and the spirits they worshiped.*
8. What did the messenger boy from Kakoela village tell Dr. Everts on Christmas Day? *The chief's eyes were dead and to come immediately.*
9. What eyes of the chief were dead? *The headlights to his truck.*
10. Why was Dr. Everts at first frustrated when he found out that it was the chief's truck not his own eyes that needed help? *He thought he had come for nothing; he was concerned that the chief might get even more resistant to hearing about Jesus, if the doctor couldn't fix the headlights.*
11. What did the chief do to celebrate the doctor fixing the headlights? *Called for a celebration fire and food to be made for the doctor and him.*
12. What did the chief let the doctor do after they had eaten? *Tell them one story from his God's book.*
13. What story did Dr. Everts tell them? *Told how sin had entered the world through Adam and Eve and how God, in His mercy, sent His Son Jesus to die for the sins of all who would ever turn and trust in Him.*
14. What did the people and the chief think of Dr. Everts' story? *They had never heard anything like it before. They wanted to hear more.*

**Bible Truth Connection Questions**

1. What does this story have to do with our Bible Truth? *Dr. Everts knew that the Zulu suffered in the sin and death that were the results of Adam and Eve's rebellion, but they did not know about the mercy God promised all who believed in Jesus and trusted in Him as Savior. Dr. Everts wanted them to believe in Jesus and be saved.*

**Bible Verse Connection Question**

1. What does the story have to do with our **Bible Verse: Romans 6:23**: "For the wages of sin is death, but the free gift of God is eternal life in Christ Jesus our Lord."?  
*Like all people, the people of Kaoela village suffered the wages of sin. Dr. Everts prayed that he would get to tell Chief Chuana and the people of Kakoela village the good news of Jesus so that they might turn from their sins and trust in Him as their Savior. Then they would receive God's gift of eternal life.*

**Life Application Questions**

1. Who is someone we can pray for that you know who needs to hear about Jesus?
2. How can they –and we—receive God's salvation? *By turning from their/our sins and trusting in Jesus as our own Savior.*

**ACTS Questions**

1. What's something we can praise God for from this story? *Praise God for being the Answerer of Prayers, such as Dr. Evert's prayer to tell the Zulu people in Kakoela village about Jesus.*
2. What's something we can confess from this story? *Confess that many times we are not like Dr. Everts. We give up praying for God to make ways for us to tell others about Jesus.*
3. What's something we can thank God for from this story? *We can thank God for sending His people to tell others about Jesus, even to very far places like Zulu territory. And, even to places like right here, where we get to hear about Jesus.*
4. What is something we can ask God for from this story? *We can ask God to work in our hearts, helping us to turn away from our sins and trust Jesus as our own Savior, like Dr. Everts prayed for the Zulus. We can ask Him to send more of His people to all parts of the world that everyone might hear about Jesus and be saved.*

**The Gospel**

1. What is the good news of Jesus that Dr. Everts told the Zulu people and prayed that they would believe? *God is the good Creator and King of the world. He made people to worship Him and live by His good laws. But we are all sinners who have rebelled against Him. We all deserve death--God's just, eternal punishment for our sins. How terrible! But God has good news for us. In His great mercy, God sent His Son Jesus to earth to save sinners. Yes, Jesus, the perfect Son of God, left His home in heaven and became a man. He lived the perfect life that pleases God. (He's the only one who has ever done that!) He offered it up to God His Father as the perfect sacrifice for sins when He suffered and died on the cross. Then, on the third day, Jesus rose from the dead in victory. He had fully paid for the sins of God's people, so they wouldn't have to! Now all who turn away from their sins and trust in Jesus as their Savior will receive forgiveness of sins and eternal life with God. They will be His very own special people who will know Him and enjoy Him forever. We can be God's people, too, if we turn from our sins and trust in Jesus as our own Savior.*



## Game: Four Corners

### Materials

Red and Green Construction paper  
 2 rulers  
 4 Large pieces of paper and a Marker  
 Masking Tape  
 Four small pieces of paper  
 Cup or bag  
 Story Review Questions  
 Optional: Team Pennies to differentiate each team

### Preparing the Game

1. Make up story review questions that answer the questions: Why? What? How? What would you do? You will want to have 20+ questions. Many of the Story Review Discussion Questions can be modified to fit one of these four questions.
2. Make a stop sign and a green light out of the red and green construction paper and tape them each to the end of a ruler.
3. Make four signs out of the paper: Why? What? How? What would you do? Tape these signs in 4 different locations, such as corners of the room.
4. Write these 4 names also on four small pieces of paper of equal size and place in the cup/bag.

### Playing the Game

Divide the children into two teams. At the leader's signal, all the children will run to one of the four signs and place their hand on it or near it. When leader yells "Freeze" then the children must stay at their station. The leader then pulls one of the pieces of paper out of the cup and asks the children at that particular station a Story Review question. If they get it right, then they gain as many points as children from that team who were at that station. Play then resumes again.

Game continues as number of questions, time, and attention span allow.

### Non-competitive Option

Don't split into teams. Simply ask the children at the particular station the question and let them work together to answer it.

### Optional TAKING IT TO OTHERS Activity: Quiz Questions

Have the children choose a few of the questions from the game to ask the parents/other children during TAKING IT TO OTHERS time. Help pre-readers by whispering the question in their ear and letting them ask it aloud to the parents/other children.

**CASE REPLAY ACTIVITIES**

Use this guide to review the Case Story and act it out for others to enjoy!

**CASE REPLAY, JR: YOUNGEST CHILDREN**

**Description:** The children will act out the story together, everyone doing the same action/sound effect at the same time. This activity is most suitable for kindergarteners.

**Materials**

The Case RePlay, Jr. script for younger children

**Preparation**

1. Read through the script and write in the blanks along the side possible actions/sound effects the children could do to act it out.

**Instructions**

1. Tell the children that they will be re-enacting the story together as you tell it.
2. As you read the script, lead the children in actions/sound effects to do with you.
3. If desired, you can read the script and stop at certain sentences and ask them what a good action/sound effect would be to act out what you just read.
4. Repeat the re-enactment one or two times more.

**CASE REPLAY, SR: OLDER CHILDREN**

**Description:** The children act out the story as a three-scene play. You will narrate it using the Case RePlay, Sr. script and they will act it out (no spoken words, for the most part), with each child assuming a different character's role. This activity is most suitable for first grade and up. You will review the story, then practice it a few times before performing it for others.

**Materials**

The Case RePlay, Sr. script  
White board or other large format paper  
Costumes and props

**Preparation**

1. Prepare for the play by choosing costumes and props for each character in the story. Decorate the area with any scenery props.
2. Write the words "Beginning," "Middle," "End" on a large piece of paper/whiteboard with plenty of space under each heading. You will use this paper to help the children think about the story as a three-scene play, as it is presented in the script.

**Instructions**

1. Tell the children that they will get to act out the story as a three-scene play, with a beginning, middle and end section. Tell them that before they can act it out, they need to think it out. as you narrate it with your script.
2. Take the children's answers as they recount the story, helping them put key incidents in the right order.
3. If desired, when they have filled in their Beginning, Middle, End, read through your whole (real) script, so they hear exactly what you will have them act out.
4. Then tell the children that it's time to practice acting out the story.
5. Assign parts to each child. If you are using costumes, do NOT give them out at this point. They will be a distraction.
6. Have all the children sit on the floor or in chairs on one side of the "stage," then call the characters up in place as their part in the story comes.
7. As you read the script, guide the children in where you want them to move or do to act it out.
8. After going through the whole script once, give out any costumes and props and act out the script once or twice more.

**Optional TAKING IT TO OTHERS Activity: Re-enacting the Story**

Read the script as the children act out together (younger) or assuming different roles (older) as the other children or the parents watch.

**CASE REPLAY, JR--YOUNGER KIDS (KINDERGARTEN) P.2**

“Welcome to our play! The name of our story is called: The Case of the Dead Eyes.

Our story takes place in Africa among the Zulu people in the 1940’s.

And now we present: “The Case of the Dead Eyes.”

**Scene 1:**

Dr. Everts goes through the children’s ward at Moria Mission hospital one last time. He prays with the children. As he gets ready to leave, a child asks him if soon it will be Christmas when he will tell them another Bible story. Dr. Everts tells him it is in two days and he will tell them the story of Christmas then. It doesn’t feel much like the wintry Christmases Dr. Everts used to down there in Zulu territory, but what he wants most for Christmas is to tell the children the story of Jesus. Looking up at the Xhosa mountains, he is reminded of the other thing he wants for Christmas: a chance to tell Chief Chuana and Kakoela village about Jesus. He goes inside his house and prays once more about it with his wife.

**Actions:**

---

---

---

---

**Scene 2:**

The next day Dr. Everts sends a message asking Chief Chuana to let him come tell about Jesus and heal the sick. Chief Chuana refuses and is furious. Dr. Everts still hopes that God will do something by Christmas. On Christmas morning, Dr. Everts visits the sick children in the hospital and tells them the Christmas story. As he heads home, a Zulu boy tells him that Chief Chuana’s eyes are dead and he wants Dr. Everts to come immediately. Dr. Everts gathers his medical supplies, tells a nurse to get a room ready, gets a stretcher and two Africans to ride with him up to Kakoela village. Dr. Everts is confused as he is greeted at the entrance to the village by Chief Chuana, with both eyes working perfectly. Chief Chuana asks Dr. Everts to follow him and he will show him the dead eyes. He takes him to his truck, whose headlights are not working. Dr. Everts is frustrated and thinks he’s come for no reason. He decides to try to fix the headlights and does.

---

---

---

---

---

---

---

**Scene 3:**

Chief Chuana calls a feast to celebrate. He lets Dr. Everts tell one story from the Bible to thank him. Dr. Everts tells the whole story from Adam and Eve sinning in the Garden, to God mercifully providing Jesus to be the Savior for the sins of all who turn and trust in Him. The people have never heard a story like this before. Chief Chuana invites Dr. Everts to come back and tell them more stories about God. Dr. Everts goes home praising God for giving him the Christmas present he wanted most of: to tell the people of Kakoela village about Jesus.

---

---

---

---

---

**Bible Truth Tie-In:**

The Bible Truth we are learning is: **God Treated the First Sinners with Justice and Mercy.** After fixing the lights on Chief Chuana’s car, Dr. Everts was invited to tell the story of how God sent His Son, Jesus came to destroy Satan and bring salvation, just as He had promised Adam and Eve in the beginning.

## **CASE REPLAY, SR--OLDER KIDS (1ST GRADE AND UP) P.3**

“Welcome to our play! The name of our story is called: The Case of the Dead Eyes.

Our story takes place in Africa among the Zulu people in the 1940’s.

The characters in our story are: Dr. and Mrs. Everts, the children, a nurse and other hospital helpers, Chief Chuana and the people of his tribe.

And now we present: “The Case of the Dead Eyes.”

### **Scene 1: (Beginning)**

Dr. Everts goes through the children’s ward at Moria Mission hospital one last time. He prays with the children. As he gets ready to leave, a child asks him if soon it will be Christmas when he will tell them another Bible story. Dr. Everts tells him it is in two days and he will tell them the story of Christmas then. It doesn’t feel much like the wintry Christmases Dr. Everts used to down there in Zulu territory, but what he wants most for Christmas is to tell the children the story of Jesus. Looking up at the Xhosa mountains, he is reminded of the other thing he wants for Christmas: a chance to tell Chief Chuana and Kakoela village about Jesus. He goes inside his house and prays once more about it with his wife.

### **Scene 2: (Middle)**

The next day Dr. Everts sends a message asking Chief Chuana to let him come tell about Jesus and heal the sick. Chief Chuana refuses and is furious. Dr. Everts still hopes that God will do something by Christmas. On Christmas morning, Dr. Everts visits the sick children in the hospital and tells them the Christmas story. As he heads home, a Zulu boy tells him that Chief Chuana’s eyes are dead and he wants Dr. Everts to come immediately. Dr. Everts gathers his medical supplies, tells a nurse to get a room ready, gets a stretcher and two Africans to ride with him up to Kakoela village. Dr. Everts is confused as he is greeted at the entrance to the village by Chief Chuana, with both eyes working perfectly. Chief Chuana asks Dr. Everts to follow him and he will show him the dead eyes. He takes him to his truck, whose headlights are not working. Dr. Everts is frustrated and thinks he’s come for no reason. He decides to try to fix the headlights and does.

### **Scene 3: (End)**

Chief Chuana calls a feast to celebrate. He lets Dr. Everts tell one story from the Bible to thank him. Dr. Everts tells the whole story from Adam and Eve sinning in the Garden, to God mercifully providing Jesus to be the Savior for the sins of all who turn and trust in Him. The people have never heard a story like this before. Chief Chuana invites Dr. Everts to come back and tell them more stories about God. Dr. Everts goes home praising God for giving him the Christmas present he wanted most of: to tell the people of Kakoela village about Jesus.

### **Bible Truth Tie-In:**

The Bible Truth we are learning is: **God Treated the First Sinners with Justice and Mercy.** After fixing the lights on Chief Chuana’s car, Dr. Everts was invited to tell the story of how God sent His Son, Jesus came to destroy Satan and bring salvation, just as He had promised Adam and Eve in the beginning.

## Chief Chuana's Truck

### Description

Children will decorate a truck with headlights that go on and off by means of a sliding paper part.

### Materials

White cardstock, 2 pieces per child

Crayons/Markers: other colors, plus at least 1 yellow and black per every two children.

Foil

Glue Sticks

Scissors with pointed tips

1 Black Pipe Cleaner per child

### Preparing the Craft

1. Copy Truck Outline onto cardstock, using Pattern#1, one per child. Cut out around out line and the two circles where the headlights will be.
2. Cut foil into windshield using Pattern #2, one per child.
3. Cut the pipe cleaners in two. These will be the windshield wipers.
4. Copy Pattern #3 onto cardstock and cut out, 1 per child. (This will be the lights tab.)
5. On BACK of Truck Outline, lay Pattern #3 across the portion of the truck where the lights are. In pencil draw along each side of Pattern #3. (This will show children where NOT to put glue when they attach their trucks to their background.)

### Making the Craft

1. Show the sample of the craft you have made.
2. Have children color in their trucks, reminding them that they will be covering over the windshield (so don't color it that area.)
3. Have children color in the first and third areas of Plate #4 in black; and the second and fourth areas in yellow.
4. Glue foil onto truck to make windshield.
5. Put glue on back of the Truck Outline. REMINDER: LEAVE UNGLUED the section between the two lines (across the light.). Glue Truck to second piece of cardstock (which serves as the background.)
6. Cut a slit in background card directly across from each other on either side of the truck outline, where the lights are. This is where the tab will be inserted.
7. Insert yellow and black colored tab up through one slot, insert it in between the truck and the background card, then back down through other slot.
8. Make 2 small holes at base of windshield. Insert pipe cleaners, bending them down to the windshield in front and flat and pointing upward on the backside..
9. If additional time, children may color the background around their truck.
10. Headlights go on and off by pulling the tab from one side to another. Wipers move as you rotate pipe cleaner ends on back.

### Optional TAKING IT TO OTHERS Activity: Craft Presentation

If you are presenting the craft to other children or parents the children can hold up their crafts (or your model craft) and read their Bible Truth Connection answers to explain the importance of the craft.

**CASE CRAFT****Discussion Guide****Instructions:**

As the children are settled into making their craft, ask them these questions to help them understand the craft's significance. Use the answers provided to guide the children's answers.

**Discussion Questions**

1. Why did the chief call for Dr. Everts? *He thought he needed a doctor to fix the "dead" eyes of his truck.*

2. Who had been praying for Chief Chuana and his people? *Dr. Everts.*

3. How did the Lord answer Dr. Everts' prayer? *He used the chief's confusion about needing a doctor to heal his truck as an opportunity to tell him and his people the good news of Jesus.*

4. What is Bible Truth that we are learning? *God Treated the First Sinners with Justice and*

*Mercy.*

5. What does our craft have to do with our Bible Truth: *God Treated the First Sinners with Justice and Mercy?*

*Dr. Everts got to tell the Chief Chuana and the people of Kakoela the story of God's mercy shown to sinners through Jesus Christ after he fixed the eyes of Chief Chuana's truck.*

6. What can our craft help us remember? *God can use anything as a way to bring the good news of Jesus to people who haven't hear.*

**TAKING IT TO OTHERS****Craft Presentation****Instructions:**

Have children hold up your model craft/their crafts. Choose five children (or you say) the five sections below to explain the craft's importance.

**Presentation:**

1. Our craft is: *Chief Chuana's Truck.*

2. In Kakoela, the Lord used the dead eyes of Chief Chuana's truck to answer Dr. Everts' prayer to tell the chief and his people the good news of God's mercy shown to sinners through Jesus.


3. Our Bible Truth is: *God Treated the First Sinners with Justice and Mercy.*

4. Dr. Everts got to tell the Chief Chuana and the people of Kakoela the story of God's mercy shown to sinners through Jesus Christ, after he fixed the "eyes" of Chief Chuana's truck.

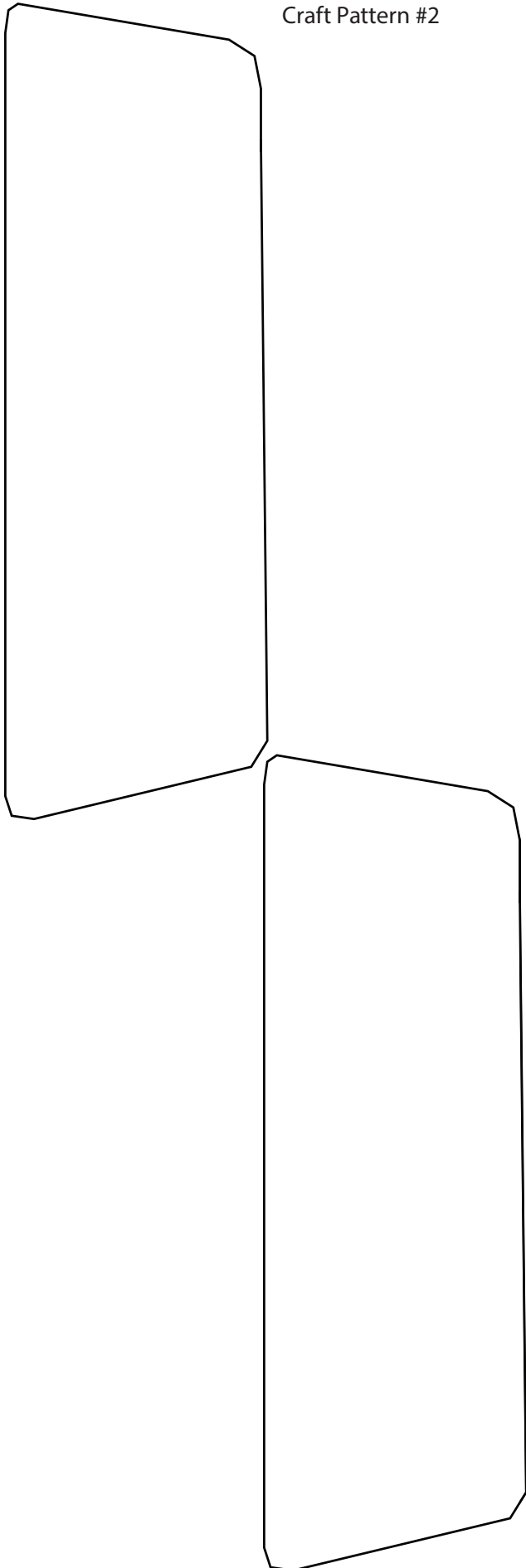
5. Our craft can help us remember that God can use anything as a way to bring the good news of Jesus to people who haven't heard.

Note: Even non-readers can participate in presenting the craft, if you will whisper what they are to say in their ear and let them say it aloud for the others to hear.

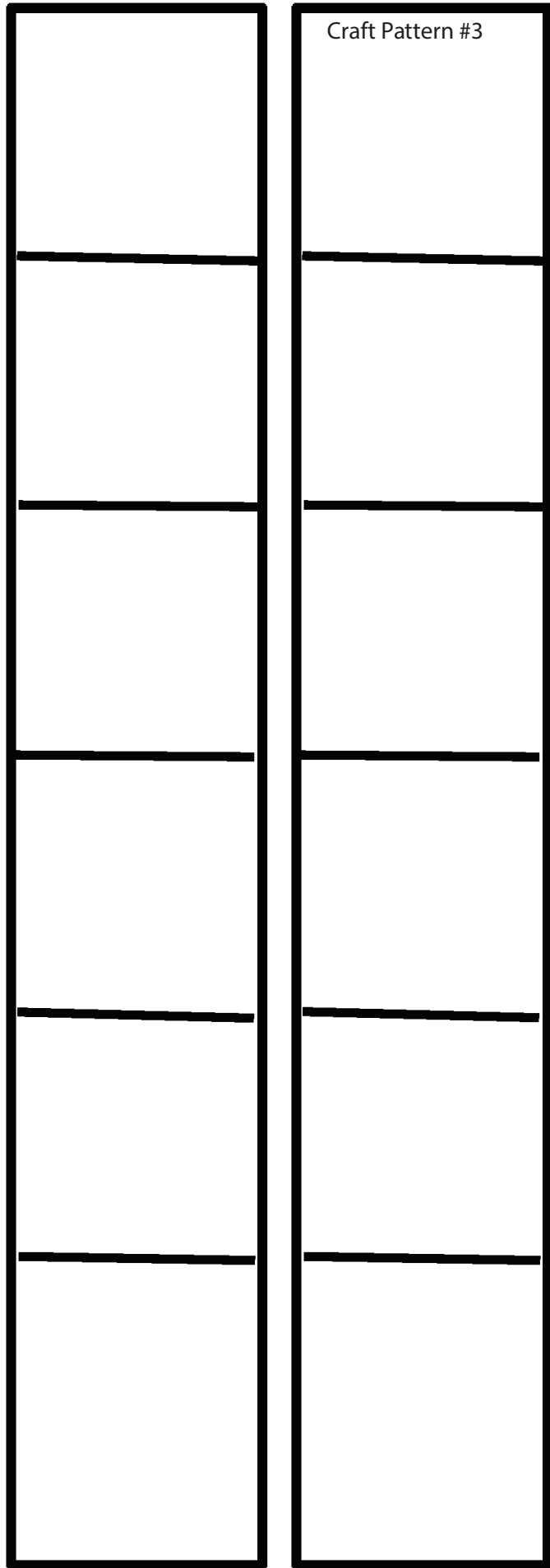
Craft Pattern #1



Craft Pattern #2



Craft Pattern #3





**BEFORE CLASS:****1. PICK YOUR PERSON**

VIPPs can be anyone in your church! Typically, they fall into 6 categories: Church staff, Elders, Deacons/deaconesses, Special Volunteers (people who aren't paid, but spend a lot of time helping out in particular ways), Supported Workers (aka missionaries), and Church Members.

**2. GATHER YOUR FACTS**

Use the VIPP Information Sheet to write down the facts about your VIPP. The information on this worksheet is used in the VIPP activities, listed in the "Choose an Activity" section below.

**DURING THE ACTIVITY:****1. INTRODUCE YOUR VIPP**

Introduce your VIPP to the children, using the VIPP Information Sheet. Fill in a set of VIPP Clue Cards with the information for your VIPP. If desired, you can even have the actual person come into class for the children to meet.

Need help describing what someone does for the church in a kid-friendly way? Check out the list of common VIPPs on the Praise Factory website in the PFI Resources. There are lots of kid-friendly descriptions for common VIPP's, such as pastors, elders, deacons and a lot more.

**2. PRAY!**

Lead the children in praying for the VIPP. Ask the children if they would like to pray for one of the VIPPs prayer requests. Even non-readers can pray for the VIPP if you whisper the prayer request in their ear, then let them say it aloud. Never force a child to pray!

**3. CHOOSE AN ACTIVITY**

There are two activities you can use to help the children learn about the VIPP:

**VIPP Clue Cards:** These are nine coloring sheets in which children fill in the nine things they learn about the VIPP from the VIPP Information Sheet. Photocopy a set of each child. Use as few or as many of these Clue Cards as you desire.

**VIPP Game:** This is a game that uses a set of Clue Cards for one or two VIPPs.

Choose a VIPP and fill in his/her information on the VIPP Information Sheet. Fill in a set of VIPP Clue Cards with the information for your VIPP. Tell the children about the VIPP, having them fill in the VIPP Clue Cards with the key facts as they learn them. Write any words the children need to write on a white-board or other piece of paper so they can see how to spell them. Help younger children write these words on their clue cards. Ideas for how to tell the children about many common VIPPs are listed at [praisefactory.org](http://praisefactory.org) with the Resources for this Bible Truth.

**Optional TAKING IT TO OTHERS Activity: Introduce and Pray for the VIPP**

If you are presenting the VIPP to other children or parents you can assign children to hold up the 10 clue cards and say what each card tells about the VIPP. (Or, you can have the children hold them up as you tell what each one means.) Then lead the children in praying for the VIPP.

## Game: Picture Run

### Materials

Information for two VIPPs

2 Sets of Clue Cards

Tape

Different color construction paper for each picture.

### Preparing the Game

1. Fill in one set of clue sheets for each VIPP you are using.
2. Put all the Clue Cards in a bag, except for the ones with the names and pictures of the VIPPs.
3. Use tape to put up the pictures of each VIPP on a piece of construction paper. Tape each up in a different location/wall around the room.

### Playing the Game

**Reveal:** Tell the children about the VIPPs, showing them your filled-in clue cards as you tell about them.

**Review:** Put the Clue Cards for the VIPPS put in a bag. Mix up. Have children stand together in middle of the room. Tell them that you will pull out a clue card, show it to them, and they are to run to the picture of the person who it belongs to. Give them the answer after everyone has run to their guessed person. Continue until all clues have been used up. (If you have a slick floor, you may want to avoid running. Make it fun by giving them a different way to go to each picture, such as skip or hop.)

**VIPP INFORMATION SHEET**

**VIPP NAME:**

\_\_\_\_\_

**WHAT VIPP LOOKS LIKE**

Man or Woman? \_\_\_\_\_

Hair color? \_\_\_\_\_

Eye color? \_\_\_\_\_

**FAVORITE ANIMAL**

\_\_\_\_\_

\_\_\_\_\_

**FAVORITE FOOD**

\_\_\_\_\_

\_\_\_\_\_

**FAVORITE FREE TIME ACTIVITY**

\_\_\_\_\_

\_\_\_\_\_

**WHAT VIPP DOES DURING WEEK**

\_\_\_\_\_

\_\_\_\_\_

\_\_\_\_\_

\_\_\_\_\_

**VIPP GROUP OF SERVICE:**

Church Member

Deacon

Elder

Church Staff

Special Volunteer

Supported Worker  
(Missionary)

**3 WAYS VIPP SERVES CHURCH**

\_\_\_\_\_

\_\_\_\_\_

\_\_\_\_\_

\_\_\_\_\_

\_\_\_\_\_

\_\_\_\_\_

\_\_\_\_\_

\_\_\_\_\_

**3 WAYS TO PRAY FOR THE VIPP**

\_\_\_\_\_

\_\_\_\_\_

\_\_\_\_\_

\_\_\_\_\_

\_\_\_\_\_

\_\_\_\_\_

\_\_\_\_\_

\_\_\_\_\_



## **BIBLE TRUTH 2, LESSON 3: PLANNER/OVERVIEW**

### **GETTING STARTED: Welcome and Opening Songs** (*introduce unit and get kids moving with these songs*)

**Welcome to Praise Factory:** PFI: Praise Factory Investigators Theme Song *PFI ESV Songs 6, Track 1*

**Rules to Help Us Worship God and Love One Another:** WoGoLOA Classroom Rules Song  
*PFI ESV Songs 6, Track 2*

**Big Question Under Investigation:** Big Question 6 Songs *PFI ESV Songs 6, Tracks 3,4*

**Big Question Bible Verse:** Romans 5:12 Song: Sin Came Into the Word *PFI ESV Songs 6, Track 5*  
*Extra Bible Verse Song: Sin Came into the World (version 2) PFI ESV Songs 6, Track 6*  
*Extra Bible Verse Song: You Must Not Eat, Eat, Eat: Genesis 2,3 PFI ESV Songs 6, Track 7*

### **DIGGING DEEP DOWN: Key Concept and Story** (*introduce the Bible Truth and tell the related story*)

**Bible Truth 2:** God Treated the First Sinners with Justice and Mercy

**Bible Truth Hymn:** Come, Ye Sinners, Poor and Needy, v.1 *PFI ESV Songs 6, Track 10*

**Bible Verse:** Romans 6:23

**Bible Verse Song:** For the Wages of Sin Is Death *PFI ESV Songs 6, Track 11*

**Lesson 3 New Testament:** The Case of the Happy Homecoming  
Genesis 2,3; Ezekiel 47:12; Isaiah 7:14; 9:6; 59:15-16; 65:17-25; Daniel 9:25;  
John 10:15-18; 11:25; 14:2-3; 1 Corinthians 15:50-54; Revelation 2:7; 20:7ff; 22:1-5

### **TAKING ACTION: Response Activities** (*choose from among these activities*)

**Snack and Discussion Planner:** The Tree of Life with Its Fruit

**ACTS Prayer:** Prayer Sheet

**Bible Truth Review:** Discussion Questions and Game: Red Light, Green Light for Storks

**Bible Truth Hymn:** Come, Ye Sinners, Poor and Needy, v.1 *PFI ESV Songs 6, Track 10*  
Song, Sign Language and Song Game: Big Voice, Little Voice **PFI ESV Songs 6 BOOK or ONLINE**

**Bible Verse Review:** Romans 6:23 Discussion Sheet and Game: Ball Circle Toss

**Bible Verse Song:** For the Wages of Sin Is Death Romans 6:23 *PFI ESV Songs 6, Track 11*  
Song, Sign Language and Song Game: Sign It, Say It, What Does It Mean? **PFI ESV Songs 6 BOOK or ONLINE**

**Story Review:** Discussion Questions and Game: Tell the Truth Basketball

**Case Replay, Jr: Drama Activity for Youngest Children** (children do same story actions together)

**Case Replay, Sr: Drama Activity for Most Children** (children re-tell story with individual parts)

**Craft:** The Tree of Life

**VIPP (Very Important Prayer Person) Prayer Time:** Coloring Sheets (back of book), Game: Crabbin' Around

### **TAKING IT HOME: Take Home Sheet for Review and Family Devotions**

**PFI Pronto:** Bible Truth 2, Lesson 3 **PFI ESV Prontos 6 Book or ONLINE**

**The Case of the Happy Homecoming** by Connie Dever*Genesis 2,3; Ezekiel 47:12; Isaiah 7:14; 9:6; 59:15-16; 65:17-25; Daniel 9:25; John 10:15-18; 11:25; 14:2-3;**1 Corinthians 15:50-54; Revelation 2:7; 20:7ff; 22:1-5***Our story is: The Case of the Happy Homecoming.****As you listen to the story, see if you can figure out:**

1. Who was shut out of their home? Why?
2. What was the happy new home? How would they get there?

This story starts back, thousands and thousands of years ago, not long after the creation of the world.

There simply was no going home for Adam and Eve. The mighty, six-winged cherubim and the flaming sword that flashed back and forth across the entrance of the Garden made that very clear! God was sending Adam and Eve away from home. Away from the delicious fruit on the trees that had never been more than an outstretched arm away. Away from the river that watered the plants of the Garden for them. Away from the special presence of God they enjoyed. Away from the Tree of Life, through which God would have rewarded them with eternal life to enjoy Him, each other and all He had created forever. They would have had their children there; and they, too, would have grown up knowing all that perfection, too. As they filled and subdued the earth as God had told them to, the wonderful Garden would have expanded more and more and more until it reached the very ends of the earth. Ah, the home God had made for them! It had been so wonderful!

But it was not their home no longer. Now they were sinners. They had chosen to disobey God and His good ways and it was a choice that cost them dearly. They had to leave behind the Garden and the close fellowship they had with God. Now they would have to fight weeds and hard, dry soil to grow their own food. Now they would have to haul their own water to feed the thirsty plants. Now their bodies would ache, grow old and die. Now they would grumble at each other; they would be greedy and selfish. Now they would be separated from God. Their children would grow up to be just like them. Oh why, oh why, oh why, had they not trusted and obeyed the LORD?! Now Eden was gone forever; and with it, eternal life.

But was it? Actually, it was not. God's love and mercy towards these sinners continued! It wasn't only to satisfy His justice against their sin that the LORD had sent Adam and Eve from the Garden. It was His mercy, too.

God was keeping them from the Tree of Life. Eternal life was the reward for those who perfectly obeyed God. To eat from the Tree now as sinners would only bring God's immediate, eternal judgment. The LORD would not let that happen. He had far more glorious plans for His people than that. He would send His Son, Himself, to be their Savior. Jesus would live the perfect life His sinful people were unable to. Then, Jesus would offer His life up as the perfect sacrifice for their sins. To all who would ever turn away from disobeying God and trust in Jesus as their own Savior, He would give the reward of eternal life that He earned with His own perfectly obedient life.

This was amazing, but there was more! At the end of time, God would bring an end to the heavens and earth and would create new ones for His people to enjoy. It would be like Eden again...only a million times better. No sin, sorrow or death would ever come to that new world and it would last forever.

So, yes, it was true. Adam and Eve, nor any other human after them could never go back home to Eden. But they could look forward to a better home that lay ahead. They could trust in the God's promises to send a Savior to crush Satan and pay the wages of their sin. They could look forward in faith for God's gift of eternal life to come.

Many years passed and as they passed, God's people kept looking forward. They kept waiting for the Savior to come. They kept waiting for new heavens and new earth. Oh, how they wanted to go home!

It was hard living in this sinful world! Many times God's people lost their struggles with sin. Many times they suffered at the hands of others who rebelled against God. The Temple where they worshiped God

**Story-telling Tips**

## Ahead of time:

1. Read the Bible verses and story. Pray!
2. Create story cue cards on index cards (or highlight text).
3. Practice telling story dramatically, timing your presentation. Shorten, if necessary to fit your allotted time.
4. Decorate area with story props that help bring your story alive.

## During your presentation:

1. Maintain as much eye contact as possible as you tell the story. Point to/use props at important points in the story. Include the kids in your story with a few questions about what they think will happen or words/concepts that might be new to them.
2. Watch the kids for signs that their attention span has been reached. Shorten, if necessary.

**NEW TESTAMENT STORY**

was destroyed. It was hard to keep hoping and always look forward in faith. Yet God sent them little glimmers of hope to encourage them to persevere.

Through the prophet Daniel the LORD told them: "The Savior is coming 483 years after King Cyrus orders the Temple to be rebuilt. Don't give up! Keep looking forward in faith!

Through the prophet Isaiah the LORD told them: "I, Myself, am Your Savior. It will be Me who comes to take away your sins; keep looking forward in faith! "And behold, I am preparing a wonderful home for you to come home to, My people," He told them. "I will create new heavens and a new earth for you. This old world will never even be remembered again," He promised them. "This new home will be a delight. The sound of weeping will never be heard again. No more will you toil at your work like you have since Adam and Eve rebelled. Everything you do will turn out just right. Even all the creatures will be at peace with each other again like they were in Eden. Keep looking forward in faith. Don't give up!" He urged them.

At last the Savior Jesus did come: "I am the Resurrection and the Life," He told the people. "I have come to lay down my life for God's people. Whoever believes in Me though He will die, yet will he live! I am going to heaven to prepare a place for you; then I will come back for you, so you can be with Me forever. Believe in Me! Keep looking forward in faith to what I will do!" He encouraged them.

Jesus lived a perfect life; then He died on the cross, paid the wages for their sins and offered up His perfect life as the substitute for God's people—all who would ever turn from their sins and trust in Jesus as their own Savior. On the third day, He rose up from the dead and went to heaven in victory. At last Satan had been crushed! At last the way to the new home for God's people had been opened up!

Even more years passed. God's people's spread the good news of Jesus that many others might be saved, too! How they wanted everyone to know eternal life with God. Oh, that they, too, might go home to live with God in the new heavens and earth one day!

Sometimes people accepted their words happily, but sometimes people became very angry. Sometimes they even hurt God's people terribly for their faith in Jesus! In times like that, it was hard to keep going. So God told

them more about their new home through a special dream He gave the apostle John:

"My people! Don't stop now! Don't give up! Keep looking forward in faith! Listen to what is coming: One day, I will come back and take all My people home to be with Me. Your bodies will be raised from their graves and be changed in wonderful ways. Then, this tired, old, sin-worn world will be destroyed. Satan, the demons, and all the people who refuse to stop rebelling against Me will be put away, once and for all. But you and all the rest of My people will come at last to the new heavens and earth-- I am creating for you," the Lord told them.

"But there's even more," the Lord said. "Your new home will be more wonderful than you can imagine! It will be like the Garden of Eden, but far better in every way. Eden was a garden, but this new home will fill all of the new heavens and new earth. Eden had a river of regular water that flowed throughout it and watered the plants; but in your new home, My Spirit will flow out from My Throne and bring My Life to everything, like a great River of Life. In Eden there was one Tree of Life, but your new home will be so full of My Eternal Life and healing for your sins that it will be like a whole grove of Trees of Life, always full of fruit. There will never be a time when I will not provide for you or sustain you with My Eternal Life. I will heal your suffering and sadness forever. Together, My precious people and I will enjoy perfect fellowship and love, face to face, forever and ever.

"Never forget this picture of your new home I am giving you! Keep looking forward!" the Lord told them. "Don't give up! Look forward in faith! Soon you will be going home to be with Me forever! These hard times will be gone forever!"

God's people are still waiting today. They are still spreading the good news of Jesus that other might be saved. How that still want them to go home to live with God in the new heavens and earth one day!

Sometimes people accept their words happily, but sometimes people still become very angry. Sometimes God's people still suffer terribly for their faith in Jesus. And yes, they are still waiting and wondering: "When will we go home?" they wonder. But just like God's people long ago, they must not give up, but keep looking forward in faith. He will bring them home at just the right time. And every day, that wonderful day

is one day closer! Come, Lord Jesus, Come!

### Cracking the Case:

**It's time to answer our Case Questions.**

**1. Who was shut out of their home? Why?**

Adam and Eve, and all of us with them. When they rebelled against God, they were driven out of Eden and lost their home of perfect fellowship with God. This was the consequences of their sinful disobedience. Through them, all of us lost our home of perfect fellowship with God.

**2. What was the happy new home? How would they get there?**

The happy new home is life with God in the new heaven and earth God will create at the end of time when Satan is completely defeated. All who turn from their sins and trust in Jesus as their Savior will enjoy this happy home. He made the way for us to live there when He paid for our sins on the cross.

### Something For You and Me

**Our Bible Truth is:**

**God Treated the First Sinners with Justice and Mercy**

**Our Bible Verse is: Romans 6:23**

"The wages of sin is death, but the free gift of God is eternal life in Christ Jesus our Lord.

What about you and me? Do we not sometimes get tired of this old, sin-worn world? Do we not long for suffering, sin and sorrow to end? Yes, we do! Sometimes we want to give up. What is God's word to us, if we are His people—those who have turned from their sins and trust in Jesus to save them? It is the same as it has been to all of His people: "Don't give up! Look forward in faith!" One day we will be home with Him. God's gift of eternal life and healing for all for all our sorrows and sufferings awaits us, too!

Let's praise God for being so merciful to His people and for planning such a wonderful home for them to look forward to. Let's ask Him to work in our hearts, that we might turn away from our sins and trust in Jesus as our Savior. Let's ask Him to encourage us to never give up, even through the hardest times; but to live today bravely for Him, looking forward in faith to the time when we will go home to be with Him forever.

*Close in prayer.*

### Closing ACTS Prayer

**A** God, we praise You for being our Savior! Jesus, You are the strong, second Adam, who always said 'no' to Satan and won salvation for God's people.

**C** God, we confess that many times we give into temptation. We choose to disobey God. We deserve God's punishment! We need a Savior!

**T** Jesus, thank You for always choosing to obey God, Your Father, even when it meant terrible suffering. Thank You for being our Savior.

**S** God, work in our hearts! Help us to turn from our sins and trust in Jesus as our Savior. Help us to say 'no' to the temptations of Satan, and say 'yes' to obeying God, even when it is very hard.

### Special Words

**Cherubim:** A kind of angel.

**Prophet:** A person, especially in Old Testament times, who the LORD spoke His words to and who then spoke those words to the people.



# **ACTS PRAYER ACTIVITY**

Use this sheet to write down your ACTS Prayer

## **Instructions:**

Use this sheet to help the children apply the Bible Truth into a prayer. You can use the ACTS provided or even better, have the kids think of their own applications. Also have the children add their personal requests to the prayer, too. Lead the children in the prayer or let them pray sections, with your help. Never force a child to pray! Non-readers can participate by you whispering a section of the prayer into their ear and allowing them to pray it aloud for the group.

## **ADORATION:**

God, we praise You for hating sin and being perfectly just. And yet, also very merciful to sinners.

God, we praise You for being.....

---

Add your own Adorations:

---

---

## **CONFESSION:**

God, we confess that we, like Adam and Eve, hide our sins and blame others for things that are our fault We deserve Your punishment, too! We need a Savior!

God, we have sinned against You....

---

Add your own Confessions:

---

---

## **THANKSGIVING:**

Thank You, God for not just treating us as our sins deserve, but sending us a Savior, Your Son Jesus, to save us.

God, we thank You for...

---

Add your own Thanksgivings:

---

---

---

## **SUPPLICATION:**

God, help us to be honest before You and others about our sins. Work in our hearts, that we might turn away from our sins and trust in Jesus as our Savior. Have mercy on us!

God, we need Your help...

---

Add your own Supplication:

---

---

---

---

---

## **SNEAKY SNACK**

Can you figure out how this snack ties in with our case?

---

### **Snack: The Tree of Life and its Fruit**

Broccoli piece tree of life with dried cranberry/grape fruit. (May want to have Ranch Dressing on hand for broccoli. It's whiteness could even represent the "white" spotlessness of God's people: their sins have been forgiven through Jesus, so they may live with God forever.)

This is only a suggestion. Feel free to modify. Be mindful of allergy issues among your children!

**Case Tie-in:** In the new heavens and earth, the happy home God is preparing for His people, the Tree of Life will stand once more-- now as a whole orchard. At last they will have eternal life and close, sweet, face-to-face fellowship with God forever.

---

## **SOUL FOOD**

Food for thought during snack time

---

1. What does the snack have to do with the story?

Choose a few questions from the other activity discussion sheets to talk about during this snack time.

2.

---

---

3.

---

---

4.

---

---

5.

---

---

6.

---

---

7.

---

---

Directions: Read and discuss Bible Truth, using a FEW of the questions. Play game. Feel free to modify the game to fit your children.

### **God Treated the First Sinners with Justice and Mercy**

When Adam and Eve rebelled against God, they received the terrible consequences of their sins, just as God had warned them they would. They had enjoyed a life without sin. Now all that changed. Their hearts used to be full of peace and love. Now they were afraid and selfish. Their work used to be a complete pleasure. Now it became frustrating and unsatisfying, filled with troubles. Their bodies had been full of health and life. Now they grew weak and sick. One day they would die. Worst of all, they used to enjoy wonderful fellowship with God, and now that fellowship was broken. This is what the Bible calls being dead in sin. How Adam and Eve and all God's creation groaned under sin!

Adam and Eve deserved no relief from their punishment, but God treated them better than they deserved. He gave them hope, even that day. He promised them that a son of Eve's would come to defeat Satan and bring salvation.

Who was that son? Jesus, the Son of God! He would live the perfect life that Adam and Eve should have lived, but did not. On the cross, He would offer it up as the perfect payment for the sins of all those who would ever turn from their sins and trust in Him as their Savior. God, Himself, would satisfy His justice so that He could show us mercy!

### **Understanding the Bible Truth**

1. What happened when Adam and Eve rebelled against God? *They received the terrible consequence of their sins, just as God had warned them.*
2. What was different about Adam and Eve after they sinned? *They were afraid and selfish.*
3. Would change about their work, after they sinned? *It wouldn't be sheer pleasure any more, but often be difficult, unfruitful and unsatisfying.*
4. What happened to their bodies after they sinned? *They would suffer sickness and death.*
5. What was the worst consequence of their sin? *They no longer would enjoy the wonderful fellowship with God they had enjoyed before.*
6. What does the Bible call of these consequences of sin? *Being dead in sin.*
7. How did God show His mercy to Adam and Eve? *He promised that one day a son of Eve's would come to defeat Satan and bring salvation.*

### **Bible Truth Story Connection Questions**

How does the case story point to the **Bible Truth: God Treated the First Sinners with Justice and Mercy?**

1. Why did Jesus have to come first for God's people to receive eternal life? *Only someone who perfectly keeps God's laws could be rewarded eternal life based on what they do. Since Adam and Eve rebelled, they and all their children are sinners. Only through Jesus' offering of His perfect life for their sins could they be forgiven.*
2. Why will God's people understand more about the greatness of His mercy in the new heavens and earth than while they live on earth? *They will see God face to face. They will see His awesome and pure hatred of sin, the riches of His love, and the wonderful new world He has given them. Here on earth, they are still so bogged down with sin that they do not really understand just how terrible an offense their sin is to God.*

### **Bible Verse Connection Question**

1. What does the Bible Truth have to do with our Bible Verse: **Romans 6:23**: "For the wages of sin is death, but the free gift of God is eternal life in Christ Jesus our Lord."?

*God justly gave Adam and Eve punishments and death for their sinful working against Him and His good ways. But, He also gave them the promise of eternal life through Jesus, the son of Eve who would crush Satan once and for all.*

### **Life Application Questions**

1. How does God want us to respond to His mercy? *By confessing our sins to Him and trusting Jesus as our Savior.*

**ACTS Questions**

1. What is something we can praise God for because of this Bible Truth? *Praise God for being perfectly just; and yet also, so very merciful.*

2. What are sins we can confess to God because of this Bible Truth?

*Confess that we, like Adam and Eve, hide our sins and blame others for things that are our fault.*

*We deserve His punishment! We need a Savior!*

3. What is something we can thank God for because of this Bible Truth?

*Thank God for not just treating us as our sins deserve, but sending us a Savior to save us.*

4. What is something we can ask God for because of this Bible Truth?

*We can ask God to work in our hearts that we would want to turn away from disobeying Him and trust in this wonderful Jesus as our own Savior. Help us be honest before Him and others with our sins and our need for mercy.*

**The Gospel**

1. God showed His just punishment of sins and His mercy through Jesus. This what the gospel is all about. Can you tell me the gospel?

*God is the good Creator and King of the world. He made people to worship Him and live by His good laws. But we are all sinners who have rebelled against Him. We all deserve death--God's just, eternal punishment for our sins. How terrible! But God has good news for us. In His great mercy, God sent His Son Jesus to earth to save sinners. Yes, Jesus, the perfect Son of God, left His home in heaven and became a man. He lived the perfect life that pleases God. (He's the only one who has ever done that!) He offered it up to God His Father as the perfect sacrifice for sins when He suffered and died on the cross. Then, on the third day, Jesus rose from the dead in victory. He had fully paid for the sins of God's people, so they wouldn't have to! Now all who turn away from their sins and trust in Jesus as their Savior will receive forgiveness of sins and eternal life with God. They will be His very own special people who will know Him and enjoy Him forever. We can be God's people, too, if we turn from our sins and trust in Jesus as our own Savior.*

## Game: Red Light, Green Light for Storks

### Materials

Tape

Bible Truth Questions

### Preparing the Game

1. Choose 20+ questions for your game from the Bible Truth Discussion Questions, or make up your own.
2. Write the Bible Truth questions on small thin strips of paper (or make a photocopy of the Bible Truth Discussion Questions and simply cut them into strips) and put them in the bag/bowl.
3. Tape a starting line and finish line at each end of the room.

### Playing the Game

Have all the children stand facing you on the starting line. Tell them that you are the traffic light controller for storks. When you say "Green light" they can move forward with your back towards them. But when you say "Red light" they must freeze in stork position, balancing on one leg. You will turn around quickly and try to catch anyone moving or off balance. These children will choose a question to ask the class. If the class gets it right, then the children can join the game back at Start. If they do not, then the children have to wait it out until another round when a correct answer is given. Whoever makes it to the finish line first becomes the new traffic light controller for storks.

Game continues as number of questions, time, and attention span allow.

### Optional TAKING IT TO OTHERS Activity: Quiz Questions

Have the children choose a few of the questions from the game to ask the parents/other children during TAKING IT TO OTHERS time. Help pre-readers by whispering the question in their ear and letting them ask it aloud to the parents/other children. Make sure you read the Bible verse aloud before you ask your questions.

Directions:

1. Write words to song in large print before class.
2. Play the song for the children, helping them follow along on the song sheet.
3. Discuss the song, using a few questions from the discussion sheet. *Don't use them all!*
4. Introduce sign language for key words of your choice from sign language sheet for your song. Use as few or as many as you think the children can learn.
5. Sing and sign the song. Sign language as well as large format lyrics and sheet music are found in the PFI Unit Songbook or online.
6. If desired, play the Song Game.

**Optional TAKING IT TO OTHERS Activity: Presenting and Singing the Song**

1. Sing and sign the song, encouraging the watching children/parents to join in.
2. Ask the class some of the questions listed below. The Bible Truth Connection Question is particularly good to help them understand how the song ties in with the Bible Truth.

**Come, Ye Sinners, Poor and Needy**

**Verse 1**

Come ye sinners, poor and needy,  
Weak and wounded, sick and sore;  
Jesus ready stands to save you,  
Full of pity, love, and pow'r.

**Listen to it on PFI ESV Songs 6, Track 10**

**Understanding the Song**

1. What is a sinner? *Someone who thinks, says and acts in ways that do not please God.*
2. What words describe a sinner? What do they mean? *Poor and needy: not that they don't have money, but that they have no way to "pay" for their sins. Weak and wounded, sick and sore: Not only are their bodies suffer under weakness, wounds, sickness or soreness, but their hearts are weak and hurt from fighting sin. They suffer from sadness and guilt.*
3. Who should a sinner come to? Why? *Jesus, because He stands ready to save you.*
4. How does Jesus receive sinners who come to Him? *He is full of pity (sad that you are suffering and desiring to help you), love and power (through His life offered up on the cross)*
5. Who is the song writer going to? How will He receive him? *Jesus. He will embrace him in His arms.*
6. What he mean when he says Jesus will embrace him in His arms? *Not that Jesus will really give him a hug, but that He will rejoice that he has come to Him for salvation, and that He loves him tenderly. In heaven, though, Jesus WILL really hug him!*
7. What does it mean that there are ten thousand charms in the arms of Jesus? *A charm is something that delights you. Knowing Jesus' love and forgiveness, being in His family, are so wonderful that it is like getting ten thousand of the things that delight you most, all rolled up into one. There is nothing as wonderful as knowing and being loved by Him.*

**Bible Truth Connection Question**

1. How does this song relate to our **Bible Truth: God Treated the First Sinners with Justice and Mercy?** *Adam and Eve--and all people after them-- suffer the consequences of their sinful rebellion. Everyone is poor and in need of a Savior. Everyone is weak and weary, sick and sore from sin. God, in His great mercy, promised Adam and Eve that one day He would send a Savior to crush Satan. Jesus paid for the sins of all who would ever turn and trust in Him. He welcomes them tenderly to come to Him and know the ten thousand charms of His love.*

**Story Connection Question**

1. How does this song relate to the story? *God encouraged His people, through the prophets and through the special dream He gave to John, to look forward in faith to the day they will have eternal life with Him in the new heavens and earth. There they will truly know His embrace and live forever in face-to face fellowship with Him.*

**Bible Connection Question**

1. What does this song have to do with our **Bible Verse: Romans 6:23**: “For the wages of sin is death, but the free gift of God is eternal life in Christ Jesus our Lord.”?

*We are all sinners who deserve death. God, in His great mercy, calls us to come to Jesus for forgiveness of our sins. Jesus stands ready to save all who turn from their sins and trust Him as their own Savior. He is full of pity, love and power to give them the gift of eternal life.*

**Life Application Questions**

1. How can God’s people be affected by the message of this song? *They can praise God for leading them with His good and unfailing plans. They can ask Him to help them not to complain or long for something different than what is His good plan, but to trust in Him and His good plans.*

2. What is the best first step do we need to take if we want to be a faithful follower of God? *That God would work in our hearts that we might turn from our sins and trust Jesus as our Savior. We can ask Him to work in our hearts that we would be His faithful follower all our lives.*

**ACTS Questions**

1. What is something we can praise God for from this hymn?

*Praise God for being the gracious God, full of pity, love and power, to save sinners.*

2. What are sins we can confess to God from this hymn?

*Confess that we are weak, wounded, sick and sore, with sin. We deserve God’s punishment. We need a Savior!*

3. What is something we can thank God for from this hymn?

*We can thank God for not treating sinners just as their sins deserve, but for standing ready to save all who turn from their sins and trust in Jesus as their own Savior. He is so full of pity, love and power!*

4. What is something we can ask God for from this hymn?

*That God would work in our hearts that we might turn from our sins and trust Jesus as our Savior. We can ask Him to heal us of the weakness, wounds, sickness and soreness of sin in our lives. We can ask Him for His eternal life.*

**Gospel Question**

1. Why does God not just judge our sins as we deserve, but stands ready to save us? Because of what Jesus has done! Can you tell me the good news of Jesus?

*God is the good Creator and King of the world. He made people to worship Him and live by His good laws. But we are all sinners who’ve rebelled against Him. We all deserve death--God’s just, eternal punishment for our sins. How terrible! But God has good news for us. In His great mercy, God sent His Son, Jesus to earth as a man to save sinners. He lived the perfect life that pleases God. (He’s the only one who’s ever done that!) He offered it up to God His Father as the perfect sacrifice for sins when He suffered and died on the cross. Then, on the third day, Jesus rose from the dead in victory. He had fully paid for the sins of God’s people, so they wouldn’t have to! Now all who turn away from their sins and trust in Jesus as their Savior will receive forgiveness of sins and eternal life with God. They will be His very own special people who will know Him and enjoy Him forever. We can be God’s people, too, if we turn from our sins and trust in Jesus as our own Savior.*

## **Song Game: Big Voice, Little Voice**

### **Materials**

Song

Sign language signs used in the song printed out onto little cards

Blindfold

### **Preparing the Game**

None.

### **Playing the Game**

1. Practice the song and signs until the children know them well. Then tell them: "Children, we are going hide a sign language sign and see if one of you can find it... with a little help from the rest of us!"
2. Choose someone to be "It" and blindfold them. Choose another child to hide one of the sign language cards. When it's hidden, "It" can remove the blindfold and begin to look.
3. The rest of the children will sing the song in a louder voice when "It" gets closer to the hidden sign and quieter when "It" gets further from the sign.
4. When "It" finds the hidden clue, another "It" is chosen and play begins again.

Game continues as number of questions, time, and attention span allow.



choose a FEW questions for discussion, then choose the game and/or music activity

**Meditation Version: Romans 6:23**

“For the wages of sin is death, but the free gift of God is eternal life in Christ Jesus our Lord.”

**Understanding the Bible Verse**

1. What are wages? *Something you get paid for the work you do.*
2. What is sin? *Saying, doing, thinking, being anything that does not please God.*
3. What does it mean that we get wages for sin? *Sin is working against God and His good ways. God is just and perfectly holy. He hates sin. He promises us that when we work against Him, there will be consequences. Those consequences are the wages—or the payment—you get for your sinful ways.*
4. What are the wages of sin? That is, what are the consequences God promises to those who work against Him? *Death.*
5. What is death? *Death is not just our bodies dying. It is also something that happens in our hearts. We are cut off from the fellowship of God that He made us to enjoy with Him. If we do not turn from our sins, confess them to Jesus and trust in Him to save us from our sins, then our final punishment will be eternal death. It will be punishment that never ends, away from God and everything that is good. How terrible!*
6. What is a gift? *Something someone gives to you, not because you earned it, but because they wanted to give it to you.*
7. What is the free gift of God? *Eternal life.*
8. What is eternal life? When does it begin? *It is having restored fellowship with God here on earth; then, living on forever with Him after we die in perfect fellowship (and in new bodies perfectly suited for life with Him.) It starts the moment we turn from our sins and trust Jesus as our Savior.*

**Bible Truth Connection Question**

1. What does this verse have to do with the **Bible Truth: God Treated the First Sinners with Justice and Mercy?** *Because God is good and just, He punishes sin. When Adam and Eve rebelled against God, He punished their sin. What is the punishment for sin? It is death—separation from God and all His good ways. Adam and Eve knew some of that separation from God that very day. When their bodies died they deserved to know complete separation from Him. But God is so very merciful. He treats sinners who repent of their sins and trust in Him so much better than they deserve! That same day God gave Adam and Eve the punishment for their sins, He also gave them the promise of eternal life through Jesus, the son of Eve who would crush Satan once and for all.*

**Story Connection Questions**

1. What does the verse have to do with our story? *The LORD kept the Tree of Life away from Adam and Eve that they and their children might look forward in faith to the coming of the Savior. The LORD planned for His people to be forgiven their sins through Jesus' death on the cross and receive His gift of eternal life. After they died, they would live in wonderful fellowship with Him forever in His new heavens and earth.*

**Life Application Questions**

1. Can you ever do enough good things to please God? Why or why not? *We can never do enough good things to please God. Only a perfect life pleases God. We all have sinful hearts and do sinful things. Only Jesus lived the perfect life that pleases God. That's why only He can give us eternal life as a gift.*
2. God Himself has provided a way through Jesus for sinful people to receive the gift of eternal life they do not deserve. What does He call us to do? *To turn away from our sins, confess them to Him and trust in Jesus as our own Savior.*

**ACTS Questions**

1. What is something we can praise God for from this Bible Verse?

*Praise God for being the Giver of Eternal Life as His gift.*

2. What are sins we can confess to God from this Bible Verse?

*That we are all sinners who have earned death because of our disobedience to God. We deserve God's punishment! We need a Savior!*

3. What is something we can thank God for from this Bible Verse?

*We can thank God that He offers eternal life to all those who turn from their sins and trust in Jesus as their own Savior.*

4. What is something we can ask God for from this Bible Verse?

*We can ask God to work in our hearts that we would want to turn away from disobeying Him and trust in this wonderful Jesus as our own Savior. That God would forgive our sins and give us eternal life, that we can know Him, enjoy Him and obey Him forever.*

**Gospel Question**

1. What have we done to deserve death? What has Jesus done to offer us the gift of eternal life? What is the gospel? *God is the good Creator and King of the world. He made people to worship Him and live by His good laws. But we are all sinners who have rebelled against Him. We all deserve death--God's just, eternal punishment for our sins. How terrible! But God has good news for us. In His great mercy, God sent His Son Jesus to earth to save sinners. Yes, Jesus, the perfect Son of God, left His home in heaven and became a man. He lived the perfect life that pleases God. (He's the only one who has ever done that!) He offered it up to God His Father as the perfect sacrifice for sins when He suffered and died on the cross. Then, on the third day, Jesus rose from the dead in victory. He had fully paid for the sins of God's people, so they wouldn't have to! Now all who turn away from their sins and trust in Jesus as their Savior will receive forgiveness of sins and eternal life with God. They will be His very own special people who will know Him and enjoy Him forever. We can be God's people, too, if we turn from our sins and trust in Jesus as our own Savior.*

## Game: Ball Circle Toss

### Materials

Bible Verse written up in large print so that all can see  
Foam or other soft surface ball

### Preparing the Game

None.

### Learning the Verse

Some or all of your children may be non- or early readers. Teach the verse in sections, having them say it after you. Repeat a few times. Add clapping or other movement as they say it.

### Directions

1. If desired, lead the children in a discussion of a **FEW** of the most important questions before beginning game.
2. Explain the game to them as follows:  
Have the children spread out in a circle, arm's length apart. Explain that everyone together will chant the verse slowly, word by word, and toss the ball to another child with each word chanted. They want to try to chant the whole verse without dropping the ball. Speed up the pace of the chanting as the children get good at chanting and catching.

Game continues as time and attention span allow.

### Alternative Game Version:

1. Individual chant version: After the children can get through the verse without dropping the ball and chanting the verse together, have them try to get through the entire verse with only the person throwing the ball saying the next word.
2. No Hands Version: Have the children sit on the floor and roll the ball to each other. They must try to trap the ball with their legs, etc. (no hands) instead of trying to catch it.

### Optional TAKING IT TO OTHERS Activity: Quiz Questions

Have the children choose a few of the questions from the game to ask the parents/other children during TAKING IT TO OTHERS time. Help pre-readers by whispering the question in their ear and letting them ask it aloud to the parents/other children. Make sure you read the Bible verse aloud before you ask your questions.

Directions:

1. Write words to song in large print before class.
2. Play the song for the children, helping them follow along on the song sheet.
3. Discuss the song, using a few questions from the discussion sheet. *Don't use them all!*
4. Introduce sign language for key words of your choice from sign language sheet for your song. Use as few or as many as you think the children can learn.
5. Sing and sign the song. Sign language as well as large format lyrics and sheet music are found in the PFI Unit Songbook or online.
6. If desired, play the Song Game.

**Optional TAKING IT TO OTHERS Activity: Presenting and Singing the Song**

1. Sing and sign the song, encouraging the watching children/parents to join in.
2. Ask the class some of the questions listed below. The Bible Truth Connection Question is particularly good to help them understand how the verse ties in with the Bible Truth.

**For the Wages of Sin Is Death**

For the wages of sin is death,  
 But the free gift of God is eternal life,  
 Through Christ Jesus our Lord.  
 For the wages of sin is death,  
 But the free gift of God is eternal life,  
 Through Christ Jesus our Lord.  
 Romans Six, twenty-three.

**Listen to it on PFI ESV Songs 6, Track 11**

## Song Game: Sign It, Say It, What Does It Mean?

### Materials

Sign Language signs used in song, particularly choose words with important meanings you want the children to learn, such as "grace", "redeem", etc.

Bag or bowl

### Preparing the Game

1. Cut out signs and put in bowl.

### Playing the Game

1. Practice the song and signs until the children know them well. Then put all the signs we've learned in this bag/bowl and mix them up.
2. Ask one of the children to choose a sign, but not show it to anyone...but you, if they need some help.
3. Ask the child to do the sign for the rest of the children and see if the other children can guess which one it is. Do the sign with the child, if desired.
4. When the children guess the sign, ask them the meaning of the word. If no one guesses the sign, put it back in the bowl to be picked again.
5. Choose another child to pick a new sign from the bag and continue.

NOTE: You might want to sing the song after you do each word or couple of words.

Game continues as number of questions, time, and attention span allow.

**STORY REVIEW**

Directions: Read and discuss Bible Truth, using a FEW of the questions. Play game. Feel free to modify the game to fit your children.

**General Story Questions**

1. Why couldn't Adam and Eve go back to the Garden? *God wouldn't let them go back in.*
2. Why didn't God want Adam and Eve to eat from the Tree of Life? *The reward of eternal life was for those who perfectly kept God's good laws. As sinners, they would only receive God's immediate, eternal punishment, were they to eat from it. God planned eternal life through the Savior.*
3. What did God have guard the entrance to the Garden? *Cherubim and a flaming sword that fl ashed back and forth.*
4. Was the Tree of Life magical? Is that why Adam and Eve could have received eternal life if they ate of its fruit? *NO! God is the only giver of eternal life. The Tree was only the means by which God would give them His Eternal Life.*
5. What difficulties did God's people before Jesus face that discouraged them? *They struggled with sin; some people made them suffer because they were God's people; the Temple where they worshiped God was destroyed.*
6. What comfort did God give His people through the prophets Daniel and Isaiah? *The Savior would come 483 years after order to rebuilt the Temple; God, Himself, would come to save them from their sins; He would create a new heaven and earth for them to live in, at the end of time.*
7. What did Jesus do when He came that opened the way to eternal life? *He lived a perfect life; offered it up on the cross for God's people's sins; gave them His reward of eternal life; rose from the dead and went to heaven; and, He crushed Satan's power.*
8. What difficulties did God's people after Jesus face? *Persecuted terribly for faith in Jesus.*
9. What did the special dream Jesus gave John tell His people about the home they would have with Him at the end of time? *New heavens and earth; like Eden only not just a garden, but fill all of the new heavens and earth; have new bodies; not just one Tree of Life, but full of God's eternal life, like a whole grove of Trees of Life; healed of all suffering and sadness; face to face fellowship with God forever and ever.*

**Bible Truth Connection Questions**

1. What does this story have to do with our Bible Truth? *In His amazing mercy, God satisfied His just punishment of sin through' His Son Jesus, so His people could have eternal life with Him.*

**Bible Verse Connection Question**

1. What does the story have to do with our **Bible Verse: Romans 6:23**: "For the wages of sin is death, but the free gift of God is eternal life in Christ Jesus our Lord."?  
*God justly gave Adam and Eve punishments and death for their sinful working against Him and His good ways. But, He also gave them the promise of eternal life through Jesus, the son of Eve who would crush Satan once and for all.*

**Life Application Questions**

1. What can God's people think about to comfort us as them as they go through hard times? *One day all their sufferings will be far behind them. They will live in the new heavens and earth with God forever and ever. It will be even better than Adam and Eve had in the Garden of Eden.*
2. How can we become God's people? *By turning from our sins and trusting in Jesus as our own Savior.*

**ACTS Questions**

1. What's something we can praise God for from this story? *Praise God for being so merciful to sinners.*
2. What's something we can confess from this story? *Confess that many times we do not want to look forward to new heavens and a new earth, and wonderful life forever with God. Many times we want to do what we want to do right now, even if it means disobeying God. We deserve God's punishment. We need a Savior!*
3. What's something we can thank God for from this story? *We can thank God for the promise to His people of wonderful eternal life with Him, even better than the Garden of Eden!*
4. What is something we can ask God for, from this story? *We can ask God to work in our hearts, helping us to turn away from our sins and trust Jesus as our own Savior. Ask Him to work in us that we would long to obey Him and love Him now, and would get to be with Him forever in the new heavens and new earth.*

**The Gospel**

1. How did God promise to bring home His sinful people to live with Him forever? What is the gospel? *God is the good Creator and King of the world. He made people to worship Him and live by His good laws. But we are all sinners who have rebelled against Him. We all deserve death--God's just, eternal punishment for our sins. How terrible! But God has good news for us. In His great mercy, God sent His Son Jesus to earth to save sinners. Yes, Jesus, the perfect Son of God, left His home in heaven and became a man. He lived the perfect life that pleases God. (He's the only one who has ever done that!) He offered it up to God His Father as the perfect sacrifice for sins when He suffered and died on the cross. Then, on the third day, Jesus rose from the dead in victory. He had fully paid for the sins of God's people, so they wouldn't have to! Now all who turn away from their sins and trust in Jesus as their Savior will receive forgiveness of sins and eternal life with God. They will be His very own special people who will know Him and enjoy Him forever. We can be God's people, too, if we turn from our sins and trust in Jesus as our own Savior.*

**Game: Tell the Truth Basketball****Materials**

3 baskets

A ball

Paper and marker

Masking Tape

20+ statements that are true, false or not in the story

**Preparing the Game**

1. Use the Story Review Questions to come up with 20+ statements about the story that are true, false, or not in the story.
2. Write the words "true", "false", and "not in the story" on separate pieces of paper and tape each to a basket. Use the masking tape to make a throw line. Place the baskets in a line, a reasonable throwing distance from the throwing line.

**Playing the Game**

Divide the children into two teams and have them line up at the throw line. Ask a child to come up to the throw line. Read him one of the statements and ask him to give his answer: true, false, not in the story by throwing the ball into the basket with the right answer card on it. If correct, then he scores 2 points for his team. If incorrect or accidentally goes into the wrong basket, the statement is read to the first person in line for the other team. If he tosses the ball into the right basket, then he scores one point for his team.

Play continues as statement cards last, or as time and attention span allow.

**Non-competitive Option**

Don't split into teams. Have the children take turns making baskets and answering the questions.

**Optional TAKING IT TO OTHERS Activity: Quiz Questions**

Have the children choose a few of the questions from the game to ask the parents/other children during TAKING IT TO OTHERS time. Help pre-readers by whispering the question in their ear and letting them ask it aloud to the parents/other children.

**CASE REPLAY ACTIVITIES**

Use this guide to review the Case Story and act it out for others to enjoy!

**CASE REPLAY, JR: YOUNGEST CHILDREN**

**Description:** The children will act out the story together, everyone doing the same action/sound effect at the same time. This activity is most suitable for kindergarteners.

**Materials**

The Case RePlay, Jr. script for younger children

**Preparation**

1. Read through the script and write in the blanks along the side possible actions/sound effects the children could do to act it out.

**Instructions**

1. Tell the children that they will be re-enacting the story together as you tell it.
2. As you read the script, lead the children in actions/sound effects to do with you.
3. If desired, you can read the script and stop at certain sentences and ask them what a good action/sound effect would be to act out what you just read.
4. Repeat the re-enactment one or two times more.

**CASE REPLAY, SR: OLDER CHILDREN**

**Description:** The children act out the story as a three-scene play. You will narrate it using the Case RePlay, Sr. script and they will act it out (no spoken words, for the most part), with each child assuming a different character's role. This activity is most suitable for first grade and up. You will review the story, then practice it a few times before performing it for others.

**Materials**

The Case RePlay, Sr. script  
White board or other large format paper  
Costumes and props

**Preparation**

1. Prepare for the play by choosing costumes and props for each character in the story. Decorate the area with any scenery props.
2. Write the words "Beginning," "Middle," "End" on a large piece of paper/whiteboard with plenty of space under each heading. You will use this paper to help the children think about the story as a three-scene play, as it is presented in the script.

**Instructions**

1. Tell the children that they will get to act out the story as a three-scene play, with a beginning, middle and end section. Tell them that before they can act it out, they need to think it out. as you narrate it with your script.
2. Take the children's answers as they recount the story, helping them put key incidents in the right order.
3. If desired, when they have filled in their Beginning, Middle, End, read through your whole (real) script, so they hear exactly what you will have them act out.
4. Then tell the children that it's time to practice acting out the story.
5. Assign parts to each child. If you are using costumes, do NOT give them out at this point. They will be a distraction.
6. Have all the children sit on the floor or in chairs on one side of the "stage," then call the characters up in place as their part in the story comes.
7. As you read the script, guide the children in where you want them to move or do to act it out.
8. After going through the whole script once, give out any costumes and props and act out the script once or twice more.

**Optional TAKING IT TO OTHERS Activity: Re-enacting the Story**

Read the script as the children act out together (younger) or assuming different roles (older) as the other children or the parents watch.



**CASE REPLAY, JR--YOUNGER KIDS (KINDERGARTEN) P.2**

“Welcome to our play! The name of our story is called: The Case of the Happy Homecoming.

This story starts out long, long ago, near the beginning of time.

And now we present: “The Case of the Happy Homecoming.”

**Scene 1:**

Adam and Eve could not go back home after they rebelled against God. The LORD set a guard of cherubim and a flaming, flashing sword to keep them away from the Tree of Life. As sinners, they no longer could deserve the reward of eternal life by their good lives. To eat from it would mean nothing but God’s immediate, eternal punishment. God had better plans for them and their children than that. He was sending His Son to pay for their sins and give them eternal life through Him. They must look forward in faith to this Savior.

**Actions:**

---

---

**Scene 2:**

God’s people suffered much and kept waiting for the Savior to come. God encouraged them through the prophets. Through Daniel, He told them the Savior would come 483 years after the Temple was rebuilt. Through Isaiah, He told them that He was the Savior, Himself. He would save them from their sins. He told them about the new heavens and earth that would be their wonderful new home at the end of time. At last Jesus came. He told people that He was the Savior and whoever believed in Him would have eternal life. He lived a perfect life. He offered it up on the cross to pay for the sins of all who would ever believe in Him; died, then rose again and went to heaven. He had made the way home.

---

---

**Scene 3**

God’s people faced terrible persecution for believing in Jesus. God sent a special dream to John to encourage them to not give up. He would punish Satan, the demons and people who followed in his ways once and for all. He told them their bodies would be raised to new life. He gave them a picture of their home in the new heavens and earth. It would be like Eden, but much better. Not just a garden, but a whole, new heavens and earth. Not just a regular river; but God’s Spirit flowing like a River of Life from His Throne. And not just one Tree of Life, but the new heavens and earth would be so filled with His gift of Eternal Life that it would be like a grove of twelve Trees of Life. He would heal all their suffering and pain. He would live with them face to face forever. He encouraged them to remember this picture of the home He would make for them, and to keep looking forward in faith. God’s people, even today, keep on looking forward in faith to the day when Jesus will come back and they will get to live with Him forever in their new home, in the new heavens and earth.

---

---

---

---

---

---

**Bible Truth Tie-In:**

The Bible Truth we are learning is: **God Treated the First Sinners with Justice and Mercy.** The LORD punished Adam and Eve for their sins, but He had a merciful plan for them and any of their children who would believe in Him. He kept them from the Tree of Life. He sent His Son die for the sins of all who believe in Him. He will place the Tree of Life in the new heavens and earth, where they will get to eat from it and live with Him forever.

---

---

## **CASE REPLAY, SR--OLDER KIDS (1ST GRADE AND UP) P.3**

"Welcome to our play! The name of our story is called: The Case of the Happy Homecoming.

This story starts out long, long ago, near the beginning of time.

The characters in our story are: Adam and Eve, Cherubim, Prophets: Daniel, Isaiah, Jesus, God's Spirit, and God's people.

And now we present: "The Case of the Happy Homecoming."

### **Scene 1: (Beginning)**

Adam and Eve could not go back home after they rebelled against God. The LORD set a guard of cherubim and a flaming, flashing sword to keep them away from the Tree of Life. As sinners, they no longer could deserve the reward of eternal life by their good lives. To eat from it would mean nothing but God's immediate, eternal punishment. God had better plans for them and their children than that. He was sending His Son to pay for their sins and give them eternal life through Him. They must look forward in faith to this Savior.

### **Scene 2: (Middle)**

God's people suffered much and kept waiting for the Savior to come. God encouraged them through the prophets. Through Daniel, He told them the Savior would come 483 years after the Temple was rebuilt. Through Isaiah, He told them that He was the Savior, Himself. He would save them from their sins. He told them about the new heavens and earth that would be their wonderful new home at the end of time. At last Jesus came. He told people that He was the Savior and whoever believed in Him would have eternal life. He lived a perfect life. He offered it up on the cross to pay for the sins of all who would ever believe in Him; died, then rose again and went to heaven. He had made the way home.

### **Scene 3: (End)**

God's people faced terrible persecution for believing in Jesus. God sent a special dream to John to encourage them to not give up. He would punish Satan, the demons and people who followed in his ways once and for all. He told them their bodies would be raised to new life. He gave them a picture of their home in the new heavens and earth. It would be like Eden, but much better. Not just a garden, but a whole, new heavens and earth. Not just a regular river; but God's Spirit flowing like a River of Life from His Throne. And not just one Tree of Life, but the new heavens and earth would be so filled with His gift of Eternal Life that it would be like a grove of twelve Trees of Life. He would heal all their suffering and pain. He would live with them face to face forever. He encouraged them to remember this picture of the home He would make for them, and to keep looking forward in faith. God's people, even today, keep on looking forward in faith to the day when Jesus will come back and they will get to live with Him forever in their new home, in the new heavens and earth.

### **Bible Truth Tie-In:**

The Bible Truth we are learning is: **God Treated the First Sinners with Justice and Mercy.** The LORD punished Adam and Eve for their sins, but He had a merciful plan for them and any of their children who would believe in Him. He kept them from the Tree of Life. He sent His Son die for the sins of all who believe in Him. He will place the Tree of Life in the new heavens and earth, where they will get to eat from it and live with Him forever.

## The Tree of Life

### Description

Children will decorate a picture from John's vision of the New Heaven and New Earth, including painting the Tree of Life using pointillism and using foam shapes to give a 3-D effect to the trunk of the tree.

### Materials

White cardstock  
Brown construction paper  
Unsharpened pencils, 1 per child  
Yellow markers/crayon  
Green and one other bright color of tempera paint  
Q-tips, 2 per child  
Glue sticks  
Brown felt or craft foam and strong glue, like Elmer's (optional)

### Preparing the Craft

1. Make a copy of scene onto white cardstock, 1 per child
2. If using bark effect on tree trunk, cut brown material into little ½" squares that can be glued in layers on tree.
3. Mix tempera paint, fairly thickly and place in flat dishes, so that all the children will be able to easily reach each color.
4. Set out glue and markers.
5. Make a copy of the craft yourself, noting how long it takes you to make, and what aspects of the craft might require your assistance for younger children.

### Making the Craft

1. Show the sample of the craft you have made.
2. Have them color in the Throne and any of the background as they want. REMIND THEM NOT TO COLOR IN THE BIG TREE OF LIFE in the foreground. This will be done in a special way afterwards. Color in the bark of the trees now, too, if you are not having them do the bark effect (see next step).
3. If using bark effect, have the children layer the small pieces of brown material on the tree shape. Use strong glue to secure.
4. Dip Q-tip into the bright color paint and make a number of dots scattered throughout the leaf area of the outline of the tree. This will be the fruit on the Tree of Life.
5. Dip a new Q-tip into the green and fill in the rest of the leaf area with green. Tell the children to leave a little space between dots so they don't just run together. (This effect is called pointillism)

NOTE: By showing the children your picture before they begin their craft, it should be reminder enough that they should not color it in like everything else. However, you can have your children do the bark and the pontilism first, if you completely want to avoid this problem. The downside of that is that they will have to be careful not to smear the paint while they color in the rest of their picture. Yet another option is to just cut out the Tree of Life and not do the background at all. This would work just as well.

### Optional TAKING IT TO OTHERS Activity: Craft Presentation

If you are presenting the craft to other children or parents the children can hold up their crafts (or your model craft) and read their Bible Truth Connection answers to explain the importance of the craft.

**CASE CRAFT****Discussion Guide****Instructions:**

As the children are settled into making their craft, ask them these questions to help them understand the craft's significance. Use the answers provided to guide the children's answers.

**Discussion Questions**

1. What was hard about the lives of the new Christians in John's day? *Many were suffering terribly because they believed in Jesus.*

2. What did God give John to encourage these believers? *A special vision (dream) about their happy home where they would live with God.*

3. What special tree was in the new heavens and earth? How many were there of it? *The Tree of (Eternal) Life. There were twelve of them--a sign that the new heavens and earth would be overflowing with God's eternal life.*

4. What is Bible Truth that we are learning? *God Treated the First Sinners with Justice and Mercy.*

5. What does our craft have to do with our Bible Truth: God Treated the First Sinners with Justice and Mercy?

*In His mercy, God sent Adam and Eve out of the Garden when they sinned against Him. The wages of sin is death. For Adam and Eve to have eaten from the Tree of Life would mean they would receive God's immediate, eternal punishment of death. He kept them from that tree and encouraged them to wait for the Savior who would crush Satan and bring forgiveness. That Savior has come--Jesus! He beat Satan and made the way to bring sinners to God. At last they will enjoy eternal life with Him. How God's people look forward to that day!*

6. What can our craft help us remember?

*God's people will be going home to an unimaginably wonderful place where they will have eternal life with God.*

**TAKING IT TO OTHERS****Craft Presentation****Instructions:**

Have children hold up your model craft/their crafts. Choose five children (or you say) the five sections below to explain the craft's importance.

**Presentation:**

1. Our craft is: The Tree of Life.


2. In a special vision of the new heavens and earth, God showed John a whole grove of the Tree of Life to encourage the Christians that one day their sufferings would be finished and they would inherit a new home: rich, wonderful, eternal life with God.

3. Our Bible Truth is: God Treated the First Sinners with Justice and Mercy.

4. In His mercy, God sent Adam and Eve out of the Garden when they sinned against Him. The wages of sin is death. For Adam and Eve to have eaten from the Tree of Life would mean they would receive God's immediate, eternal punishment of death. He kept them from that tree and encouraged them to wait for the Savior who would crush Satan and bring forgiveness. That Savior has come--Jesus! He beat Satan and made the way to bring sinners to God. At last they will enjoy eternal life with Him. How God's people look forward to that day!

5. Our craft can help us remember that God's people will be going home to an unimaginably wonderful place where they will have eternal life with God.

Note: Even non-readers can participate in presenting the craft, if you will whisper what they are to say in their ear and let them say it aloud for the others to hear.





**BEFORE CLASS:****1. PICK YOUR PERSON**

VIPPs can be anyone in your church! Typically, they fall into 6 categories: Church staff, Elders, Deacons/deaconesses, Special Volunteers (people who aren't paid, but spend a lot of time helping out in particular ways), Supported Workers (aka missionaries), and Church Members.

**2. GATHER YOUR FACTS**

Use the VIPP Information Sheet to write down the facts about your VIPP. The information on this worksheet is used in the VIPP activities, listed in the "Choose an Activity" section below.

**DURING THE ACTIVITY:****1. INTRODUCE YOUR VIPP**

Introduce your VIPP to the children, using the VIPP Information Sheet. Fill in a set of VIPP Clue Cards with the information for your VIPP. If desired, you can even have the actual person come into class for the children to meet.

Need help describing what someone does for the church in a kid-friendly way? Check out the list of common VIPPs on the Praise Factory website in the PFiresources. There are lots of kid-friendly descriptions for common VIPP's, such as pastors, elders, deacons and a lot more.

**2. PRAY!**

Lead the children in praying for the VIPP. Ask the children if they would like to pray for one of the VIPPs prayer requests. Even non-readers can pray for the VIPP if you whisper the prayer request in their ear, then let them say it aloud. Never force a child to pray!

**3. CHOOSE AN ACTIVITY**

There are two activities you can use to help the children learn about the VIPP:

**VIPP Clue Cards:** These are nine coloring sheets in which children fill in the nine things they learn about the VIPP from the VIPP Information Sheet. Photocopy a set of each child. Use as few or as many of these Clue Cards as you desire.

**VIPP Game:** This is a game that uses a set of Clue Cards for one or two VIPPs.

Choose a VIPP and fill in his/her information on the VIPP Information Sheet. Fill in a set of VIPP Clue Cards with the information for your VIPP. Tell the children about the VIPP, having them fill in the VIPP Clue Cards with the key facts as they learn them. Write any words the children need to write on a white-board or other piece of paper so they can see how to spell them. Help younger children write these words on their clue cards. Ideas for how to tell the children about many common VIPPs are listed at [praisefactory.org](http://praisefactory.org) with the resources for this Bible Truth.

**Optional TAKING IT TO OTHERS Activity: Introduce and Pray for the VIPP**

If you are presenting the VIPP to other children or parents you can assign children to hold up the 10 clue cards and say what each card tells about the VIPP. (Or, you can have the children hold them up as you tell what each one means.) Then lead the children in praying for the VIPP.

## Game: Crabbin' Around

### Materials

Information Sheet for two VIPPs

2 Sets of Clue Cards

Tape

A Bag

### Preparing the Game

1. Fill in one set of clue sheets for the VIPP you are using.
2. Put all the Clue Cards in a bag, except for the ones with the names and pictures of the VIPPs.
3. Tape the picture and name of each VIPP to the wall, about 3 feet from the ground.

### Playing the Game

**Reveal:** Tell the children about the VIPPs, showing them your filled-in clue cards as you tell about them.

**Review:** Put the Clue Cards for both VIPPS put in one bag. Mix up. Have children sit down, with their legs in front of them and their hands propped behind them. Show them how to get in crab position and try moving around. (Moving on hands and feet, with front side facing up). Tell them that you will pull out a clue, tell them what it is and they are to crab-crawl their way to the picture of the person who it belongs to. Give them the answer after everyone has run to their guessed person. Continue until all clues have been used up.



# **VIPP INFORMATION SHEET**

## **VIPP NAME:**

\_\_\_\_\_

## **WHAT VIPP LOOKS LIKE**

Man or Woman? \_\_\_\_\_

Hair color? \_\_\_\_\_

Eye color? \_\_\_\_\_

## **FAVORITE ANIMAL**

\_\_\_\_\_

\_\_\_\_\_

## **FAVORITE FOOD**

\_\_\_\_\_

\_\_\_\_\_

## **FAVORITE FREE TIME ACTIVITY**

\_\_\_\_\_

\_\_\_\_\_

## **WHAT VIPP DOES DURING WEEK**

\_\_\_\_\_

\_\_\_\_\_

\_\_\_\_\_

\_\_\_\_\_

## **VIPP GROUP OF SERVICE:**

Church Member

Deacon

Elder

Church Staff

Special Volunteer

Supported Worker  
(Missionary)

## **3 WAYS VIPP SERVES CHURCH**

\_\_\_\_\_

\_\_\_\_\_

\_\_\_\_\_

\_\_\_\_\_

\_\_\_\_\_

\_\_\_\_\_

\_\_\_\_\_

\_\_\_\_\_

## **3 WAYS TO PRAY FOR THE VIPP**

\_\_\_\_\_

\_\_\_\_\_

\_\_\_\_\_

\_\_\_\_\_

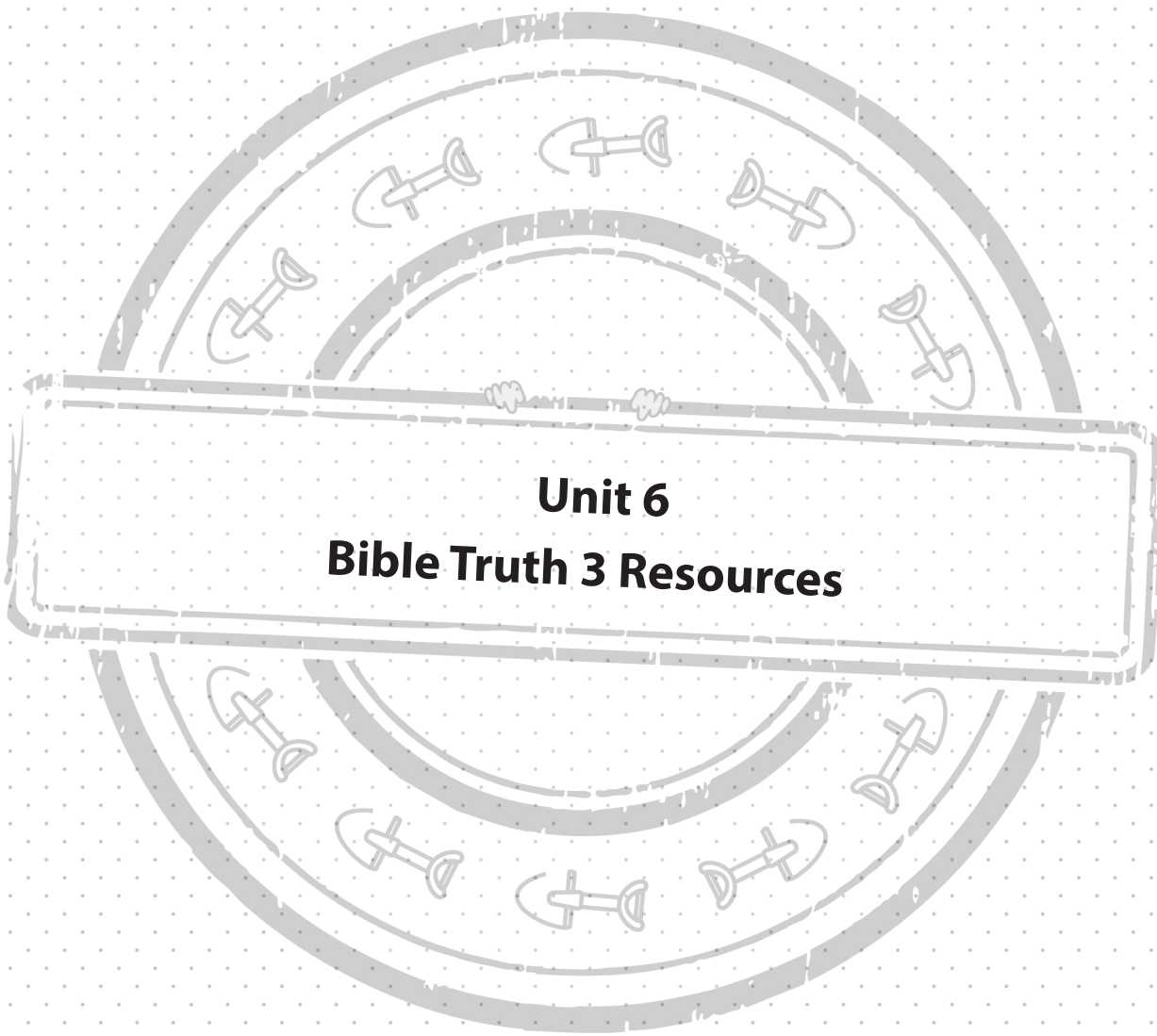
\_\_\_\_\_

\_\_\_\_\_

\_\_\_\_\_

\_\_\_\_\_





## **BIBLE TRUTH 3 OVERVIEW**

### **Unit 6: God, the Just and Merciful**

**Big Question and Answer:** "How did bad things come to God's good world? Bad things came through sin!"

**Bible Verse:** "Therefore, just as sin came into the world through one man, and death through sin, and so death spread to all men because all sinned." Romans 5:12

### **Bible Truth 3 Concept: All People Are Born Sinful, All People Need God's Mercy**

Adam and Eve did not just disobey God once and stop. They had become sinners with sinful hearts that rebelled against God again and again. But sin didn't stop with Adam and Eve. They passed down the consequences of their sin to all their children.

Each and every one of us come from Adam and Eve's family--we are all their children. And because we are their children, we are all born sinners with sinful hearts and with bodies that will suffer and die. And also like Adam and Eve, we all deserve eternal punishment for our sins, too.

Yet God, in His great mercy, always planned to send His Son Jesus to save His sinful people by taking the punishment for their sins upon Himself. Jesus did this when He suffered and died on the cross. On the third day, He rose from the dead, showing He had beaten sin and death.

God promises to forgive all who confess their sins to Him and trust in Jesus as their Savior. He will give them each a new heart, filled with His Holy Spirit--a heart that knows and loves Him more and more. And one day, when they die, they will not receive the eternal punishment they deserve for their sins, but eternal life with God forever. How great is God's mercy through Jesus to sinful people like us!

### **Bible Truth 3 Bible Verse**

#### ***Meditation Version: Romans 5:17***

"For if, by the trespass of the one man, death reigned through that one man, how much more will those who receive God's abundant provision of grace and of the gift of righteousness reign in life through the one man, Jesus Christ."

### **Bible Truth 3 ACTS Prayer**

**A** God, we praise You for being so loving and merciful! You sent Your own Son, Jesus, to suffer and die in the place of sinful people like us!

**C** God, we confess that even this week we have sinned against You! We see that we disobey You in what we do, what we say and what we think. Our very hearts are sinful! We are children of Adam and Eve! We need a Savior!

**T** Thank You, God for not just treating us as our sins deserve, but sending us a Savior, Your Son Jesus, to save us.

**S** God, help us to be honest before You and others about our sins. Work in our hearts, that we might turn away from our sins and trust in Jesus as our Savior. Have mercy on us!

### **Bible Truth 3 Stories**

#### **Lesson 1: The Case of the Gift No One Wanted (Old Testament)**

*Genesis 4; Hebrews 11:4; 1 John 3:12*

#### **Lesson 2: The Case of the Unsinkable Message (Story of the Saints)**

#### **Lesson 3: The Case of the Show and Tellers (New Testament)**

*Joel 2:28-32; Mark 16; Luke 24:36-49; Acts 1,2, 8,9,14,19,28*

**1. GETTING STARTED: Welcome and Opening Songs** (*introduce unit and get kids moving with these songs*)

<p><b>Welcome</b></p>	<p>“Welcome to Praise Factory. We’re so glad you’ve joined us! Here at the PFI we are investigators. (That’s what the “I” stands for!) Investigators look for answers to questions. In PFI, we look for answers to big questions about God. We dig deep down in the truths of God’s Word to find them.”</p>
<p><b>Praise Factory Theme Song</b></p>	<p>“Let’s sing our Praise Factory Investigator’s theme song.”</p> <p><b>PFI: Praise Factory Investigators</b> <span style="float: right;"><i>PFI ESV Songs 6, Track 1</i></span></p> <p>We’re PFI: Praise Factory Investigators, Diggin’ deep down for truths in God’s Word, That’s PFI: Praise Factory Investigators, Diggin’ deep down for truths in God’s Word, We’re looking for answers to very big questions, Big questions about God, If you’re looking for answers to very big questions ‘bout God, come along, Join PFI: Praise Factory Investigators, Diggin’ deep down for truths in God’s Word, That’s PFI: Praise Factory Investigators, Diggin’ deep down for truths in God’s Word. Deep down, diggin’ down, Let’s go diggin’ down, Deep down, diggin’ down, ‘Til answers to all our Big Questions we’ve found. We’re PFI: Praise Factory Investigators, Diggin’ deep down for truths in God’s Word, That’s PFI: Praise Factory Investigators, Diggin’ deep down for truths in God’s Word.</p>
<p><b>Classroom Rules Song</b></p>	<p>An important part of Praise Factory is helping us worship God and love one another. Our WoGoLOA song reminds us how we should act. Let’s sing it.”</p> <p><b>WoGoLOA Rules Song</b> <span style="float: right;"><i>PFI ESV Songs 6, Track 2</i></span></p> <p>Refrain: WoGoLOA means “Worship God and love one another,” WoGoLOA means “Worship God and love one another.”</p> <p>WoGo means “Worship God.” Sound off, 1,2,3, Joyfully take part, Listen to others, Obey your teachers. (<i>Refrain</i>)</p> <p>LOA means “Love One Another.” Sound off, 1,2,3, Be kind, Be encouraging, Help others, help others. (<i>Refrain twice</i>)</p>

**1. GETTING STARTED, continued**

<b>Opening Prayer</b>	"Let's ask God to help us obey these rules, and to help us worship Him and love one another as we learn more about Him today. Let's pray." <i>Pray.</i>
<b>Big Question Under Investigation:</b>  <b>Big Question 12 and Songs</b>	<p>"Now it's time to turn to today's <b>Big Question Under Investigation</b>.</p> <p>It's: <b>How Did Bad Things Come to God's Good World?</b></p> <p>When God created the world in the beginning, He created all things good. But now there are many terrible things in God's good world. All these bad things came through sin when we rebelled against God.</p> <p>So the answer to our Big Question, '<b>How Did Bad Things Come to God's Good World?</b>' is: <b>Bad Things Came through Sin!</b></p> <p>"Let's sing our Big Question Song(s): <span style="float: right;"><i>choose one or both</i></span></p> <p><b>Big Question 6 Song</b> <span style="float: right;"><i>PFI ESV Songs 6, Track 3</i></span>  <i>(adapted version of "Frere Jacques?")</i></p> <p>How did bad things,  How did bad things,  Come to God's good world?  Come to God's good world?  Bad things came through sin,  Bad things came through sin,  That's how bad things came,  That's how bad things came.</p> <p><b>Bad Things</b> <span style="float: right;"><i>PFI ESV Songs 6, Track 4</i></span></p> <p><i>Refrain:</i>  Bad things, bad things,  How did bad things come to God's good world?  Bad things, bad things,  Bad things came through sin.</p> <p>Sin is saying "no" to God,  When we should say, "Yes,"  Satan said "no" to God,  And so began the me-ee-me-ee-ess. <i>Refrain</i></p> <p>Adam and Eve said "no" to God,  And so sin came to men,  It spread to all of God's good world,  And down to their children-ee-en-ee-en. <i>Refrain</i></p> <p>We all deserve God's punishment,  Death is the wages of sin,  But there's eternal life through Jesus Christ,  For all who believe in Him-ee-im-ee-im. <i>Refrain</i></p>

**1. GETTING STARTED, continued**

**Unit 6  
Bible Verse**

*You might also enjoy listening to:  
Sin Came Into the World (version 2)  
Romans 5:12, ESV  
PFI ESV Songs 6, Track 6  
and  
You Must Not Eat, Eat, Eat,  
Genesis 2-3, HCSB  
PFI ESV Songs 6, Track 7*

“How do I know this is true? The Bible tells me so!

Romans 5:12 tells us:

“Therefore, just as sin came into the world through one man, and death through sin, and so death spread to all men because all sinned.”

**Big Question 6 Bible Verse Song  
Sin Came into the World: Romans 5:12**

*PFI ESV Songs 6, Track 5*

Sin came into the world,  
Through one man,  
And death through sin,  
And so death spread to all.  
Death spread to all men,  
Because all sinned.  
Sin came into the world,  
Through one man.  
Romans Five, twelve.

“Sin is how bad things entered the world. Sin is disobeying God and His good ways. It entered the world through one man and his wife--Adam and Eve, but it has spread to us all. We are all sinners who all face God’s punishment. How very, very sad! Oh, how we need a Savior!

**2. DIGGING DEEP DOWN: Key Concept and Story (introduce the Bible Truth and tell the related story)**

**Bible Truth 3**

“It’s time for us to dig down deeper for answers to our Big Question. We’re learning **THREE** Bible Truths that all tell us something about how sin entered the world and what our just and merciful God has done. We have learned two already. Can you remember what they are? (Angels and People Rebelled against God in the Beginning; and, God Treated the First Sinners with Justice and Mercy.)

The Bible Truth we are going to be thinking about today is:

**All People Are Born Sinful, All People Need God’s Mercy.**

Adam and Eve did not just disobey God once and stop. They had become sinners with sinful hearts that rebelled against God again and again. But sin didn’t stop with Adam and Eve. They passed down the consequences of their sin to all their children.

Each and every one of us come from Adam and Eve’s family--we are all their children. And because we are their children, we are all born sinners with sinful hearts and with bodies that will suffer and die. And also like Adam and Eve, we all deserve eternal punishment for our sins, too.

Yet God, in His great mercy, always planned to send His Son Jesus to save His sinful people by taking the punishment for their sins upon Himself. Jesus did this when He suffered and died on the cross. On the third day, He rose from the dead, showing He had beaten sin and death.

God promises to forgive all who confess their sins to Him and trust in Jesus as their Savior. He will give them each a new heart, filled with His Holy Spirit--a heart that knows and loves Him more and more. And one day, when they die, they will not receive the eternal punishment they deserve for their sins, but eternal life with God forever. How great is God’s mercy through Jesus to sinful people like us!

**2. DIGGING DEEP DOWN, continued****Bible Truth 3  
Hymn**

"Long ago, a man named Joseph Hart was thinking about this Bible truth, too. He wrote words a hymn called "Come, Ye Sinners, Poor and Needy" We're going to learn a verse from it.

**Come, Ye Sinners, Poor and Needy**

*PFI ESV Songs 6, Track 12*

**Verse 3**

Come ye weary, heavy-laden,  
Lost and ruined by the Fall;  
If you tarry till you're better,  
You will never come at all.

**Refrain:**

I will arise and go to Jesus,  
He will embrace me in His arms.  
In the arms of my dear Savior,  
O there are ten thousand charms.

From Adam and Eve on down to us, we are all are weary and heavy-laden with sin. Try as hard as we might, we can never get rid of our sin on our own. And, we can never make ourselves acceptable to God on our own. But God, in His great mercy, offers all who are ruined by the Fall to find forgiveness of sins and eternal life through Jesus. We don't have to wait until we are less sinful to come to Jesus. He will take us as we are. And there, we came find not only forgiveness for our sins and rest for our souls, weary with sin. We can find wonderful fellowship with God. And that is better than even ten thousand things that charm us (that we think are delightful.)

**Bible Truth 3  
Bible Verse  
and Song****Romans 5:17**

"For if, by the trespass of the one man, death reigned through that one man, how much more will those who receive God's abundant provision of grace and of the gift of righteousness reign in life through the one man, Jesus Christ."

Adam and Eve passed on their sinful hearts to their children--all of us! That means that we all are born sinners. How terrible! But God promised to show mercy to all who look in faith to the Savior who would crush Satan's power. Yes! All who turn from their sins and trust in Jesus are saved from the punishment they deserve from God for their sins. Sin came through one man, Adam. But Jesus, the Son of God and the son of man, gives His grace and perfect righteousness--everything they need to be saved!

We've said our Bible verse, now let's sing it!

**For If by the Trespass**

*PFI ESV Songs 6, Track 13*

"For if, by the trespass of the one man,  
death reigned through one man,  
For if, by the trespass of the one man,  
death reigned through one man,  
Then how much more will those who receive  
God's abundant grace and righteousness  
Reign in life, Reign in life,  
Through one man, Jesus Christ."  
Romans Five, seventeen.

*You might  
also enjoy  
listening to:  
The LORD  
Looks Down:  
Psalm 14:2-3,  
HCSB  
PFI ESV Songs 6,  
Track 14;*

*All We Like Sheep:  
Isaiah 53:6, ESV  
PFI ESV Songs 6,  
Track 15*



**2. DIGGING DEEP DOWN, continued****LESSON 1 STORY****Old Testament Story:****The Case of the Gift No One Wanted**

Genesis 4; Hebrews 11:4; 1 John 3:12

"Now it's time for today's story called: **The Case of the Gift No One Wanted.**

**As you listen to the story, see if you can figure out:**

- 1. What was the gift no one wanted? Who gave it? Who received it?**
- 2. What did Jesus do to get rid of it?**

*(If desired, write these questions on a sheet of paper to refer to when the story is finished.)*

*Read story.*

*After reading story, ask for the children's answers to the questions.*

**1. What was the gift no one wanted? Who gave it? Who received it?** Sin! Adam and Eve passed it down to all their children. That's all of us!

**2. What did Jesus do to get rid of it?** Jesus, the Son of God, came to be our Savior. He was human, but He never sinned. He lived a perfect life and offered it up as the perfect payment for the sins of all who would ever turn from their sins and trust in Him. He suffered and died on the cross and rose from the dead on the third day in victory. Because of Him, we can be saved from our sins even now. And when we die, we can be free from sin and live in God's presence forever!

*Close in prayer. (prayer suggestions included at end of story)*

**LESSON 2 STORY****Story of the Saints:****The Case of the Unsinkable Message**

"Now it's time for today's story called: **The Case of the Unsinkable Message.**

**As you listen to the story, see if you can figure out:**

- 1. Who told the unsinkable message? Why did he tell this message even as he sank?**
- 2. What was the unsinkable message? What difference did it make?**

*(If desired, write these questions on a sheet of paper to refer to when the story is finished.)*

*Read story.*

*After reading story, ask for the children's answers to the questions.*

**1. Who told the unsinkable message? What happened to him?** John Harper. He drowned when the Titanic sank.

**2. What was the unsinkable message? What difference did it make?** The good news of salvation through faith in Jesus. All those people on the ship were facing death, yet they would receive eternal life if they repented of their sins and believed in Jesus that very night.

*Close in prayer. (prayer suggestions included at end of story)*

**2. DIGGING DEEP DOWN, continued****LESSON 3****New Testament Story:****The Case of the Show and Tellers***Joel 2:28-32;**Mark 16;**Luke 24:36-49;**Acts 1,2, 8,9,14,19, 28*

"Now it's time for today's story called: **The Case of the Show and Tellers.**

**As you listen to the story, see if you can figure out:**

**1. Who were the show and tellers?**

**2. How did they show? What did they tell? Why?**

*(If desired, write these questions on a sheet of paper to refer to when the story is finished.)*

*Read story.*

*After reading story, ask for the children's answers to the questions.*

**1. Who were the show and tellers?**

The believers in Jesus who went out from Jerusalem.

**2. How did they show? What did they tell? Why?**

God did amazing miracles through them, healing the sick and even raising the dead. He gave them great love for each other. All these things helped point to the truth of their good news: repent and believe in Jesus and be saved! They knew all people are sinners in need of a Savior. They wanted all to know this and be saved.

*Close in prayer. (prayer suggestions included at end of story)*

**3. TAKING ACTION: Response Activities** *(choose from among these activities)***Response Activities**

- **ACTS Prayer Activity:** Add your own prayer requests to the ACTS prayer
- **Sneaky Snack:** Story-related snack
- **Bible Truth Review Activity:** Game with questions related to the Bible Truth
- **Bible Truth Hymn:** Music activities to learn a portion of a Bible Truth-related hymn
- **Bible Verse Review Activity:** Game with questions related to Bible Truth Bible verse
- **Bible Verse Song:** Music activities to learn the Bible Verse song
- **Story Review Activity:** Game with questions related to the Bible Truth and Case
- **Case RePlay, Jr. and Sr.:** Two drama activities that review the story: one for younger children, one for older children.
- **Craft:** Story-related craft
- **VIPP (Very Important Prayer Person):** Game and a coloring activity to help children learn about people in your church and how to pray for them.

*(VIP resources: found online or at back of this book)*

**4. TAKING IT TO OTHERS** *Optional presentations for the last few minutes of class***Presenting to Other Children**

*If you split the children into different response activities, you can gather the children together again and have each small group make presentations to show the other children what they learned. Presentation ideas are included in the resources for each activity.*

**Presenting to Parents**

*If you keep your children together for response activities, you can have them make a presentation of something they have learned to their parents when they come to pick them up from class. Presentation ideas are included in the resources for each activity.*

**5. TAKING IT HOME** *(Take Home Sheet)***PFI Pronto**

*Give out the PFI Pronto for the case story as well as any other materials as the children are dismissed.*

## **BIBLE TRUTH 3, LESSON 1: PLANNER/OVERVIEW**

### **GETTING STARTED: Welcome and Opening Songs** (*introduce unit and get kids moving with these songs*)

**Welcome to Praise Factory:** PFI: Praise Factory Investigators Theme Song *PFI ESV Songs 6, Track 1*

**Rules to Help Us Worship God and Love One Another:** WoGoLOA Classroom Rules Song  
*PFI ESV Songs 6, Track 2*

**Big Question Under Investigation:** Big Question 6 Songs *PFI ESV Songs 6, Tracks 3,4*

**Big Question Bible Verse:** Romans 5:12 Song: Sin Came Into the Word *PFI ESV Songs 6, Track 5*  
*Extra Bible Verse Song: Sin Came into the World (version 2) PFI ESV Songs 6, Track 6*  
*Extra Bible Verse Song: You Must Not Eat, Eat, Eat: Genesis 2,3 PFI ESV Songs 6, Track 7*

### **DIGGING DEEP DOWN: Key Concept and Story** (*introduce the Bible Truth and tell the related story*)

**Bible Truth 3:** All People Are Born Sinful, All People Need God's Mercy

**Bible Truth Hymn:** Come, Ye Sinners, Poor and Needy, v.3 *PFI ESV Songs 6, Track 12*

**Bible Verse:** Romans 5:17

**Bible Verse Song:** For If by the Trespass *PFI ESV Songs 6, Track 13*  
*Extra Bible Verse: The LORD Looks Down: Psalm 14:2-3, HCSB PFI ESV Songs 6, Track 14*  
*Extra Bible Verse: All We Like Sheep: Isaiah 53:6, ESV PFI ESV Songs 6, Track 15*

**Lesson 1 Old Testament:** The Case of the Gift No One Wanted *Genesis 4; Hebrews 11:4; 1 John 3:12*

### **TAKING ACTION: Response Activities** (*choose from among these activities*)

**Snack and Discussion Planner:** The Offerings of Cain and Abel

**ACTS Prayer:** Prayer Sheet

**Bible Truth Review:** Discussion Questions and Game: Beanbag Scramble

**Bible Truth Hymn:** Come, Ye Sinners, Poor and Needy, v.3 *PFI ESV Songs 6, Track 12*  
Song, Sign Language and Song Game: Pass the Secret Sign **PFI ESV Songs 6 BOOK or ONLINE**

**Bible Verse Review:** Romans 5:17 Discussion Sheet and Game: Cross the Raging River

**Bible Verse Song:** For If by the Trespass: Romans 5:17 *PFI ESV Songs 6, Track 13*  
Song, Sign Language and Song Game: Mimic Me! **PFI ESV Songs 6 BOOK or ONLINE**

**Story Review:** Discussion Questions and Game: Go Fish

**Case Replay, Jr: Drama Activity for Youngest Children** (children do same story actions together)

**Case Replay, Sr: Drama Activity for Most Children** (children re-tell story with individual parts)

**Craft:** The Fat, Firstborn Flocks of Abel

**VIPP (Very Important Prayer Person) Prayer Time:** Coloring Sheets (back of book) & Game: Hit the Wall

### **TAKING IT HOME: Take Home Sheet for Review and Family Devotions**

**PFI Pronto:** Bible Truth 3, Lesson 1 **PFI ESV PRONTOS 6 BOOK or ONLINE**

**The Case of the Gift No One Wanted** *Genesis 4; Hebrews 11:4; 1 John 3:12* by Connie Dever**Our story is called:****The Case of the Gift No One Wanted.****As you listen to the story, see if you can figure out:**

1. What was the gift no one wanted? Who gave it? Who received it?
2. What did Jesus do to get rid of it?

Our story today takes place back in the beginning, when Adam and Eve rebelled against God.

What a terrible day it had been! How much Adam and Eve had lost! Their beautiful garden home, the pureness of love in their hearts; and all the dreams of unending, perfect life with God in the beautiful world He had made for them. How sweet had in been inside the Garden, in perfect fellowship with God and each other! And how sad it was already, outside the Garden, out of perfect fellowship with God and each other.

Sad, it was; but, there was no getting around it. This was the new normal. So, Adam and Eve set out to live in the world outside the Garden, armed with nothing more than the animal skin clothes that God had mercifully made them.

It didn't take long for Adam and Eve to see the effects of their sin, both upon themselves and the world around them. What would it be like to see the curse of sin slowly ruin every part of God's perfect creation and know it was your fault? Horrible, I imagine. Well, that is exactly what Adam and Eve faced the day they were sent out of the Garden!

Because of their sinful choices, Adam now had to fight weeds and thorns that choked the food crops he tried to grow. He had to fight off animals that now had turned wild and fierce. With pain, Eve gave birth to her sons, Cain and Abel. Both Adam and Eve felt an awful selfishness and wickedness grow in their hearts. It was all just as God had said it would be, and oh, how terrible it was to bear the consequences of their sin!

Adam and Eve hated the choices they made and they hated Satan for tempting them to rebel against God; but now there was nothing they could do. Nothing, that is, except have faith in God's promises. And that is what they did.

Adam showed his faith as he named his wife, Eve—the mother of the living. He believed God's promise to give Eve children who would fight against sin and

strive to love God. He believed that one day, one of these children would be the promised Savior who would bring Life—eternal life—to God's people by crushing Satan's power.

Eve showed her faith at the birth of her first son, Cain. "With the LORD's help I have brought forth a man," she exclaimed. She could see that God had begun to fulfill His promises to them. Cain was the first child of many to come into the world. One of them, Eve believed, would be the Savior God would send to defeat Satan once and for all.

God never told them how long they would have to wait for this special son of hers who would crush Satan. But Adam and Eve believed the Savior would come. They knew how good and merciful God was. They knew how much He loved them. Perhaps they even thought that Cain or Abel might be the promised Savior.

But if they did, it became clear all too quickly that neither these boys were not the Savior! Even while the boys were just young children, Adam and Eve could see that the hearts of Cain and Abel were filled with selfishness and wickedness. No. Eve had not given birth to a Savior; she had given birth to more sinful people who needed saving, just like themselves. Adam and Eve had passed their sin down to their children!

But if Adam and Eve passed down their sin, there was something else they could pass down, too: the promises of God. They could tell Cain and Abel of the perfect world they had known and of the perfect fellowship with God and each other they had shared. They could tell them of the serpent's tricks, of their sinful choices and how their sin meant they would die. But they could comfort them with God's promise to send a Savior to

**Story-telling Tips**

## Ahead of time:

1. Read the Bible verses and story. Pray!
2. Create story cue cards on index cards (or highlight text).
3. Practice telling story dramatically, timing your presentation. Shorten, if necessary to fit your allotted time.
4. Decorate area with story props that help bring your story alive.

## During your presentation:

1. Maintain as much eye contact as possible as you tell the story. Point to/use props at important points in the story. Include the kids in your story with a few questions about what they think will happen or words/concepts that might be new to them.
2. Watch the kids for signs that their attention span has been reached. Shorten, if necessary.

crush Satan one day. They could never be sinless themselves here on earth, but they could become children of God's promise and be saved through faith in Him.

Abel must have listened to Adam and Eve and believed. He knew he was a sinner like his parents and had no hope other than God for salvation. He was a child of the Promise. He looked forward in faith to the day God would send the promised Savior. Abel was a keeper of flocks—sheep and goats. When his animals gave birth to their firstborn, Abel would look among the new little animals for the best, the fattest, most perfect ones to present to God. God looked on Abel's sacrifice and saw how it reflected Abel's heart. Yes, it was a heart full of sin, but it was also full of desire to honor God above all else and trust in Him for salvation. The LORD accepted Abel's offering and counted him as righteous—clean of sin through his faith in God.

But then there was Cain. Cain would have heard the same stories about God as Abel did. He would have known the same promises of a Savior God had made to them. And he certainly felt the same tug of sinful desires in his heart. But unlike Abel, Cain refused to believe. Cain was a farmer. And yes, Cain made offerings to God from the crops he grew, but he did not make sure to give God the first and best of his crops. He only gave Him "some" of his crops, and held back the best for himself. Cain did not honor the LORD in his heart or with his life.

When the LORD warned Adam and Eve about the "offspring of the serpent" that would be their enemies, it wasn't baby serpents or baby Satans (angels/demons can't even have children) that the LORD was speaking of. He was talking about people, like Cain, who would hold on to their sin and rebellion instead of turning to faith in God. These people would fight God and against the people who put their faith in God.

God looked at Cain's offering and saw right into Cain's unworshipful heart. He rejected his offering. This made Cain furious! He walked away from the altar downcast. God had accepted his brother Abel's offering, but refused his!

Then the LORD said to Cain: Then the LORD said to Cain, "Why are you angry? Why is your face downcast? If you do what is right, will you not be accepted? But if you don't do what is right, sin is waiting for you, it wants to have you, but you must master it." (Genesis 4:6-7)

God was making it clear: He would accept Cain and his sacrifice if Cain would repent of his sin and worship God in his heart and with his first fruits. God was warning Cain to turn from the sinful desires of his heart and trust in Him that he might be saved.

But there was to be no turning in Cain. Cain didn't want to master his evil desires. He wanted to give in to them. Cain invited Abel to go out in the field with him, then attacked him and killed him! Instead of mastering the sin that tempted him, Cain had allowed his sin to master him. He had murdered someone—the very first murder in the world.

Much like He had done with Adam and Eve after they had sinned in the Garden, the LORD now came to question Cain: "Where is your brother Abel?" the LORD asked Cain.

"I don't know. Am I supposed to know where he is all the time? Am I my brother's keeper?" Cain lied, trying to hide his sin, just like his parents had before him.

But nothing can be hidden from God. The LORD revealed what Cain wanted to hide, then gave him his punishment.

"What have you done?" the LORD said to Cain. "Listen! Your brother's blood cries out to me from the ground. Now you are under a curse and driven from the ground, which opened its mouth to receive your brother's blood from your hand. When you work the ground, it will no longer yield its crops for you. You will be a restless wanderer on the earth.

"LORD, "my punishment is more than I can bear," Cain cried out. "Today You are driving me from the land, hidden from your presence; I will be a restless wanderer on the earth, and whoever finds me will kill me," Cain groaned. Cain didn't like his punishment, but never once did he confess his sin and ask God's forgiveness. How hard and selfish his heart was!

Yet even to this hard-hearted man God once more showed mercy. Cain had killed his very own brother. He deserved to be killed himself; but instead the LORD told him: "Not so; if anyone kills Cain, he will be punished himself seven times more than you." Then LORD put a mark on Cain so that no one who found him would kill him. So Cain went out from the LORD's presence and lived in the land of Nod, east of Eden.

Cain was to be only the first of a long line of sinful children of Adam and Eve who each chose to reject God and His merciful offer of salvation. Until Jesus comes back at the end of time, there will always be unrepentant sinners like him.

But what of God's promise that there would also be a long line of sinful children of Adam and Eve who would turn from their sins and have faith in God? What about these children of God's Promise, as they are called? Adam and Eve had lost both sons in a single day: one murdered and one sent away to wander far from them and from God all the days of his life. Would there be no more children of the Promise? And what of God's promise to send a Savior? How could there be a Savior with no children?

God in His faithfulness and mercy gave Adam and Eve another son, a boy named Seth. And though Seth was of course a sinner, he was a child of the Promise, too. Like Abel, he called upon the name of the LORD. He loved God and looked forward in faith to the promised Savior that God would send. Here was a son, through which God would bring even more children. Here was a son through whom God would even send Jesus one day, to crush Satan's power and bring salvation. And of course, that is just what the LORD did, just as He promised He would, at just the right time, to save all who turn from their sins and trust in Him as their own Savior. How faithful God is to His sinful people!

### Cracking the Case:

**It's time to answer our Case Questions.**

**1. What was the gift no one wanted? Who gave it? Who received it?** Sin! Adam and Eve passed it down to all their children. That's all of us!

**2. What did Jesus do to get rid of it?** Jesus, the Son of God, came to be our Savior. He was human, but He never sinned. He lived a perfect life and offered it up as the perfect payment for the sins of all who would ever turn from their sins and trust in Him. He suffered and died on the cross and rose from the dead on the third day in victory. Because of Him, we can be saved from our sins even now. And when we die, we can be free from sin and live in God's presence forever!

### Something for You and Me

**Our Bible Truth is: All People Are Born Sinful, All People Need God's Mercy**

**Our Bible Verse is: Romans 5:17**

"For if, by the trespass of the one man, death reigned through that one man, how much more will those who receive God's abundant provision of grace and of the gift of righteousness reign in life through the one man, Jesus Christ."

What about you and me? We are children of Adam and Eve, too. Like Cain, Abel and Seth, there is much sin in our hearts, in what we do and say, and in how we treat God. And just like them, we have a choice to make. We can harden our hearts against God and be an "offspring of the serpent" like Cain. Or, like Abel and Seth, we can become children of the Promise who humbly confess our sins to God, turn away from disobeying Him and trust in Jesus as our own Savior.

Let's praise God for mercifully making a way to save us through the Savior Jesus. Let's ask Him to soften our hearts and the hearts of all children of Adam and Eve to turn in faith to Him.

*Close in prayer.*

### Closing ACTS Prayer

**A** God, we praise You for being so merciful to sinful people, like us! We praise You for being our Savior!

**C** God, we confess that, like Cain, we do not honor You as we should. We do not give You the best and highest honor that You deserve. We too often give You only what we want to give You...often our leftovers. We need a Savior!

**T** God, we thank You for sending Jesus to save sinners, just as You promised.

**S** God, we ask that You would work in our hearts that we might turn away from our sins and trust in Jesus as our Savior. Make us children of Your Promise: those who love You and want to live their lives to please You.

# **ACTS PRAYER ACTIVITY**

Use this sheet to write down your ACTS Prayer

## **Instructions:**

Use this sheet to help the children apply the Bible Truth into a prayer. You can use the ACTS provided or even better, have the kids think of their own applications. Also have the children add their personal requests to the prayer, too. Lead the children in the prayer or let them pray sections, with your help. Never force a child to pray! Non-readers can participate by you whispering a section of the prayer into their ear and allowing them to pray it aloud for the group.

## **ADORATION:**

God, we praise You for being so loving and merciful! You sent Your own Son, Jesus, to suffer and die in the place of sinful people like us!

God, we praise You for being.....

---

Add your own Adorations:

---

---

---

## **CONFESSION:**

God, we confess that even this week we have sinned against You! We see that we disobey You in what we do, what we say and what we think. Our very hearts are sinful! We are children of Adam and Eve! We need a Savior!

God, we have sinned against You....

---

Add your own Confessions:

---

---

## **THANKSGIVING:**

Thank You, God for not just treating us as our sins deserve, but sending us a Savior, Your Son Jesus, to save us.

God, we thank You for...

---

Add your own Thanksgivings:

---

---

---

## **SUPPLICATION:**

God, help us to be honest before You and others about our sins. Work in our hearts, that we might turn away from our sins and trust in Jesus as our Savior. Have mercy on us!

God, we need Your help...

---

Add your own Supplication:

---

---

---

---

---

## **SNEAKY SNACK**

Can you figure out how this snack ties in with our case?

---

### **Snack: The Offerings of Cain and Abel**

Apple slices with mini chocolate chip “bad spots” stuck into them. OR, could give shriveled looking dried fruits like dried apples, raisins, apricots, peaches, etc. plus, animal cracker “fat flock offerings” on small crackers “altar” (to make the animal look big and fat).

This is only a suggestion. Feel free to modify. Be mindful of allergy issues among your children!

**Case Tie-in:** Cain and Abel’s offerings both reflect what Adam and Eve passed down to all their children, including us. Cain’s offering reflected his sinful desire to keep the best for himself, rather than offering it to God, as he should. Abel, too, was a sinner, but his offering reflected the heart of a sinner who has put his hope in God and worships Him. He chose to give God the best of his flock as an expression of thanks and praise to Him, the one, true God and giver of all the good things that he enjoyed.

---

## **SOUL FOOD**

Food for thought during snack time

---

1. What does the snack have to do with the story?

Choose a few questions from the other activity discussion sheets to talk about during this snack time.

2.

3.

4.

5.

6.

7.



Directions: Read and discuss Bible Truth, using a FEW of the questions. Play game. Feel free to modify the game to fit your children.

### **All People Are Born Sinful, All People Need God's Mercy**

Adam and Eve did not just disobey God once and stop. They had become sinners with sinful hearts that rebelled against God again and again. But sin didn't stop with Adam and Eve. They passed down the consequences of their sin to all their children.

Each and every one of us come from Adam and Eve's family--we are all their children. And because we are their children, we are all born sinners with sinful hearts and with bodies that will suffer and die. And also like Adam and Eve, we all deserve eternal punishment for our sins, too.

Yet God, in His great mercy, always planned to send His Son Jesus to save His sinful people by taking the punishment for their sins upon Himself. Jesus did this when He suffered and died on the cross. On the third day, He rose from the dead, showing He had beaten sin and death.

God promises to forgive all who confess their sins to Him and trust in Jesus as their Savior. He will give them each a new heart, filled with His Holy Spirit--a heart that knows and loves Him more and more. And one day, when they die, they will not receive the eternal punishment they deserve for their sins, but eternal life with God forever. How great is God's mercy through Jesus to sinful people like us!

### **Understanding the Bible Truth**

1. What did Adam and Eve become after they disobeyed God? *Sinners. People with sinful hearts and lives that keep disobeying God, over and over.*
2. To whom did Adam and Eve pass their sinfulness? *All of their children.*
3. What happens to all of us because we are sinners? *We all are born with sinful hearts and with bodies that suffer and die. We all deserve God's eternal punishment.*
4. How has God shown His mercy upon us? *By always planning to send His Son Jesus to save His sinful people by taking the punishment for their sins upon Himself.*
5. What is God's promise to all who confess their sins to Him and trust in Jesus as their Savior? *To forgive their sins.*
6. What does God give to those who trust in Him? *A new heart that loves Him; He will raise them from the dead to live with Him as His special people forever and ever.*

### **Bible Truth Story Connection Questions**

1. How did God show mercy on Cain and Abel, even though they were born sinners? *He offered salvation through faith in Him to both of them. He warned Cain to turn from his sinful desires before they turned into something worse. He punished Cain for murdering Abel, yet He did not allow anyone to kill him. He counted Abel's sacrifice as righteousness and saved him.*
2. What ways did God show His mercy to Adam and Eve? *He gave Adam and Eve another son through whom He would fulfill His promise to send a Savior to crush Satan.*

### **Bible Verse Connection Question**

1. What does our Bible Truth have to do with the Bible Verse: Romans 5:17: "For if, by the trespass of the one man, death reigned through that one man, how much more will those who receive God's abundant provision of grace and of the gift of righteousness reign in life through the one man, Jesus Christ."?  
*Adam and Eve passed on their sinful hearts to their children--all of us! That means that we all are born sinners. How terrible! But God promised to show mercy to all who look in faith to the Savior who would crush Satan's power. Yes! All who turn from their sins and trust in Jesus are saved from the punishment they deserve from God for their sins. Sin came through one man, Adam. But Jesus, the Son of God and the son of man, gives His grace and perfect righteousness--everything they need to be saved!*

### **Life Application Questions**

1. How do we know that we need God's mercy, too? *Because like Cain and Abel, we have been born sinners. Only by trusting in Jesus will we ever be forgiven our sins and know eternal life with God.*

**ACTS Questions**

1. What is something we can praise God for because of this Bible Truth?

*Praise God for being so loving and faithful as to send His own Son to die for this world full of sinful people.*

2. What are sins we can confess to God because of this Bible Truth?

*Confess ways this week we sinned against God in our hearts, with our words and actions.*

3. What is something we can thank God for because of this Bible Truth? *Thank God for the forgiveness we can have through Jesus.*

4. What is something we can ask God for because of this Bible Truth?

*We can ask God to work in our hearts that we would want to turn away from disobeying Him and trust in this wonderful Jesus as our own Savior. We can ask Him to give us hearts that honor and love Him most of all.*

**The Gospel**

1. We are all born sinners. We choose to disobey God, even from birth. Is there any hope for us? What is the gospel? *God is the good Creator and King of the world. He made people to worship Him and live by His good laws. But we are all sinners who have rebelled against Him. We all deserve death--God's just, eternal punishment for our sins. How terrible! But God has good news for us. In His great mercy, God sent His Son Jesus to earth to save sinners. Yes, Jesus, the perfect Son of God, left His home in heaven and became a man. He lived the perfect life that pleases God. (He's the only one who has ever done that!) He offered it up to God His Father as the perfect sacrifice for sins when He suffered and died on the cross. Then, on the third day, Jesus rose from the dead in victory. He had fully paid for the sins of God's people, so they wouldn't have to! Now all who turn away from their sins and trust in Jesus as their Savior will receive forgiveness of sins and eternal life with God. They will be His very own special people who will know Him and enjoy Him forever. We can be God's people, too, if we turn from our sins and trust in Jesus as our own Savior.*

## Game: Beanbag Scramble

### Materials

Beanbags, enough for the all the children, minus 1  
Drum, guitar or just your hands!  
Tape  
Small bowl or bag  
Bible Truth Questions

### Preparing the Game

1. Choose 20+ questions for your game from the Bible Truth Discussion Questions, or make up your own.
2. Write the Bible Truth questions on small thin strips of paper (or make a photocopy of the Bible Truth Discussion Questions and simply cut them into strips) and put them in the bag/bowl.

### Playing the Game

Beanbags are placed in a circle on the floor, with children forming a circle just outside the beanbags. Tell the children that you will beat a beat on the drum, strum a strum on the guitar, or clap your hands and they are to march to the beat. As the beat gets faster, they march faster. As it gets slower, they march slower, etc. Suddenly stop the music and the children scramble for the beanbags. The child who has no beanbag picks a question for the class to answer.

Game continues as number of questions, time, and attention span allow.

### Optional TAKING IT TO OTHERS Activity: Quiz Questions

Have the children choose a few of the questions from the game to ask the parents/other children during TAKING IT TO OTHERS time. Help pre-readers by whispering the question in their ear and letting them ask it aloud to the parents/other children. Make sure you read the Bible verse aloud before you ask your questions.

Directions:

1. Write words to song in large print before class.
2. Play the song for the children, helping them follow along on the song sheet.
3. Discuss the song, using a few questions from the discussion sheet. *Don't use them all!*
4. Introduce sign language for key words of your choice from sign language sheet for your song. Use as few or as many as you think the children can learn.
5. Sing and sign the song. Sign language as well as large format lyrics and sheet music are found in the PFI Unit Songbook or online.
6. If desired, play the Song Game.

**Optional TAKING IT TO OTHERS Activity: Presenting and Singing the Song**

1. Sing and sign the song, encouraging the watching children/parents to join in.
2. Ask the class some of the questions listed below. The Bible Truth Connection Question is particularly good to help them understand how the song ties in with the Bible Truth.

**Come, Ye Sinners, Poor and Needy**

**Verse 3**

Come ye weary, heavy-laden,  
Lost and ruined by the Fall;  
If you tarry till you're better,  
You will never come at all.

Refrain:

I will arise and go to Jesus,  
He will embrace me in His arms.  
In the arms of my dear Savior,  
O there are ten thousand charms.

**Listen to it on PFI ESV Songs 6, Track 12**

**Understanding the Song**

1. What does heavy-laden mean? *To be carrying something too heavy for you.*
2. What kind of weary and heavy-laden is the songwriter talking about? *Being tired and weighed down by sins.*
3. What is sin and how does it weigh us down? *Sin is thinking, saying and acting in ways that do not please God. Sin brings suffering, pain and guilt. It separates us from the wonderful fellowship with God we were created to have. It makes our lives miserable.*
4. What is "the Fall"? *The Fall is what we call when sin and death entered God's perfect world through Adam and Eve's rebellion. Adam and Eve "falling" from their wonderful lives of perfectly sinless fellowship with God in a perfect, sinless world to a life filled with sin and death.*
5. How are we lost and ruined by The Fall? *This kind of lost means to be completely separated from God and unable to make our own way back to Him. We have all been "ruined" through the Fall because now our lives are spoiled with sin and death.*
6. What does it mean to tarry? *To tarry means to wait and put something off until later.*
7. What shouldn't we tarry about doing? Why? *We should not wait to come to Jesus for forgiveness of our sins. We should never wait to accept God's gift of eternal life because we love sin and it is easy to put off turning away from sin until later. But if we do tarry, there is a chance that we will never come at all because of our own hard hearts or because we do not know when we will die and then it will be too late.*
8. Who is the song writer going to? How will He receive him? *Jesus. He will embrace him in His arms.*
9. What he mean when he says *Jesus will embrace him in His arms?* *Not that Jesus will really give him a hug, but that He will rejoice that he has come to Him for salvation, and that He loves him tenderly. In heaven, though, Jesus very well WILL really hug him!*
10. What does it mean that there are ten thousand charms in the arms of Jesus? *A charm is something that delights you. Knowing Jesus' love and forgiveness, being in His family, are so wonderful that it is like getting ten thousand of the things that delight you most, all rolled up into one. There is nothing as wonderful as knowing and being loved by Him.*

**Bible Truth Connection Question**

1. How does this song relate to our **Bible Truth: All People Are Born Sinful, All People Need God's Mercy**? *We all are weary and heavy-laden with sin; but God, in His great mercy, offers all who are ruined by the Fall to find forgiveness of sins and eternal life through Jesus.*

**Story Connection**

1. How does this song relate to today's story? *Adam and Eve watched with their own eyes the ruin caused by the Fall. They saw it in the world around them, in their own hearts, and in the sinfulness of their children. Their only happiness was in knowing that God would send a Savior to crush Satan's power one day. He gave them hope that He would free them from being weary and heavy-laden from sin and death.*

**Bible Connection Question**

1. What does this song have to do with our **Bible Verse: Romans 5:17**: "For if, by the trespass of the one man, death reigned through that one man, how much more will those who receive God's abundant provision of grace and of the gift of righteousness reign in life through the one man, Jesus Christ.?"

*All people were ruined by the Fall, when Adam and Eve chose to disobey God. Sin has been passed down to us through Adam and Eve. We are all heavy-laden with sin and there is no way we can make ourselves better. But, we can go to Jesus. He offers abundant grace and righteousness through faith in Him. When we turn from disobeying God and trust in Jesus as our Savior, He will give us the gift of eternal life.*

**Life Application Questions**

1. How can our lives be affected by the message of this song? *We can praise God who has not left the children of Adam and Eve in their sins, but offers mercy and forgiveness through Jesus. We can ask God to help us not to tarry, but come to Him even today for salvation.*

2. How can we know the mercy and forgiveness through Jesus that God offers sinners? *By turning from our sins and trusting in Jesus as our own Savior.*

**ACTS Questions**

1. What is something we can praise God for from this hymn?

*Praise God for being the merciful God who calls sinners to Himself for forgiveness of their sins!*

2. What are sins we can confess to God from this hymn?

*That many times we think we can make ourselves better. We can somehow please God by our good deeds, when there is really no way for us to please God except through Jesus.*

3. What is something we can thank God for from this hymn? *We can thank God sending Jesus to save His people from their sins.*

4. What is something we can ask God for from this hymn?

*That God would work in our hearts that we might turn from our sins and trust Jesus as our Savior. We can ask Him to help us to come to Him and be forgiven.*

**Gospel Question**

1. We are heavy-laden with sins. Is there any hope for us? What is the gospel?

*God is the good Creator and King of the world. He made people to worship Him and live by His good laws. But we are all sinners who've rebelled against Him. We all deserve death--God's just, eternal punishment for our sins. How terrible! But God has good news for us. In His great mercy, God sent His Son, Jesus to earth as a man to save sinners. He lived the perfect life that pleases God. (He's the only one who's ever done that!) He offered it up to God His Father as the perfect sacrifice for sins when He suffered and died on the cross. Then, on the third day, Jesus rose from the dead in victory. He had fully paid for the sins of God's people, so they wouldn't have to! Now all who turn away from their sins and trust in Jesus as their Savior will receive forgiveness of sins and eternal life with God. They will be His very own special people who will know Him and enjoy Him forever. We can be God's people, too, if we turn from our sins and trust in Jesus as our own Savior.*

## **Song Game: Pass the Secret Sign**

### **Materials**

Sign Language signs used in song, particularly choose words with important meanings you want the children to learn, such as “grace”, “redeem”, etc.

Bag or bowl

Blindfold

### **Preparing the Game**

1. Cut out signs and put in bowl.

### **Playing the Game**

1. Practice the song and signs until the children know them well.
2. Have all the children stand in a tight circle, except one, “It,” who will stand in the middle of the circle, blindfolded.
3. Have the children in the circle to put their hands behind their backs. Choose a sign from the bag and hand to a child in the circle, still keeping hands behind their backs, not looking at the sign.
4. When “It” says “Pass the Secret Sign”, the children will begin to pass the sign around behind their backs.
5. When “It” says “Stop the Passing!” the child who has the sign freezes with the sign behind his back.
6. The child with the sign brings it around and looks at it. You can help the child practice the sign.
7. Then take the blindfold off of “It”, watch the child with the card do the sign, then have “It” guess the name of the sign. (If desired, “It” can ask another child in the circle for help with their guess.)
8. The holder of the sign then becomes “It.” Sing the song with all the signs, then repeat.

choose a FEW questions for discussion, then choose the game and/or music activity

**Meditation Version: Romans 5:17**

"For if, by the trespass of the one man, death reigned through that one man, how much more will those who receive God's abundant provision of grace and of the gift of righteousness reign in life through the one man, Jesus Christ."

**Understanding the Bible Verse**

1. What is a trespass? *A breaking of a law.*
2. Who is the "one man" who trespassed against God's law, bringing death to the world? *Adam.*
3. What law did Adam break? *God's law to not eat from the Tree of the Knowledge of Good and Evil.*
4. What is another word for trespass? *Sin.*
5. What is sin? *Saying, doing, thinking, being anything that does not please God.*
6. What is death? *Death is not just our bodies dying. It is also something that happens in our hearts. We are cut off from the fellowship of God that He made us to enjoy with Him. If we do not turn from our sins, confess them to Jesus and trust in Him to save us from our sins, then our final punishment will be eternal death. It will punishment that never ends, away from God and everything that is good.*
7. How does death now reign in our world? *All people are sinners. Only people without sin—as Adam and Eve were in the beginning—can be accepted by God on their own merit. Since people are only sinners, they all deserve death. Death "reigns" here, because there is nothing we can do on our own to get out of dying.*
8. If death "reigns" here on earth, how will anyone know eternal life with God? *By God's abundant provision of grace and the gift of righteousness through Jesus Christ.*
9. What is God's "abundant provision of grace"? *Grace means a free gift we do not deserve. An abundant provision means to provide someone with more than they need. Through Jesus' death on the cross, God gives to all the free gift of forgiveness of sins even more than we need.*
10. How is righteousness and how does the gift of righteousness reign in life through the one man, Jesus Christ? *Righteousness is being completely without sin before God. We are all sinners. We can never be righteous before God on our own. But Jesus, the Son of God, came to earth to live as a man—fully God and fully man. He is the only human to ever live a completely perfect life. He offered it up on the cross as the perfect sacrifice for the sins of all who will ever turn and trust in Him. He gives it to them as a gift. No longer will they have to suffer the punishment of death like others. They will "reign" in life—eternal life—with God forever because of what Jesus has done for them.*

**Bible Truth Connection Question**

1. What does the verse have to do with our Bible Truth? *Adam and Eve passed on their sinful hearts to their children--all of us! That means that we all are born sinners. How terrible! But God promised to show mercy to all who look in faith to the Savior who would crush Satan's power. Yes! All who turn from their sins and trust in Jesus are saved from the punishment they deserve from God for their sins. Sin came through one man, Adam. But Jesus, the Son of God and the son of man, gives His grace and perfect righteousness--everything they need to be saved!*

**Story Connection Questions**

1. What does the verse have to do with our story? *Adam and Eve didn't just sin once then stop sinning. Their sin brought the reign of death into the world for all. They could see that in their children...and it would keep on spreading. But God gave them a promise of hope. He would send them a Savior. They looked forward in faith to this Savior who could crush Satan and bring the reign of life to those who trust in Him.*

**Life Application Questions**

1. What can we do to fight the "reign of death" in ourselves? *By turning from our sins and trusting in Jesus as our own Savior.*
2. What can we do to help fight the reign of death in our world? *Tell others the good news of Jesus that they might be saved.*

**ACTS Questions**

1. What is something we can praise God for from this Bible Verse? *Praise God for being the Giver of Grace and Righteousness to sinners.*

2. What are sins we can confess to God from this Bible Verse?

*That we have all turned away from God. We deserve God's punishment! We need a Savior!*

3. What is something we can thank God for from this Bible Verse?

*We can thank God for sending Jesus to bring God's abundant grace and righteousness to all who turn away from disobeying God and trust in Jesus as their own Savior.*

4. What is something we can ask God for from this Bible Verse?

*We can ask God to work in our hearts that we would want to turn away from disobeying Him and trust in this wonderful Jesus as our own Savior. We can ask Him to give us His abundant grace and righteousness through faith in Jesus.*

**The Gospel**

1. Why do we need God's abundant grace and righteousness? How can we receive it? What is the gospel?

*God is the good Creator and King of the world. He made people to worship Him and live by His good laws. But we are all sinners who have rebelled against Him. We all deserve death--God's just, eternal punishment for our sins. How terrible! But God has good news for us. In His great mercy, God sent His Son Jesus to earth to save sinners. Yes, Jesus, the perfect Son of God, left His home in heaven and became a man. He lived the perfect life that pleases God. (He's the only one who has ever done that!) He offered it up to God His Father as the perfect sacrifice for sins when He suffered and died on the cross. Then, on the third day, Jesus rose from the dead in victory. He had fully paid for the sins of God's people, so they wouldn't have to! Now all who turn away from their sins and trust in Jesus as their Savior will receive forgiveness of sins and eternal life with God. They will be His very own special people who will know Him and enjoy Him forever. We can be God's people, too, if we turn from our sins and trust in Jesus as our own Savior.*



## Game: Cross the Raging River

### Materials

Bible verse written up in large print so that all can see  
Two yardsticks or long pieces of rope

### Preparing the Game

Make up some questions about the verse and/or story (use the Bible verse Discussion and Story Review Discussion Questions).

### Learning the Verse

Some or all of your children may be non- or early readers. Teach the verse in sections, having them say it after you. Repeat a few times. Add clapping or other movement as they say it.

### Directions

1. If desired, lead the children in a discussion of a **FEW** of the most important questions before beginning game.
2. Explain the game to them as follows:  
Have the children line up in a straight line behind the leader. Explain to them that there's a river to cross and they get to jump the bank without getting wet. Each child will say the verse and then jump across the two yardsticks/ropes lying next to each other on the floor. After each round, the sticks/ropes will be separated by more space, making it a wider river to jump across. As the river gets wider, some children will not make it but "fall in". Explain to them that they are stuck in the river unless they can answer a question (that you make up) about the Bible verse or the story. Feel free to let a child "stuck in the river" ask another child for a "lifeline" and help them answer their question.

Game continues as time and attention span allow.

Caution: Avoid accidents by not letting the "river" get too wide.

### Optional TAKING IT TO OTHERS Activity: Quiz Questions

Have the children choose a few of the questions from the game to ask the parents/other children during TAKING IT TO OTHERS time. Help pre-readers by whispering the question in their ear and letting them ask it aloud to the parents/other children. Make sure you read the Bible verse aloud before you ask your questions.

Directions:

1. Write words to song in large print before class.
2. Play the song for the children, helping them follow along on the song sheet.
3. Discuss the song, using a few questions from the discussion sheet. *Don't use them all!*
4. Introduce sign language for key words of your choice from sign language sheet for your song. Use as few or as many as you think the children can learn.
5. Sing and sign the song. Sign language as well as large format lyrics and sheet music are found in the PFI Unit Songbook or online.
6. If desired, play the Song Game.

**Optional TAKING IT TO OTHERS Activity: Presenting and Singing the Song**

1. Sing and sign the song, encouraging the watching children/parents to join in.
2. Ask the class some of the questions listed below. The Bible Truth Connection Question is particularly good to help them understand how the song ties in with the Bible Truth.

**For If by the Trespass**

“For if, by the trespass of the one man,  
 death reigned through one man,  
 For if, by the trespass of the one man,  
 death reigned through one man,  
 Then how much more will those who receive  
 God’s abundant grace and righteousness  
 Reign in life, Reign in life,  
 Through one man, Jesus Christ.”  
 Romans Five, seventeen.

**Listen to it on PFI ESV Songs 6, Track 13**

## Song Game: Mimic Me!

### Materials

Sign Language  
 Song

### Preparing the Game

None.

### Playing the Game

1. Practice the song and signs until the children know them well. Choose a person to be the leader and let them decide upon an action for everyone to do as they sing the song, such as jump on one foot, etc.
2. Sing the song while doing the chosen action.
3. Select another child to be the leader.
4. If desired, you can choose a different action for different important words in the song, such as jump on one foot when you sing the word “grace”, but clap your hands when you sing the word “Jesus”. Ask the children the meaning of each of the words before adding in their action.

Game continues as number of questions, time, and attention span allow.

**STORY REVIEW**

Directions: Read and discuss Bible Truth, using a FEW of the questions. Play game. Feel free to modify the game to fit your children.

**General Story Questions**

1. How did Adam and Eve see the consequences of their sin in creation? *Thorns, weeds, wild animals in God's creation. Pain in childbirth for Eve. Sin in their own hearts. Sin in the hearts of their children.*
2. How did Adam show his faith in God? *He called his wife "Eve"—mother of the Living—believing that God would send His Savior to crush Satan and bring Life to those who trust in Him.*
3. How did Eve show her faith in God? *By praising Him for helping her to bring forth a son. She could see He was fulfilling His promise to send the Savior through one of her children.*
4. What did Adam and Eve pass onto their children that they did not want to pass on? *Their sinful hearts.*
5. What hope could Adam and Eve give their sinful children? *They could tell them the story of God's creation, their rebellion, God's punishment for sin, and His promise to send a Savior to crush Satan.*
6. How did Abel show that he worshiped the LORD? *He gave Him the best of his firstborn flocks. He counted the LORD more important than himself.*
7. How did Cain show that he did NOT worship the LORD? *He only gave some of his crops. He didn't make sure to give God the best. He was showing that he didn't really think God was more important than himself.*
8. Why didn't God accept Cain's sacrifice? *He did not truly worship God in his heart.*
9. How did Cain react to God's rejection of his sacrifice? *Very angry and downcast.*
10. What did God urge Cain to do to be accepted? *Offer the right sacrifice; Master sin before it mastered him.*
11. What did Cain do instead of listening to God's warning? *He killed Abel out in a field.*
12. What did Cain do when God asked him what happened? *Tried to hide his sin.*
13. What punishment did God give Cain? *Cursed the ground so it would not grow crops for him; sent him to be a wanderer all the rest of his life.*
14. How was God merciful to Cain in his punishment? *Put a mark on him so no person would kill him.*
15. How did God renew His promise to Adam and Eve? *He gave them another son named Seth who trusted in the LORD.*
16. Who is a child of the Promise? *A person who believes God's promise to save them through the Savior Jesus.*
17. Why are people who do not put their trust in Jesus as their Savior "offspring of the serpent?" *Like Satan, they choose to harden their hearts and keep rebelling against God, even though they know the truth.*

**Bible Truth Connection Questions**

1. What does our story have to do with our Bible Truth? *Adam and Eve who were sinless at first, but Cain and Abel were born sinners. Their parents had passed their sinfulness down to them.*
2. How did we get our sinful hearts? *They were passed down to us from Adam and Eve, generation after generation.*

**Bible Verse Connection Question**

1. What does the story have to do with our Bible Verse: Romans 5:17: "For if, by the trespass of the one man, death reigned through that one man, how much more will those who receive God's abundant provision of grace and of the gift of righteousness reign in life through the one man, Jesus Christ.?"  
*Adam and Eve didn't just sin once then stop sinning. Their sin brought the reign of death into the world for all. They could see that in their children...and it would keep on spreading. But God gave them a promise of hope. He would send them a Savior. They looked forward in faith to this Savior who could crush Satan and bring the reign of life to those who trust in Him.*

**Life Application Questions**

1. How can we become children of the Promise? *By turning away from our sins and trusting in Jesus as our Savior.*

**ACTS Questions**

1. What's something we can praise God for from this story? *Praise God for being so merciful to sinful people. Praise God for being the Savior of His people.*
2. What's something we can confess from this story? *Confess that many times, like Cain, we do not honor as we should. We do not give Him the best and highest honor that He deserves. We give Him only what we want to give Him. We deserve His punishment. We need a Savior!*
3. What's something we can thank God for from this story? *We can thank God for promising to send a Savior to save all those who turn from their sins and trust in Jesus as their Savior.*
4. What is something we can ask God for, from this story? *We can ask God to work in our hearts, helping us to turn away from our sins and trust Jesus as our own Savior. We can ask Him to make us children of the Promise, who love Him and want to live lives that please Him.*

**The Gospel**

1. We are all born sinners. We choose to disobey God, even from birth. Is there any hope for us? What is the gospel? *God is the good Creator and King of the world. He made people to worship Him and live by His good laws. But we are all sinners who have rebelled against Him. We all deserve death--God's just, eternal punishment for our sins. How terrible! But God has good news for us. In His great mercy, God sent His Son Jesus to earth to save sinners. Yes, Jesus, the perfect Son of God, left His home in heaven and became a man. He lived the perfect life that pleases God. (He's the only one who has ever done that!) He offered it up to God His Father as the perfect sacrifice for sins when He suffered and died on the cross. Then, on the third day, Jesus rose from the dead in victory. He had fully paid for the sins of God's people, so they wouldn't have to! Now all who turn away from their sins and trust in Jesus as their Savior will receive forgiveness of sins and eternal life with God. They will be His very own special people who will know Him and enjoy Him forever. We can be God's people, too, if we turn from our sins and trust in Jesus as our own Savior.*

## Game: Go Fish

### Materials

Broom stick or pole  
String  
U-shaped magnet  
Paper clips, 1 per question  
Construction paper  
Scissors  
Basket/Pail  
Story Review Questions

### Preparing the Game

1. Choose 20+ questions for your game from the Story Review Discussion Questions, or make up your own.
2. Cut out fish (different sizes and shapes, if desired), one per question. Write a question on each fish. And assign a point value to each fish based on difficulty. Attach a paper clip to the mouth of each fish. Place the fish in the basket. Attach the magnet to one end of the string and the pole to the other end.

### Playing the Game

Divide the children into two teams. Teams will take turns catching fish by hooking them with the magnet and the paper clip. The question is then read to the child/team. A correct answer is worth as many points as is indicated on the fish. If answered incorrectly, the question goes to the other team for a possible one point.

Play continues as questions last, or as time and attention span allow.

### Non-competitive Option

Don't split into teams. Have the children take turns catching fish and answering the questions together.

### Optional TAKING IT TO OTHERS Activity: Quiz Questions

Have the children choose a few of the questions from the game to ask the parents/other children during TAKING IT TO OTHERS time. Help pre-readers by whispering the question in their ear and letting them ask it aloud to the parents/other children.

**CASE REPLAY ACTIVITIES**

Use this guide to review the Case Story and act it out for others to enjoy!

**CASE REPLAY, JR: YOUNGEST CHILDREN**

**Description:** The children will act out the story together, everyone doing the same action/sound effect at the same time. This activity is most suitable for kindergarteners.

**Materials**

The Case RePlay, Jr. script for younger children

**Preparation**

1. Read through the script and write in the blanks along the side possible actions/sound effects the children could do to act it out.

**Instructions**

1. Tell the children that they will be re-enacting the story together as you tell it.
2. As you read the script, lead the children in actions/sound effects to do with you.
3. If desired, you can read the script and stop at certain sentences and ask them what a good action/sound effect would be to act out what you just read.
4. Repeat the re-enactment one or two times more.

**CASE REPLAY, SR: OLDER CHILDREN**

**Description:** The children act out the story as a three-scene play. You will narrate it using the Case RePlay, Sr. script and they will act it out (no spoken words, for the most part), with each child assuming a different character's role. This activity is most suitable for first grade and up. You will review the story, then practice it a few times before performing it for others.

**Materials**

The Case RePlay, Sr. script  
White board or other large format paper  
Costumes and props

**Preparation**

1. Prepare for the play by choosing costumes and props for each character in the story. Decorate the area with any scenery props.
2. Write the words "Beginning," "Middle," "End" on a large piece of paper/whiteboard with plenty of space under each heading. You will use this paper to help the children think about the story as a three-scene play, as it is presented in the script.

**Instructions**

1. Tell the children that they will get to act out the story as a three-scene play, with a beginning, middle and end section. Tell them that before they can act it out, they need to think it out. as you narrate it with your script.
2. Take the children's answers as they recount the story, helping them put key incidents in the right order.
3. If desired, when they have filled in their Beginning, Middle, End, read through your whole (real) script, so they hear exactly what you will have them act out.
4. Then tell the children that it's time to practice acting out the story.
5. Assign parts to each child. If you are using costumes, do NOT give them out at this point. They will be a distraction.
6. Have all the children sit on the floor or in chairs on one side of the "stage," then call the characters up in place as their part in the story comes.
7. As you read the script, guide the children in where you want them to move or do to act it out.
8. After going through the whole script once, give out any costumes and props and act out the script once or twice more.

**Optional TAKING IT TO OTHERS Activity: Re-enacting the Story**

Read the script as the children act out together (younger) or assuming different roles (older) as the other children or the parents watch.

**CASE REPLAY, JR--YOUNGER KIDS (KINDERGARTEN) P.2**

“Welcome to our play! The name of our story is called: The Case of the Gift No One Wanted.

This is an Old Testament story. It takes place in the Garden of Eden, back in the beginning of the world.

And now we present: “The Case of the Gift No One Wanted.”

**Actions:**

**Scene 1:**

Adam and Eve disobeyed God by eating the fruit from the Tree of the Knowledge of Good and Evil. Oh, how quickly they felt the consequences of their sin! God sent them out of their wonderful home in the Garden. Adam struggled to work the ground for their food. Many of the animals became wild and dangerous to them. Eve suffered as she was pregnant and had children. All around them and inside their hearts, they could see sin’s sad effects... and they knew it was all their fault! How good it was that they had God’s promise to send a Savior to trust in! Adam calls his wife “Eve”—the Living—believing child of Eve will one day crush Satan. Eve praises God for helping her give birth, seeing her child as the beginning of His answered promises.

---

---

---

---

---

**Scene 2:**

Adam and Eve soon see they have passed their sinfulness down to their sons, Cain and Abel. Neither of these boys certainly was the Savior God promised to send. All Adam and Eve can do to encourage their sons to put their faith in God, too. Abel turns to the LORD in faith. He shows his worship and faith in God by offering the best of his firstborn flocks to Him. The LORD accepts his sacrifice and counts Abel as righteous— clean of sin before Him—because of his faith in Him. Cain does not turn to the LORD in faith. He brings the LORD an offering from his crops, but it is not the best of the harvest. He shows that he does not truly worship God. The LORD does not accept Cain’s sacrifice. Cain is furious and downcast. The LORD urges him to do what is right so that he would be accepted. He warns Cain that sin is wanting to master him.

---

---

---

---

---

**Scene 3**

Cain rejects the LORD’s words. Instead, Cain walks with Abel out into a field with him and kills him. The LORD asks Cain where Abel is, but Cain tries to hide the truth from Him. Nothing can be hidden from God. The LORD tells Cain He knows he killed Abel. The LORD punishes Cain by cursing the ground so it will not grow his crops and sending him away from Eden to be a wanderer forever. Cain despairs that he can not bear being sent out of God’s presence and made a wanderer. Someone will kill him. The LORD shows mercy on Cain by placing a mark on him for all to know that they are not to kill him. The LORD renews His promise to Adam and Eve to send the Savior by giving her another child. Seth is a child of the Promise, like Abel was: a sinner, yet looking forward in faith to the Savior.

---

---

---

---

---

**Bible Truth Tie-In:**

The Bible Truth we are learning is: **All People Are Born Sinful, All People Need God’s Mercy.** Adam and Eve’s sin didn’t just affect them, they passed down their sinfulness to their children. Like Adam and Eve, their children’s only hope of salvation was through the promised Savior.

---

## **CASE REPLAY, SR--OLDER KIDS (1ST GRADE AND UP) P.3**

"Welcome to our play! The name of our story is called: The Case of the Gift No One Wanted.

This is an Old Testament story. It takes place in the Garden of Eden, back in the beginning of the world.

The characters in our story are: Adam and Eve, Cain and Abel, and people.

And now we present: "The Case of the Gift No One Wanted."

### **Scene 1: (Beginning)**

Adam and Eve disobeyed God by eating the fruit from the Tree of the Knowledge of Good and Evil. Oh, how quickly they felt the consequences of their sin! God sent them out of their wonderful home in the Garden. Adam struggled to work the ground for their food. Many of the animals became wild and dangerous to them. Eve suffered as she was pregnant and had children. All around them and inside their hearts, they could see sin's sad effects... and they knew it was all their fault! How good it was that they had God's promise to send a Savior to trust in! Adam calls his wife "Eve"—the Living—believing child of Eve will one day crush Satan. Eve praises God for helping her give birth, seeing her child as the beginning of His answered promises.

### **Scene 2: (Middle)**

Adam and Eve soon see they have passed their sinfulness down to their sons, Cain and Abel. Neither of these boys certainly was the Savior God promised to send. All Adam and Eve can do to encourage their sons to put their faith in God, too. Abel turns to the LORD in faith. He shows his worship and faith in God by offering the best of his firstborn flocks to Him. The LORD accepts his sacrifice and counts Abel as righteous— clean of sin before Him— because of his faith in Him. Cain does not turn to the LORD in faith. He brings the LORD an offering from his crops, but it is not the best of the harvest. He shows that he does not truly worship God. The LORD does not accept Cain's sacrifice. Cain is furious and downcast. The LORD urges him to do what is right so that he would be accepted. He warns Cain that sin is wanting to master him.

### **Scene 3: (End)**

Cain rejects the LORD's words. Instead, Cain walks with Abel out into a field with him and kills him. The LORD asks Cain where Abel is, but Cain tries to hide the truth from Him. Nothing can be hidden from God. The LORD tells Cain He knows he killed Abel. The LORD punishes Cain by cursing the ground so it will not grow his crops and sending him away from Eden to be a wanderer forever. Cain despairs that he can not bear being sent out of God's presence and made a wanderer. Someone will kill him. The LORD shows mercy on Cain by placing a mark on him for all to know that they are not to kill him. The LORD renews His promise to Adam and Eve to send the Savior by giving her another child. Seth is a child of the Promise, like Abel was: a sinner, yet looking forward in faith to the Savior.

### **Bible Truth Tie-In:**

The Bible Truth we are learning is: **All People Are Born Sinful, All People Need God's Mercy.** Adam and Eve's sin didn't just affect them, they passed down their sinfulness to their children. Like Adam and Eve, their children's only hope of salvation was through the promised Savior.



## The Fat, Firstborn Flocks of Abel

### Description

Children will make fat sheep out of eggshells and cotton swab tips.

### Materials

Black construction paper

Eggs, 1 or more per child

Cotton swabs tips or mini pom-poms, enough for each child to cover their sheep egg(s).

Strong craft glue

Jiggly eyes

Needle or ice pick

Toothpicks or sponge pieces

Pencils

Paper punch

Hot glue gun and glue sticks (optional)

### Preparing the Craft

1. Cut out strips of black construction paper, 1" by 3", four per each sheep.
2. Cut 2 of Pattern #1 (ears) per sheep out of black construction paper.
3. Use paper punch to make lots of black dots out of the construction paper, about 8 or 10 per sheep.
4. Use the needle or ice pick to bore a 1/8" hole in each end of each egg. Blow into one hole, blowing the yoke out the other end. Alternately, you could just hard-boil the eggs and decorate them like that. If you use the hard-boil approach, make sure to keep the eggs refrigerated until ready to use.
5. Cut ends off of the cotton swabs.
6. Set out supplies.

### Making the Craft

1. Show the sample of the craft you have made.
2. Have the children use toothpicks or sponge pieces to spread glue onto the egg.
3. Have them glue a circle of the hole punch dots into one end of the egg.
4. Fold down base of ears and glue base down to the egg. Then, fill in the rest of the egg with cotton swab tips or with pom-poms, leaving space on the bottom of sheep for legs.
5. Glue two jiggly eyes in place over the black dots.
6. Make legs for sheep by wrapping the strips of black construction paper tightly around a pencil and gluing down the end. Slip off of pencil and use glue to stick each leg onto the sheep. You may need to remove a few cotton swabs/pom-poms to make room for the legs. You may find that the legs stay most firmly in place by using a glue gun to secure them in place. Do this for the children.

### Optional TAKING IT TO OTHERS Activity: Craft Presentation

If you are presenting the craft to other children or parents the children can hold up their crafts (or your model craft) and read their Bible Truth Connection answers to explain the importance of the craft.

**CASE CRAFT****Discussion Guide****Instructions:**

As the children are settled into making their craft, ask them these questions to help them understand the craft's significance. Use the answers provided to guide the children's answers.

**Discussion Questions**

1. What was Abel's worship gift to the Lord like?

*It was from his best flocks--the fattest, firstborn.*

2. Why did Abel give the Lord an offering like this?

*Abel was showing that he worshiped the Lord above all.*

3. What sad thing did Abel know about himself? What did he deserve? Who did he trust to help him?

*Abel knew himself to be a sinner, deserving God's judgment. He put his faith in the Lord to save him. He looked forward to the day of the promised Savior.*

4. What is the Bible Truth that we are learning? *All People Are Born Sinful, All People Need God's Mercy.*

5. What does our craft have to do with our Bible Truth: All People Are Born Sinful, All People Need God's Mercy?

*Abel knew that he was a sinner deserving nothing but punishment from the Lord. Yet, he believed the Lord's promise to send a Savior to save him. The LORD counted Abel's faith as righteousness—made clean of sin before God.*

6. What can this craft help us remember?

*We are sinners who God will accept as clean of sin if we trust in Jesus as our Savior.*

**TAKING IT TO OTHERS****Craft Presentation****Instructions:**

Have children hold up your model craft/their crafts. Choose five children (or you say) the five sections below to explain the craft's importance.

**Presentation:**

1. Our craft is: The Fat, Firstborn Flocks of Abel.

2. On an altar outside the Garden of Eden, Abel offered the Lord a worship gift from the fattest, firstborn of his flocks. He worshiped the Lord by giving Him his best. He knew himself to be a sinner and put his faith in the Lord to save him. He looked forward to the day of the promised Savior.


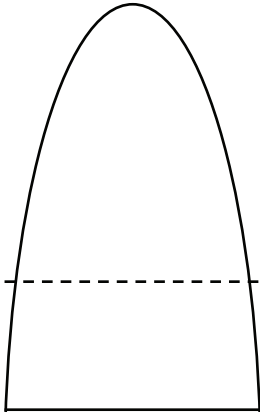
3. Bible Truth 3 is: All People Are Born Sinful, All People Need God's Mercy.

4. Abel knew that he was a sinner deserving nothing but punishment from the Lord. Yet, he believed the Lord's promise to send a Savior to save him. The LORD counted Abel's faith as righteousness—made clean of sin before God.

5. Our craft can help us remember that we are sinners who God will accept as clean of sin if we trust in Jesus as our Savior.

Note: Even non-readers can participate in presenting the craft, if you will whisper what they are to say in their ear and let them say it aloud for the others to hear.

Craft Pattern #1  
Sheep Ears





**BEFORE CLASS:****1. PICK YOUR PERSON**

VIPPs can be anyone in your church! Typically, they fall into 6 categories: Church staff, Elders, Deacons/deaconesses, Special Volunteers (people who aren't paid, but spend a lot of time helping out in particular ways), Supported Workers (aka missionaries), and Church Members.

**2. GATHER YOUR FACTS**

Use the VIPP Information Sheet to write down the facts about your VIPP. The information on this worksheet is used in the VIPP activities, listed in the "Choose an Activity" section below.

**DURING THE ACTIVITY:****1. INTRODUCE YOUR VIPP**

Introduce your VIPP to the children, using the VIPP Information Sheet. Fill in a set of VIPP Clue Cards with the information for your VIPP. If desired, you can even have the actual person come into class for the children to meet.

Need help describing what someone does for the church in a kid-friendly way? Check out the list of common VIPPs on the Praise Factory website in the PFI resources. There are lots of kid-friendly descriptions for common VIPP's, such as pastors, elders, deacons and a lot more.

**2. PRAY!**

Lead the children in praying for the VIPP. Ask the children if they would like to pray for one of the VIPPs prayer requests. Even non-readers can pray for the VIPP if you whisper the prayer request in their ear, then let them say it aloud. Never force a child to pray!

**3. CHOOSE AN ACTIVITY**

There are two activities you can use to help the children learn about the VIPP:

**VIPP Clue Cards:** These are nine coloring sheets in which children fill in the nine things they learn about the VIPP from the VIPP Information Sheet. Photocopy a set of each child. Use as few or as many of these Clue Cards as you desire.

**VIPP Game:** This is a game that uses a set of Clue Cards for one or two VIPPs.

Choose a VIPP and fill in his/her information on the VIPP Information Sheet. Fill in a set of VIPP Clue Cards with the information for your VIPP. Tell the children about the VIPP, having them fill in the VIPP Clue Cards with the key facts as they learn them. Write any words the children need to write on a white-board or other piece of paper so they can see how to spell them. Help younger children write these words on their clue cards. Ideas for how to tell the children about many common VIPPs are listed at [praisefactory.org](http://praisefactory.org) with the resources for this Bible Truth.

**Optional TAKING IT TO OTHERS Activity: Introduce and Pray for the VIPP**

If you are presenting the VIPP to other children or parents you can assign children to hold up the 10 clue cards and say what each card tells about the VIPP. (Or, you can have the children hold them up as you tell what each one means.) Then lead the children in praying for the VIPP.

## Game: Hit the Wall

### Materials

Information Sheet for one VIPP

2 Set of Clue Cards

8 8.5" x 11" Manilla Envelopes

Nerf Ball or other soft ball for indoor use

### Preparing the Game

1. Fill in one set of clue sheets for the VIPP you are using.
2. Tape the other (blank) set of Clue Cards to the outside of the manilla envelopes.
3. Put the filled-in clue cards in the corresponding envelope.
4. Tape the envelopes to the wall.

### Playing the Game

**Reveal:** Tell the children about the VIPP, showing them your filled-in clue cards as you tell about them.

**Review:** Have the children take turns trying to hit an envelope with the ball. The teacher (or the child) tells the Clue Card category. The other children try to remember what the VIPP's answer was. Open it up and see if they got it right. If they did, the Clue Card is retired. If not, it can be added back into the Clue Cards to be aimed at.

# **VIPP INFORMATION SHEET**

## **VIPP NAME:**

\_\_\_\_\_

## **WHAT VIPP LOOKS LIKE**

Man or Woman? \_\_\_\_\_

Hair color? \_\_\_\_\_

Eye color? \_\_\_\_\_

## **FAVORITE ANIMAL**

\_\_\_\_\_

\_\_\_\_\_

## **FAVORITE FOOD**

\_\_\_\_\_

\_\_\_\_\_

## **FAVORITE FREE TIME ACTIVITY**

\_\_\_\_\_

\_\_\_\_\_

## **WHAT VIPP DOES DURING WEEK**

\_\_\_\_\_

\_\_\_\_\_

\_\_\_\_\_

\_\_\_\_\_

## **VIPP GROUP OF SERVICE:**

Church Member

Deacon

Elder

Church Staff

Special Volunteer

Supported Worker  
(Missionary)

## **3 WAYS VIPP SERVES CHURCH**

\_\_\_\_\_

\_\_\_\_\_

\_\_\_\_\_

\_\_\_\_\_

\_\_\_\_\_

\_\_\_\_\_

\_\_\_\_\_

\_\_\_\_\_

## **3 WAYS TO PRAY FOR THE VIPP**

\_\_\_\_\_

\_\_\_\_\_

\_\_\_\_\_

\_\_\_\_\_

\_\_\_\_\_

\_\_\_\_\_

\_\_\_\_\_

\_\_\_\_\_





## **BIBLE TRUTH 3, LESSON 2: PLANNER/OVERVIEW**

### **GETTING STARTED: Welcome and Opening Songs** (*introduce unit and get kids moving with these songs*)

**Welcome to Praise Factory:** PFI: Praise Factory Investigators Theme Song *PFI ESV Songs 6, Track 1*

**Rules to Help Us Worship God and Love One Another:** WoGoLOA Classroom Rules Song  
*PFI ESV Songs 6, Track 2*

**Big Question Under Investigation:** Big Question 6 Songs *PFI ESV Songs 6, Tracks 3,4*

**Big Question Bible Verse:** Romans 5:12 Song: Sin Came Into the Word *PFI ESV Songs 6, Track 5*  
*Extra Bible Verse Song: Sin Came into the World (version 2) PFI ESV Songs 6, Track 6*  
*Extra Bible Verse Song: You Must Not Eat, Eat, Eat: Genesis 2,3 PFI ESV Songs 6, Track 7*

### **DIGGING DEEP DOWN: Key Concept and Story** (*introduce the Bible Truth and tell the related story*)

**Bible Truth 3:** All People Are Born Sinful, All People Need God's Mercy

**Bible Truth Hymn:** Come, Ye Sinners, Poor and Needy, v.3 *PFI ESV Songs 6, Track 12*

**Bible Verse:** Romans 5:17

**Bible Verse Song:** For If by the Trespass *PFI ESV Songs 6, Track 13*  
*Extra Bible Verse: The LORD Looks Down: Psalm 14:2-3, HCSB PFI ESV Songs 6, Track 14*  
*Extra Bible Verse: All We Like Sheep: Isaiah 53:6, ESV PFI ESV Songs 6, Track 15*

**Lesson 2 Story of the Saints:** The Case of the Unsinkable Message

### **TAKING ACTION: Response Activities** (*choose from among these activities*)

**Snack and Discussion Planner:** Food of the Poor, Drinks of the Rich, and Icebergs

**ACTS Prayer:** Prayer Sheet

**Bible Truth Review:** Discussion Questions and Game: Storks

**Bible Truth Hymn:** Come, Ye Sinners, Poor and Needy, v.3 *PFI ESV Songs 6, Track 12*  
Song, Sign Language and Song Game: Word Take Away **PFI ESV Songs 6 BOOK or ONLINE**

**Bible Verse Review:** Romans 5:17 Discussion Sheet and Game: Duck, Duck, Goose

**Bible Verse Song:** For If by the Trespass Romans 5:17 *PFI ESV Songs 6, Track 13*  
Song, Sign Language and Song Game: Big Voice, Little Voice **PFI ESV Songs 6 BOOK or ONLINE**

**Story Review:** Discussion Questions and Game: Windssock Wall Ball

**Case Replay, Jr: Drama Activity for Youngest Children** (children do same story actions together)

**Case Replay, Sr: Drama Activity for Most Children** (children re-tell story with individual parts)

**Craft:** The Money and Jewels of the Rich

**VIPP (Very Important Prayer Person) Prayer Time:** Coloring Sheets (back of book) & Game: Beanbag Toss In

### **TAKING IT HOME: Take Home Sheet for Review and Family Devotions**

**PFI Pronto:** Bible Truth 3, Lesson 2 **PFI ESV Prontos 6 Book or ONLINE**

**The Case of the Unsinkable Message**

by Connie Dever

**Our story is called:****The Case of the Unsinkable Message.****As you listen to the story, see if you can figure out:**

1. Who told the unsinkable message? Why did he tell this message even as he sank?
2. What was the unsinkable message? What difference did it make?

This story doesn't take place in Bible times. It takes place in the 1912, beginning in Glasgow, Scotland.

Glasgow was a big city built on beautiful, misty hills, next to the River Clyde. But while the hills and river reflected the beauty of God's creation, the city itself sadly reflected the sin and suffering that came into the world when Adam and Eve rebelled against God, long ago.

Many of the people of Glasgow were miserably poor. Large families were crowded into small, dirty apartments, without even a bathroom. Most men, women, and even children worked long hours, six days a week, in factories which everything from giant ships and train tracks to textiles (fabric and clothes making) and lace. The long hours in terrible conditions paid very little and made many sick.

In their hearts, the people of Glasgow suffered, too. God had created them to find their joy and comfort in Him; but like all humans since Adam and Eve, these people had broken fellowship with Him. Instead of turning to God to help them and save them, they turned to gambling, cussing, prize fighting and getting drunk on beer and whiskey as a way to deal with their sorrows.

Many people didn't even try to help the poor of Glasgow. They looked at their run-down houses and their bad habits and wanted nothing to do with them. "There's no hope for these people! Why should we bother? Nothing can change them," they thought.

But there were some in Glasgow who disagreed, especially a man named John Harper. "Yes," said John, "these poor people live sad and sinful lives, but so have all people, since the time when Adam and Eve rebelled against God. There's no way that we can save them, but God can. He promised Adam and Eve He would send a Savior to crush Satan. His promise was for all who turn from their sins and believe in the LORD Jesus Christ. I'm

going to tell these poor people of about Jesus. I'm going to pray to God to save them." John had a heart to do one thing and to do it to the end. He worked bring people out of lives filled with sin and death to wonderful fellowship with God through Jesus-- including those poor people of Glasgow.

John began to wait by the factory gates for the people at lunchtime. As they ate their bread and butter sandwiches, he told them about Jesus. He went to their shabby houses as well as the places where they drank, gambled and watched prize fighters, and he told them about Jesus there, too. He invited them to come to his church and prayed over every seat, in one by one, that God would fill it on with someone who turn from their sins and trust in Jesus as their Savior.

God blessed John's efforts. Many people were saved. Their lives were still very hard, but God filled their hearts with joy and peace. They were changed people! God used John mightily and soon, other churches invited him to speak to them, too. One church in Chicago asked him to come preach for three whole months. John believed the LORD wanted him to go. He booked tickets for him and his little daughter, Nana, to sail to New York on none other than the Titanic, the amazing new ship about to set sail to America for the first time.

When John and Nana boarded the Titanic, it was more than they imagined. It was the largest man-made, movable object ever built, and the most powerful ship in the world! It was 883 feet high—about as tall as an eleven-story building. It carried over 800 crew and 1200 passengers. Best of all, White Star, the company who owned the ship, claimed that the new, watertight compartments made the ship unsinkable. One crew

**Story-telling Tips**

Ahead of time:

1. Read the Bible verses and story. Pray!
2. Create story cue cards on index cards (or highlight text).
3. Practice telling story dramatically, timing your presentation. Shorten, if necessary to fit your allotted time.
4. Decorate area with story props that help bring your story alive.

During your presentation:

1. Maintain as much eye contact as possible as you tell the story. Point to/use props at important points in the story. Include the kids in your story with a few questions about what they think will happen or words/concepts that might be new to them.
2. Watch the kids for signs that their attention span has been reached. Shorten, if necessary.

member even boasted that not even God Himself could sink the ship!

The Titanic wasn't just big and safe; it was elegant as well. The drawing rooms had crystal chandeliers and people dined off of plates of finest china and gold. There were steamy Turkish baths, mechanical camels and horses to ride, beautiful fireplaces in the rooms, and the first swimming pool ever put on a boat, but only the first-class passengers (who paid \$55,000 per ticket!!!) could use them. There were plenty of those very wealthy people on board the Titanic that day. Benjamin Guggenheim, whose money came from iron factories; Molly Brown, the woman who had grown rich from gold mines in Colorado; Mr. Straus, the owner of Macy's department store along with his wife were there. Even Colonel John Jacob Astor, the richest man in the world had reserved a room.

John and Nana knew they wouldn't get to do the special things reserved for the very rich, but they would get a peak at them. What a parade of mink coats and jewels it was! But as amazing as the Titanic and its rich passengers were, John thought of only one thing: "These people are lost. Riches won't satisfy them any more than the drinking, gambling and prize fighting could satisfy the poor people of Glasgow. Their lives are hopelessly bound up in sin and suffering, too. They need the Savior Jesus. I'm going to spend this trip praying and telling them about Him, that they might be saved.

God answered John's prayers, for it was for that very reason that God wanted John on that boat, as John was to see, late on the fourth night of the voyage.

The fourth night started out like any other night on the Titanic. Up in the elegant drawing rooms, the rich passengers were dining and dancing. And then at eleven p.m., everything changed. The crew spotted a monstrous, 200,000 ton iceberg straight ahead! The iceberg rammed into the ship's side, causing a huge shower of ice shavings on deck. Many enjoyed the near miss; some even reached out to take ice from the iceberg to put in their drinks. They had no idea that the iceberg had sliced a huge hole in the ship.

"There's a huge tear on the hull," the anxious crew told Captain Smith. "Six of the watertight compartments

are filling with water. What should we do?"

"Seal them off. We must keep the water from spreading to the rest of the ship," the captain commanded.

But it was no use. By a little after midnight, the captain knew the ship was going down. "Shoot off the flares! Muster the lifeboats! Alert the passengers! The Titanic will sink in just a couple hours!" he ordered them.

As the word spread, the passengers broke out into a panic. Everyone began to scramble for the lifeboats, only to find out that there were only enough boats for a few hundred of the 2000 people aboard the ship. Women and children would be boarded first, it was decided. Any remaining spots would be given to men. The rest of the people would have to find some way to survive on floating wreckage in the freezing water... or go down with the ship. Some men did not like this. One man even dressed up like a woman to try to get on a boat. Others stole boats for themselves.

But what about John and Nana? What did they do as the Titanic began to sink? As soon as the alarm was sounded, John knew what the LORD would have him do. The LORD had not sent him on this journey to preach to lost people in Chicago; He had sent him to preach to lost people on the Titanic, that they might be saved for eternal life.

John kissed his daughter with a heart-breaking good-bye, put her in safe hands on one of the lifeboats, and then went to work sharing the good news of Jesus. As he helped people scrambling to the boats he asked, "Do you know Jesus? Are you saved?"

"No," was answer from most.

"Then believe on the LORD Jesus Christ. And you will be saved. It is not too late!" he urged them.

Soon, all the lifeboats were full. That left more than 1500 people still on board. Many panicked as they faced the thought of dying in the icy waters, but not John. He had a heart to do one thing: tell the good news of Jesus to as many as he could! There was no lifeboat to save them for this life, but there was a Savior who could save them for all eternity! That was even better!

"Believe on the LORD Jesus Christ and you shall be saved! Believe on the LORD Jesus Christ and you shall be saved," he told all who would listen.

Before long, the Titanic's stern tipped high in the sky,

and then the mighty ship slid down into the ocean.

Passengers joined hands and leaped into the bitterly cold waters. John was among those in the icy waters. John knew he would not survive long in those freezing waters, but still he didn't panic. He knew he was saved. Soon he would be with Jesus forever. His only thought for those who were about to die and were not saved. Even in the water, John kept on preaching. A man clinging to a piece of wood floated near John. "Man, are you saved?" John called out.

"No, I am not," the man replied.

"Then believe on the LORD Jesus Christ and you shall be saved!" John urged him.

Before the man could answer, a wave swept him away. Before long, though, another wave swept him near again. John called to him again, "Man are you saved now?"

"No, sir. I am not," the man replied again.

So again, John urged him once more, "Believe on the LORD Jesus Christ and you shall be saved."

With that last plea upon his lips, the cold overtook him. John's body slipped into the deep and he died, but his spirit went up into the glorious presence of His beloved LORD Jesus Christ, who he had proclaimed even with his last breath. Little did John know that the man clinging to the wood accepted Jesus.

John had a heart to do one thing and to do it to the end. He labored to bring people out of lives filled with sin and death to wonderful fellowship with God through Jesus—even with his last, dying breath.

The news of the sinking of the Titanic shocked the world. Outside the door of the White Star office crowded anxious friends and family of passengers around two lists posted. On one list was written: "Known to Be Lost." On the other, "Known to Be Saved." Cries of relief or horror went up as the names of loved ones were found on the lists.

John Harper's name appeared on the White Star's "Known to Be Lost" list, for indeed he had been lost to the sea. Many people mourned at the loss of such a wonderful man of God. But there was rejoicing in heaven, as not only John but many others on White Star's lists had believed on the LORD Jesus Christ and were Known to Be Saved from their sins and for eternal life with God.

### Cracking the Case:

**It's time to answer our Case Questions.**

**1. Who told the unsinkable message? What happened to him?** John Harper. He drowned when the Titanic sank.

**2. What was the unsinkable message? What difference did it make?** The good news of salvation through faith in Jesus. All those people on the ship were facing death, yet they would receive eternal life if they repented of their sins and believed in Jesus that very night.

### Something for You and Me

**Our Bible Truth is: All People Are Born Sinful,  
All People Need God's Mercy**

**Our Bible Verse is: Romans 5:17**

"For if, by the trespass of the one man, death reigned through that one man, how much more will those who receive God's abundant provision of grace and of the gift of righteousness reign in life through the one man, Jesus Christ."

John Harper had a heart to do one thing and to do it to the end. He labored to bring people out of lives filled with sin and death to wonderful fellowship with God through Jesus.

What about you and me? Have we turned from our sins and believed in the LORD Jesus Christ? Have we been saved for eternal life with God? God offers His salvation to all who come to Him. And if we have been saved, what is it that we should have a heart to do and do it to the end? Should it not be to bring people out of lives filled with sin and death to wonderful fellowship with God through Jesus?

Let's praise God for His gracious offer of eternal life to all who have faith in Jesus. Let's ask Him to give us hearts like John Harper, who trusted in Jesus to the end of his life and who made telling others about Jesus the labor of his life. *Close in prayer.*

### Closing ACTS Prayer

**A** God, we praise You for being our merciful Savior.

**C** God, we confess that like everyone on that boat, we are sinners who need to repent and believe in Jesus.

**T** God, we thank You for sending people to tell us the good news of Jesus so we can be saved.

**S** God, work in our hearts that we might turn away from our sins and trust in Jesus as our Savior.

# **ACTS PRAYER ACTIVITY**

Use this sheet to write down your ACTS Prayer

## **Instructions:**

Use this sheet to help the children apply the Bible Truth into a prayer. You can use the ACTS provided or even better, have the kids think of their own applications. Also have the children add their personal requests to the prayer, too. Lead the children in the prayer or let them pray sections, with your help. Never force a child to pray! Non-readers can participate by you whispering a section of the prayer into their ear and allowing them to pray it aloud for the group.

## **ADORATION:**

God, we praise You for being so loving and merciful! You sent Your own Son, Jesus, to suffer and die in the place of sinful people like us!

God, we praise You for being.....

---

Add your own Adorations:

---

---

---

## **CONFESSION:**

God, we confess that even this week we have sinned against You! We see that we disobey You in what we do, what we say and what we think. Our very hearts are sinful! We are children of Adam and Eve! We need a Savior!

God, we have sinned against You....

---

Add your own Confessions:

---

---

## **THANKSGIVING:**

Thank You, God for not just treating us as our sins deserve, but sending us a Savior, Your Son Jesus, to save us.

God, we thank You for...

---

Add your own Thanksgivings:

---

---

---

## **SUPPLICATION:**

God, help us to be honest before You and others about our sins. Work in our hearts, that we might turn away from our sins and trust in Jesus as our Savior. Have mercy on us!

God, we need Your help...

---

Add your own Supplication:

---

---

---

---

---

## **SNEAKY SNACK**

Can you figure out how this snack relates to the story?

---

### **Snack: Food of the Poor, Drinks of the Rich...and Icebergs**

(Diet) Ginger ale “fancy drink” with “iceberg” ice chips in it. Bread and butter sandwiches like what the poor factory workers of Glasgow ate for lunch.

This is only a suggestion. Feel free to modify. Be mindful of allergy issues among your children!

**Case Tie-in:** John Harper worked hard to tell the rich and the poor the good news of Jesus. He knew that no matter who they were, they all would die in their sins if they did not repent and trust in Jesus as their Savior.

---

## **SOUL FOOD**

Food for thought during snack time

---

1. What does the snack have to do with the story?

Choose a few questions from the other activity discussion sheets to talk about during this snack time.

2.

3.

4.

5.

6.

7.

Directions: Read and discuss Bible Truth, using a FEW of the questions. Play game. Feel free to modify the game to fit your children.

### **All People Are Born Sinful, All People Need God's Mercy**

Adam and Eve did not just disobey God once and stop. They had become sinners with sinful hearts that rebelled against God again and again. But sin didn't stop with Adam and Eve. They passed down the consequences of their sin to all their children.

Each and every one of us come from Adam and Eve's family--we are all their children. And because we are their children, we are all born sinners with sinful hearts and with bodies that will suffer and die. And also like Adam and Eve, we all deserve eternal punishment for our sins, too.

Yet God, in His great mercy, always planned to send His Son Jesus to save His sinful people by taking the punishment for their sins upon Himself. Jesus did this when He suffered and died on the cross. On the third day, He rose from the dead, showing He had beaten sin and death.

God promises to forgive all who confess their sins to Him and trust in Jesus as their Savior. He will give them each a new heart, filled with His Holy Spirit--a heart that knows and loves Him more and more. And one day, when they die, they will not receive the eternal punishment they deserve for their sins, but eternal life with God forever. How great is God's mercy through Jesus to sinful people like us!

### **Understanding the Bible Truth**

1. What did Adam and Eve become after they disobeyed God? *Sinners. People with sinful hearts and lives that keep disobeying God, over and over.*
2. To whom did Adam and Eve pass their sinfulness? *All of their children.*
3. What happens to all of us because we are sinners? *We all are born with sinful hearts and with bodies that suffer and die. We all deserve God's eternal punishment.*
4. How has God shown His mercy upon us? *By always planning to send His Son Jesus to save His sinful people by taking the punishment for their sins upon Himself.*
5. What is God's promise to all who confess their sins to Him and trust in Jesus as their Savior? *To forgive their sins.*
6. What does God give to those who trust in Him? *A new heart that loves Him; He will raise them from the dead to live with Him as His special people forever and ever.*

### **Bible Truth Story Connection Questions**

How does the case story point to the **Bible Truth: All People Are Born Sinful, All People Need God's Mercy?**

1. How did John Harper's life show that he believed that all people really are sinners? *He urged everyone he could to trust in Jesus and be saved from the eternal punishment that they deserved for their sins. He didn't think much about what they looked like or what they had. He only thought about whether they were saved or not.*
2. How did John Harper's life show that he believed that God would show mercy to sinners through Jesus? *He died without fear in the icy cold waters. He did not fear because he trusted that God would count him as righteous because he trusted in Jesus as His Savior.*

### **Bible Verse Connection Question**

1. What does our Bible Truth have to do with the Bible Verse: Romans 5:17: "For if, by the trespass of the one man, death reigned through that one man, how much more will those who receive God's abundant provision of grace and of the gift of righteousness reign in life through the one man, Jesus Christ." ?  
*Adam and Eve passed on their sinful hearts to their children--all of us! That means that we all are born sinners. How terrible! But God promised to show mercy to all who look in faith to the Savior who would crush Satan's power. Yes! All who turn from their sins and trust in Jesus are saved from the punishment they deserve from God for their sins. Sin came through one man, Adam. But Jesus, the Son of God and the son of man, gives His grace and perfect righteousness--everything they need to be saved!*

### **Life Application Questions**

1. How do we know that we need God's mercy, too? *Because like Cain and Abel, we have been born sinners. Only by trusting in Jesus will we ever be forgiven our sins and know eternal life with God.*

**ACTS Questions**

1. What is something we can praise God for because of this Bible Truth?

*Praise God for being so loving and faithful as to send His own Son to die for this world full of sinful people.*

2. What are sins we can confess to God because of this Bible Truth?

*Confess ways this week we sinned against God in our hearts, with our words and actions.*

3. What is something we can thank God for because of this Bible Truth? *Thank God for the forgiveness we can have through Jesus.*

4. What is something we can ask God for because of this Bible Truth?

*We can ask God to work in our hearts that we would want to turn away from disobeying Him and trust in this wonderful Jesus as our own Savior. We can ask Him to give us hearts that honor and love Him most of all.*

**The Gospel**

1. We are all born sinners. We choose to disobey God, even from birth. Is there any hope for us? What is the gospel? *God is the good Creator and King of the world. He made people to worship Him and live by His good laws. But we are all sinners who have rebelled against Him. We all deserve death--God's just, eternal punishment for our sins. How terrible! But God has good news for us. In His great mercy, God sent His Son Jesus to earth to save sinners. Yes, Jesus, the perfect Son of God, left His home in heaven and became a man. He lived the perfect life that pleases God. (He's the only one who has ever done that!) He offered it up to God His Father as the perfect sacrifice for sins when He suffered and died on the cross. Then, on the third day, Jesus rose from the dead in victory. He had fully paid for the sins of God's people, so they wouldn't have to! Now all who turn away from their sins and trust in Jesus as their Savior will receive forgiveness of sins and eternal life with God. They will be His very own special people who will know Him and enjoy Him forever. We can be God's people, too, if we turn from our sins and trust in Jesus as our own Savior.*



## Game: Storks

### Materials

Three large, but soft balls  
Tape  
Bible Truth Questions

### Preparing the Game

1. Choose 20+ questions for your game from the Bible Truth Discussion Questions, or make up your own.
2. Write the Bible Truth questions on small thin strips of paper (or make a photocopy of the Bible Truth Discussion Questions and simply cut them into strips) and put them in the bag/bowl.

### Playing the Game

Divide the children into two teams, each on opposite sides of the room, facing each other. One team is "The Hunters". The other team is "The Storks." The hunters have three balls and they are to stand about twenty feet away from the storks, who are lined up, similarly to ten bowling pins. Storks are to balance on one leg without leaning on anything. They can switch from leg to leg, but must not stand on both at the same time. Read a question to the hunters. If they get it right, then one of the hunters gets three chances (3 balls) to roll the ball at the storks FAIRLY GENTLY and try to get them to put their other foot down. The Hunters score as many points as storks who lost their balance and put their foot down. Sides get switched when all the Hunters have had a turn: or, when they have been stumped by a question.

Game continues as number of questions, time, and attention span allow.

### Non-competitive Option

Set a target number of points for the whole group. Challenge the children to see how many turns it takes score the target number of points. Once the target has been reached, start the game over and see how many turns it takes to reach the target the second time.

### Optional TAKING IT TO OTHERS Activity: Quiz Questions

Have the children choose a few of the questions from the game to ask the parents/other children during TAKING IT TO OTHERS time. Help pre-readers by whispering the question in their ear and letting them ask it aloud to the parents/other children. Make sure you read the Bible verse aloud before you ask your questions.

Directions:

1. Write words to song in large print before class.
2. Play the song for the children, helping them follow along on the song sheet.
3. Discuss the song, using a few questions from the discussion sheet. *Don't use them all!*
4. Introduce sign language for key words of your choice from sign language sheet for your song. Use as few or as many as you think the children can learn.
5. Sing and sign the song. Sign language as well as large format lyrics and sheet music are found in the PFI Unit Songbook or online.
6. If desired, play the Song Game.

**Optional TAKING IT TO OTHERS Activity: Presenting and Singing the Song**

1. Sing and sign the song, encouraging the watching children/parents to join in.
2. Ask the class some of the questions listed below. The Bible Truth Connection Question is particularly good to help them understand how the song ties in with the Bible Truth.

**Come, Ye Sinners, Poor and Needy**

**Verse 3**

Come ye weary, heavy-laden,  
Lost and ruined by the Fall;  
If you tarry till you're better,  
You will never come at all.

Refrain:

I will arise and go to Jesus,  
He will embrace me in His arms.  
In the arms of my dear Savior,  
O there are ten thousand charms.

**Listen to it on PFI ESV Songs 6, Track 12**

**Understanding the Song**

1. What does heavy-laden mean? *To be carrying something too heavy for you.*
2. What kind of weary and heavy-laden is the songwriter talking about? *Being tired and weighed down by sins.*
3. What is sin and how does it weigh us down? *Sin is thinking, saying and acting in ways that do not please God. Sin brings suffering, pain and guilt. It separates us from the wonderful fellowship with God we were created to have. It makes our lives miserable.*
4. What is "the Fall"? *The Fall is what we call when sin and death entered God's perfect world through Adam and Eve's rebellion. Adam and Eve "falling" from their wonderful lives of perfectly sinless fellowship with God in a perfect, sinless world to a life filled with sin and death.*
5. How are we lost and ruined by The Fall? *This kind of lost means to be completely separated from God and unable to make our own way back to Him. We have all been "ruined" through the Fall because now our lives are spoiled with sin and death.*
6. What does it mean to tarry? *To tarry means to wait and put something off until later.*
7. What shouldn't we tarry about doing? Why? *We should not wait to come to Jesus for forgiveness of our sins. We should never wait to accept God's gift of eternal life because we love sin and it is easy to put off turning away from sin until later. But if we do tarry, there is a chance that we will never come at all because of our own hard hearts or because we do not know when we will die and then it will be too late.*
8. Who is the song writer going to? How will He receive him? *Jesus. He will embrace him in His arms.*
9. What he mean when he says *Jesus will embrace him in His arms?* *Not that Jesus will really give him a hug, but that He will rejoice that he has come to Him for salvation, and that He loves him tenderly. In heaven, though, Jesus very well WILL really hug him!*
10. What does it mean that there are ten thousand charms in the arms of Jesus? *A charm is something that delights you. Knowing Jesus' love and forgiveness, being in His family, are so wonderful that it is like getting ten thousand of the things that delight you most, all rolled up into one. There is nothing as wonderful as knowing and being loved by Him.*

**Bible Truth Connection Question**

1. How does this song relate to our **Bible Truth: All People Are Born Sinful, All People Need God's Mercy**? *We all are weary and heavy-laden with sin; but God, in His great mercy, offers all who are ruined by the Fall to find forgiveness of sins and eternal life through Jesus.*

**Story Connection**

1. How does this song relate to today's story? *John Harper spent his life urging people from every walk of life to not tarry in their sins, but turn to believe in Jesus and be saved. Even with his last breath in the icy cold waters of the Atlantic, John Harper urged a man clinging to some wood to not tarry, but believe on the Lord Jesus.*

**Bible Connection Question**

1. What does this song have to do with our **Bible Verse: Romans 5:17**: "For if, by the trespass of the one man, death reigned through that one man, how much more will those who receive God's abundant provision of grace and of the gift of righteousness reign in life through the one man, Jesus Christ.?"

*All people were ruined by the Fall, when Adam and Eve chose to disobey God. Sin has been passed down to us through Adam and Eve. We are all heavy-laden with sin and there is no way we can make ourselves better. But, we can go to Jesus. He offers abundant grace and righteousness through faith in Him. When we turn from disobeying God and trust in Jesus as our Savior, He will give us the gift of eternal life.*

**Life Application Questions**

1. How can our lives be affected by the message of this song? *We can praise God who has not left the children of Adam and Eve in their sins, but offers mercy and forgiveness through Jesus. We can ask God to help us not to tarry, but come to Him even today for salvation.*

2. How can we know the mercy and forgiveness through Jesus that God offers sinners? *By turning from our sins and trusting in Jesus as our own Savior.*

**ACTS Questions**

1. What is something we can praise God for from this hymn?

*Praise God for being the merciful God who calls sinners to Himself for forgiveness of their sins!*

2. What are sins we can confess to God from this hymn?

*That many times we think we can make ourselves better. We can somehow please God by our good deeds, when there is really no way for us to please God except through Jesus.*

3. What is something we can thank God for from this hymn? *We can thank God sending Jesus to save His people from their sins.*

4. What is something we can ask God for from this hymn?

*That God would work in our hearts that we might turn from our sins and trust Jesus as our Savior. We can ask Him to help us to come to Him and be forgiven.*

**Gospel Question**

1. We are heavy-laden with sins. Is there any hope for us? What is the gospel?

*God is the good Creator and King of the world. He made people to worship Him and live by His good laws. But we are all sinners who've rebelled against Him. We all deserve death--God's just, eternal punishment for our sins. How terrible! But God has good news for us. In His great mercy, God sent His Son, Jesus to earth as a man to save sinners. He lived the perfect life that pleases God. (He's the only one who's ever done that!) He offered it up to God His Father as the perfect sacrifice for sins when He suffered and died on the cross. Then, on the third day, Jesus rose from the dead in victory. He had fully paid for the sins of God's people, so they wouldn't have to! Now all who turn away from their sins and trust in Jesus as their Savior will receive forgiveness of sins and eternal life with God. They will be His very own special people who will know Him and enjoy Him forever. We can be God's people, too, if we turn from our sins and trust in Jesus as our own Savior.*

## **Song Game: Word Take Away**

### **Materials**

Sign Language Signs and Song

White board and marker

Eraser

### **Preparing the Game**

1. Write the words to the song on a white board.

### **Playing the Game**

1. After children have learned the song and signs well, then tell the children that you are going to leave out words from the song (that you've learned signs for) and just do the sign in its place.
2. Have the children help you choose a word to take out. Erase the word from the board. Review the sign the for erased word.
3. Sing the song, trying to remember to NOT sing the word and do only the sign.
4. Continue to take out words until all of the words (with signs) have been taken out.

Game continues as number of questions, time, and attention span allow.

choose a FEW questions for discussion, then choose the game and/or music activity

**Meditation Version: Romans 5:17**

“For if, by the trespass of the one man, death reigned through that one man, how much more will those who receive God’s abundant provision of grace and of the gift of righteousness reign in life through the one man, Jesus Christ.”

**Understanding the Bible Verse**

1. What is a trespass? *A breaking of a law.*
2. Who is the “one man” who trespassed against God’s law, bringing death to the world? *Adam.*
3. What law did Adam break? *God’s law to not eat from the Tree of the Knowledge of Good and Evil.*
4. What is another word for trespass? *Sin.*
5. What is sin? *Saying, doing, thinking, being anything that does not please God.*
6. What is death? *Death is not just our bodies dying. It is also something that happens in our hearts. We are cut off from the fellowship of God that He made us to enjoy with Him. If we do not turn from our sins, confess them to Jesus and trust in Him to save us from our sins, then our final punishment will be eternal death. It will punishment that never ends, away from God and everything that is good.*
7. How does death now reign in our world? *All people are sinners. Only people without sin—as Adam and Eve were in the beginning—can be accepted by God on their own merit. Since people are only sinners, they all deserve death. Death “reigns” here, because there is nothing we can do on our own to get out of dying.*
8. If death “reigns” here on earth, how will anyone know eternal life with God? *By God’s abundant provision of grace and the gift of righteousness through Jesus Christ.*
9. What is God’s “abundant provision of grace”? *Grace means a free gift we do not deserve. An abundant provision means to provide someone with more than they need. Through Jesus’ death on the cross, God gives to all the free gift of forgiveness of sins even more than we need.*
10. How is righteousness and how does the gift of righteousness reign in life through the one man, Jesus Christ? *Righteousness is being completely without sin before God. We are all sinners. We can never be righteous before God on our own. But Jesus, the Son of God, came to earth to live as a man—fully God and fully man. He is the only human to ever live a completely perfect life. He offered it up on the cross as the perfect sacrifice for the sins of all who will ever turn and trust in Him. He gives it to them as a gift. No longer will they have to suffer the punishment of death like others. They will “reign” in life—eternal life—with God forever because of what Jesus has done for them.*

**Bible Truth Connection Question**

1. What does the verse have to do with our Bible Truth? *Adam and Eve passed on their sinful hearts to their children--all of us! That means that we all are born sinners. How terrible! But God promised to show mercy to all who look in faith to the Savior who would crush Satan’s power. Yes! All who turn from their sins and trust in Jesus are saved from the punishment they deserve from God for their sins. Sin came through one man, Adam. But Jesus, the Son of God and the son of man, gives His grace and perfect righteousness--everything they need to be saved!*

**Story Connection Questions**

1. What does the verse have to do with our story? *Whether among the poor factory workers of Glasgow or the very, very rich people on the Titanic, John Harper knew that everyone he met lived in the reign of death. He had a heart to do one thing: to tell them the good news of God’s abundant provision of grace and righteousness through Jesus, if they would but turn and trust in Him.*

**Life Application Questions**

1. What can we do to fight the “reign of death” in ourselves? *By turning from our sins and trusting in Jesus as our own Savior.*
2. What can we do to help fight the reign of death in our world? *Tell others the good news of Jesus that they might be saved.*

**ACTS Questions**

1. What is something we can praise God for from this Bible Verse? *Praise God for being the Giver of Grace and Righteousness to sinners.*

2. What are sins we can confess to God from this Bible Verse?

*That we have all turned away from God. We deserve God's punishment! We need a Savior!*

3. What is something we can thank God for from this Bible Verse?

*We can thank God for sending Jesus to bring God's abundant grace and righteousness to all who turn away from disobeying God and trust in Jesus as their own Savior.*

4. What is something we can ask God for from this Bible Verse?

*We can ask God to work in our hearts that we would want to turn away from disobeying Him and trust in this wonderful Jesus as our own Savior. We can ask Him to give us His abundant grace and righteousness through faith in Jesus.*

**The Gospel**

1. Why do we need God's abundant grace and righteousness? How can we receive it? What is the gospel?

*God is the good Creator and King of the world. He made people to worship Him and live by His good laws. But we are all sinners who have rebelled against Him. We all deserve death--God's just, eternal punishment for our sins. How terrible! But God has good news for us. In His great mercy, God sent His Son Jesus to earth to save sinners. Yes, Jesus, the perfect Son of God, left His home in heaven and became a man. He lived the perfect life that pleases God. (He's the only one who has ever done that!) He offered it up to God His Father as the perfect sacrifice for sins when He suffered and died on the cross. Then, on the third day, Jesus rose from the dead in victory. He had fully paid for the sins of God's people, so they wouldn't have to! Now all who turn away from their sins and trust in Jesus as their Savior will receive forgiveness of sins and eternal life with God. They will be His very own special people who will know Him and enjoy Him forever. We can be God's people, too, if we turn from our sins and trust in Jesus as our own Savior.*

## Game: Duck, Duck, Goose

### Materials

Bible verse written up in large print so that all can see

### Preparing the Game

None.

### Learning the Verse

Some or all of your children may be non- or early readers. Teach the verse in sections, having them say it after you. Repeat a few times. Add clapping or other movement as they say it.

### Directions

1. If desired, lead the children in a discussion of a **FEW** of the most important questions before beginning game.
2. Explain the game to them as follows:  
Have the children sit in a circle, cross-legged on the floor. Choose a child to be "it". "It" will walk around behind the seated children, tapping each one on the head, the whole group recites the verse, saying one word for each head tap. The child whose head is the last one to be tapped must get up and chase "It", hoping to tag "It" before "It" can get around the circle and sit down in the open spot in the circle. If the child does tag "It" then he may take his place in the circle. If not, then the new child is "It." Repeat as frequently as desired.

Game continues until all children are out; or, as time and attention span allow.

### Optional TAKING IT TO OTHERS Activity: Quiz Questions

Have the children choose a few of the questions from the game to ask the parents/other children during TAKING IT TO OTHERS time. Help pre-readers by whispering the question in their ear and letting them ask it aloud to the parents/other children. Make sure you read the Bible verse aloud before you ask your questions.

Directions:

1. Write words to song in large print before class.
2. Play the song for the children, helping them follow along on the song sheet.
3. Discuss the song, using a few questions from the discussion sheet. *Don't use them all!*
4. Introduce sign language for key words of your choice from sign language sheet for your song. Use as few or as many as you think the children can learn.
5. Sing and sign the song. Sign language as well as large format lyrics and sheet music are found in the PFI Unit Songbook or online.
6. If desired, play the Song Game.

**Optional TAKING IT TO OTHERS Activity: Presenting and Singing the Song**

1. Sing and sign the song, encouraging the watching children/parents to join in.
2. Ask the class some of the questions listed below. The Bible Truth Connection Question is particularly good to help them understand how the song ties in with the Bible Truth.

**For If by the Trespass**

“For if, by the trespass of the one man,  
 death reigned through one man,  
 For if, by the trespass of the one man,  
 death reigned through one man,  
 Then how much more will those who receive  
 God’s abundant grace and righteousness  
 Reign in life, Reign in life,  
 Through one man, Jesus Christ.”  
 Romans Five, seventeen.

**Listen to it on PFI ESV Songs 6, Track 13**

## Song Game: Big Voice, Little Voice

### Materials

Song  
 Sign language signs used in the song printed out onto little cards  
 Blindfold

### Preparing the Game

None.

### Playing the Game

1. Practice the song and signs until the children know them well. Then tell them: “Children, we are going to hide a sign language sign and see if one of you can find it... with a little help from the rest of us!”
2. Choose someone to be “It” and blindfold them. Choose another child to hide one of the sign language cards. When it’s hidden, “It” can remove the blindfold and begin to look.
3. The rest of the children will sing the song in a louder voice when “It” gets closer to the hidden sign and quieter when “It” gets further from the sign.
4. When “It” finds the hidden clue, another “It” is chosen and play begins again.

Game continues as number of questions, time, and attention span allow.



**STORY REVIEW**

Directions: Read and discuss Bible Truth, using a FEW of the questions. Play game. Feel free to modify the game to fit your children.

**General Story Questions**

1. What was so hard about life for the factory workers of Glasgow? *Terrible living conditions in the apartment houses. Not even bathrooms. Much sickness and disease. Long work hours, even children had to work. Little pay.*
2. What did many of the factory workers do to forget their troubles? *Turned to gambling, prize fighting, and get-ting drunk.*
3. Why did John Harper think there was hope for the poor workers, when many others did not? *He knew that they were sinners just like everyone else. God was just as able to save them as anyone else.*
4. What did John do to reach the factory workers? *He went to their factories, the places where they gambled, watched fights and drank, and to their homes and told them about Jesus. He stayed up all night praying for them.*
5. How did God answer John's prayers for the factory workers? *Many believed in Jesus.*
6. Where was John invited to preach for three months? *A church in Chicago.*
7. What ship did John and Nana board to go to America? *The Titanic.*
- 8.. What was amazing about the Titanic? *Largest ship ever built in its day. Everything was richly furnished. Supposed to be unsinkable. Many unusual things like a swimming pool and Turkish baths.*
10. What did John think when he saw all the rich people? *They were still only sinners needing a Savior like everyone else.*
11. How did God answer John's prayers to speak to people on the Titanic about Him? *When the ship began to go down after hitting an iceberg.*
12. Why did the people at first not panic about the water coming into the ship? *They thought it was unsinkable.*
13. What about the lifeboats caused people to panic? *There were not enough for most people. Many people would drown.*
14. Why didn't John panic when the ship started to go down? *He knew that he was saved.*
15. What was the one thing John set his heart to do before he drowned? *To tell as many people as he could how they could be saved from their sins.*

**Bible Truth Connection Questions**

1. What does this story have to do with our Bible Truth? *John Harper knew that all people needed to hear about Jesus, no matter how rich or poor because they were all sinners. Jesus was their only hope for salvation.*

**Bible Verse Connection Question**

1. What does the story have to do with our **Bible Verse: Romans 5:17**: "For if, by the trespass of the one man, death reigned through that one man, how much more will those who receive God's abundant provision of grace and of the gift of righteousness reign in life through the one man, Jesus Christ.?"

*Whether among the poor factory workers of Glasgow or the fabulously rich on the Titanic, John Harper knew that everyone he met lived in the reign of death. He had a heart to do one thing: to tell them the good news of God's abundant provision of grace and righteousness through Jesus, if they would but turn and trust in Him.*

**Life Application Questions**

1. What is the most important way we should look at/think about the people around us? *Not what they look like or how much money they have, but whether or not they are saved.*
2. What do we and the others around us need to do more than anything else? *Turn away from our/their sins and trust in Jesus as our/their own Savior.*

**ACTS Questions**

1. What's something we can praise God for from this story? *Praise God for caring so much for sinners that He would want them to be saved through Jesus.*
2. What's something we can confess from this story? *Confess that many times we are not like John Harper. Many times we care more about our own comfort rather than living for Jesus or telling others about Jesus.*
3. What's something we can thank God for from this story? *We can thank God for giving His people courage to lay down their lives so that others might hear about Jesus and be saved.*
4. What is something we can ask God for, from this story? *We can ask God to work in our hearts, helping us to turn away from our sins and trust Jesus as our own Savior, like John Harper did. We can ask God to help us to tell others about Jesus that they might be saved.*

**The Gospel**

1. What is the good news of Jesus that John Harper told everyone he could?  
*God is the good Creator and King of the world. He made people to worship Him and live by His good laws. But we are all sinners who have rebelled against Him. We all deserve death--God's just, eternal punishment for our sins. How terrible! But God has good news for us. In His great mercy, God sent His Son Jesus to earth to save sinners. Yes, Jesus, the perfect Son of God, left His home in heaven and became a man. He lived the perfect life that pleases God. (He's the only one who has ever done that!) He offered it up to God His Father as the perfect sacrifice for sins when He suffered and died on the cross. Then, on the third day, Jesus rose from the dead in victory. He had fully paid for the sins of God's people, so they wouldn't have to! Now all who turn away from their sins and trust in Jesus as their Savior will receive forgiveness of sins and eternal life with God. They will be His very own special people who will know Him and enjoy Him forever. We can be God's people, too, if we turn from our sins and trust in Jesus as our own Savior.*

## Game: Windsock Wall Ball

### Materials

Small ball such as a tennis ball, Nerf or foam ball  
 The bottom half of a pantyhose leg  
 16 sheets of variously colored construction paper  
 Paper and marker  
 Masking Tape  
 Story Review Questions or other story review questions

### Preparing the Game

1. Choose 20+ questions for your game from the Story Review Discussion Questions, or make up your own.
2. Make a windsock ball by placing the ball in the pantyhose leg and tying a knot right above the ball.
3. Choose three different point values for questions and write each value on three sheets of the construction paper. On the last four sheets draw a question mark shape. Tape these sheets of paper to the wall (or on the floor, if no wall is available) in the shape of a square, mixing up all of the point values. Make a shooting line with the masking tape.

### Playing the Game

Divide the children into two teams and have them line up at the throw line. Ask a child from Team A to come up to the throw line. Hand him the windsock ball and let him throw it at the point cards on the wall. If he hits a point value, then the leader reads a Story Review question to his team. If they answer it correctly, they get the points. If not, then Team B can get the points for a correct answer. If he hits a star instead of a point value, then Team B gets to think up a question to ask Team A. If Team A gets it right, then they get double the highest point value on the board. If Team B stumps them—and can answer the question, themselves—then THEY get the double point value.

Play then resumes as the first player for Team B throws the windsock ball. Read him one of the statements and ask him to give his answer: true, false, not in the story by throwing the ball into the basket with the right answer card on it. If correct, then he scores 2 points for his team. If incorrect or accidentally goes into the wrong basket, the statement is read to the first person in line for the other team. If he tosses the ball into the right basket, then he scores one point for his team.

Play continues until everyone gets a chance to toss the windsock ball, as Story Review questions last; or, as time and attention span allow.

### Non-competitive Option

Don't split into teams. Have the children take turns throwing the ball and answering the questions together. Tally up the points as a group number.

### Optional TAKING IT TO OTHERS Activity: Quiz Questions

Have the children choose a few of the questions from the game to ask the parents/other children during TAKING IT TO OTHERS time. Help pre-readers by whispering the question in their ear and letting them ask it aloud to the parents/other children.

**CASE REPLAY ACTIVITIES**

Use this guide to review the Case Story and act it out for others to enjoy!

**CASE REPLAY, JR: YOUNGEST CHILDREN**

**Description:** The children will act out the story together, everyone doing the same action/sound effect at the same time. This activity is most suitable for kindergarteners.

**Materials**

The Case RePlay, Jr. script for younger children

**Preparation**

1. Read through the script and write in the blanks along the side possible actions/sound effects the children could do to act it out.

**Instructions**

1. Tell the children that they will be re-enacting the story together as you tell it.
2. As you read the script, lead the children in actions/sound effects to do with you.
3. If desired, you can read the script and stop at certain sentences and ask them what a good action/sound effect would be to act out what you just read.
4. Repeat the re-enactment one or two times more.

**CASE REPLAY, SR: OLDER CHILDREN**

**Description:** The children act out the story as a three-scene play. You will narrate it using the Case RePlay, Sr. script and they will act it out (no spoken words, for the most part), with each child assuming a different character's role. This activity is most suitable for first grade and up. You will review the story, then practice it a few times before performing it for others.

**Materials**

The Case RePlay, Sr. script  
White board or other large format paper  
Costumes and props

**Preparation**

1. Prepare for the play by choosing costumes and props for each character in the story. Decorate the area with any scenery props.
2. Write the words "Beginning," "Middle," "End" on a large piece of paper/whiteboard with plenty of space under each heading. You will use this paper to help the children think about the story as a three-scene play, as it is presented in the script.

**Instructions**

1. Tell the children that they will get to act out the story as a three-scene play, with a beginning, middle and end section. Tell them that before they can act it out, they need to think it out. as you narrate it with your script.
2. Take the children's answers as they recount the story, helping them put key incidents in the right order.
3. If desired, when they have filled in their Beginning, Middle, End, read through your whole (real) script, so they hear exactly what you will have them act out.
4. Then tell the children that it's time to practice acting out the story.
5. Assign parts to each child. If you are using costumes, do NOT give them out at this point. They will be a distraction.
6. Have all the children sit on the floor or in chairs on one side of the "stage," then call the characters up in place as their part in the story comes.
7. As you read the script, guide the children in where you want them to move or do to act it out.
8. After going through the whole script once, give out any costumes and props and act out the script once or twice more.

**Optional TAKING IT TO OTHERS Activity: Re-enacting the Story**

Read the script as the children act out together (younger) or assuming different roles (older) as the other children or the parents watch.



## **CASE REPLAY, SR--OLDER KIDS (1ST GRADE AND UP) P.3**

Welcome to our play! The name of our story is called: The Case of the Unsinkable Message.  
Our story takes place starting in Glasgow, Scotland in 1912.

The characters in our story are: John and Nana Harper, the people of Glasgow, the captain, sailors, and people on the Titanic.

And now we present: "The Case of the Unsinkable Message."

### **Scene 1: (Beginning)**

Glasgow, Scotland was home to many poor people who lived in miserable conditions and worked in the ship, railroad, and textile factories. Instead of turning to God, many of these people tried to forget their hard lives in gambling, prize fighting and drinking. Many people did not help these poor people, believing there was no hope for them, but not John Harper. He knew they were sinners, like all other people; and he knew God could save them, just like all other people. John preached to these people at their factories during their lunch breaks, on the streets outside the gambling, prize fighting and drinking places, and in their homes. He invited them to come to his church. John would stay up all night praying seat by seat in his church that God would save whoever filled each seat. God answered John's prayers mightily and many of these people trusted in Jesus and were saved. John built a huge Iron Church right near their homes so there was room for them all.

### **Scene 2: (Middle)**

A church in Chicago invited John to sail to America and preach there for 3 months. John knew the Lord wanted him to make the trip, so he booked tickets for himself and Nana on the Titanic. The Titanic was making its very first voyage. It was the biggest, most luxurious ship ever built. John and Nana were amazed at the splendor of the Titanic and the many, very wealthy passengers on board. Nonetheless, John saw past the riches and jewels to see those rich people just as lost in their sins as everyone else. He prayed for God to give him opportunities to share with them about Jesus.

### **Scene 3: (End)**

On the fourth night of the journey, the Titanic hit a huge iceberg, ripping the hull and causing the ship to fill up with water. The guests thought the ship was unsinkable and did not worry until the captain ordered distress flares to be shot up and all passengers to empty into the lifeboats. People panicked as they learned there was only space in the boats for a few hundred of the 2000 people on board. John put Nana in a lifeboat and then began sharing the good news of Jesus with everyone he could. He knew this must be why God had him make the trip. Even as John floated out in the icy waters, he fearlessly kept urging people to believe in Jesus. Then he drowned. The White Star Company put up 2 lists of "Those Known to be Lost" and "Those Known to Be Saved" outside their office. John's name was on that "Lost" list, but because of his urgent work those last minute of his life, not only he but many others were on God's "Saved" list in heaven.

### **Bible Truth Tie-In:**

The Bible Truth we are learning is: **All People Are Born Sinful, All People Need God's Mercy.** John Harper knew that both very poor and very rich were all just sinners who needed God's mercy through Jesus.

## The Money and Jewels of the Rich

### Description

Children will make paper money to go in a craft foam wallet and/or a bead necklace.

### Materials

White cardstock or paper

Brown Craft foam (or brown construction paper)

Stapler/Hot Glue gun and glue sticks

Craft glue

Sequins, glitter glue, and/or flat-backed craft jewels.

Markers

Various beads with holes large enough to easily slip onto string

String

NOTE: You may find that the girls want to make the necklace and the boys want to make the wallets and money. Plan accordingly.

### Preparing the Craft

1. Copy Pattern #1 onto white cardstock/paper, enough for children to have several bills each.
2. Cut out Pattern #2 from brown craft foam (or construction paper), 2 per child making the wallet.
3. Use staple/glue gun to attach the two sides of the wallet together around two short sides and one long side, leaving other long side open.
4. Cut string into necklace lengths, plus extra for tying.
5. Set out rest of supplies.

### Making the Craft

1. Show the sample of the craft you have made.
2. Have children decorate their wallets with the markers, glitter glue, sequins, jewels, etc.
3. Put money in wallet and fold up.
4. Color in the money with the markers.
5. String beads onto string and tie.

### Optional **TAKING IT TO OTHERS** Activity: Craft Presentation

If you are presenting the craft to other children or parents the children can hold up their crafts (or your model craft) and read their Bible Truth Connection answers to explain the importance of the craft.

**CASE CRAFT****Discussion Guide****Instructions:**

As the children are settled into making their craft, ask them these questions to help them understand the craft's significance. Use the answers provided to guide the children's answers.

**Discussion Questions**

1. How did John Harper go to America? *On board the Titanic.*

2. What was amazing about most of the people on that boat? *They were extremely rich.*

3. What did John Harper think about when he saw these rich people? Why did he work so hard to tell them the gospel?

*He looked past their riches and knew they were sinners just like everyone else. They would die in their sins when they drowned that night if they did not know Jesus as their Savior.*

4. What is Bible Truth that we are learning? *All People Are Born Sinful, All People Need God's Mercy.*

5. What does our craft have to do with our Bible Truth: All People Are Born Sinful, All People Need God's Mercy?

*John Harper spent every last minute of his life urging the rich people (and others) to believe on the Lord Jesus Christ. He knew the riches they loved could never save them from their sins.*

6. What can our craft help us remember? *Not even the finest, richest things in this world can give us what we need most: salvation from our sins.*

**TAKING IT TO OTHERS****Craft Presentation****Instructions:**

Have children hold up your model craft/their crafts. Choose five children (or you say) the five sections below to explain the craft's importance.

**Presentation:**

1. Our craft is: *The Money and Jewels of the Rich.*

2. On board the Titanic, John Harper looked past the money and riches of the very wealthy people on board and into their hearts, because he knew they were all only sinners who needed Jesus to save them, just like everyone else.





3. Our Bible Truth is: *All People Are Born Sinful, All People Need God's Mercy.*

4. John Harper spent every last minute of his life urging the rich people (and others) to believe on the Lord Jesus Christ. He knew the riches they loved could never save them from their sins.


5. Our craft can help us remember that not even the finest, richest things in this world can give us what we need most: *salvation from our sins.*

Note: Even non-readers can participate in presenting the craft, if you will whisper what they are to say in their ear and let them say it aloud for the others to hear.





Craft Pattern #2  
Cut two per  
child



**BEFORE CLASS:****1. PICK YOUR PERSON**

VIPPs can be anyone in your church! Typically, they fall into 6 categories: Church staff, Elders, Deacons/deaconesses, Special Volunteers (people who aren't paid, but spend a lot of time helping out in particular ways), Supported Workers (aka missionaries), and Church Members.

**2. GATHER YOUR FACTS**

Use the VIPP Information Sheet to write down the facts about your VIPP. The information on this worksheet is used in the VIPP activities, listed in the "Choose an Activity" section below.

**DURING THE ACTIVITY:****1. INTRODUCE YOUR VIPP**

Introduce your VIPP to the children, using the VIPP Information Sheet. Fill in a set of VIPP Clue Cards with the information for your VIPP. If desired, you can even have the actual person come into class for the children to meet.

Need help describing what someone does for the church in a kid-friendly way? Check out the list of common VIPPs on the Praise Factory website in the PFI resources. There are lots of kid-friendly descriptions for common VIPP's, such as pastors, elders, deacons and a lot more.

**2. PRAY!**

Lead the children in praying for the VIPP. Ask the children if they would like to pray for one of the VIPPs prayer requests. Even non-readers can pray for the VIPP if you whisper the prayer request in their ear, then let them say it aloud. Never force a child to pray!

**3. CHOOSE AN ACTIVITY**

There are two activities you can use to help the children learn about the VIPP:

**VIPP Clue Cards:** These are nine coloring sheets in which children fill in the nine things they learn about the VIPP from the VIPP Information Sheet. Photocopy a set of each child. Use as few or as many of these Clue Cards as you desire.

**VIPP Game:** This is a game that uses a set of Clue Cards for one or two VIPPs.

Choose a VIPP and fill in his/her information on the VIPP Information Sheet. Fill in a set of VIPP Clue Cards with the information for your VIPP. Tell the children about the VIPP, having them fill in the VIPP Clue Cards with the key facts as they learn them. Write any words the children need to write on a white-board or other piece of paper so they can see how to spell them. Help younger children write these words on their clue cards. Ideas for how to tell the children about many common VIPPs are listed at [praisefactory.org](http://praisefactory.org) with the resources for this Bible Truth.

**Optional TAKING IT TO OTHERS Activity: Introduce and Pray for the VIPP**

If you are presenting the VIPP to other children or parents you can assign children to hold up the 10 clue cards and say what each card tells about the VIPP. (Or, you can have the children hold them up as you tell what each one means.) Then lead the children in praying for the VIPP.

## Game: Beanbag Toss In

### Materials

Information for one VIPP

2 Sets of Clue Cards

8 Letter-sized Envelopes or folders

Bean Bag(s), one per child

Tape

### Preparing the Game

1. Fill in one set of clue sheets for the VIPP you are using.
2. Tape the other (blank) set of Clue Cards to the outside of the manilla envelopes.
3. Put the filled-in clue cards in the corresponding envelope.
4. Tape each down to the floor, fairly close together.

### Playing the Game

**Reveal:** Tell the children about the VIPP, showing them your filled-in clue cards as you tell about them.

**Review:** At your signal, have the children take toss their bean bags onto the envelopes. Then one that has the most bean bags on it./near it is the one you will open. (The children may have fun taking turns designating one as the target before tossing.) The teacher (or the child) tells the Clue Card category. The other children try to remember what the VIPP's answer was. Open it up and see if they got it right. If they did, the Clue Card is retired. If not, it can be added back into the Clue Cards to be tossed at.

**VIPP INFORMATION SHEET**

**VIPP NAME:**

\_\_\_\_\_

**WHAT VIPP LOOKS LIKE**

Man or Woman? \_\_\_\_\_

Hair color? \_\_\_\_\_

Eye color? \_\_\_\_\_

**FAVORITE ANIMAL**

\_\_\_\_\_

\_\_\_\_\_

**FAVORITE FOOD**

\_\_\_\_\_

\_\_\_\_\_

**FAVORITE FREE TIME ACTIVITY**

\_\_\_\_\_

\_\_\_\_\_

**WHAT VIPP DOES DURING WEEK**

\_\_\_\_\_

\_\_\_\_\_

\_\_\_\_\_

\_\_\_\_\_

**VIPP GROUP OF SERVICE:**

Church Member

Deacon

Elder

Church Staff

Special Volunteer

Supported Worker  
(Missionary)

**3 WAYS VIPP SERVES CHURCH**

\_\_\_\_\_

\_\_\_\_\_

\_\_\_\_\_

\_\_\_\_\_

\_\_\_\_\_

\_\_\_\_\_

\_\_\_\_\_

\_\_\_\_\_

**3 WAYS TO PRAY FOR THE VIPP**

\_\_\_\_\_

\_\_\_\_\_

\_\_\_\_\_

\_\_\_\_\_

\_\_\_\_\_

\_\_\_\_\_

\_\_\_\_\_

\_\_\_\_\_



## **BIBLE TRUTH 3, LESSON 3: PLANNER/OVERVIEW**

### **GETTING STARTED: Welcome and Opening Songs** (*introduce unit and get kids moving with these songs*)

**Welcome to Praise Factory:** PFI: Praise Factory Investigators Theme Song *PFI ESV Songs 6, Track 1*

**Rules to Help Us Worship God and Love One Another:** WoGoLOA Classroom Rules Song  
*PFI ESV Songs 6, Track 2*

**Big Question Under Investigation:** Big Question 6 Songs *PFI ESV Songs 6, Tracks 3,4*

**Big Question Bible Verse:** Romans 5:12 Song: Sin Came Into the Word *PFI ESV Songs 6, Track 5*  
*Extra Bible Verse Song: Sin Came into the World (version 2) PFI ESV Songs 6, Track 6*  
*Extra Bible Verse Song: You Must Not Eat, Eat, Eat: Genesis 2,3 PFI ESV Songs 6, Track 7*

### **DIGGING DEEP DOWN: Key Concept and Story** (*introduce the Bible Truth and tell the related story*)

**Bible Truth 3:** All People Are Born Sinful, All People Need God's Mercy

**Bible Truth Hymn:** Come, Ye Sinners, Poor and Needy, v.3 *PFI ESV Songs 6, Track 12*

**Bible Verse:** Romans 5:17

**Bible Verse Song:** For If by the Trespass *PFI ESV Songs 6, Track 13*  
*Extra Bible Verse: The LORD Looks Down: Psalm 14:2-3, HCSB PFI ESV Songs 6, Track 14*  
*Extra Bible Verse: All We Like Sheep: Isaiah 53:6, ESV PFI ESV Songs 6, Track 15*

**Lesson 3 New Testament:** The Case of the Show and Tellers  
*Joel 2:28-32; Mark 16; Luke 24:36-49; Acts 1,2,8,9,14,19, 28*

### **TAKING ACTION: Response Activities** (*choose from among these activities*)

**Snack and Discussion Planner:** Food of the Gathered Disciples

**ACTS Prayer:** Prayer Sheet

**Bible Truth Review:** Discussion Questions and Game: Silly Grand March

**Bible Truth Hymn:** Come, Ye Sinners, Poor and Needy, v.3 *PFI ESV Songs 6, Track 12*  
Song, Sign Language and Song Game: Sign It, Say It, What Does It Mean? **PFI ESV Songs 6 BOOK or ONLINE**

**Bible Verse Review:** Romans 5:17 Discussion Sheet and Game: Mr. Freezie Ball

**Bible Verse Song:** For If by the Trespass Romans 5:17 *PFI ESV Songs 6, Track 13*  
Song, Sign Language and Song Game: Pass the Secret Sign **PFI ESV Songs 6 BOOK or ONLINE**

**Story Review:** Discussion Questions and Game: Obstacle Course Quiz

**Case Replay, Jr: Drama Activity for Youngest Children** (children do same story actions together)  
**Case Replay, Sr: Drama Activity for Most Children** (children re-tell story with individual parts)

**Craft:** The Handkerchief Touched by Paul

**VIPP (Very Important Prayer Person) Prayer Time:** Coloring Sheets (back of book), Game: Hot and Cold Hide

### **TAKING IT HOME: Take Home Sheet for Review and Family Devotions**

**PFI Pronto:** Bible Truth 3, Lesson 3 **PFI ESV Prontos 6 Book or ONLINE**

**The Case of the Show and Tellers** *Joel 2:28-32; Mark 16; Luke 24:36-49; Acts 1,2, 8,9,14,19,28*

by Connie Dever

**The Case of the Show and Tellers.****As you listen to the story, see if you can figure out:**

1. Who were the show and tellers?
2. How did they show? What did they tell? Why?

This story takes place in New Testament times, right after Jesus died on the cross and rose from the dead.

Watch and wait! Watch and wait! That's what God's people had been doing for years and years, since the day Adam and Eve rebelled against God. What had they been watching and waiting for? For God's promises to send a Savior to crush Satan and bring salvation. Oh, how they longed for their enemies of sin and death to be defeated!

Now, at last, it seemed that the day they had been watching and waiting for had come. Jesus had died on the cross three days earlier, and now today--on the day we call Easter Sunday--there were all sorts of amazing stories that Jesus had risen from the dead. The disciples gathered together to eat their fish dinner and to talk about all that had happened. There was the empty tomb where Jesus' body had lay. There was the angel who told the women Jesus had risen. There was Mary Magdalene and Peter and Cleopas who all saw Him. Yes, as incredible as it was, it seemed true!

Then, while they were still talking about this, Jesus himself suddenly stood among them. "Peace be with you," He said to them all. "It's the ghost of Jesus!" the terrified disciples thought.

"Why are you worried? Why do you doubt," Jesus asked them. "Look at my hands and my feet. It's me!! Touch me and see; a ghost doesn't have flesh and bones, I have," He said, holding out his hands and feet. 'Do you have anything to eat?' Jesus asked them.

They gave him a piece of the broiled fish. He took it and ate it. No, this was no ghost! This was Jesus! He was really alive! They were filled with joy and amazement! But Jesus didn't just drop by to eat. He came to teach them. He came to show them all the Scriptures said about Him. "This is what I told you while I was still with you: Everything must be fulfilled that is written about Me in God's Word," Jesus reminded them. Then He led them through the Bible, explaining all the promises about His coming. Yes, it was true! He had fulfilled them all! He was the one God's people had for years been

watching for and waiting to come. At last Satan had been crushed. At last the way out of sin and death and the way into fellowship with God forever had been opened up. It was God's free gift to all who would ever turn away from their sins and trust in Jesus as their Savior.

Yes, now the years of watching and waiting were over. Now God was giving His people something new to do. Now it was time to show and tell the world the good news of salvation.

"Be My witnesses Show God's power! Tell others the good news of salvation! Tell them how to be My followers!" Jesus told His disciples. "Start here in Jerusalem, then keep on going: to Samaria, Judea and even the ends of the earth, that the whole world might know," Jesus said.

And how would they have the power to do this? Jesus told them that, too. "God, My Father, will send you the gift of the Holy Spirit inside your heart to help you. He will give you boldness to tell others about Me. The time of waiting and watching is over. Now is the time to show and tell so that God's people, the Church, will be built among all peoples on earth."

The disciples were overjoyed. This was wonderful! It was really true! Jesus died on the cross, but now He had risen from the dead! He, the Son of God, had crushed Satan! He had broken the power of sin and death that had held all people captive since the time of Adam and Eve. Now He was building His Church--God's people, from every people on earth. He was calling them to show and tell the world this good news!

Just six week later, on the day of Pentecost, Jesus sent the Holy Spirit into the hearts of the waiting disciples just as He had promised. "Suddenly a sound like the

**Story-telling Tips**

Ahead of time:

1. Read the Bible verses and story. Pray!
2. Create story cue cards on index cards (or highlight text).
3. Practice telling story dramatically, timing your presentation Shorten, if necessary to fit your allotted time.
4. Decorate area with story props that help bring your story alive.

During your presentation:

1. Maintain as much eye contact as possible as you tell the story. Point to/use props at important points in the story. Include the kids in your story with a few questions about what they think will happen or words/concepts that might be new to them.
2. Watch the kids for signs that their attention span has been reached. Shorten, if necessary.



blowing of a violent wind came from heaven and filled the whole house where they were sitting. They saw what seemed to be tongues of fire that separated and came to rest on each of them. All of them were filled with the Holy Spirit and began to speak in other tongues as the Spirit enabled them.” (Acts 2:2-4)

Now it was time. Time to show and time to tell the world the good news of Jesus. The disciples poured out of the house and into the street, and began telling the good news in Latin, in Egyptian, in Arabic, in Greek, in Persian, and in many other languages the disciples all began to tell the good news:

“Jesus died on the cross, but now has risen from the dead! Jesus, the Son of God, has crushed Satan!” disciples told all who would listen. “He has broken the power of sin and death that had held all people captive since the time of Adam and Eve. He is doing a new thing. He is setting up His Kingdom; His building His Church from every people on earth. Repent and be baptized, every one of you, in the name of Jesus Christ for the forgiveness of your sins. And you will receive the gift of the Holy Spirit. All who turn from their sins and trust in Jesus will be saved!”

Thousands of people, from many nations, listened to the disciples that day and were amazed. “How is it that each of us hears them declaring the wonders of God in our own language? What does this mean?” they wondered.

Peter stood up and told them: “These are all signs that the promised Savior we have watched and waited for has come. Repent and be baptized, every one of you, in the name of Jesus Christ for the forgiveness of your sins. And you will receive the gift of the Holy Spirit. The promise is for you and your children and for all who are far off—for all whom the LORD our God will call.”

Then God did something even more powerful than the signs that day. He worked in the hearts of many and about three thousand people turned from their sins and trusted in Jesus.

How the disciples rejoiced that night! God was working powerfully through them as they showed and told the good news of Jesus.

But Jesus had told His disciples not to just stay in Jerusalem, but to go out into Judea, Samaria and to the

ends of the earth; and so they did, each time showing and telling the good news of salvation.

In Joppa, a city in nearby Judea, Peter went to show and tell. He showed Jesus’ power over death as he raised Tabitha from the dead in Jesus’ name. He told the gathered crowd the good news of Jesus and God again worked in hearts and many turned from their sins and trusted in Jesus.

Philip went further away to the Jews’ hated neighbors, the Samaritans, to show Jesus’ power and to tell the good news of salvation. In the name of Jesus, Philip healed many people, showing them Jesus’ power over sin and evil. “These things that I do are signs from God that show Jesus is God’s Son, the Savior, come to save all who turn from their sins and trust in Jesus-- even you Samaritans,” he told them. Many saw the signs and heard Philip’s words, and again many believed on Jesus and were saved.

Further and further away from Jerusalem believers traveled, just like Jesus told them to. The whole world needed to hear about salvation through Jesus! Paul traveled to Turkey, to Malta, to Greece to Italy and even Spain. Everywhere he went he showed Jesus’ power through miracles and he told the people the good news of salvation through Jesus.

In Lystra, Turkey, Paul healed a lame man who had never ever walked, in the power of Jesus’ name. On the island of Malta, the LORD healed Paul from a poisonous bite of a deadly viper hiding in firewood. In Ephesus, God did extraordinary miracles through Paul, so that even handkerchiefs and aprons that had touched him were taken to the sick, and their illnesses were cured. Again God worked in hearts and many were saved. And In Rome, Italy Paul even got to tell the good news of Jesus to Caesar, the Roman king, himself.

On and on since then, God’s people keep on obeying Jesus’ command to Show and Tell. And on and on, God keeps working through His Holy Spirit and His people to free people from the terrible bondage of sin and death passed down to us all through Adam and Eve.

These days, God does not choose to use the great fireworks of incredible miracles to show His mighty power as much as He did in those first days of the disciples (though He is just as able to). But He does work

still, every bit as powerfully in the hearts of all who turn from their sins and trust in Jesus as their Savior.

And on one, amazing day, Jesus will come again and bring an end to all sin and death forever for God's people. On that day, the sin that began with Satan and Adam and Eve long ago, will be completely and finally done away with, never to spread again! Then, for God's people, there will only be eternal life, enjoying God and each other forever. How wonderful that will be!

### Cracking the Case:

**It's time to answer our Case Questions.**

**1. Who were the show and tellers?** The believers in Jesus who went out from Jerusalem.

**2. How did they show? What did they tell? Why?**

God did amazing miracles through them, healing the sick and even raising the dead. He gave them great love for each other. All these things helped point to the truth of their good news: repent and believe in Jesus and be saved! They knew all people are sinners in need of a Savior. They wanted all to know this and be saved.

### Something For You and Me

**Our Bible Truth is: All People Are Born Sinful,  
All People Need God's Mercy**

**Our Bible Verse is: Romans 5:17**

"For if, by the trespass of the one man, death reigned through that one man, how much more will those who receive God's abundant provision of grace and of the gift of righteousness reign in life through the one man, Jesus Christ."

Show God's power! Tell the good news! Let the whole world know that God has sent Jesus to save all who turn from their sins and trust in Jesus as their Savior! That was what the disciples did! And that's what God's people are still doing today. Why, that's what I'm doing with you today! Showing and telling you the good news of Jesus, that you might turn from your sins and trust in Jesus as your Savior!

Let's praise God for sending Jesus to free from sin and death all who turn from their sins and trust in Him. Let's ask Him to send out His people into all the world, even now, and tell all who will hear the good news of salvation through faith in Jesus. Let's ask Him to work in our hearts that we might turn from our sins and trust in Him, too.

*Close in prayer.*

### Closing ACTS Prayer

**A** God, we praise You for being the Conqueror of Sin and Death through Jesus.

**C** God, we confess that many times we do not tell others about salvation through Jesus when we could! We care more about if they get mad at us or laugh at us than their salvation! Please forgive us!

**T** Jesus, we thank You for Your victory over sin and death! Thank You for sending Your people out so that the whole world might know how they can be saved. Thank You for sending someone to tell US how we can be saved!

**S** God, work in our hearts! Help us to turn from our sins and trust in Jesus as our Savior. Send out Your people into all the world, that all may know how they can be saved.

### Special Words

**Miracle:** Something special God does in this world in a way that couldn't happen unless He did it; and, that He does to show His mighty power.

**Disciples:** A special name used for the first followers of Jesus.

# **ACTS PRAYER ACTIVITY**

Use this sheet to write down your ACTS Prayer

## **Instructions:**

Use this sheet to help the children apply the Bible Truth into a prayer. You can use the ACTS provided or even better, have the kids think of their own applications. Also have the children add their personal requests to the prayer, too. Lead the children in the prayer or let them pray sections, with your help. Never force a child to pray! Non-readers can participate by you whispering a section of the prayer into their ear and allowing them to pray it aloud for the group.

## **ADORATION:**

God, we praise You for being so loving and merciful! You sent Your own Son, Jesus, to suffer and die in the place of sinful people like us!

God, we praise You for being.....

---

Add your own Adorations:

---

---

---

## **CONFESSION:**

God, we confess that even this week we have sinned against You! We see that we disobey You in what we do, what we say and what we think. Our very hearts are sinful! We are children of Adam and Eve! We need a Savior!

God, we have sinned against You....

---

Add your own Confessions:

---

---

## **THANKSGIVING:**

Thank You, God for not just treating us as our sins deserve, but sending us a Savior, Your Son Jesus, to save us.

God, we thank You for...

---

Add your own Thanksgivings:

---

---

---

## **SUPPLICATION:**

God, help us to be honest before You and others about our sins. Work in our hearts, that we might turn away from our sins and trust in Jesus as our Savior. Have mercy on us!

God, we need Your help...

---

Add your own Supplication:

---

---

---

---

---

## **SNEAKY SNACK**

Can you figure out how this snack ties in with our case?

---

### **Snack: Food of the Gathered Disciples**

Goldfish or fish finger “fish” with traditional pita bread, like what the disciples would have been eating on Easter night.

This is only a suggestion. Feel free to modify. Be mindful of allergy issues among your children!

**Case Tie-in:** On the night after Jesus rose from the dead, He appeared to His disciples as they gathered together to eat. He ate some fish, too, showing that, indeed, He had risen from the dead. He was no ghost.

---

## **SOUL FOOD**

Food for thought during snack time

---

1. What does the snack have to do with the story?

Choose a few questions from the other activity discussion sheets to talk about during this snack time.

2.

3.

4.

5.

6.

7.

Directions: Read and discuss Bible Truth, using a FEW of the questions. Play game. Feel free to modify the game to fit your children.

### **All People Are Born Sinful, All People Need God's Mercy**

Adam and Eve did not just disobey God once and stop. They had become sinners with sinful hearts that rebelled against God again and again. But sin didn't stop with Adam and Eve. They passed down the consequences of their sin to all their children.

Each and every one of us come from Adam and Eve's family--we are all their children. And because we are their children, we are all born sinners with sinful hearts and with bodies that will suffer and die. And also like Adam and Eve, we all deserve eternal punishment for our sins, too.

Yet God, in His great mercy, always planned to send His Son Jesus to save His sinful people by taking the punishment for their sins upon Himself. Jesus did this when He suffered and died on the cross. On the third day, He rose from the dead, showing He had beaten sin and death.

God promises to forgive all who confess their sins to Him and trust in Jesus as their Savior. He will give them each a new heart, filled with His Holy Spirit--a heart that knows and loves Him more and more. And one day, when they die, they will not receive the eternal punishment they deserve for their sins, but eternal life with God forever. How great is God's mercy through Jesus to sinful people like us!

### **Understanding the Bible Truth**

1. What did Adam and Eve become after they disobeyed God? *Sinners. People with sinful hearts and lives that keep disobeying God, over and over.*
2. To whom did Adam and Eve pass their sinfulness? *All of their children.*
3. What happens to all of us because we are sinners? *We all are born with sinful hearts and with bodies that suffer and die. We all deserve God's eternal punishment.*
4. How has God shown His mercy upon us? *By always planning to send His Son Jesus to save His sinful people by taking the punishment for their sins upon Himself.*
5. What is God's promise to all who confess their sins to Him and trust in Jesus as their Savior? *To forgive their sins.*
6. What does God give to those who trust in Him? *A new heart that loves Him; He will raise them from the dead to live with Him as His special people forever and ever.*

### **Bible Truth Story Connection Questions**

How does the case story point to the **Bible Truth: All People Are Born Sinful, All People Need God's Mercy**?

1. What special ways did God make clear to all in first years after Jesus rose from the dead that He had fulfilled His promise of salvation and mercy through Jesus? *He performed amazing miracles through the first believers to show that Jesus really was the promised Messiah and was now establishing His kingdom in God's people, the Church.*
2. What was the message God gave the disciples to tell? *That Jesus was the Savior that God had promised to send from the time of Adam and Eve to crush Satan's power and free all who turn and trust in Him from being captives to sin and death.*

### **Bible Verse Connection Question**

1. What does our Bible Truth have to do with the Bible Verse: Romans 5:17: "For if, by the trespass of the one man, death reigned through that one man, how much more will those who receive God's abundant provision of grace and of the gift of righteousness reign in life through the one man, Jesus Christ." ?  
*Adam and Eve passed on their sinful hearts to their children--all of us! That means that we all are born sinners. How terrible! But God promised to show mercy to all who look in faith to the Savior who would crush Satan's power. Yes! All who turn from their sins and trust in Jesus are saved from the punishment they deserve from God for their sins. Sin came through one man, Adam. But Jesus, the Son of God and the son of man, gives His grace and perfect righteousness--everything they need to be saved!*

### **Life Application Questions**

1. How do we know that we need God's mercy, too? *Because like Cain and Abel, we have been born sinners. Only by trusting in Jesus will we ever be forgiven our sins and know eternal life with God.*

**ACTS Questions**

1. What is something we can praise God for because of this Bible Truth?

*Praise God for being so loving and faithful as to send His own Son to die for this world full of sinful people.*

2. What are sins we can confess to God because of this Bible Truth?

*Confess ways this week we sinned against God in our hearts, with our words and actions.*

3. What is something we can thank God for because of this Bible Truth? *Thank God for the forgiveness we can have through Jesus.*

4. What is something we can ask God for because of this Bible Truth?

*We can ask God to work in our hearts that we would want to turn away from disobeying Him and trust in this wonderful Jesus as our own Savior. We can ask Him to give us hearts that honor and love Him most of all.*

**The Gospel**

1. We are all born sinners. We choose to disobey God, even from birth. Is there any hope for us? What is the gospel? *God is the good Creator and King of the world. He made people to worship Him and live by His good laws. But we are all sinners who have rebelled against Him. We all deserve death--God's just, eternal punishment for our sins. How terrible! But God has good news for us. In His great mercy, God sent His Son Jesus to earth to save sinners. Yes, Jesus, the perfect Son of God, left His home in heaven and became a man. He lived the perfect life that pleases God. (He's the only one who has ever done that!) He offered it up to God His Father as the perfect sacrifice for sins when He suffered and died on the cross. Then, on the third day, Jesus rose from the dead in victory. He had fully paid for the sins of God's people, so they wouldn't have to! Now all who turn away from their sins and trust in Jesus as their Savior will receive forgiveness of sins and eternal life with God. They will be His very own special people who will know Him and enjoy Him forever. We can be God's people, too, if we turn from our sins and trust in Jesus as our own Savior.*

## Game: Silly Grand March

### Materials

CD and CD player  
Small bowl or bag  
Bible Truth Questions

### Preparing the Game

1. Choose 20+ questions for your game from the Bible Truth Discussion Questions, or make up your own.
2. Write the Bible Truth questions on small thin strips of paper (or make a photocopy of the Bible Truth Discussion Questions and simply cut them into strips) and put them in the bag/bowl.

### Playing the Game

Have the children form partners, then form a big double circle. Tell the children to move however you command them to move, such as march, walk, skip, tip toes, big knee bends, pat head, fly like a bird, etc. (BUT NOT RUN!!!) when you play the music. But when the music stops, they and their partner are to grab hands and sit down as quickly as possible. The last pair to sit down become the Question Choosers for the class. If the class answers it correctly, then the pair is added back into the group immediately. If not, then the pair stays out until another round when a correct answer is given to a question. (Feel free to add back incorrectly answered questions into the bag).

Game continues as number of questions, time, and attention span allow.

NOTE: Have the children who are "out" help make up actions for the other children to do, put them in charge of the music, etc. along with you. This will keep them happily occupied as they continue.

### Non-competitive Option

Don't exclude the Question Choosers from the game, even if class gets the wrong answer.

### Optional TAKING IT TO OTHERS Activity: Quiz Questions

Have the children choose a few of the questions from the game to ask the parents/other children during TAKING IT TO OTHERS time. Help pre-readers by whispering the question in their ear and letting them ask it aloud to the parents/other children. Make sure you read the Bible verse aloud before you ask your questions.

Directions:

1. Write words to song in large print before class.
2. Play the song for the children, helping them follow along on the song sheet.
3. Discuss the song, using a few questions from the discussion sheet. *Don't use them all!*
4. Introduce sign language for key words of your choice from sign language sheet for your song. Use as few or as many as you think the children can learn.
5. Sing and sign the song. Sign language as well as large format lyrics and sheet music are found in the PFI Unit Songbook or online.
6. If desired, play the Song Game.

**Optional TAKING IT TO OTHERS Activity: Presenting and Singing the Song**

1. Sing and sign the song, encouraging the watching children/parents to join in.
2. Ask the class some of the questions listed below. The Bible Truth Connection Question is particularly good to help them understand how the song ties in with the Bible Truth.

### **Come, Ye Sinners, Poor and Needy**

#### **Verse 3**

Come ye weary, heavy-laden,  
Lost and ruined by the Fall;  
If you tarry till you're better,  
You will never come at all.

Refrain:

I will arise and go to Jesus,  
He will embrace me in His arms.  
In the arms of my dear Savior,  
O there are ten thousand charms.

**Listen to it on PFI ESV Songs 6, Track 12**

### **Understanding the Song**

1. What does heavy-laden mean? *To be carrying something too heavy for you.*
2. What kind of weary and heavy-laden is the songwriter talking about? *Being tired and weighed down by sins.*
3. What is sin and how does it weigh us down? *Sin is thinking, saying and acting in ways that do not please God. Sin brings suffering, pain and guilt. It separates us from the wonderful fellowship with God we were created to have. It makes our lives miserable.*
4. What is "the Fall"? *The Fall is what we call when sin and death entered God's perfect world through Adam and Eve's rebellion. Adam and Eve "falling" from their wonderful lives of perfectly sinless fellowship with God in a perfect, sinless world to a life filled with sin and death.*
5. How are we lost and ruined by The Fall? *This kind of lost means to be completely separated from God and unable to make our own way back to Him. We have all been "ruined" through the Fall because now our lives are spoiled with sin and death.*
6. What does it mean to tarry? *To tarry means to wait and put something off until later.*
7. What shouldn't we tarry about doing? Why? *We should not wait to come to Jesus for forgiveness of our sins. We should never wait to accept God's gift of eternal life because we love sin and it is easy to put off turning away from sin until later. But if we do tarry, there is a chance that we will never come at all because of our own hard hearts or because we do not know when we will die and then it will be too late.*
8. Who is the song writer going to? How will He receive him? *Jesus. He will embrace him in His arms.*
9. What he mean when he says *Jesus will embrace him in His arms?* *Not that Jesus will really give him a hug, but that He will rejoice that he has come to Him for salvation, and that He loves him tenderly. In heaven, though, Jesus very well WILL really hug him!*
10. What does it mean that there are ten thousand charms in the arms of Jesus? *A charm is something that delights you. Knowing Jesus' love and forgiveness, being in His family, are so wonderful that it is like getting ten thousand of the things that delight you most, all rolled up into one. There is nothing as wonderful as knowing and being loved by Him.*



**Bible Truth Connection Question**

1. How does this song relate to our **Bible Truth: All People Are Born Sinful, All People Need God's Mercy?** *We all are weary and heavy-laden with sin; but God, in His great mercy, offers all who are ruined by the Fall to find forgiveness of sins and eternal life through Jesus.*

**Story Connection**

1. How does this song relate to today's story? *The first believers obeyed Jesus' command to go out into all the world and tell the good news of salvation through faith in Him. God did amazing miracles through them to confirm their message and to encourage people not to tarry in their sins, but believe in Jesus. Further and further out into the world they went, that all who were weary and heavy-laden by sin; all who were lost and ruined by the Fall, might hear the good news, be freed from the burden of sins and be saved.*

**Bible Connection Question**

1. What does this song have to do with our **Bible Verse: Romans 5:17:** "For if, by the trespass of the one man, death reigned through that one man, how much more will those who receive God's abundant provision of grace and of the gift of righteousness reign in life through the one man, Jesus Christ.?"

*All people were ruined by the Fall, when Adam and Eve chose to disobey God. Sin has been passed down to us through Adam and Eve. We are all heavy-laden with sin and there is no way we can make ourselves better. But, we can go to Jesus. He offers abundant grace and righteousness through faith in Him. When we turn from disobeying God and trust in Jesus as our Savior, He will give us the gift of eternal life.*

**Life Application Questions**

1. How can our lives be affected by the message of this song? *We can praise God who has not left the children of Adam and Eve in their sins, but offers mercy and forgiveness through Jesus. We can ask God to help us not to tarry, but come to Him even today for salvation.*

2. How can we know the mercy and forgiveness through Jesus that God offers sinners? *By turning from our sins and trusting in Jesus as our own Savior.*

**ACTS Questions**

1. What is something we can praise God for from this hymn?

*Praise God for being the merciful God who calls sinners to Himself for forgiveness of their sins!*

2. What are sins we can confess to God from this hymn?

*That many times we think we can make ourselves better. We can somehow please God by our good deeds, when there is really no way for us to please God except through Jesus.*

3. What is something we can thank God for from this hymn? *We can thank God sending Jesus to save His people from their sins.*

4. What is something we can ask God for from this hymn?

*That God would work in our hearts that we might turn from our sins and trust Jesus as our Savior. We can ask Him to help us to come to Him and be forgiven.*

**Gospel Question**

1. We are heavy-laden with sins. Is there any hope for us? What is the gospel?

*God is the good Creator and King of the world. He made people to worship Him and live by His good laws. But we are all sinners who've rebelled against Him. We all deserve death--God's just, eternal punishment for our sins. How terrible! But God has good news for us. In His great mercy, God sent His Son, Jesus to earth as a man to save sinners. He lived the perfect life that pleases God. (He's the only one who's ever done that!) He offered it up to God His Father as the perfect sacrifice for sins when He suffered and died on the cross. Then, on the third day, Jesus rose from the dead in victory. He had fully paid for the sins of God's people, so they wouldn't have to! Now all who turn away from their sins and trust in Jesus as their Savior will receive forgiveness of sins and eternal life with God. They will be His very own special people who will know Him and enjoy Him forever. We can be God's people, too, if we turn from our sins and trust in Jesus as our own Savior.*

## **Song Game: Sign It, Say It, What Does It Mean?**

### **Materials**

Sign Language signs used in song, particularly choose words with important meanings you want the children to learn, such as “grace”, “redeem”, etc.

Bag or bowl

### **Preparing the Game**

1. Cut out signs and put in bowl.

### **Playing the Game**

1. Practice the song and signs until the children know them well. Then put all the signs we’ve learned in this bag/ bowl and mix them up.
2. Ask one of the children to choose a sign, but not show it to anyone...but you, if they need some help.
3. Ask the child to do the sign for the rest of the children and see if the other children can guess which one it is. Do the sign with the child, if desired.
4. When the children guess the sign, ask them the meaning of the word. If no one guesses the sign, put it back in the bowl to be picked again.
5. Choose another child to pick a new sign from the bag and continue.

NOTE: You might want to sing the song after you do each word or couple of words.

Game continues as number of questions, time, and attention span allow.

choose a FEW questions for discussion, then choose the game and/or music activity

**Meditation Version: Romans 5:17**

“For if, by the trespass of the one man, death reigned through that one man, how much more will those who receive God’s abundant provision of grace and of the gift of righteousness reign in life through the one man, Jesus Christ.”

**Understanding the Bible Verse**

1. What is a trespass? *A breaking of a law.*
2. Who is the “one man” who trespassed against God’s law, bringing death to the world? *Adam.*
3. What law did Adam break? *God’s law to not eat from the Tree of the Knowledge of Good and Evil.*
4. What is another word for trespass? *Sin.*
5. What is sin? *Saying, doing, thinking, being anything that does not please God.*
6. What is death? *Death is not just our bodies dying. It is also something that happens in our hearts. We are cut off from the fellowship of God that He made us to enjoy with Him. If we do not turn from our sins, confess them to Jesus and trust in Him to save us from our sins, then our final punishment will be eternal death. It will punishment that never ends, away from God and everything that is good.*
7. How does death now reign in our world? *All people are sinners. Only people without sin—as Adam and Eve were in the beginning—can be accepted by God on their own merit. Since people are only sinners, they all deserve death. Death “reigns” here, because there is nothing we can do on our own to get out of dying.*
8. If death “reigns” here on earth, how will anyone know eternal life with God? *By God’s abundant provision of grace and the gift of righteousness through Jesus Christ.*
9. What is God’s “abundant provision of grace”? *Grace means a free gift we do not deserve. An abundant provision means to provide someone with more than they need. Through Jesus’ death on the cross, God gives to all the free gift of forgiveness of sins even more than we need.*
10. How is righteousness and how does the gift of righteousness reign in life through the one man, Jesus Christ? *Righteousness is being completely without sin before God. We are all sinners. We can never be righteous before God on our own. But Jesus, the Son of God, came to earth to live as a man—fully God and fully man. He is the only human to ever live a completely perfect life. He offered it up on the cross as the perfect sacrifice for the sins of all who will ever turn and trust in Him. He gives it to them as a gift. No longer will they have to suffer the punishment of death like others. They will “reign” in life—eternal life—with God forever because of what Jesus has done for them.*

**Bible Truth Connection Question**

1. What does the verse have to do with our Bible Truth? *Adam and Eve passed on their sinful hearts to their children--all of us! That means that we all are born sinners. How terrible! But God promised to show mercy to all who look in faith to the Savior who would crush Satan’s power. Yes! All who turn from their sins and trust in Jesus are saved from the punishment they deserve from God for their sins. Sin came through one man, Adam. But Jesus, the Son of God and the son of man, gives His grace and perfect righteousness--everything they need to be saved!*

**Story Connection Questions**

1. What does the verse have to do with our story? *Jesus brought the reign of life by His death on the cross and His rising from the dead. He sent His disciples out into the world to show and tell that no longer must death reign the lives of all people. All who turn and trust in Him, will receive the abundant provision of His grace and righteousness. Eternal life can reign in them through the gift of Jesus.*

**Life Application Questions**

1. What can we do to fight the “reign of death” in ourselves? *By turning from our sins and trusting in Jesus as our own Savior.*
2. What can we do to help fight the reign of death in our world? *Tell others the good news of Jesus that they might be saved.*

**ACTS Questions**

1. What is something we can praise God for from this Bible Verse? *Praise God for being the Giver of Grace and Righteousness to sinners.*

2. What are sins we can confess to God from this Bible Verse?

*That we have all turned away from God. We deserve God's punishment! We need a Savior!*

3. What is something we can thank God for from this Bible Verse?

*We can thank God for sending Jesus to bring God's abundant grace and righteousness to all who turn away from disobeying God and trust in Jesus as their own Savior.*

4. What is something we can ask God for from this Bible Verse?

*We can ask God to work in our hearts that we would want to turn away from disobeying Him and trust in this wonderful Jesus as our own Savior. We can ask Him to give us His abundant grace and righteousness through faith in Jesus.*

**The Gospel**

1. Why do we need God's abundant grace and righteousness? How can we receive it? What is the gospel?

*God is the good Creator and King of the world. He made people to worship Him and live by His good laws. But we are all sinners who have rebelled against Him. We all deserve death--God's just, eternal punishment for our sins. How terrible! But God has good news for us. In His great mercy, God sent His Son Jesus to earth to save sinners. Yes, Jesus, the perfect Son of God, left His home in heaven and became a man. He lived the perfect life that pleases God. (He's the only one who has ever done that!) He offered it up to God His Father as the perfect sacrifice for sins when He suffered and died on the cross. Then, on the third day, Jesus rose from the dead in victory. He had fully paid for the sins of God's people, so they wouldn't have to! Now all who turn away from their sins and trust in Jesus as their Savior will receive forgiveness of sins and eternal life with God. They will be His very own special people who will know Him and enjoy Him forever. We can be God's people, too, if we turn from our sins and trust in Jesus as our own Savior.*

## Game: Mr. Freezie Ball

### Materials

Bible verse written up in large print so that all can see  
Medium size foam or other soft surfaced ball, or tennis ball

### Preparing the Game

None.

### Learning the Verse

Some or all of your children may be non- or early readers. Teach the verse in sections, having them say it after you. Repeat a few times. Add clapping or other movement as they say it.

### Directions

1. If desired, lead the children in a discussion of a **FEW** of the most important questions before beginning game.
2. Explain the game to them as follows:  
Have the children spread out around the leader, who will be the first Mr. Freezie. Everyone says the Bible verse together. Then, Mr. Freezie throws the ball up in the air as he calls out the name of one child. That child runs to get the ball, while everyone else spreads out. When the child gets the ball, he yells "freeze" to the other children. He then rolls the ball to gently hit another child. That child tries to say the memory verse, getting the assistance of one other person if desired. If he says it correctly, he becomes the new Mr. Freezie and will be the next to toss the ball. If not, then the child who rolled the ball remains Mr. Freezie for another turn. The person who rolled the ball would then become the new Mr. Freezie and be next to toss the ball. Class says verse together each time before Mr. Freezie says the next child's name.

Game continues as time and attention span allow.

### Optional TAKING IT TO OTHERS Activity: Quiz Questions

Have the children choose a few of the questions from the game to ask the parents/other children during TAKING IT TO OTHERS time. Help pre-readers by whispering the question in their ear and letting them ask it aloud to the parents/other children. Make sure you read the Bible verse aloud before you ask your questions.

## Directions:

1. Write words to song in large print before class.
2. Play the song for the children, helping them follow along on the song sheet.
3. Discuss the song, using a few questions from the discussion sheet. *Don't use them all!*
4. Introduce sign language for key words of your choice from sign language sheet for your song. Use as few or as many as you think the children can learn.
5. Sing and sign the song. Sign language as well as large format lyrics and sheet music are found in the PFI Unit Songbook or online.
6. If desired, play the Song Game.

**Optional TAKING IT TO OTHERS Activity: Presenting and Singing the Song**

1. Sing and sign the song, encouraging the watching children/parents to join in.
2. Ask the class some of the questions listed below. The Bible Truth Connection Question is particularly good to help them understand how the song ties in with the Bible Truth.

**For If by the Trespass**

“For if, by the trespass of the one man,  
 death reigned through one man,  
 For if, by the trespass of the one man,  
 death reigned through one man,  
 Then how much more will those who receive  
 God’s abundant grace and righteousness  
 Reign in life, Reign in life,  
 Through one man, Jesus Christ.”  
 Romans Five, seventeen.

**Listen to it on PFI ESV Songs 6, Track 13**

**Song Game: Pass the Secret Sign****Materials**

Sign Language signs used in song, particularly choose words with important meanings you want the children to learn, such as “grace”, “redeem”, etc.

Bag or bowl

Blindfold

**Preparing the Game**

1. Cut out signs and put in bowl.

**Playing the Game**

1. Practice the song and signs until the children know them well.
2. Have all the children stand in a tight circle, except one, “It,” who will stand in the middle of the circle, blindfolded.
3. Have the children in the circle to put their hands behind their backs. Choose a sign from the bag and hand to a child in the circle, still keeping hands behind their backs, not looking at the sign.
4. When “It” says “Pass the Secret Sign”, the children will begin to pass the sign around behind their backs.
5. When “It” says “Stop the Passing!” the child who has the sign freezes with the sign behind his back.
6. The child with the sign brings it around and looks at it. You can help the child practice the sign.
7. Then take the blindfold off of “It”, watch the child with the card do the sign, then have “It” guess the name of the sign. (If desired, “It” can ask another child in the circle for help with their guess.)
8. The holder of the sign then becomes “It.” Sing the song with all the signs, then repeat.

**STORY REVIEW**

Directions: Read and discuss Bible Truth, using a FEW of the questions. Play game. Feel free to modify the game to fit your children.

**General Story Questions**

1. What were the disciples discussing on Easter night? *The stories the women, Peter, Cleopas and his friend told about seeing Jesus, risen from the dead.*
2. What did Jesus' disciples think Jesus was when they first saw Him? What did He do to show them it wasn't so? *A ghost. He showed them His hands, feet, side; and, he ate fish.*
3. What did Jesus show them from the Bible? *That everything that happened to Him was foretold in the Bible.*
4. Where did Jesus tell the disciples to go? Why? *Into all the world, starting with Jerusalem, Judea, Samaria and to the ends of the earth. Because He was establishing His Church from people of every nation, just like God had said in the Bible that He would.*
5. What were they to receive to help them do this? *The Holy Spirit to give them courage and power to do this.*
6. What was the first amazing wonder that people noticed in the disciples? *That they could speak in many different languages that they had never learned.*
7. What other kinds of miracles did the disciples do in Jesus' name? *Healed people; raised the dead; endured great suffering; poison from viper didn't affect Paul when he should have died; handkerchiefs and aprons that Paul touched healed the sick.*
8. Why did God do such amazing wonders through those early disciples? *Because He was confirming that Jesus had really risen from the dead and had broken the power of sin and death. He was showing that at last the Kingdom of God had come and He was establishing His Church from people of every nation. This was completely different from anything that had happened before.*
9. What was the message that the disciples told? *Jesus died on the cross as payment for sin and rose from the dead, showing that He had broken the power of sin and death. All who turn from their sins and trust in Jesus as Savior will be forgiven their sins, have the Holy Spirit give them new hearts, and be once more in fellowship with God. They will be God's special people forever and ever.*
10. Why doesn't God do so many amazing wonders as His people tell the good news of Jesus now? *It is NOT because God is unable to do these things. It is because He was making it clear that the power of sin and death had at last been broken. He was making it clear that a new day had come. He was building His people, the Church, from every people of every nation, not just the Jews. When God finished establishing His church in those early days, He chose to do less signs and wonders as His people spread the good news of Jesus. Now God's Church has been established in many places. But even today, in parts of the world where the gospel is being told for the first time, God sometimes performs amazing signs and wonders to confirm the good news of Jesus.*
11. What do God's people show and tell today? *The same good news that the disciples long ago did: that He offers forgiveness of sins to all who turn from their sins and trust in Jesus as their Savior.*
12. How has Jesus already defeated sin and death? *What will He do when He returns to earth again? He broke the power of sin and death and crushed Satan's power when He died on the cross. When He comes back, He will completely do away with sin, death and Satan forever. God's people will get to enjoy eternal life with God forever in the new heavens and earth.*

**Bible Truth Connection Questions**

1. What special ways did God make clear to all in first years after Jesus rose from the dead that He had fulfilled His promise of salvation and mercy through Jesus? *He performed amazing miracles through the first believers to show that Jesus really was the promised Messiah and was now establishing His kingdom in God's people, the Church.*
2. What was the message God gave the disciples to tell? *That Jesus was the Savior that God had promised to send from the time of Adam and Eve to crush Satan's power and free all who turn and trust in Him from being captives to sin and death.*

**Life Application Questions**

1. Can you think of someone you know who needs to hear the good news of Jesus? *Let's pray for that person and for God to give you a chance to tell them about Jesus.*
2. How can they—and we—be saved by God from our sins? *By turning from our sins and trusting in Jesus as our own Savior.*

**Bible Verse Connection**

1. What does our story have to do with the **Bible Verse: Romans 5:17**: "For if, by the trespass of the one man, death reigned through that one man, how much more will those who receive God's abundant provision of grace and of the gift of righteousness reign in life through the one man, Jesus Christ."?

*Jesus brought the reign of life by dying on the cross and rising from the dead. He sent His disciples out into the world to show and tell that no longer must death reign the lives of all people. All who turn and trust in Him, will receive the abundant provision of His grace and righteousness. Eternal life can reign in them through the gift of Jesus.*

**ACTS Questions**

1. What's something we can praise God for from this story? *Praise God for being the Conqueror of Sin and Death through Jesus.*

2. What's something we can confess from this story? *Confess that many times we do not tell others about salvation through Jesus when we could.*

3. What's something we can thank God for from this story? *We can thank God for Jesus' victory over sin and death. Thank Him for sending His people out so that the whole world might know about salvation through Jesus. Thank Him for sending someone to us to tell us how we can be saved.*

4. What is something we can ask God for, from this story?

*We can ask God to work in our hearts, helping us to turn away from our sins and trust Jesus as our own Savior. We can ask Him to send out His people into all the world, that all may know about Jesus. We can ask Him to work in the hearts of others who need to hear about Jesus.*

**The Gospel**

1. What is the good news of Jesus that Jesus commanded His disciples to tell to the whole world?

*God is the good Creator and King of the world. He made people to worship Him and live by His good laws. But we are all sinners who have rebelled against Him. We all deserve death--God's just, eternal punishment for our sins. How terrible! But God has good news for us. In His great mercy, God sent His Son Jesus to earth to save sinners. Yes, Jesus, the perfect Son of God, left His home in heaven and became a man. He lived the perfect life that pleases God. (He's the only one who has ever done that!) He offered it up to God His Father as the perfect sacrifice for sins when He suffered and died on the cross. Then, on the third day, Jesus rose from the dead in victory. He had fully paid for the sins of God's people, so they wouldn't have to! Now all who turn away from their sins and trust in Jesus as their Savior will receive forgiveness of sins and eternal life with God. They will be His very own special people who will know Him and enjoy Him forever. We can be God's people, too, if we turn from our sins and trust in Jesus as our own Savior.*



## Game: Obstacle Course Quiz

### Materials

Various materials, such as jump ropes, balls, inner tubes, carpet squares, boxes, tunnels made from chairs and bedspreads, etc. to make a simple obstacle course for each team.

Masking Tape

20+ Story Review Questions and other story review questions, 1+ per child

Paper/post-it notes & marker/pencil

### Preparing the Game

1. Choose 20+ questions for your game from the Story Review Discussion Questions, or make up your own.
2. Set up two identical obstacle courses, one for each team, that both end up at the same wall of your room.
3. Write a question on the back of a post-it note. On the front, write a point amount, such as 5, 10, 25 points, depending upon the difficulty of the question. Place these questions on the wall at the end of the obstacle courses.
4. Use the masking tape to make starting lines.

### Playing the Game

Divide the children into two teams and have them sit down in a line. Demonstrate how they are to go through the obstacle course. At the leader's command, the first person in each line goes through the obstacle course. Whoever reaches the question wall first wins 1 point for their team and gets to take down one question to give to the teacher. The teacher will ask the question to both teams, calling on the team who raises their hand first. If that team is correct in their answer, they get 2 points. If not, then the question goes to the other team. Process is repeated with next 2 children in line, etc.

Game continues until all have had a chance to run the course, or as question cards, time and attention span allow.

### Non-competitive Option

Send the children through two at a time, each child choosing a question from the wall. Have the children ask their question to the whole group and work together on the answer. Have the two children come back through the obstacle course and go to the back of their own lines. Repeat with next two children.

### Optional TAKING IT TO OTHERS Activity: Quiz Questions

Have the children choose a few of the questions from the game to ask the parents/other children during TAKING IT TO OTHERS time. Help pre-readers by whispering the question in their ear and letting them ask it aloud to the parents/other children.

**CASE REPLAY ACTIVITIES**

Use this guide to review the Case Story and act it out for others to enjoy!

**CASE REPLAY, JR: YOUNGEST CHILDREN**

**Description:** The children will act out the story together, everyone doing the same action/sound effect at the same time. This activity is most suitable for kindergarteners.

**Materials**

The Case RePlay, Jr. script for younger children

**Preparation**

1. Read through the script and write in the blanks along the side possible actions/sound effects the children could do to act it out.

**Instructions**

1. Tell the children that they will be re-enacting the story together as you tell it.
2. As you read the script, lead the children in actions/sound effects to do with you.
3. If desired, you can read the script and stop at certain sentences and ask them what a good action/sound effect would be to act out what you just read.
4. Repeat the re-enactment one or two times more.

**CASE REPLAY, SR: OLDER CHILDREN**

**Description:** The children act out the story as a three-scene play. You will narrate it using the Case RePlay, Sr. script and they will act it out (no spoken words, for the most part), with each child assuming a different character's role. This activity is most suitable for first grade and up. You will review the story, then practice it a few times before performing it for others.

**Materials**

The Case RePlay, Sr. script  
White board or other large format paper  
Costumes and props

**Preparation**

1. Prepare for the play by choosing costumes and props for each character in the story. Decorate the area with any scenery props.
2. Write the words "Beginning," "Middle," "End" on a large piece of paper/whiteboard with plenty of space under each heading. You will use this paper to help the children think about the story as a three-scene play, as it is presented in the script.

**Instructions**

1. Tell the children that they will get to act out the story as a three-scene play, with a beginning, middle and end section. Tell them that before they can act it out, they need to think it out. as you narrate it with your script.
2. Take the children's answers as they recount the story, helping them put key incidents in the right order.
3. If desired, when they have filled in their Beginning, Middle, End, read through your whole (real) script, so they hear exactly what you will have them act out.
4. Then tell the children that it's time to practice acting out the story.
5. Assign parts to each child. If you are using costumes, do NOT give them out at this point. They will be a distraction.
6. Have all the children sit on the floor or in chairs on one side of the "stage," then call the characters up in place as their part in the story comes.
7. As you read the script, guide the children in where you want them to move or do to act it out.
8. After going through the whole script once, give out any costumes and props and act out the script once or twice more.

**Optional TAKING IT TO OTHERS Activity: Re-enacting the Story**

Read the script as the children act out together (younger) or assuming different roles (older) as the other children or the parents watch.

## **CASE REPLAY, JR--YOUNGER KIDS (KINDERGARTEN) P.2**

Welcome to our play! The name of our story is called: The Case of the Show and Tellers.

This story takes place in New Testament times, around when Jesus died on the cross and rose from the dead.

And now we present: "The Case of the Show and Tellers."

### **Scene 1:**

For many years God's people had been watching and waiting for the promised Savior to come. At last He came! Jesus! But when Jesus died on the cross, many were confused. They didn't realize the Savior was to die for their sins!. Then came the third day--Easter day. Jesus' body was gone. Peter, Mary Magdalene and Cleopas all said they saw Him. Could it be true? On Easter night, Jesus' disciples gathered together in Jerusalem, eating their fish dinner and talking about all these stories. As they were talking, Jesus suddenly appeared to them. They thought He was a ghost. He showed them His hands and feet and ate some fish to show them that He was truly alive. He showed them all the promises from the Bible He fulfilled. Then He told them they were to preach the good news to all nations, from Jerusalem, Judea, Samaria and to the ends of the earth, as soon as they received the Holy Spirit.

### **Actions:**

---

---

---

---

### **Scene 2:**

On Pentecost, the Holy Spirit came upon them as they were praying. He filled their hearts and helped them to tell the good news of Jesus. They even spoke in languages they had never learned to peoples from other countries who had come to Jerusalem for Pentecost. Everyone wanted to know how these Galileans could suddenly speak to them in their own language. Peter told them it was God's power. He urged them to turn from their sins, believe in Jesus and be saved. The Holy Spirit worked powerfully in the hearts of those listening and 3000 people were saved that day! God's Church was growing!

---

---

---

---

### **Scene 3**

These new believers began to go into the world to show and tell the good news of Jesus, just as Jesus had told them to. God did amazing miracles through them as they told about salvation through Jesus to show that He was the Messiah who had broken Satan's power. He was using them to establish God's people, the Church. In Joppa, Judea, Peter told the good news of Jesus and raised Tabitha from the dead. Many saw and heard and believed. In Samaria, Philip told about Jesus and healed many people. God worked in their hearts and many Samaritans believed. On the island of Malta, Paul told about Jesus and when bit by a poisonous viper, the Lord healed him. Many Maltese saw and believed. In Ephesus, Paul told about Jesus and God healed people who were touched by handkerchiefs and aprons that Paul had touched. God worked in their hearts and believed. In Rome, he even got to tell Caesar about Jesus. God used these early believers to show His mighty power and tell many people the good news: Jesus had broken the power of sin and death that held all people captive since Adam and Eve. Now He was calling His people from every nation and establishing them as the Church. Even today, God's people still are showing and telling the good news of Jesus to the people of the world. And they will keep on doing this until the day Jesus comes back a second time, to end sin and death forever and to bring all God's people to live with Him in the new heaven and earth forever.

---

---

---

---

---

---

---

---

---

---

**Bible Truth Tie-In:** The Bible Truth we are learning is: **All People Are Born Sinful, All People Need God's Mercy.** Jesus appeared to His disciples and showed them that He had indeed crushed Satan's power. They were to go into all the world so that sinners from every people and nation could hear the good news, believe and be freed from being captives to sin and death.

## **CASE REPLAY, SR--OLDER KIDS (1ST GRADE AND UP) P.3**

Welcome to our play! The name of our story is called: The Case of the Show and Tellers.

This story takes place in New Testament times, around when Jesus died on the cross and rose from the dead.

The characters in our story are: Jesus, Peter, Philip and the other disciples, Women, Cleopas and friend, People from many nations, Paul, and Caesar.

And now we present: "The Case of the Show and Tellers."

### **Scene 1: (Beginning)**

For many years God's people had been watching and waiting for the promised Savior to come. At last He came! Jesus! But when Jesus died on the cross, many were confused. They didn't realize the Savior was to die for their sins!. Then came the third day--Easter day. Jesus' body was gone. Peter, Mary Magdalene and Cleopas all said they saw Him. Could it be true? On Easter night, Jesus' disciples gathered together in Jerusalem, eating their fish dinner and talking about all these stories. As they were talking, Jesus suddenly appeared to them. They thought He was a ghost. He showed them His hands and feet and ate some fish to show them that He was truly alive. He showed them all the promises from the Bible He fulfilled. Then He told them they were to preach the good news to all nations, from Jerusalem, Judea, Samaria and to the ends of the earth, as soon as they received the Holy Spirit.

### **Scene 2: (Middle)**

On Pentecost, the Holy Spirit came upon them as they were praying. He filled their hearts and helped them to tell the good news of Jesus. They even spoke in languages they had never learned to peoples from other countries who had come to Jerusalem for Pentecost. Everyone wanted to know how these Galileans could suddenly speak to them in their own language. Peter told them it was God's power. He urged them to turn from their sins, believe in Jesus and be saved. The Holy Spirit worked powerfully in the hearts of those listening and 3000 people were saved that day! God's Church was growing!

### **Scene 3: (End)**

These new believers began to go into the world to show and tell the good news of Jesus, just as Jesus had told them to. God did amazing miracles through them as they told about salvation through Jesus to show that He was the Messiah who had broken Satan's power. He was using them to establish God's people, the Church. In Joppa, Judea, Peter told the good news of Jesus and raised Tabitha from the dead. Many saw and heard and believed. In Samaria, Philip told about Jesus and healed many people. God worked in their hearts and many Samaritans believed. On the island of Malta, Paul told about Jesus and when bit by a poisonous viper, the Lord healed him. Many Maltese saw and believed. In Ephesus, Paul told about Jesus and God healed people who were touched by handkerchiefs and aprons that Paul had touched. God worked in their hearts and believed. In Rome, he even got to tell Caesar about Jesus. God used these early believers to show His mighty power and tell many people the good news: Jesus had broken the power of sin and death that held all people captive since Adam and Eve. Now He was calling His people from every nation and establishing them as the Church. Even today, God's people still are showing and telling the good news of Jesus to the people of the world. And they will keep on doing this until the day Jesus comes back a second time, to end sin and death forever and to bring all God's people to live with Him in the new heaven and earth forever.

**Bible Truth Tie-In:** The Bible Truth we are learning is: **All People Are Born Sinful, All People Need God's Mercy.** Jesus appeared to His disciples and showed them that He had indeed crushed Satan's power. They were to go into all the world so that sinners from every people and nation could hear the good news, believe and be freed from being captives to sin and death.

## The Handkerchief Touched by Paul

### Description

Children will fringe the edges of burlap or other loosely woven cloth and decorate with marker and glitter glue or by sewing designs/letters.

### Materials

Burlap or other loosely woven cloth that is easy to fringe  
Yarn and Blunt tapestry needles, one per child  
OR Markers, glitter glue, etc.

### Preparing the Craft

1. Cut a 12"x12" square out of burlap for each child.
2. Set out needle and yarn (better for older children) or markers and glitter glue (better for younger children).

### Making the Craft


1. Show the sample of the craft you have made.
2. Have the children fringe all of the edges of the fabric by singling out a horizontal thread of the weave and gently nudging it out. Repeat until fringe is desired length, perhaps  $\frac{1}{2}$  to 2". Repeat process on all four sides. (If fringe the edges to 2" you can divide segments into even bunches and tie them into knots on the end.)
3. Children can then either sew or use the markers/glitter glue to decorate the rest of their handkerchief. Children who are sewing may first want to mark a simple design faintly on the fabric with marker, then sew over the markings.

### Optional TAKING IT TO OTHERS Activity: Craft Presentation

If

you are presenting the craft to other children or parents the children can hold up their crafts (or your model craft) and read their Bible Truth Connection answers to explain the importance of the craft.

here are some pattern ideas, especially good for the older children doing this craft.



**CASE CRAFT****Discussion Guide****Instructions:**

As the children are settled into making their craft, ask them these questions to help them understand the craft's significance. Use the answers provided to guide the children's answers.

**Discussion Questions**

1. What miracle did God do through Paul in Ephesus with a handkerchief? *God healed people who simply touched a handkerchief that had been touched by Paul.*

2. Why did God do this? *To show that the message Paul was preaching really was from God.*

3. What was the message that Paul was preaching? *That all who turn from their sins and trust in Jesus as their Savior can be saved from the punishment they deserve from God for their sins and become God's people.*

4. What is Bible Truth that we are learning? *All People Are Born Sinful, All People Need God's Mercy.*

5. What does our craft have to do with our Bible Truth: All People Are Born Sinful, All People Need God's Mercy?

*Since Adam and Eve rebelled against God, all people have been born sinners, too. God did such amazing wonders through his disciples to show that at last the promised Savior had come and crushed Satan's power. Now all who believed in Jesus would be saved. God was establishing them as His people, the Church.*

6. What can our craft help us remember? *God did amazing miracles through the first believers to establish His people, the Church. But none of those miracles are greater than the new heart He puts in every person who believes in Him; nor the day when He raises the bodies of all His people from the dead to live with Him forever.*

**TAKING IT TO OTHERS****Craft Presentation****Instructions:**

Have children hold up your model craft/their crafts. Choose five children (or you say) the five sections below to explain the craft's importance.

**Presentation:**

1. Our craft is: *The Handkerchief Touched by Paul.*

2. In Ephesus, the Lord did such amazing miracles through Paul that people were healed who simply touched a handkerchief. He did these things through Paul to show that Jesus really was the Messiah who had crushed Satan's power over sin and death, and was not establishing His Church, through faith in Him. No human could do something like this. Many saw these signs and put their faith in Jesus.

3. Our Bible Truth is: *All People Are Born Sinful, All People Need God's Mercy.*

4. Since Adam and Eve rebelled against God, all people have been born sinners, too. God did such amazing wonders through his disciples to show that at last the promised Savior had come and crushed Satan's power. Now all who believed in Jesus would be saved. God was establishing them as His people, the Church.

5. Our craft can help us remember that God did amazing miracles through the first believers to establish His people, the Church. But none of those miracles are greater than the new heart He puts in every person who believes in Him; nor the day when He raises the bodies of all His people from the dead to live with Him forever.

Note: Even non-readers can participate in presenting the craft, if you will whisper what they are to say in their ear and let them say it aloud for the others to hear.

**BEFORE CLASS:****1. PICK YOUR PERSON**

VIPPs can be anyone in your church! Typically, they fall into 6 categories: Church staff, Elders, Deacons/deaconesses, Special Volunteers (people who aren't paid, but spend a lot of time helping out in particular ways), Supported Workers (aka missionaries), and Church Members.

**2. GATHER YOUR FACTS**

Use the VIPP Information Sheet to write down the facts about your VIPP. The information on this worksheet is used in the VIPP activities, listed in the "Choose an Activity" section below.

**DURING THE ACTIVITY:****1. INTRODUCE YOUR VIPP**

Introduce your VIPP to the children, using the VIPP Information Sheet. Fill in a set of VIPP Clue Cards with the information for your VIPP. If desired, you can even have the actual person come into class for the children to meet.

Need help describing what someone does for the church in a kid-friendly way? Check out the list of common VIPPs on the Praise Factory website in the PFI Resources. There are lots of kid-friendly descriptions for common VIPP's, such as pastors, elders, deacons and a lot more.

**2. PRAY!**

Lead the children in praying for the VIPP. Ask the children if they would like to pray for one of the VIPPs prayer requests. Even non-readers can pray for the VIPP if you whisper the prayer request in their ear, then let them say it aloud. Never force a child to pray!

**3. CHOOSE AN ACTIVITY**

There are two activities you can use to help the children learn about the VIPP:

**VIPP Clue Cards:** These are nine coloring sheets in which children fill in the nine things they learn about the VIPP from the VIPP Information Sheet. Photocopy a set of each child. Use as few or as many of these Clue Cards as you desire.

**VIPP Game:** This is a game that uses a set of Clue Cards for one or two VIPPs.

Choose a VIPP and fill in his/her information on the VIPP Information Sheet. Fill in a set of VIPP Clue Cards with the information for your VIPP. Tell the children about the VIPP, having them fill in the VIPP Clue Cards with the key facts as they learn them. Write any words the children need to write on a white-board or other piece of paper so they can see how to spell them. Help younger children write these words on their clue cards. Ideas for how to tell the children about many common VIPPs are listed at [praisefactory.org](http://praisefactory.org) with the Resources for this Bible Truth.

**Optional TAKING IT TO OTHERS Activity: Introduce and Pray for the VIPP**

If you are presenting the VIPP to other children or parents you can assign children to hold up the 10 clue cards and say what each card tells about the VIPP. (Or, you can have the children hold them up as you tell what each one means.) Then lead the children in praying for the VIPP.

## Game: Hot and Cold Hide

### Materials

Information Sheet for one VIPP  
2 Set of Clue Cards  
8 8.5" x 11" Manilla Envelopes  
Blindfold

### Preparing the Game

1. Fill in one set of clue sheets for the VIPP you are using.
2. Tape the other (blank) set of Clue Cards to the outside of the manilla envelopes.
3. Put the filled-in clue cards in the corresponding envelope.

### Playing the Game

**Reveal:** Tell the children about the VIPP, showing them your filled-in clue cards as you tell about them.

**Review:** Choose one child to be "The Finder" and cover his eyes with the blindfold. Choose one of the Clue Card envelopes. Choose another child to be "The Hider". This child will hide the envelope somewhere in the room. When the clue is hidden, the Finder takes off his blindfold and begins to look for the envelope. The other children say "hot, cold, etc" as the child gets closer or further from the envelope to help the child find it. When the folder is found, the teacher (or the child) tells the Clue Card category. The other children try to remember what the VIPP's answer was. Open it up and see if they got it right. If they did, the Clue Card is retired. If not, it can be added back into the Clue Cards to be hidden.



**VIPP INFORMATION SHEET**

**VIPP NAME:**

\_\_\_\_\_

**WHAT VIPP LOOKS LIKE**

Man or Woman? \_\_\_\_\_

Hair color? \_\_\_\_\_

Eye color? \_\_\_\_\_

**FAVORITE ANIMAL**

\_\_\_\_\_

\_\_\_\_\_

**FAVORITE FOOD**

\_\_\_\_\_

\_\_\_\_\_

**FAVORITE FREE TIME ACTIVITY**

\_\_\_\_\_

\_\_\_\_\_

**WHAT VIPP DOES DURING WEEK**

\_\_\_\_\_

\_\_\_\_\_

\_\_\_\_\_

\_\_\_\_\_

**VIPP GROUP OF SERVICE:**

Church Member

Deacon

Elder

Church Staff

Special Volunteer

Supported Worker  
(Missionary)

**3 WAYS VIPP SERVES CHURCH**

\_\_\_\_\_

\_\_\_\_\_

\_\_\_\_\_

\_\_\_\_\_

\_\_\_\_\_

\_\_\_\_\_

\_\_\_\_\_

\_\_\_\_\_

**3 WAYS TO PRAY FOR THE VIPP**

\_\_\_\_\_

\_\_\_\_\_

\_\_\_\_\_

\_\_\_\_\_


\_\_\_\_\_

\_\_\_\_\_

\_\_\_\_\_

\_\_\_\_\_





**VIPP (Very Important Prayer Person)  
Coloring Sheets**

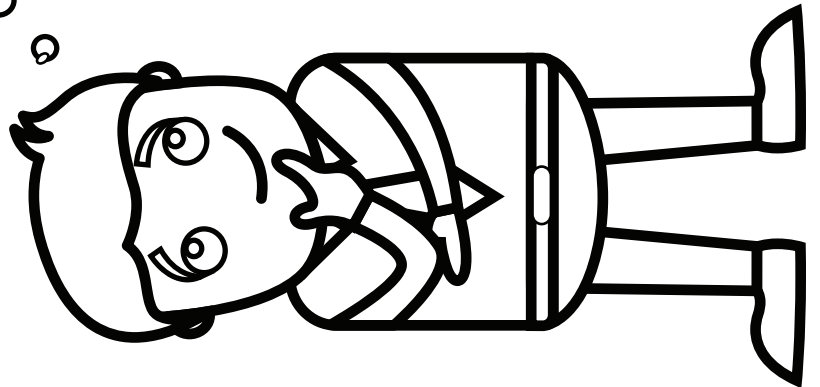




VIPP CLUE GUESS WHO

Can you guess who the  
Very Important Prayer Person  
is that we learned about and prayed for today?


Look at my clues  
and see if you know who it is!



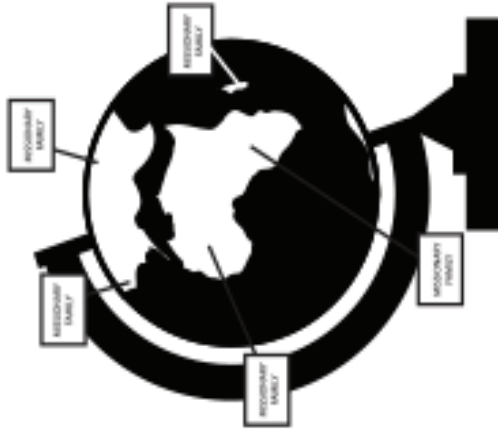
# What VIPP group am I in? Circle the right group.



Church Staff




Special Volunteers



Supported Workers



Church Member



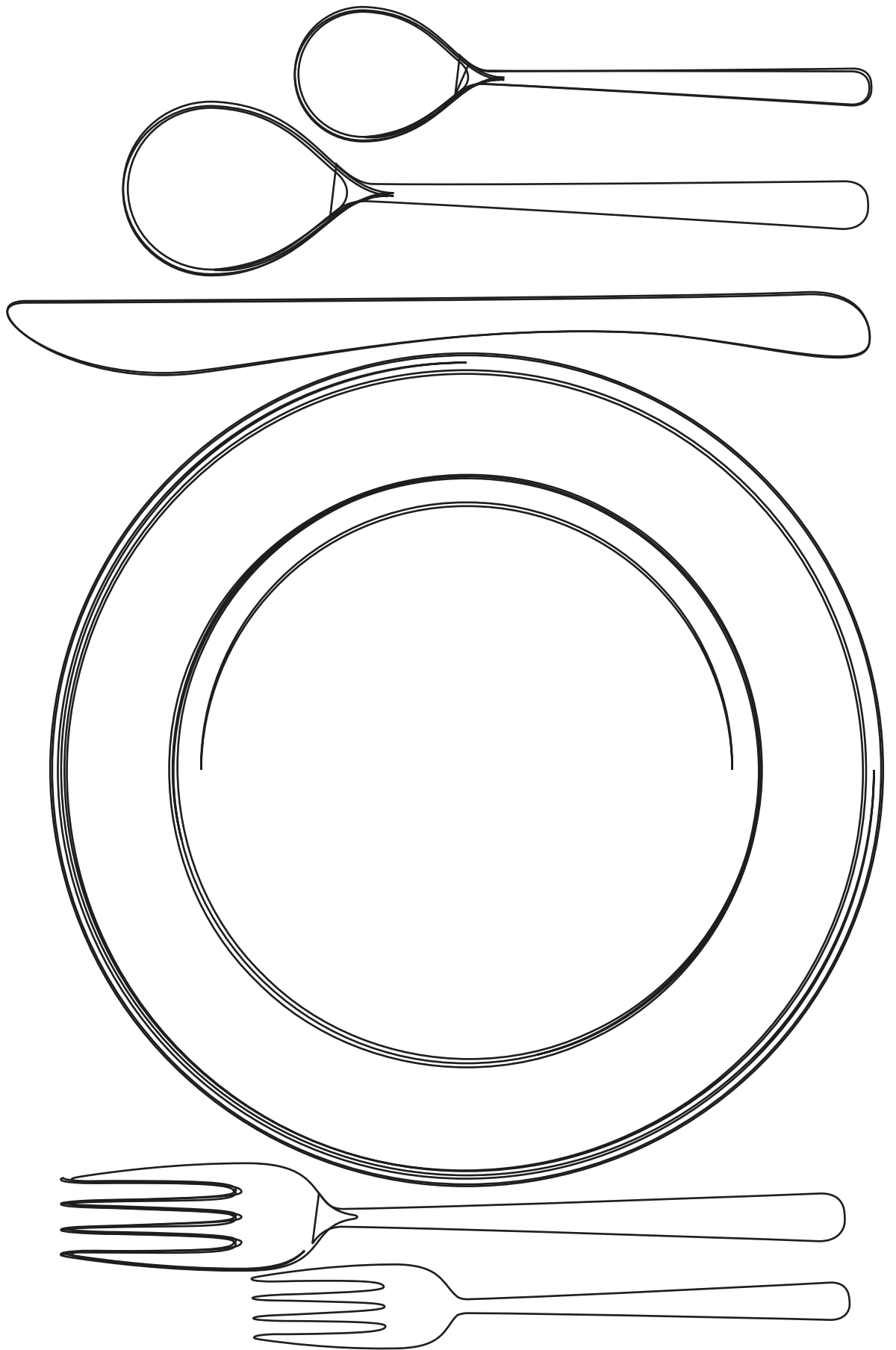
Deacons (Serve the physical needs of the church building and the church members)



Elders (Spiritual Teachers and Overseers of the Church)

---

Our VIPP's Favorite Food



---


Our VIPP's Favorite Animal





---


What our VIPP likes to do for fun



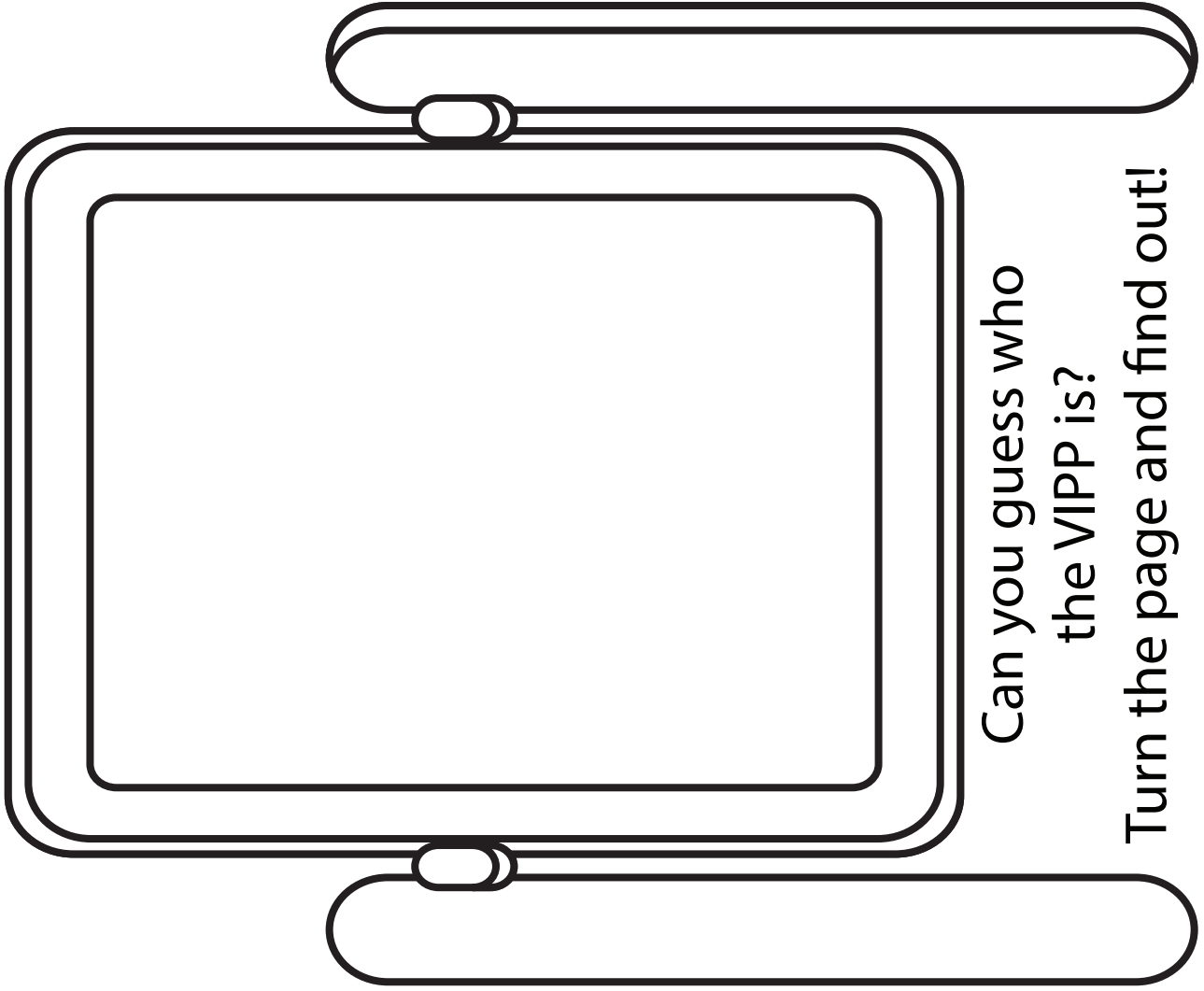


---


This VIPP's Job During the Week




What Our VIPP Looks Like



Can you guess who  
the VIPP is?  
Turn the page and find out!





\_\_\_\_\_

\_\_\_\_\_

**(Name)**

\_\_\_\_\_

\_\_\_\_\_

\_\_\_\_\_

**(Serves the church as)**

# Let's Pray for Our VIPPI!

---

---

---

---

---

---

---

---

