



**Unit 5 Core Curriculum--NIV  
God, the Good Creator**

Constance Dever ©2016



Curriculum for preschool and elementary age children,  
training tools, music and other resources  
are available for download or to order at:  
[www.praisefactory.org](http://www.praisefactory.org)

© 2015 Praise Factory Media all rights reserved. May be reproduced by licensed user for classroom purposes only.

This and many other resources are available online at [www.praisefactory.org](http://www.praisefactory.org)

Scripture quotations marked (NIV) are taken from the Holy Bible, New International Version®, NIV®, Copyright © 1973, 1978, 1984 by Biblica, Inc.™ Used by permission of Zondervan. All rights reserved worldwide.[www.zondervan.com](http://www.zondervan.com)

Scripture quotations marked (ESV) are from The Holy Bible, English Standard Version® (ESV®), copyright © 2001 by Crossway, a publishing ministry of Good News Publishers. Used by permission. All rights reserved.

Scripture quotations marked HCSB are taken from the Holman Christian Standard Bible®, Copyright © 1999, 2000, 2002, 2003, 2009 by Holman Bible Publishers. Used by permission. Holman Christian Standard Bible®, Holman CSB®, and HCSB® are federally registered trademarks of Holman Bible Publishers.

## The Psalm Behind the Name

### Psalm 100

(v.1) Make a joyful noise to the Lord, all the earth!

(v.2) Serve the Lord with gladness!

Come into His presence with singing!

(v.3) Know that the LORD, He is God!

It is He who made us, and we are His;

We are His people, and the sheep of His pasture.

(v.4) Enter His gates with thanksgiving,

And His courts with praise!

Give thanks to Him; bless His name!

(v.5) For the Lord is good;

His steadfast love endures forever,

And His faithfulness to all generations.

May this curriculum help you to be manufacturers of noisy joy unto the Lord (v.1).  
To sing (v.2), to know (v.3), and to worship Him with thanksgiving and praise (v.4),  
that the witness of His great faithfulness might continue through all generations (v.5).

The Lord is amazing! He's not like anyone else!

Constance Dever

January 27, 2015





# Table of Contents

|   |            |
|---|------------|
| <b>Introducing the Praise Factory Family of Curriculum</b>                | <b>7</b>   |
| The PFI Companion Resources   | 7          |
| About PFI   | 8          |
| Overview Chart of Units   | 9          |
| PFI Curriculum Basics   | 10         |
| Getting Started with Praise Factory Investigators                         | 11         |
| Session Prep  | 13         |
| Learning More about the Praise Factory Investigators, by Resource         | 15         |
| PFI Activities with Descriptions  | 20         |
| Making the Curriculum Work for You  |            |
| <b>Unit 5 Curriculum: God, the Good Creator</b>                           | <b>21</b>  |
| Unit 5 Overview   | 23         |
| List of Track Numbers for Unit 5 Music (NIV)                              | 25         |
| <br>  |            |
| <b>Bible Truth 1: God Created All Things Good in the Beginning</b>        | <b>27</b>  |
| Overview  | 28         |
| Lesson Plan (for use with all three lessons)                              | 29         |
| Lesson 1 Story and Resources  | 35         |
| Lesson 2 Story and Resources  | 65         |
| Lesson 3 Story and Resources  | 95         |
| <br>  |            |
| <b>Bible Truth 2: God Created People Good in the Beginning</b>            | <b>125</b> |
| Overview  | 126        |
| Lesson Plan (for use with all three lessons)                              | 127        |
| Lesson 1 Story and Resources  | 133        |
| Lesson 2 Story and Resources  | 163        |
| Lesson 3 Story and Resources  | 193        |
| <br>  |            |
| <b>Bible Truth 3: God Created the World to Praise and Glorify Him</b>     | <b>223</b> |
| Overview  | 224        |
| Lesson Plan (for use with all three lessons)                              | 225        |
| Lesson 1 Story and Resources  | 231        |
| Lesson 2 Story and Resources  | 261        |
| Lesson 3 Story and Resources  | 291        |
| <br>  |            |
| <b>Bible Truth 4: God’s Plans for His Creation Are Good and Unfailing</b> | <b>321</b> |
| Overview  | 322        |
| Lesson Plan (for use with all three lessons)                              | 323        |
| Lesson 1 Story and Resources  | 329        |
| Lesson 2 Story and Resources  | 359        |
| Lesson 3 Story and Resources  | 387        |
| <br>  |            |
| <b>VIPP Coloring Sheets</b>   | <b>419</b> |



## The PFI Companion Resources

While all the PFI resources are available for free download at [praisefactory.org](http://praisefactory.org), many of the resources are available for purchase as hard copies, too.

There are three companion resources for each of the sixteen PFI units:

### ➔ **PFI Unit Core Curriculum Book (ESV/NIV) --offered for each unit**

The PFI Core Curriculum books contain the curriculum introduction, lesson plan, stories and activities for each Bible Truth in a unit. There are three stories per Bible Truth: an Old Testament, New Testament and church history/missions story. All three reinforce the same Bible truth concept, but from a different perspective. Each story has its own set of eleven response activities.

### **PFI Unit Songbook (ESV/NIV) --offered for each unit**

The PFI Unit Songbooks provide lead sheets and sign language for every song used in a unit. The audio music is available for download online at [www.praisefactory.org](http://www.praisefactory.org).

### **PFI Unit Prontos (ESV/NIV) --offered for each unit**

The PFI Prontos books provide all of the unit's take home sheets. They are offered separately from the rest of the curriculum because they are usually photo-copied. These take-home sheets include the key concepts, lyrics to the songs, the session story, some review questions, a prayer and an activity sheet.

All of these materials may be photocopied for non-commercial church, classroom or school use by licensed users.

## About the PFI Core Curriculum Book

This PFI Core Curriculum Book allows you to have the bulk of a unit's curriculum at your fingertips. It is a great way to get an overview of the curriculum and make decisions about which of the many resources offered for each session you want to use.

The only resources it does not include are those found in the PFI Songbook (large format lyric sheets, the lead sheet music and the sign language); and, the PFI Prontos.

The core curriculum for most units is contained in one book. A few of the very large units (with more than 6 Bible Truths) will be split into several volumes.

## Other Praise Factory Resources

PFI: Praise Factory Investigators is the third in a family of three, inter-related curriculums:

- Hide 'n' Seek Kids (focus group: ages 2-4; adaptable range: ages 2-pre-K 5's)
- Deep Down Detectives (focus group: ages 4--6's; adaptable range: ages 3-2nd grade)
- PFI: (focus group: grades K-5th grade; adaptable range: pre-K 5's-6th grade)

Each curriculum teaches the same biblical themes, but present them in greater depth as the children grow and develop. Together, the curriculums work like an expanding spiral of truth that returns to reinforce the same truths with each curriculum, while leading the children to deeper understanding with each step up.

Learn more about these curriculums as well as other resources and ideas for reaching children with the gospel at: [www.praisefactory.org](http://www.praisefactory.org).

## About Praise Factory Investigators (PFI)

**written for K-5th grade**

**can be used with pre K - 6th grade**

In K-5th grade, the children take part in Praise Factory Investigators—the “mother ship” curriculum that gives name to the whole family of curriculum.

### Curriculum Overview

Praise Factory Investigators is the third of the Praise Factory family of curriculums and is most suitable for kindergarten- grade 5 (ages 5-11). Like the other two Praise Factory curriculums, PFI is built around sixteen, theological themes, each framed in the form of a Big Question and Answer.

The sixteen themes form sixteen units of Bible truths which help the children understand the theme. There are a total of 104 Bible truths taught in the whole curriculum. Three sessions of curriculum are spent on each of these 104 Bible truths: one Old Testament lesson, one New Testament lesson and one “Story of the Saints” lesson (a Christian from church history, missions or today). This gives the children three sessions to dwell on the same Bible truth, but also see its enduring truth from three different perspectives.

In keeping with its detective-ish name, each story in PFI is presented as a case to solve. Each case begins with two questions for the children to find answers to as they listen. At the end of the story-telling, the children will be asked to solve the case and answer the questions.

The resources available for each session’s lesson are robust and expansive. They include a fully-scripted lesson plan, story, and eleven different reinforcement activities from which to choose.

An overview chart of the Theme/Big Question units and keys aspects of the curriculum follow. Then, we will look at the curriculum in more depth.

|           | <b>PRAISE FACTORY UNIT</b>   | <b>THEOLOGICAL THEME</b>           |
|-----------|--|------------------------------------|
| <b>1</b>  | Unit 1: The God Who Reveals Himself<br>Big Question: How Can I Know What God Is Like?<br>He Shows Me What He's Like!                   | Revelation                         |
| <b>2</b>  | Unit 2: God's Wonderful Word, the Bible<br>Big Question: What's So Special about the Bible?<br>It Alone Is God's Word!                 | The Bible                          |
| <b>3</b>  | Unit 3: The Good News of God<br>Big Question: What Is the Gospel?<br>Salvation through Faith in Christ!                                | The Gospel                         |
| <b>4</b>  | Unit 4: The God Like None Other<br>Big Question: Can Anybody Tell Me What the LORD Is Like?<br>He's Not Like Anyone Else!              | The Attributes of God              |
| <b>5</b>  | Unit 5: God, the Good Creator<br>Big Question: Can You Tell Me What God Made?<br>God Made All Things Good!                             | Creation                           |
| <b>6</b>  | Unit 6: God, the Just and Merciful<br>Big Question: How Did Bad Things Come to God's Good World?<br>Bad Things Came through Sin!       | The Fall                           |
| <b>7</b>  | Unit 7: The Law-Giving God<br>Big Question: What Are God's Laws Like?<br>God's Laws Are Perfect!                                       | God's Laws                         |
| <b>8</b>  | Unit 8: The God Who Loves<br>Big Question: What Is God's Love for His People Like?<br>It's More than They Could Ever Deserve!          | God's Enduring Love for His People |
| <b>9</b>  | Unit 9: Jesus Christ, Immanuel, God with Us<br>Big Question: What Did Jesus Come to Do?<br>Jesus Came to Bring Us to God!              | Jesus, the Son of God              |
| <b>10</b> | Unit 10: The Holy Spirit, the Indwelling God<br>Big Question: What Does the Holy Spirit Do in God's People?<br>He Changes Their Heart! | The Holy Spirit                    |
| <b>11</b> | Unit 11: The God Who Saves<br>Big Question: How Can We Be Saved?<br>It's God's Free Gift!  | Salvation                          |
| <b>12</b> | Unit 12: God's People Live for Him<br>Big Question: How Should God's People Live?<br>They Should Live Like Jesus!                      | Discipleship                       |
| <b>13</b> | Unit 13: The Sustaining God<br>Big Question: Why Do God's People Keep Believing in Him?<br>It is God's Sustaining Grace!               | Perseverance of the Saints         |
| <b>14</b> | Unit 14: The God Who Delights in Our Prayers<br>Big Question: How Does God Want Us to Pray?<br>Every Night and Day!                    | Prayer                             |
| <b>15</b> | Unit 15: God's People Gather Together<br>Big Question: Why Do God's People Go to Church?<br>To Worship God and Love One Another!       | The Church                         |
| <b>16</b> | Unit 16: Jesus, the Returning King<br>Big Question: What Will Happen When Jesus Comes Back?<br>God Will Make Everything New!           | The Return of Christ               |

## Praise Factory Investigators Curriculum Basics

|   |  |
|---|--|
| <b>Focus Age Range:</b>   | <b>K-5th grade</b>   |
| <b>Useful Age Range</b>   | <b>pre-K 5's to 6th grade</b>  |
| <b>Number of Units</b>  | <b>16 (one per Theme)</b>  |
| <b>Number of Bible Truths included in the 16 Units (Themes)</b> | <b>104 in all<br/>(3 to 14 per unit)</b>   |
| <b>Number of Lessons for each of the 104 Bible Truths</b>       | <b>3 lessons</b>   |
| <b>Stories per Bible Truth</b>                                  | <b>3 Stories:<br/>1 Old Testament Story<br/>1 New Testament Story<br/>1 Story of the Saints (Church History/Missions)</b>  |
| <b>Bible Verse per Bible Truth</b>                              | <b>1 Bible Verse</b>   |
| <b>Resources/Activities for each Lesson</b>                     | <ul style="list-style-type: none"> <li>• <b>Fully Scripted Lesson Plan</b></li> <li>• <b>Story</b></li> <li>• <b>Big Question, Bible Verse, Hymn Songs</b></li> <li>• <b>Craft</b></li> <li>• <b>Story Review Games</b></li> <li>• <b>Hymn Singing and Sign Language Activity</b></li> <li>• <b>Bible Verse Games</b></li> <li>• <b>ACTS Prayer</b> (Adoration, Confession, Thanksgiving, Supplication)</li> <li>• <b>Custom Discussion Sheets to Go with Every Activity</b></li> <li>• <b>Story-related Snack</b></li> <li>• <b>VIPP (Very Important Prayer Person) Prayer Activity</b></li> <li>• <b>Take Home Sheets for Each Lesson</b></li> </ul> |
| <b>Total Amount of Curriculum</b>                               | <b>6 years</b> <i>(if you use all 3 lessons)</i>   |
| <b>Adaptability</b>   | <ul style="list-style-type: none"> <li>• <b>can be adapted to 1-3 lessons per Bible Truth, though you will lose stories if you do cut it down</b></li> <li>• <b>great for Sunday School, "Children's Church", Wednesday and Sunday evening programs, schools and Vacation Bible School</b></li> </ul>  |

## Getting Started with Praise Factory Investigators

### Get It



Order the **Praise Factory Tour: Extended Version** (or follow along on the website in the Tour section). It is going to be your easiest, most visual way to learn about this curriculum. Order/download the **Praise Factory Investigators ESV or NIV Unit Core Curriculum, Praise Factory Investigators ESV or NIV Unit Songbook, and the Praise Factory Investigators ESV or NIV Unit Prontos**, for Unit 1, or whichever unit you want to do.

### Tour It....Three Times

1

**1. Read through the whole Praise Factory Tour book once.**

Learn how the Praise Factory family of curriculum is related to each other. Pay special attention to the section on Praise Factory Investigators.

2

**2. Go back and read through just the section on Praise Factory Investigators in the Tour book again.**

3

**3. Now go back and read the Praise Factory Investigators section of the Tour book a third time, only this time, get out your curriculum books: Praise Factory Investigators ESV or NIV Unit Core Curriculum, Praise Factory Investigators ESV or NIV Unit Songbook, and the Praise Factory Investigators ESV or NIV Unit Prontos and follow along.**

This will help see how the curriculum flows and where to find each of the resources visualized in the Tour Book.

### Take Note

A few things to notice about the curriculum:

1. The resources for every Bible Truth **always include the same set of resources and are always presented in the same order.** Get to know the resources of one Bible Truth and you know them for all.

2. There is one Bible verse, but three stories for each Bible Truth: **an Old Testament, a New Testament, and a Church History/Missions story.**

**3. The Unit Core Curriculum** has **almost** everything your teachers will use in the classroom.

Notice that there is only lesson plan used for all three lessons for each Bible Truth. That's because the basic Bible truths are the same. Stories, questions, and activities for each lesson are different, of course. These difference are clearly noted, as you can see if you look through the lesson plan.

**4. The Songbooks** are more than just books of lyrics and sheet music for the unit. They also **contain the sign language signs that the songs activities use.**

**5. The Prontos** are **designed to be the take home sheets for each lesson.** However, **some people like to teach from it.** It has the Bible Truth and Bible verse, the story text, a few questions, the lyrics to the songs, and an ACTS prayer. If you download a couple activities from the website, then you have all you need for a basic teaching session...in a much smaller package.




### Choose What You'll Use



Not everyone will want or will need or will be able to do all of the curriculum, as written. So much depends upon your kids, your teachers, your space, your time and your teaching goals. There are a ton of activities and pretty much no one, except our church (CHBC for whom this curriculum is written) does all of the activities. This means you need to think about what fits you best. Ideas for how to choose what to use for various situations are included in the "More Details" section of this chapter.

### Ready to Rip?



Chances are, you will be making copies of the curriculum for your teachers. You may want to keep your books intact and photocopy right from the book. However, if you are using a lot of activities and distributing them to a number of teachers, you may find it easier to take the resources out of the book completely and copying them that way. This will save you a lot of time. Just make sure to clip your originals together with a binder clip to get them in good shape and ready for you next time you use them. **Or, you may just want to print your copies from the download version of the curriculum. All resources (except the lesson plans and the stories) can accessed this way.**

## Getting Started with Praise Factory Investigators, continued

### Bind It So They Can Find It



Once you've chosen what you want to use, make copies and put them in binders. Separate each lesson's materials with labeled tab dividers so that the teachers will be able to find the resources they need for each session. We like to put a few extra aids in the binder in the back: such as classroom management tips; what our teachers should do if they need a substitute teacher; and, where to find certain supplies they will need.

### Download It



Download the **zip file of unit songs** from the website. A pdf of the track numbers is also included.

### Make It... Before You Get Started

There is a set of resources you will be glad you made ahead of time: the games! The Praise Factory Investigators curriculum is a very active curriculum, with a number of different games suggested each lesson. The good news is that they are used in a rotation throughout the curriculum. That means, once you make these games, you store them and use them over and over (and for years to come!).



While you only need to make whatever games you choose to use with each lesson, **I would highly suggest you make all the games before you start using the curriculum and then storing them.** Get the prep work over with at the beginning and coast your way through years of enjoyment!

**Store them in ziploc bags or baskets** and pull them out when needed. So simple! Your teachers will love how easy it is to have an engaging learning session with so little work for them to do! And happy teachers are repeat teachers! **A full list of the games and the supplies needed to make them can be found in the "More Details" section of this chapter or in the Praise Factory Investigators Curriculum section online.**

### Protect and Store It



This is a curriculum that keeps on giving, year after year. If you do a good job of storing the curriculum it will serve your church well and at little cost for many years. We store the resources for each unit in **manila envelopes and magazine storage boxes.**

### Learn More



**There are many more resources online that may help you customize the curriculum** to fit your learning situation. These are listed online in the Praise Factory Resources section, as well as in the Getting Started Section.

Two you might especially want to look at are:

- **From the Ground Up** (Making a Great Start in Children's Ministry and with the Praise Factory Family of Curriculum)--(you've got this already. That's this book!)
- **Classroom Management Suggestions for Elementary School Age Children**

These are available for download or to order through amazon.com

### See It in Action



visit us in  
Washington,  
D.C.

**Three times a year** (the third Saturday/Sunday of March, May and September), we hold a **free lunch, learn-and-look workshop and observation time here at Capitol Hill Baptist Church in Washington, D.C.**

On the Saturday, we gather for lunch and talk philosophy, child protection policy, encouraging parents, dealing with discipline issues, etc. and, of course, curriculum. After finishing up our group session, we are happy to talk to individual churches about their particular situation.

Then, on Sunday, we offer an opportunity to see Praise Factory Investigators as well as the other Praise Factory curriculum in action in our classes. The registration form for these workshops can be found on the Praise Factory website.



## Session Prep (especially good for newbies!)

### Pray!



Pray for the Holy Spirit to be at work in your heart and in the children's hearts.

### Review



1. If new to the curriculum, look at the previous **Getting Started with Praise Factory Investigators section** (p.11 in each Core Curriculum book). It will be especially helpful to read through the Praise Factory Investigators section of **The Praise Factory Tour: Extended Version Book**. This will be a visual way to understand what goes on in the classroom.
2. Notice that there is only lesson plan used for all three lessons for each Bible Truth. That's because the basic Bible truths are the same. Stories, questions, and activities for each lesson are different, of course. These difference are clearly noted, as you can see if you look through the lesson plan.
3. Flip through the resources for a particular Bible Truth. The resources offered for every Bible Truth are always the same and they are always ordered in the same order.

### Look through and Learn the Lesson



Read over **lesson plan**. Learn the flow of the lesson. Read through the key concepts. You might want to look at the Bible Truth Discussion Sheet, found with each session's activities. It takes the Bible Truth concept and breaks it down into discussion question format. Some of the questions and answers might be helpful to have in your head before teaching the concept to the children.

### Let There Be Music



Download the music and listen to the songs. Choose which of the songs you will use with the children. Practice the sign language, if you are using it. If using live musicians, make sure they have the sheet music from the Praise Factory Investigators Unit songbook.

### You've Got a Story to Tell!



1. Read the Bible verses and the story, itself. Pray!
2. Create story cue cards on index cards (or highlight text).
3. Practice telling story dramatically, timing your presentation Shorten, if necessary to fit your allotted time.
4. Decorate area with story props that help bring your story alive.

### Prepare Any Activities



Choose the activities you want to use. Bear in mind your time frame as well as the developmental abilities and attention span of your children as you decide what/how many to prepare. Look over the Discussion Question Sheet that goes with each activity. Choose a few questions you might use to spark discussion with the children. Prepare any craft, snack or game for your class.

### Let Them Take It with Them



Make copies of the take home sheet.

### Store It



After your session is over, collect the resources and store them for future use. This curriculum can be used over and over for years to come.



## Learning More about the Praise Factory Investigators, by Resource

The extra-depth information starts here! Follow along in the Core Curriculum, Songbook and Pronto Books for Unit 1 (or another unit) as you read below. **We will be describing curriculum elements in the order they appear in the lesson plan. But first, here's a reminder of how a Praise Factory Investigators session is structured:**

### Session Format: Regular Classroom or Large Group/Small Group Format

The PFI curriculum can be used in a regular classroom setting, in which all the children participate in the same activities at the same time; or, in a large group/small group format, in which the children gather together for opening activities and the story, then split up into small groups, each with their own activity, and finally coming back together for each group to make a presentation to the other children (or to the parents) at the end of session. Small groups alternate to a different activity each lesson for variety. Each PFI session follows the same three-part format, as described here:

### Session Overview

Each PFI session follows the same three-part format, as described here:

#### **PART 1: GETTING STARTED**

A time to welcome the children to the class, introduce the class rules and the "Big Question and Answer" (and related songs) of the theological theme they are studying.

#### **PART 2: DIGGIN' DEEP DOWN**

The Bible truth (and related songs) is introduced. The Case Questions are revealed, the Bible story told, then the Case Questions answered. The teacher closes with an ACTS prayer (A prayer including **A**doration, **C**onfession, **T**hanksgiving, and **S**upplication related to the Bible truth they are learning.)

#### **PART 3: TAKING ACTION**

The children participate in the response activities chosen for the day and (if desired), presenting what they've learned to each other or to parents at the end of the session. Teachers give out take home sheets as children are dismissed.

### Session Length

The resources for each PFI session-- as described in the lesson plan--are designed for a 60 to 90 minutes session. However, they can be easily shaped for you to tailor them to fit a shorter or longer session.

## PFI Activities with Descriptions *(in order of use in curriculum)*

### PFI Activities, by Section

Ok, now let's look at all of the activities included in each Praise Factory Investigator session, in order of use. You can, of course, choose which ones you want to include (or not include) in your own classroom.

**Remember! Get out your resources and follow along!**

### PART ONE: Getting Started (Welcome and Opening Songs)

A time to welcome the children to the class, introduce the class rules and the Big Question and Answer (and related songs) of the theological theme they are studying.



**Welcome to Praise Factory:** PFI: Praise Factory Investigators Theme Song

PFI begins with the **Praise Factory Investigators Theme Song**--a detective-sounding song that introduces the idea of digging down in the truths of God's Word for answers to our Big Questions about God. Found on the PFI Unit Songs along with all the other songs. These songs are all downloadable off of the Praise Factory website.



**Rules to Help Us Worship God and Love One Another:**

**The WoGoLOA Classroom Rules Song**

WoGoLOA stands for Worship God and Love One Another--the two things we hope to help the children do during the PFI session. This song reminds the children of ways they can act to help all worship God and love one another. *(PFI Unit Songs)*



**Big Question Under Investigation:** Big Question & Answer and Songs

The Big Question and Answer for the unit (theological theme) are introduced. There are two Big Question songs to help the children remember the Big Question and Answer and what it means. The Big Q & A song is an adapted familiar nursery song/folk song which simply states the Big Question under Investigation and its answer. The Big Question Song is a new song especially written to help the children remember not just the Big Question and Answer, but what it means. *(PFI Unit Songs)*









**Big Question Bible Verse:** Bible Verse and Song

Each unit has a Bible verse that is central to the theological theme. This verse has been set to music to help the children remember it. *(PFI Unit Songs)*

## PFI Activities with Descriptions *(in order of use in curriculum)*

### PART TWO: Digging Deep Down (Key Bible Truth Concepts and Story)

With the unit's theological theme introduced, the session now turns to digging deeper down into the theological theme by looking at one particular aspect (Bible Truth) of the theme.

|   |  |
|---|--|
|    | <p><b>Bible Truth:</b><br/>Each unit has from three to fourteen Bible Truths. Each Bible truth is studied for three lessons. There are 104 Bible Truths in the whole curriculum.</p>   |
|    | <p><b>Bible Truth Hymn:</b><br/>One or more verses of a hymn that tie into the Bible Truth can be introduced at this point in the session. It also is offered in Part Three as a response activity with a complete set of discussion questions, sign language and a song game. <i>(PFI Unit Songs)</i></p>   |
|    | <p><b>Bible Truth Bible Verse:</b><br/>Each Bible Truth has a Bible verse that is central to the concept. This verse has been set to music to help the children remember it. The song can be introduced now, but it also offered in Part Three as a response activity with a complete set of discussion questions, sign language and a song game.<br/><i>(PFI Unit Songs)</i></p>  |
|  | <p><b>Extra Bible Truth Bible Verse Song:</b><br/>Sometimes an extra Bible verse song is suggested. The words for this song are included in the response activities along with sign language. It can be used here or as a response activity.<br/><i>(PFI Unit Songs)</i></p>   |
|  | <p><b>Bible Truth Story: (Old Testament, New Testament, or Story of the Saints)</b><br/>There is an Old Testament, New Testament and Story of the Saints story for each Bible Truth. The Old Testament or the New Testament story leads, followed by the Story of the Saints, then ending with the story from the other Testament. In keeping with the detective feel of PFI, each story is called a case and is introduced with two questions for the children to solve as they listen to the story. After the story is read, the teacher asks the children again and together they solve the case.</p> |
|  | <p><b>Part Two: Digging Deep Down</b> ends with prayer and dismissal to response activities.</p>   |

## PFI Activities with Descriptions *(in order of use in curriculum)*

### PART THREE: Taking Action (Response Activities to Choose from)

The children participate in the response activities chosen for the lesson; and (if desired), present what they've learned to each other or to parents at the end of the session. There are eleven different activities from which to choose. How many a teacher uses depends upon how much time you have and on whether you choose for everyone to do the same activities or whether you will split up into small groups and each do a different activity. A description of each activity follows.



#### **Snack (and Discussion Planner):**

A snack that includes food mentioned in the story or looks like something from the story, along with a description of how it ties into the story. Always feel free to modify the snack, being sensitive to food allergies. The snack sheet also includes a discussion planner to write down the questions you want to ask the children as they enjoy their snack. A question about the snack is included as the first discussion question.



#### **ACTS Prayer:**

In Praise Factory, the children learn the "ACTS" format of prayer. "A" is for Adoration (Praising God for who He is); "C" is for Confession (Saying sorry to God and turning from our sins); "T" is for Thanksgiving (Thanking God for His provisions); and, "S" is for Supplication (Asking God to supply our specific needs). Try to at least weave the Big Idea/Scripture Verse into A, C, T, or S, if not all four. Suggested ACTS applications for each Bible Truth are included on the ACTS prayer sheet.

Younger children can usually think up at least a related "Adoration" and a "Thanksgiving" related to the Bible Truth, while older children can usually think up a connection to all four. This is a wonderful way for them to expand their understanding of who God is, who we are as sinners, what we can thank God for and what we should ask of Him. It is also of great benefit to families who can easily apply this format to their own family devotions and prayer times.



#### **Story Review and Game:**

This activity includes discussion questions to understand and a game to reinforce the story.

*End of session presentation option:* Have children read some of their discussion questions for the other children to answer.









#### **Bible Truth Review and Game:**

This activity includes discussion questions to understand and a game to reinforce the Bible Truth.



*End of session presentation option:* Have children read some of their discussion questions for the other children to answer.

## PFI Activities with Descriptions *(in order of use in curriculum)*

|   |  |
|---|--|
|    | <p><b>Bible Truth Hymn:</b><br/>This activity is one or more verses from a hymn which relates to the Bible Truth being learned. It includes discussion question for understanding the hymn, sign language of key words, and a song game that can be used with the song and the sign language. The audio and sheet music is available for download on the Praise Factory website.</p> <p><i>End of session presentation option:</i> Have children sing and sign their song and teach it to the other children.</p>        |
|    | <p><b>Bible Verse Review and Game:</b><br/>This activity includes discussion questions to understand and a game to reinforce the Bible Verse.</p> <p><i>End of session presentation option:</i> Have children read some of their discussion questions for the other children to answer.</p>  |
|    | <p><b>Bible Verse Song:</b><br/>Every PFI Bible verse has been set to music. This song can be used along with the Bible Verse Review discussion questions, listed in the previous activity. Sign language of key words and a song game that can be used with the song and the sign language are also included. The audio and sheet music is also available on the website for download.</p> <p><i>End of session presentation option:</i> Have children sing and sign their song and teach it to the other children.</p> |
|  | <p><b>Case RePlay, Jr: Drama Activity for Youngest Children</b> (children do same story actions together)</p> <p>This is a simpler drama activity in which the teacher leads all the children in doing the same actions as she retells the story.</p> <p><i>End of session presentation option:</i> Have the children act out the story for the others to watch.</p>   |
|  | <p><b>Case RePlay, Sr: Drama Activity for Most Children</b> (children re-tell story with individual parts)</p> <p>This is a more involved drama activity in which each child acts out a particular role as the teacher retells the story.</p> <p><i>End of session presentation option:</i> Have the children act out the story for the others to watch.</p>   |
|  | <p><b>Craft:</b><br/>This craft activity includes discussion questions to help the children understand the significance of what they are making.</p> <p><i>End of session presentation option:</i> Have children read some of their discussion questions for the other children to answer.</p>   |

## PFI Activities with Descriptions *(in order of use in curriculum)*



### **VIPP (Very Important Prayer Person) Prayer Time, Coloring Sheets and Game**

VIPP stands for Very Important Prayer Person. The VIPP Group learns about a VIPP—a Very Important Prayer Person—from your church. This activity really has nothing to do with the Bible Truth or the story. Instead, it is an opportunity to help the children know more about and pray for church leaders and missionaries. VIPPs should include elders, deacons, supported workers, and church staff. However, your church may not have many VIPPs of this kind. Feel free to use special volunteers (such as Sunday School teachers or the pianist) and other regular church members as VIPPs. It never hurts for children to get to know everyone in their church and pray for them! There is a fill-in-the-blank questionnaire that you can use to get information about the VIPP to share with the children. Or, you also can invite the VIPP to the class. There is a game and a set of coloring sheets (called Clue Cards) that you can use to help the children remember what they've learned about the VIPP. This activity ends with praying for the VIPP. The coloring sheets are set up as a take-home activity that they can use to teach and pray with their parents for the VIPP.

**End of session presentation option:** Have children tell about the VIPP and lead the class in praying for him (kids or the teacher can pray, as desired.)

### **TAKING IT HOME: The PFI Pronto**

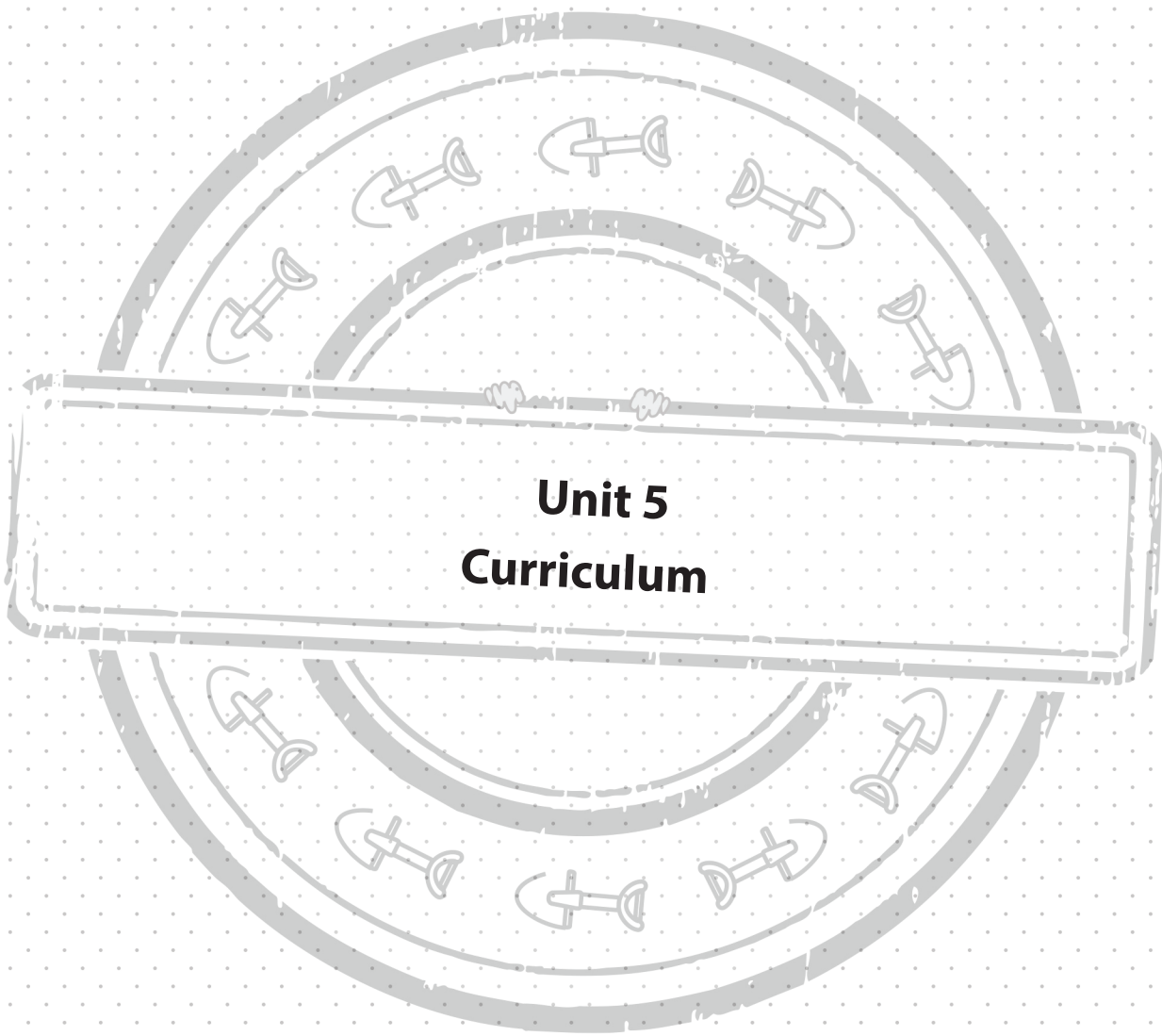


A take home booklet, called the PFI Pronto, is available for each lesson. It includes the key concepts, lyrics and track numbers for the songs, the story, and a few review questions is available online with the Praise Factory resources.

### **MAKING THE CURRICULUM WORK FOR YOU**

Any curriculum is at best just a beginning for making a good fit with your teachers and children. The sooner you can think of its resources as tools in your toolbox and less like an immovable structure, the better. There are so many resources available with this curriculum that it leaves you with many options besides what is laid out in the lesson plans. Take the lesson plans and a big, red marker and start crossing out or shifting around activities. Think about what your children and teachers are used to already and what works well. If possible, you might want to try to make these resources fit into that format before you try to change everything. Some use the PFI curriculum just as Sunday School or children's church materials. Others use part of the resources during Sunday morning classes and use the other resources in the same lesson in the Sunday evening program. Still others use it for Vacation Bible School. No doubt you will come up with yet other uses.





**Unit 5**  
**Curriculum**



---

# UNIT 5: GOD, THE GOOD CREATOR

---

## UNIT OVERVIEW

In the beginning, God created everything. And when He did, He created all things good and for His glory.

## UNIT BIBLE VERSE: Genesis 1:1,31

"In the beginning, God created the heavens and the earth...God saw all that He had made, and it was very good."

## BIG QUESTION UNDER INVESTIGATION: Can You Tell Me What God Made?

**ANSWER:** God Made All Things Good...

### **Bible Truth 1: God Created All Things Good in the Beginning**

The Case of the Working Words

*Genesis 1, Job 38:7, Psalm 11:1-2; 33:6,9; Jeremiah 10:12; Colossians 4:1, Hebrews 11:3; Revelation 4:11 OT*

The Case of the Swordless Samurai *Story of the Saints*

The Case of the Second New

*Matthew 24; Luke 21:25-33; Mark 13:24-28; 2 Peter 3; Revelation 20-22 NT*

Bible Verse: Nehemiah 9:6

### **Bible Truth 2: God Created People Perfectly Good in the Beginning**

The Case of the Definitely Different Design *Genesis 1-2; John 1:3 OT*

The Case of the Mixed Up Man *Story of the Saints*

The Case of the Twelve-year-old Troubles *Matthew 9:18-26; Mark 5:21-43; Luke 4-8; John 1:3 NT*

Bible Verse: Genesis 1:26-28

### **Bible Truth 3: God Created the World to Praise and Glorify Him**

The Case of the King Who Would Not Praise *2 Kings 20-21, 2 Chronicles 32-33 OT*

The Case of the De Beata Vitae *Story of the Saints*

The Case of the Great Day of Praise

*Matthew 21:1-11; Mark 11:1-11; Luke 19:28-44; John 12:1-17; Ephesians 1; 1 Peter 1:19-20;*

*Revelation 5:11-13*

Bible Verse: Psalm 148:7-13

### **Bible Truth 4: God's Plans for His Creation Are Good and Unfailing**

The Case of the Lost Donkeys *1 Samuel 9-10 OT*

The Case of the Sickness that Brought Life *Story of the Saints*

The Case of the Darkness that Could See *John 8-9 NT*

Bible Verse: Psalm 33:11



---

## PFI NIV SONGS 5 TRACK NUMBERS

---

This is a listing of all songs mentioned in the unit curriculum. You may or may not choose to use all of the songs. They are listed in easy-reference order--NOT in the order used in the curriculum.

You may choose to simply burn a CD/load them onto an mp3 device in this order. Or, you may want to do what we do: choose the songs we want to use and create a playlist of them in that order. Then, we burn a CD/upload the playlist onto an mp3 device. A teacher only has to click forward to the next song, instead of hunting for the right track. The track number have been included as part of the title of each song, teachers will still have a reference to the track number listed in the curriculum (same as those listed below), even if you change the order on your customized playlist.

- 1 PFI Theme Song
- 2 WoGoLOA Rules Song

### **UNIT 5: GOD, THE GOOD CREATOR**

- 3 Big Q & A 5 Song
- 4 Big Q & A 5 Song: Can You Tell Me What God Made?
- 5 Days of Creation
- 6 Unit 5 Bible Verse: God Saw All He Had Made Genesis 1:31

#### **Why the Extra Songs?**

PFI is a curriculum used by a wide age-span of kids. Sometimes one of the other songs is a better fit for your kids. Or, you may simply want to teach them more songs on the same Bible Truth. Use as many or as few as you want.

### **Bible Truth 1: God Created All Things Good in the Beginning**

- 7 Hymn: O Worship the King, v.3
- 8 Bible Verse: You Alone Are the LORD Nehemiah 9:6
- 9 Bible Verse: I Am the LORD Isaiah 44:24

### **Bible Truth 2: God Created People Perfectly Good in the Beginning**

- 10 Hymn: All People that on Earth Do Dwell, v.1
- 11 Hymn: All People that on Earth Do Dwell, v.2
- 12 Bible Verse: Then God Said Genesis 1:26-27

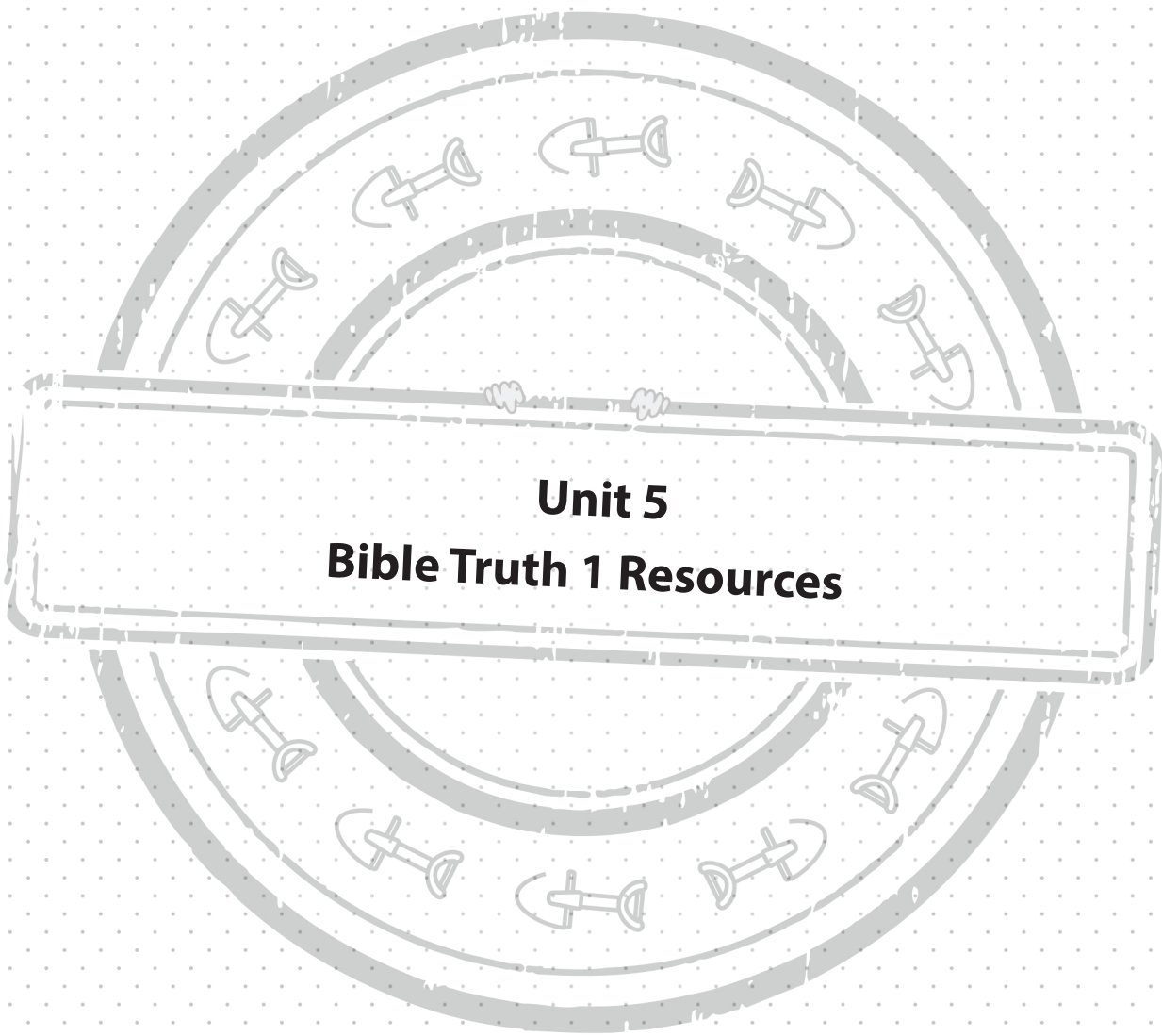
### **Bible Truth 3: God Created the World to Praise and Glorify Him**

- 13 Hymn: Doxology
- 14 Bible Verse: Praise the LORD, from the Earth Psalm 148:7-12

### **Bible Truth 4: God's Plans for His Creation Are Good and Unfailing**

- 15 Hymn: He Leadeth Me! v.2
- 16 Hymn: He Leadeth Me! v.3
- 17 Extra Song: God's One, Big Plan
- 18 Bible Verse: The Plans of the LORD Psalm 33:11





## **BIBLE TRUTH 1 OVERVIEW**

### **Unit 5: God, the Good Creator**

**Big Question and Answer:** "Can You Tell Me What God Made? God Made All Things Good!"

**Bible Verse:** "In the beginning, God created the heavens and the earth...God saw all that He had made, and it was very good." Genesis 1:1,31 NIV 1984

### **Bible Truth 1 Concept: God Created All Things Good in the Beginning**

God created everything in the beginning. There was nothing but Him, Father, Son and Holy Spirit. Then He spoke, and it all came to be. He created everything in the world around us and everything in the great universe of stars and planets we see in the sky. He created all the creatures of heaven, too. He created it all through Jesus and for Jesus.

When God made everything, He called it very good. It was delightful to Him. It was pure and perfect. It was all exactly made according to His perfectly wise plan. There was nothing wrong or bad in God's creations when He created them. Nothing got sick or died. Nothing disobeyed Him. Everything did what He created them to do, and they did it joyfully. They did everything without wearing out or even making mistakes.

Everything God created points back to Him, their Creator. They are little pictures of something about Him. Look around you. What do God's creations tell you about Him?bout Him. Look around you. What do God's creations tell you about Him?

### **Bible Truth 1 Bible Verse**

***Meditation Version: Nehemiah 9:6***

"You alone are the LORD. You made the heavens, even the highest heavens, and all their starry host, the earth and all that is on it, the seas and all that is in them. You give life to everything, and the multitudes of heaven worship you."

***Alternate Memory Version: Nehemiah 9:6***

"You made the heavens... and all their starry host, the earth and all that is on it, the seas and all that is in them. You give life to everything."

### **Bible Truth 1 ACTS Prayer**

- A** God, we praise You for being the good Creator of all things.
- C** We confess that we disobey You in our hearts, in our words, in our thoughts, in the things we do. We do not live the perfect way You created as to live. We need a Savior!
- T** Thank You, God for making so many good things for us to enjoy and see what You is like. Thank You for making us.
- S** God, help us see what You are like as we enjoy the wonderful things You created. Help us to be more thankful for Your good creations. Help us to joyfully obey You as our Creator. Work in our hearts, that we might turn away from our sins and trust in Jesus as our Savior.

### **Bible Truth 1 Stories**

**Lesson 1: The Case of the Working Words (Old Testament)**

Genesis 1, Job 38:7, Psalm 11:1-2; 33:6,9; Jeremiah 10:12; Colossians 4:1, Hebrews 11:3; Revelation 4:11

**Lesson 2: The Case of the Swordless Samurai (Story of the Saints)**

**Lesson 3: The Case of the Second New (New Testament)**

Matthew 24; Luke 21:25-33; Mark 13:24-28; 2 Peter 3; Revelation 20-22



**LESSON PLAN: BIBLE TRUTH 1** (1 Lesson Plan for ALL 3 Lessons) **P.1**

**1. GETTING STARTED: Welcome and Opening Songs** (*introduce unit and get kids moving with these songs*)

|   |   |
|---|---|
| <p><b>Welcome</b></p>                   | <p>“Welcome to Praise Factory. We’re so glad you’ve joined us! Here at the PFI, we’re investigators. (That’s what the “I” stands for!) Investigators look for answers to questions. In PFI, we look for answers to big questions about God. We dig deep down in the truths of God’s Word to find them.”</p>   |
| <p><b>Praise Factory Theme Song</b></p> | <p>“Let’s sing our Praise Factory Investigator’s theme song.”</p> <p><b>PFI: Praise Factory Investigators</b> <span style="float: right;"><i>PFI NIV Songs 5, Track 1</i></span></p> <p>We’re PFI: Praise Factory Investigators,<br/>         Diggin’ deep down for truths in God’s Word,<br/>         That’s PFI: Praise Factory Investigators,<br/>         Diggin’ deep down for truths in God’s Word,<br/>         We’re looking for answers to very big questions,<br/>         Big questions about God,<br/>         If you’re looking for answers to very big questions ‘bout God, come along,<br/>         Join PFI: Praise Factory Investigators,<br/>         Diggin’ deep down for truths in God’s Word,<br/>         That’s PFI: Praise Factory Investigators,<br/>         Diggin’ deep down for truths in God’s Word.<br/>         Deep down, diggin’ down, Let’s go diggin’ down,<br/>         Deep down, diggin’ down,<br/>         ‘Til answers to all our Big Questions we’ve found.<br/>         We’re PFI: Praise Factory Investigators,<br/>         Diggin’ deep down for truths in God’s Word,<br/>         That’s PFI: Praise Factory Investigators,<br/>         Diggin’ deep down for truths in God’s Word.</p> |
| <p><b>Classroom Rules Song</b></p>      | <p>An important part of Praise Factory is helping us worship God and love one another. Our WoGoLOA song reminds us how we should act. Let’s sing it.”</p> <p><b>WoGoLOA Rules Song</b> <span style="float: right;"><i>PFI NIV Songs 5, Track 2</i></span></p> <p>Refrain:<br/>         WoGoLOA means “Worship God and love one another,”<br/>         WoGoLOA means “Worship God and love one another.”</p> <p>WoGo means “Worship God.”<br/>         Sound off, 1,2,3,<br/>         Joyfully take part,<br/>         Listen to others,<br/>         Obey your teachers. (<i>Refrain</i>)</p> <p>LOA means “Love One Another.”<br/>         Sound off, 1,2,3,<br/>         Be kind,<br/>         Be encouraging,<br/>         Help others, help others. (<i>Refrain twice</i>)</p>  |

**1. GETTING STARTED, continued**

|   |  |
|---|--|
| <p><b>Opening Prayer</b></p>                    | <p>"When we keep the WoGoLOA rules, we help each other worship God and love one another today. Let's ask God to help us obey these rules, and to help us worship Him and love one another as we learn more about Him today. Let's pray." <i>Pray.</i></p>  |
| <p><b>Big Question Under Investigation:</b></p> | <p>"Now it's time to turn to today's <b>Big Question Under Investigation</b>.</p> <p>It's: <b>Can You Tell Me What God Made?</b></p>   |
| <p><b>Big Question 5 and Songs</b></p>          | <p>In the beginning, God created everything. And when He did, He created all things good and for His glory.</p> <p>So the answer to our Big Question, '<b>Can You Tell Me What God Made?</b>' is:<br/><b>God Made All Things Good!</b></p> <p>"Let's sing our Big Question Song(s): <span style="float: right;"><i>choose one or both</i></span></p> <p><b>Big Question 5 Song</b> <span style="float: right;"><i>PFI NIV Songs 5, Track 3</i></span><br/><i>(adapted version of "London Bridge Is Falling Down")</i><br/>Can you tell me what God made?<br/>What God made, what God made?<br/>Can you tell me what God made?<br/>God made all things good!</p> <p><b>Can You Tell Me What God Made?</b> <span style="float: right;"><i>PFI NIV Songs 5, Track 4</i></span><br/>Refrain:<br/>Can you tell me what God made?<br/>Can you tell me what God made?<br/>Can you tell me what God made?<br/>God made all things good, God made all things good (through Jesus/for His glory)!<br/>God made all things good, God made all things good!</p> <p>Verse <span style="float: right;">1</span><br/>Manatees, bumblebees, the air we breathe,<br/>Orca whales, bunny tails and slimy snails,<br/>Furry yaks, yummy snacks, bumpy camel backs,<br/>God made all things good!<br/>Cookatoos, kangaroos, the sky so blue,<br/>Sparkly gems, cherubim and monkey limbs,<br/>Thunder clouds, peacocks proud, the lion bit and loud!<br/>God made all things good! <i>Refrain</i></p> <p>Verse 2<br/>Frogs that leap, woolly sheep, the shank's big teeth,<br/>Tiny gnats, rivers fast, and chloroplasts,<br/>Mountains high, octopi, the starts up in the sky,<br/>God made all things good!<br/>Sandy dunes, sun and moon, doves that coo,<br/>Flying fish, rhinocerish, the bugs we squish!<br/>Apple trees, the wavy seas, yes, even you and me!<br/>God made all things good! <i>Refrain</i></p> <p><i>Extra Unit 5 Song: The Days of Creation</i> <span style="float: right;"><i>PFI NIV Songs 5, Track 5</i></span></p> |

**1. GETTING STARTED, continued****Unit 5  
Bible Verse**

"How do I know this is true? The Bible tells me so!

Genesis 1:1,31 tells us: "In the beginning, God created the heavens and the earth... God saw all that He had made, and it was very good."

**Big Question 5 Bible Verse Song***PFI NIV Songs 5, Track 6***God Saw All that He Had Made: Genesis 1:31 NIV 1984**

God saw all that He had made,  
 God saw all that He had ma-ee-ay-ee-ade,  
 God saw all that He had made,  
 God saw all that He had made,  
 And it was very good.  
 Genesis One, thirty-one.

"God made everything in our whole world, long ago in the beginning. of time. He looked at it all and called it very good. That's because He made it all just right!"

**2. DIGGING DEEP DOWN: Key Concept and Story** *(introduce the Bible Truth and tell the related story)***Bible Truth 1**

"It's time for us to dig down deeper for answers to our Big Question. We're learning **FOUR** Bible Truths that all tell us something about what good things God made in the beginning.

The Bible Truth we are going to be thinking about today is:

**God Created All Things Good in the Beginning**

God created everything in the beginning. There was nothing but Him, Father, Son and Holy Spirit. Then He spoke, and it all came to be. He created everything in the world around us and everything in the great universe of stars and planets we see in the sky. He created all the creatures of heaven, too. He created it all through Jesus and for Jesus.

When God made everything, He called it very good. It was delightful to Him. It was pure and perfect. It was all exactly made according to His perfectly wise plan. There was nothing wrong or bad in God's creations when He created them. Nothing got sick or died. Nothing disobeyed Him. Everything did what He created them to do, and they did it joyfully. They did everything without wearing out or even making mistakes.

Everything God created points back to Him, their Creator. They are little pictures of something about Him. Look around you. What do God's creations tell you about Him?"



**2. DIGGING DEEP DOWN, continued****LESSON 1 STORY****Old Testament Story:****The Case of the Working Words**

Genesis 1, Job 38:7,  
Psalm 11:1-2; 33:6,9;  
Jeremiah 10:12;  
Colossians 4:1,  
Hebrews 11:3;  
Revelation 4:11

"Now it's time for today's story called: **The Case of the Working Words.**

**As you listen to the story, see if you can figure out:**

- 1. Who had the working words? What did the working words do?**
- 2. What was so unusual about the work they did?**

*(If desired, write these questions on a sheet of paper to refer to when the story is finished.)*

*Read story.*

*After reading story, ask for the children's answers to the questions.*

**1. Who had the working words? What did the working words do?** The LORD. They created everything in heaven and earth.

**2. What was so unusual about the work they did?** God's word was so powerful that He could create everything out of nothing...and every bit of it was very good!

*Close in prayer. (prayer suggestions included at end of story)*

**LESSON 2 STORY****Story of the Saints:****The Case of the Swordless Samurai**

"Now it's time for today's story called: **The Case of the Swordless Samurai.**

**As you listen to the story, see if you can figure out:**

- 1. Who was the Samurai? What was important about his sword?**
- 2. What did he want even more than his sword? Did he find what he was looking for?**

*(If desired, write these questions on a sheet of paper to refer to when the story is finished.)*

*Read story.*

*After reading story, ask for the children's answers to the questions.*

**1. Who was the Samurai? What was important about his sword?** Neesima Shimeta. A Samurai is a special soldier. His sword is not just his weapon, but the symbol of who he was. They believed it had the life of the gods in it. A Samurai never got rid of his sword.

**2. What did he want even more than his sword? Did he find what he was looking for?** To learn more about the Creator God who created everything in the beginning. Yes, he did! Not only learned more about the Creator God, but he trusted in Jesus as his Savior. He came to know God in his heart!

*Close in prayer. (prayer suggestions included at end of story)*

**2. DIGGING DEEP DOWN, continued****LESSON 3****New Testament Story:****The Case of the Second New**

Matthew 24; Luke 21:25-33;  
Mark 13:24-28;  
2 Peter 3;  
Revelation 20-22

"Now it's time for today's story called: **The Case of the Second New.**

**As you listen to the story, see if you can figure out:**

- 1. What was new? Who was making it new? When?**
- 2. What was different about the second New from the first New?**

*(If desired, write these questions on a sheet of paper to refer to when the story is finished.)*

*Read story.*

*After reading story, ask for the children's answers to the questions.*

**1. What was new? Who was making it new? When?** Heavens and earth were being made new. God was making it new at the end of time, when God's plans for this world are completed.

**2. What was different about the second New from the first New?** When God creates the heavens and earth the second time, it will be perfect and stay that way. It will be the home of God and His people forever. It will be filled with God's glory and presence in a greater way than in this world.

*Close in prayer. (prayer suggestions included at end of story)*

**3. TAKING ACTION: Response Activities** *(choose from among these activities)***Response Activities**

- **ACTS Prayer Activity:** Add your own prayer requests to the ACTS prayer
- **Sneaky Snack:** Story-related snack
- **Bible Truth Review Activity:** Game with questions related to the Bible Truth
- **Bible Truth Hymn:** Music activities to learn a portion of a Bible Truth-related hymn
- **Bible Verse Review Activity:** Game with questions related to Bible Truth Bible verse
- **Bible Verse Song:** Music activities to learn the Bible Verse song
- **Story Review Activity:** Game with questions related to the Bible Truth and Case
- **Case RePlay, Jr. and Sr.:** Two drama activities that review the story: one for younger children, one for older children.
- **Craft:** Story-related craft
- **VIPP (Very Important Prayer Person):** Game and a coloring activity to help children learn about people in your church and how to pray for them.

*(VIP resources: found online or at back of this book)*

**4. TAKING IT TO OTHERS** *Optional presentations for the last few minutes of class***Presenting to Other Children**

*If you split the children into different response activities, you can gather the children together again and have each small group make presentations to show the other children what they learned. Presentation ideas are included in the resources for each activity.*

**Presenting to Parents**

*If you keep your children together for response activities, you can have them make a presentation of something they have learned to their parents when they come to pick them up from class. Presentation ideas are included in the resources for each activity.*

**5. TAKING IT HOME** *(Take Home Sheet)***PFI Pronto**

*Give out the PFI Pronto for the case story as well as any other materials as the children are dismissed.*

## **BIBLE TRUTH 1, LESSON 1: PLANNER/OVERVIEW**

**GETTING STARTED: Welcome and Opening Songs** (*introduce unit and get kids moving with these songs*)

**Welcome to Praise Factory:** PFI: Praise Factory Investigators Theme Song *PFI NIV Songs 5, Track 1*

**Rules to Help Us Worship God and Love Others:** WoGoLOA Classroom Rules Song *PFI NIV Songs 5, Track 2*

**Big Question Under Investigation:** Big Question 5 Songs *PFI NIV Songs 5, Tracks 3,4*

*Extra Song: The Days of Creation PFI NIV Songs 5, Track 5*

**Big Question Bible Verse:** Genesis 1:31 Song *PFI NIV Songs 5, Track 6*

**DIGGING DEEP DOWN: Key Concept and Story** (*introduce the Bible Truth and tell the related story*)

**Bible Truth 1:** God Created All Things Good in the Beginning

**Bible Truth Hymn:** O Worship the King, v.3 *PFI NIV Songs 5, Track 7*

**Bible Verse:** Nehemiah 9:6

**Bible Verse Song:** You Alone Are the LORD *PFI NIV Songs 5, Track 8*

*Extra Song: I Am the LORD (Isaiah 44:24) PFI NIV Songs 5, Track 9*

**Lesson 1 Old Testament Story:** The Case of the Working Words

*Genesis 1, Job 38:7, Psalm 11:1-2; 33:6,9; Jeremiah 10:12; Colossians 4:1, Hebrews 11:3; Revelation 4:11*

**TAKING ACTION: Response Activities** (*choose from among these activities*)

**Snack and Discussion Planner:** Creation on a Plate

**ACTS Prayer:** Prayer Sheet

**Bible Truth Review:** Discussion Questions and Game: Rush to Safety

**Bible Truth Hymn:** O Worship the King, v.3 *PFI NIV Songs 5, Track 7*

Song, Sign Language and Song Game: Sign It, Say It, What Does It Mean? **PFI NIV Songs 5 BOOK or ONLINE**

**Bible Verse Review:** Nehemiah 9:6: Discussion Sheet and Game: Memory Verse Limbo

**Bible Verse Song:** You Alone Are the LORD *PFI NIV Songs 5, Track 8*

Song, Sign Language and Song Game: Pass the Secret Sign **PFI NIV Songs 5 BOOK or ONLINE**

**Story Review:** Discussion Questions and Game: Spoon and Ball Relay

**Case RePlay, Jr: Drama Activity for Youngest Children** (children do same story actions together)

**Case RePlay, Sr: Drama Activity for Most Children** (children re-tell story with individual parts)

**Craft:** The Universe from Nothing

**VIPP (Very Important Prayer Person) Prayer Time:** Coloring Sheets (back of book); Game: Hit the Wall

**TAKING IT HOME: Take Home Sheet for Review and Family Devotions**

**PFI Pronto:** Bible Truth 1, Lesson 1 **PFI NIV Prontos 5 BOOK or ONLINE**



**The Case of the Working Words** Gen. 1, Job 38:7, Ps. 11:1-2; 33:6,9; Jer. 10:12; Col. 4:1, Heb. 11:3; Rev. 4:11

by Connie Dever

**Our story is called:**

**The Case of the Working Words**

**As you listen to the story, see if you can figure out:**

1. Who had the working words? What did the working words do?
2. What was so unusual about the work they did?

Our story today takes place so long ago that I can't even tell you when it took place. For you see, it takes place at the very beginning of the world. Well actually... BEFORE the beginning of the world. Before there were places, before there were creatures, before there was time!

Were there days and nights? Nope. Were there people? Nope. Were there animals? Nope. Were there rocks? Nope. There was nothing that you think of when you think of the world. There was nothing but Nothingness...and God, the Father, the Son, and the Holy Spirit.

Now Nothingness might sound very empty and sad to us, but it wasn't for God. God is always completely, overflowingly happy within Himself. So even when there was Nothingness, God was not bored. He was not lonely. He didn't NEED anything to do. He didn't NEED anyone else to enjoy Him or glorify Him. No. God needed nothing at all.

But even though God didn't NEED to do anything, there was something God very much WANTED to do. He wanted to create a great and wonderful world. And even though God didn't NEED anyone else, He very much WANTED to make someone else who could enjoy Him and glorify Him. And who was this very special someone...well, actually someONES? Why it was people, that's who! People like you and me! Yes, that's right! Way back there, before the beginning, God planned to fill the Nothingness with a world that would be Something Wonderful. And He planned to share it-- and Himself!-- with us. And so God began to create the heavens and the earth.

Now when you or I make something, we have to start with stuff. Wood, clay, glue, paper, yarn or something! But not God! God didn't need supplies to make His wonderful world. He had something far more powerful

and perfect to create with. Do you have any idea what it was? It was His wisdom and His words. That's right! God made everything by the power of His words alone! And it came out just right, because He did it with His perfect wisdom.

So God spoke the word and first heaven came to be. How beautiful it was! God made it the special place of His presence. It would always be bright with the light of His glory...a light brighter even than the sun! And He made thousands and thousands of magnificent, powerful, beautiful creatures to live there: cherubim and seraphim—some of them with three, huge sets of wings! They would be God's heavenly servants. They would joyfully sing His praises...so they did as God turned to create the rest of the world.

Heaven was glorious, but the earth was still formless, empty and dark. But God's Spirit was there and all that was about to change! God said, "Let there be light." (Genesis 1:1, NIV 1984). And as soon as He spoke, beautiful rays of light blazed out, pushing aside the darkness. God called the light 'day' and the darkness he called 'night.' God saw that the light was good. Pure and perfect. Exactly made for His good purposes. There was evening and morning: the first day of creation—the Something Wonderful God was making.

The second day came, and even more amazing changes with it. Now the world burst with light, but the earth was not much to look at. It was nothing but a shapeless heap of water. God spoke to the waters and said, "Let there be a great, open space that separates the waters into water above and water below."

The waters obeyed. Some water went up into clouds. The rest stayed upon on the earth. And in between,

#### **Story-telling Tips**

Ahead of time:

1. Read the Bible verses and story. Pray!
2. Create story cue cards on index cards (or highlight text).
3. Practice telling story dramatically, timing your presentation. Shorten, if necessary to fit your allotted time.
4. Decorate area with story props that help bring your story alive.

During your presentation:

1. Maintain as much eye contact as possible as you tell the story. Point to/use props at important points in the story. Include the kids in your story with a few questions about what they think will happen or words/concepts that might be new to them.
2. Watch the kids for signs that their attention span has been reached. Shorten, if necessary.



there was the beautiful, crisp open blueness, God called “sky”. How beautiful the light sparkled in the sky! How softly shadows fell that evening as night came to God’s new world at the end of Day Two!

On Day Three, God did even more wonderful things to the earth. “Waters, gather together. Let the dry land appear,” God said. And at once, the earth shook as mighty mountains pushed their peaks above the water. Rolling hills, flatlands and deep valleys appeared, too. God called the dry ground ‘land,’ and the gathered waters He called “seas.” And God saw that it was good. Pure and perfect. Exactly made for His good purposes.

Then the LORD said, “Land, be filled with all kinds of plants with seeds.” Immediately the lifeless, brown soil of the earth burst forth with color. There were blooming flowers, bright, leafy bushes, and juicy, fruity trees. Beneath them, a carpet of lush, green grasses sprouted up. Once more, the LORD looked at what He created and saw that it was good. Pure and perfect. Exactly made for His good purposes. Once more there was evening, and there was morning—the third day of Something Wonderful.

The first three days of our world had come and gone. God had truly made places that were Something Wonderful. But now it was time to fill these beautiful places with lots and lots of creatures.

First God filled the place He had made with light and darkness. “Lights, shine in the sky! One for the day, and another for the night,” the LORD commanded. “The sun will be the powerful light that will give light to the earth during the day. The moon and the stars will be the gentle light of night. They will rise and set, over and over, marking time in days, seasons and years,” He said. And so everything happened, just as God planned. The LORD looked at what He created and saw that it was good. Pure and perfect. Exactly made for His good purposes. And there was evening, and there was morning—the fourth day of Something Wonderful.

Then God filled the places He had made in the sky and the seas. And God said, “Waters, be filled with lots of living creatures.” Colorful coral, tiny minnows, playful dolphins, mighty whales filled the waters at His command.

“Birds, fly above the earth, across the sky,” the LORD

said, and there the air was alive with fluttering wings. Parrots started squawking and twittering, hummingbirds flitted to and fro, and stately eagles sailed on the wings of the wind.

God blessed them and said, “Have lots of babies so that the seas are filled with sea creatures and the air is filled with birds,” the LORD commanded them all. The creatures all delighted to obey. Soon the air would be filled with the chirp and flutter of baby birds. Soon the seas would bubble with wriggling, little fish. God saw that it was good. Pure and perfect. Exactly made for His good purposes. Fish and birds settled down as the sun set that day. And there was evening, and there was morning—the fifth day of Something Wonderful.

When the sun rose on Day Six, the skies filled again with the flapping of wings; and the seas, with the leaps and splashes of fish. What a busy place God’s world was becoming! Yet there was one place that was silent and still. Can you guess which one? It was the earth—the dry land. But it wouldn’t stay that way for long!

God’s powerful words went to work again: “Let the land produce living creatures according to their kinds: livestock (cows, horses, sheep and such), creatures that move along the ground, and wild animals, each according to its kind.” No longer was earth a quiet place! Countless wild animals, farm animals, reptiles, and bugs crept and climbed, leapt and dug. And God saw that it was good.

Oh, what a world God had created! How beautiful! How big! Who could even count how many creatures God had made! It was indeed Something Wonderful!

Now, at last, it was time to create the people God planned to share His creations with. “Let us make people in our image, in our own likeness,” God said. So He made the first man and woman. And unlike any of the other creatures, God made them with a spirit inside their heart to know and love Him. They could talk to God and enjoy His closeness. They could look out upon all God’s creations and praise Him for them. And everything they saw—from the glittering stars to the bouncy bugs, from the mighty mountains to the growling animals—was a reminder of the great God who made them all. They could see that the new world was truly Something Wonderful; and, that it was that way only

because SOMEONE even more wonderful was behind it all: God, Himself!

“Have lots of children!” God told the man and the woman. “Fill up the earth with people! Explore it and make it all your home! Rule over all the creatures! Enjoy the fruit of the trees!” God was giving it all to them to enjoy, and they were happy to do just that!

God saw all that He had made, and it was not just good. It was very good! The Nothingness had been turned into an amazing world, bursting with beauty, color and life. Pure and perfect. Exactly made for His good purposes. Completely ready for God’s story of faithfulness, love and mercy to begin. And there was evening, and there was morning—the sixth day of Something Wonderful.

And so God created the heavens and earth in all its greatness.

### Cracking the Case:

**It’s time to answer our Case Questions.**

**1. Who had the working words? What did the working words do?** The LORD. They created everything in heaven and earth.

**2. What was so unusual about the work they did?** God’s word was so powerful that He could create everything out of nothing...and every bit of it was very good!

### Something For You and Me

**Our Bible Truth is:**

**God Created All Things Good in the Beginning**

**Our Bible Verse is: Nehemiah 9:6**

“You alone are the LORD. You made the heavens, even the highest heavens, and all their starry host, the earth and all that is on it, the seas and all that is in them. You give life to everything, and the multitudes of heaven worship you.”

It isn’t amazing to think that as God made all of creation, He had you and me in mind? He changed Nothingness into Something Wonderful as an amazing display of His glory. And He placed people like you and me in the very middle of it to share with us these reflections of His glorious Self.

Today when you look up to the sky, or out upon grassy

hills, or to pet a favorite fluffy animal, God wants us to remember they are His creations. Try to see the good things about Himself God wants to share with you as you enjoy them.

But the sad thing is that many times we enjoy the wonderful things God made, yet we don’t think about Him. That’s because we are sinners who have hearts that think so much about themselves and what they want, but not God and serving Him. Is there any hope for sinners? Yes, there is! For all who say sorry to God for their sins and trust in Jesus as their Savior, God offers forgiveness for their sins. He will fill them with His Holy Spirit and create in them a new heart to know and love Him—and that’s the best kind of creating there is!

Let’s praise our great Creator of all things. Let’s ask Him to work in our hearts. Let’s ask Him to help us to turn away from our sins and trust Jesus as our Savior. Let’s ask Him to help us to love and delight in Him more through enjoying all His creations.

*Close in prayer.*

### Closing ACTS Prayer

**A** God, we praise You for being the great, amazing Creator who created everything in this world with just Your word...and made it all very good!

**C** We confess that we disobey You in our hearts, in our words, in our thoughts, in the things we do. We do not live the perfect way You created as to live. We need a Savior!

**T** Thank You, God for making so many good things for us to enjoy and see what You is like. Thank You for making us.

**S** God, help us see what You are like as we enjoy the wonderful things You created. Help us to be more thankful for Your good creations. Help us to joyfully obey You as our Creator. Work in our hearts, that we might turn away from our sins and trust in Jesus as our Savior.

# **ACTS PRAYER ACTIVITY**

Use this sheet to write down your ACTS Prayer

## **Instructions:**

Use this sheet to help the children apply the Bible Truth into a prayer. You can use the ACTS provided or even better, have the kids think of their own applications. Also have the children add their personal requests to the prayer, too. Lead the children in the prayer or let them pray sections, with your help. Never force a child to pray! Non-readers can participate by you whispering a section of the prayer into their ear and allowing them to pray it aloud for the group.

## **ADORATION:**

God, we praise You for being the good Creator of all things.

God, we praise You for being.....

---

Add your own Adorations:

---

---

## **CONFESSION:**

We confess that we disobey You in our hearts, in our words, in our thoughts, in the things we do. We do not live the perfect way You created as to live. We need a Savior!

God, we have sinned against You....

---

Add your own Confessions:

---

---

## **THANKSGIVING:**

Thank You, God for making so many good things for us to enjoy and see what You is like. Thank You for making us.

God, we thank You for...

---

Add your own Thanksgivings:

---

---

---

## **SUPPLICATION:**

God, help us see what You are like as we enjoy the wonderful things You created. Help us to be more thankful for Your good creations. Help us to joyfully obey You as our Creator. Work in our hearts, that we might turn away from our sins and trust in Jesus as our Savior.

God, we need Your help...

---

Add your own Supplication:

---

---

---

---

## **SNEAKY SNACK**

Can you figure out how this snack ties in with our case?

---

### **Snack: Creation on a Plate**

Put nothing on one side of the plate "Nothingness". On the other side, put a combination of things to represent God's creations on the different days such as: round cracker "sun" with sliver of cheese "moon", bend little pieces of black licorice into a "v-shape" for birds, animal cracker animals, teddy grahams, gummy snakes, broccoli trees, goldfish "fish", crumbled Oreo "ground", etc. You don't have to have them all, just as many as you want.

This is only a suggestion. Feel free to modify. Be mindful of allergy issues among your children!

**Case Tie-in:** In the beginning, there was nothing but God. Then God spoke and created the world and everything in it.

---

## **SOUL FOOD**

Food for thought during snack time

---

1. What does the snack have to do with the story?

Choose a few questions from the other activity discussion sheets to talk about during this snack time.

2.

---

---

3.

---

---

4.

---

---

5.

---

---

6.

---

---

7.

---

---

Directions: Read and discuss Bible Truth, using a FEW of the questions. Play game. Feel free to modify the game to fit your children.

### **God Created All Things Good in the Beginning**

God created everything in the beginning. There was nothing but Him, Father, Son and Holy Spirit. Then He spoke, and it all came to be. He created everything in the world around us and everything in the great universe of stars and planets we see in the sky. He created all the creatures of heaven, too. He created it all through Jesus and for Jesus.

When God made everything, He called it very good. It was delightful to Him. It was pure and perfect. It was all exactly made according to His perfectly wise plan. There was nothing wrong or bad in God's creations when He created them. Nothing got sick or died. Nothing disobeyed Him. Everything did what He created them to do, and they did it joyfully. They did everything without wearing out or even making mistakes.

Everything God created points back to Him, their Creator. They are little pictures of something about Him. Look around you. What do God's creations tell you about Him?

### **Understanding the Bible Truth**

1. Who created everything? *God did.*
2. When did God create everything? *In the very beginning.*
3. What was there before God created the world? *Nothing but Him: Father, Son and Holy Spirit.*
4. What things God create? *Everything in the world around us; everything in the universe; all the creatures of heaven.*
5. Who was everything created through? *Jesus.*
6. Who was everything created for? *Jesus.*
7. What did God call everything when He finished creating it? *Very good.*
8. Why was all His creation very good? *Because it was delightful to Him. It was pure and perfect. It was exactly as He planned it to be. Nothing was wrong or bad. Nothing got sick or died. Nothing disobeyed Him.*
9. By what did God create everything? *His perfectly wise plan. by His word.*
10. What were God's creations like when He created them. *They were pure and perfect. There was nothing bad or wrong in them. They did not get sick or die. They did not disobey God. They joyfully obeyed God and served Him without wearing out or even making mistakes.*
11. What are all of God's creation little pictures of? *Something about God. They all displayed something about God in the way they looked and/or by did what God created each to do.*

### **Bible Truth Story Connection Questions**

1. What did God use to create all things good? *He created everything out of nothing by simply speaking what He wanted to be created.*

### **Bible Verse Connection Question**

1. What does our Bible Truth have to do with our **Bible Verse: Nehemiah 9:6**

"You alone are the LORD. You made the heavens, even the highest heavens, and all their starry host, the earth and all that is on it, the seas and all that is in them. You give life to everything, and the multitudes of heaven worship you."

*There is nothing that God did not make in the heavens or the earth in the beginning. He made all things and He gave life to it all. He did it only with His mighty word.*

### **Life Application Questions**

1. How can we use God's creation to worship God? *We can look around at all God has created and look for how every part of it has its own special way of reflecting who He is. We can then praise Him for all the wonderful ways we see that He is from His creation.*
2. How can we worship God in a different way from all the rest of His earthly creations? *We have a spirit to worship God, know Him and love Him.*
3. What do we each need to do if we are to worship God? *We each need to turn from our sins and trust in Jesus as our own Savior.*

**ACTS Questions**

1. What is something we can praise God for from this Bible Truth? *For God's perfect wisdom and power shown in creating the world.*
2. What is something we can confess to God from this Bible Truth? *That while God created the world perfectly good, we have all chosen to disobey Him and His good ways. We deserve His punishment. We need a Savior!*
3. What is something we can thank God for from this Bible Truth? *For creating everything good, according to His perfectly wise plan. And, that even though we sinned against Him, He knew it and had already planned to send Jesus to save His people from their sins.*
4. What is something we can ask God for from this Bible Truth? *To help us be grateful for all His beautiful creations; and to see Him and praise Him as we look at everything He has made.*

**The Gospel**

1. God created the world perfectly good, but we have all sinned against God. We deserve His eternal punishment, now instead of wonderful fellowship with Him. Is there any hope for us? What is the gospel?  
*God is the good Creator and King of the world. He made people to worship Him and live by His good laws. But we are all sinners who've rebelled against Him. We all deserve death--God's just, eternal punishment for our sins. How terrible! But God has good news for us. In His great mercy, God sent His Son, Jesus to earth as a man to save sinners. He lived the perfect life that pleases God. (He's the only one who's ever done that!) He offered it up to God His Father as the perfect sacrifice for sins when He suffered and died on the cross. Then, on the third day, Jesus rose from the dead in victory. He had fully paid for the sins of God's people, so they wouldn't have to! Now all who turn away from their sins and trust in Jesus as their Savior will receive forgiveness of sins and eternal life with God. They will be His very own special people who will know Him and enjoy Him forever. We can be God's people, too, if we turn from our sins and trust in Jesus as our own Savior.*

## Game: Rush to Safety

### Materials

Construction Paper  
CD and CD player  
Masking Tape  
Small bowl or bag  
Bible Truth Questions

### Preparing the Game

1. Choose 20+ questions for your game from the Bible Truth Discussion Questions, or make up your own.
2. Write the Bible Truth questions on small thin strips of paper (or make a photocopy of the Bible Truth Discussion Questions and simply cut them into strips) and put them in the bag/bowl.
3. Cut circles about 9" in diameter, enough for every child but one.
4. Tape the circles on the floor around the room.

### Playing the Game

Point out the safety spot circles on the floor. Tell the children that you will tell the children to move however you command them to move, such as march, walk, skip, crab crawl, etc. (BUT NOT RUN!!!) when you play the music. But when the music stops, they are to get to a safety spot. Show them that there is one spot too few for them all so that someone will be caught out. The child who has no safety spot picks a question for the class to answer. If the class answers it correctly, then the child is added back into the group. If not, then the child stays out and another safety spot is removed.

Game continues as number of questions, time, and attention span allow.

NOTE: Have the children who are "out" help make up actions for the other children to do, put them in charge of the music, etc. along with you. This will keep them happily occupied as they continue.

### Non-competitive Option

Have the child without a safety spot choose a question for the class, but then join the game, even if the class gets it wrong. Add the question back into the bag for further review. Don't reduce the number of safety spots.

### Optional TAKING IT TO OTHERS Activity: Quiz Questions

Have the children choose a few of the questions from the game to ask the parents/other children during TAKING IT TO OTHERS time. Help pre-readers by whispering the question in their ear and letting them ask it aloud to the parents/other children. Make sure you read the Bible verse aloud before you ask your questions.



Directions:

1. Write words to song in large print before class.
2. Play the song for the children, helping them follow along on the song sheet.
3. Discuss the song, using a few questions from the discussion sheet. *Don't use them all!*
4. Introduce sign language for key words of your choice from sign language sheet for your song. Use as few or as many as you think the children can learn.
5. Sing and sign the song. Sign language as well as large format lyrics and sheet music are found in the PFI Unit Songbook or online.
6. If desired, play the Song Game.

**Optional TAKING IT TO OTHERS Activity: Presenting and Singing the Song**

1. Sing and sign the song, encouraging the watching children/parents to join in.
2. Ask the class some of the questions listed below. The Bible Truth Connection Question is particularly good to help them understand how the song ties in with the Bible Truth.

### **O Worship the King**

#### **Verse 3**

Thy bountiful care what tongue can recite?  
 It breathes in the air,  
 it shines in the light,  
 It streams from the hill,  
 It descends to the plain,  
 And sweetly distills in the dew and the rain.

**Listen to it on PFI NIV Songs 5, Track 7**

### **Understanding the Song**

1. According to what did God create everything? *His perfectly wise plan.*
2. What did God call everything when He finished creating it? *Very good.*
3. Why was all His creation very good? *Because it was made exactly as He planned it to be; and, because He created it without any imperfections. Nothing got sick or died. Nothing disobeyed Him.*
4. How did everything do what it was created to do? *It did it joyfully, without falling apart or mistakes.*
5. What was all of creation a display of? *God.*
6. How was everything a glorious display of God? *Not by being just like ALL of Him, but by reflecting something about Him in the way it looked and did what God created it to do.*

### **Bible Truth Connection Question**

1. How does this song relate to our **Bible Truth: God Created All Things Good in the Beginning**? *All of creation reflects God's goodness to us. We see His goodness in the bountiful way He cares for us. When we look at the light streaming down from heaven to give us warmth and light; when we see the dew and the rain that feeds thirsty plants so we will have food to eat; in the beautiful hills God gives us to look at; in the flat plains that make good ground to grow crops. Seeing His goodness in His creation makes His people want to worship and praise Him.*

### **Story Connection**

1. How does this song relate to our story? *All of God's creation reflects something of who God is and what He is like. The parts of creation mentioned in this song are reflections of God's bountiful care for all His creatures. He is the Bountiful Provider for all of their needs.*

### **Bible Verse Connection Question**

1. What does this hymn have to do with our Bible Verse: **Nehemiah 9:6**: "You alone are the LORD. You made the heavens, even the highest heavens, and all their starry host, the earth and all that is on it, the seas and all that is in them. You give life to everything, and the multitudes of heaven worship you."?  
*When God's people look at the things God created, such as the hills, the plains, the dew and rain, they think about how they were made by God and they are used by God to care for them. They see so much about God and His care for His in all His creations that it is more than their tongues can recite! There just isn't time enough to say them all.*



**Life Application Questions**

1. How can God's people be affected by the message of this song? *They can praise God for not just creating them, but providing for their every need, every day, so that they stay alive. They can ask God to help them to know and love Him more as they look at His creations. They can ask Him to make them more grateful for all He is and gives them each day.*
2. How can we become God's people? *By turning away from our sins and trusting in Jesus as our Savior.*

**ACTS Questions**

1. What is something we can praise God for from this hymn? *For God the God who Cares and shows how He cares by His creation we see around us.*
2. What are sins we can confess to God from this hymn? *That many times we do not worship Him when we look at the hills and the rain and the other things God has created. We forget Him as our God and creator. We need a Savior!*
3. What is something we can thank God for from this hymn?  
*For different ways we see His care for us in the creations around us.*
4. What is something we can ask God for from this hymn? *To help us be grateful for His care shown in all His beautiful creations; and to see Him and worship Him as we look at everything He has made.*

**Gospel Question**

1. God is the creator of everything. He created us to worship Him and thank Him for His care, but we have all chosen to turn away from Him and disobey Him and His good ways. Is there any hope for us? What is the gospel?

*God is the good Creator and King of the world. He made people to worship Him and live by His good laws. But we are all sinners who have rebelled against Him. We all deserve death--God's just, eternal punishment for our sins. How terrible! But God has good news for us. In His great mercy, God sent His Son Jesus to earth to save sinners. Yes, Jesus, the perfect Son of God, left His home in heaven and became a man. He lived the perfect life that pleases God. (He's the only one who has ever done that!) He offered it up to God His Father as the perfect sacrifice for sins when He suffered and died on the cross. Then, on the third day, Jesus rose from the dead in victory. He had fully paid for the sins of God's people, so they wouldn't have to! Now all who turn away from their sins and trust in Jesus as their Savior will receive forgiveness of sins and eternal life with God. They will be His very own special people who will know Him and enjoy Him forever. We can be God's people, too, if we turn from our sins and trust in Jesus as our own Savior.*

## **Song Game: Sign It, Say It, What Does It Mean?**

### **Materials**

Sign Language signs used in song, particularly choose words with important meanings you want the children to learn, such as “grace”, “redeem”, etc.

Bag or bowl

### **Preparing the Game**

1. Cut out signs and put in bowl.

### **Playing the Game**

1. Practice the song and signs until the children know them well. Then put all the signs we’ve learned in this bag/ bowl and mix them up.
2. Ask one of the children to choose a sign, but not show it to anyone...but you, if they need some help.
3. Ask the child to do the sign for the rest of the children and see if the other children can guess which one it is. Do the sign with the child, if desired.
4. When the children guess the sign, ask them the meaning of the word. If no one guesses the sign, put it back in the bowl to be picked again.
5. Choose another child to pick a new sign from the bag and continue.

NOTE: You might want to sing the song after you do each word or couple of words.

Game continues as number of questions, time, and attention span allow.

choose a FEW questions for discussion, then choose the game and/or music activity

**Bible Truth 1 BIBLE VERSE****Meditation Version: Nehemiah 9:6**

"You alone are the LORD. You made the heavens, even the highest heavens, and all their starry host, the earth and all that is on it, the seas and all that is in them. You give life to everything, and the multitudes of heaven worship you."

**Alternate Memory Version: Nehemiah 9:6**

"You made the heavens... and all their starry host, the earth and all that is on it, the seas and all that is in them. You give life to everything."

**Understanding the Bible Verse**

1. What does "You alone are the LORD" mean? *There is only one true God, who is the LORD.*
2. What does "LORD" mean with all capitols? *It is different from "Lord" with little letters. "LORD" is another way of saying "Yahweh" the name of the true God. The Jews would write/say "LORD" instead of "Yahweh" because they believed God's true name was too holy for them to say. ("Lord" means ruler or master.)*
3. What did the LORD make? *Everything: the heavens, the starry host, the earth and everything in it, the seas and all that is in them.*
4. What are the highest heavens? *That was the Jewish way of saying heaven, which was especially full of God's presence and where the angels lived.*
5. What are starry host? *Another way of say all the stars and planets.*
6. What did He give to everything He made? *Life.*
7. Who worships the LORD in this verse? What are they? *The multitudes of heaven. Multitudes is a lot of something. The multitude of heaven are the angels and other heavenly creatures God created.*

**Bible Truth Connection Question**

1. What does this verse have to do with the **Bible Truth: God Created All Things Good in the Beginning?** *There is nothing that God did not make in the heavens or the earth in the beginning. He made all things and He gave life to it all. He did it only with His mighty word.*

**Story Connection Questions**

1. How does this verse relate to our story? *Our story today is the story of when the LORD did create everything. If He had not created it, then it wouldn't have been created. Our story tells how the multitudes of heaven sang for joy as the LORD laid the foundations of the earth. They were worshiping and praising Him before any creatures on earth.*

**Life Application Questions**

1. What difference does it make to you to know that you were created by God rather than just by chance or some accident?
2. How can we know God the way He created us to? *By turning from our sins and trusting in Jesus as our own Savior.*

**ACTS Questions**

1. What is something we can praise God for from this Bible verse? *That the LORD alone is God. He is the creator of all things.*
2. What is something we can confess to God from this Bible verse? *That many times we do not praise Him, like the multitudes of heaven. We forget Him as our God and creator. We need a Savior!*
3. What is something we can thank God for from this Bible verse? *For all of the different and amazing things He created.*
4. What is something we can ask God for from this Bible verse? *To help us be grateful for all His beautiful creations; and to see Him and praise Him as we look at everything He has made.*

**Gospel Question**

1. God is the creator of everything. He created us, but we have all chosen to turn away from Him and disobey Him and His good ways. Is there any hope for us? What is the gospel?

*God is the good Creator and King of the world. He made people to worship Him and live by His good laws. But we are all sinners who have rebelled against Him. We all deserve death--God's just, eternal punishment for our sins. How terrible! But God has good news for us. In His great mercy, God sent His Son Jesus to earth to save sinners. Yes, Jesus, the perfect Son of God, left His home in heaven and became a man. He lived the perfect life that pleases God. (He's the only one who has ever done that!) He offered it up to God His Father as the perfect sacrifice for sins when He suffered and died on the cross. Then, on the third day, Jesus rose from the dead in victory. He had fully paid for the sins of God's people, so they wouldn't have to! Now all who turn away from their sins and trust in Jesus as their Savior will receive forgiveness of sins and eternal life with God. They will be His very own special people who will know Him and enjoy Him forever. We can be God's people, too, if we turn from our sins and trust in Jesus as our own Savior.*

## Game: Memory Verse Limbo

### Materials

Bible verse written up in large print so that all can see  
A broom or other long pole

### Preparing the Game

None.

### Learning the Verse

Some or all of your children may be non- or early readers. Teach the verse in sections, having them say it after you. Repeat a few times. Add clapping or other movement as they say it.

### Directions

1. If desired, lead the children in a discussion of a **FEW** of the most important questions before beginning game.
2. Explain the game to them as follows:

Have the children line up. Have everyone say the verse together. Start with the pole at head height and have each child say the verse before "limbo-ing" (bend backwards without touching the pole) under the pole. Feel free to help the children say the verse. After everyone has gone through at the first height, lower a few inches and repeat the process. (Say verse and have children go through). A child is "out" when he/she can no longer limbo without falling down or touching the pole.

Give children who have a failed limbo attempt the option of being restored to the limbo line again by saying the verse a second time (on their own, with a partner or with you); or, allow them sit quietly in a line in front of the limbo line so that they can help others still "limbo-ing" saying the verse (if needed) or simply watch.

Game continue as time or attention span allow.

### Non-competitive Option

Let the children continue to limbo at each height, even if they have a failed attempt at a particular height.

### Optional TAKING IT TO OTHERS Activity: Quiz Questions

Have the children choose a few of the questions from the game to ask the parents/other children during TAKING IT TO OTHERS time. Help pre-readers by whispering the question in their ear and letting them ask it aloud to the parents/other children. Make sure you read the Bible verse aloud before you ask your questions.

**Directions:**

1. Write words to the song in large print on a white board or some large paper before class.
2. Play the song for the children, helping them follow along on the song sheet.
3. Discuss the song, using a few questions from the discussion sheet. *Don't use them all!*
4. Introduce sign language for key words of your choice from the sign language sheet for your song. Use as few or as many as you think the children can learn.
5. Sing and sign the song. Sign language as well as large format lyrics and sheet music are found in the PFI Unit Songbook or online.
6. If desired, play the Song Game.

**Optional TAKING IT TO OTHERS Activity: Presenting and Singing the Song**

1. Sing and sign the song, encouraging the watching children/parents to join in.
2. Ask the class some of the questions listed below. The Bible Truth Connection Question is particularly good to help them understand how the verse ties in with the Bible Truth.

**You Alone Are the LORD**

You alone are the LORD.  
 You made the heavens, the highest heavens  
 and all their starry host, and all their starry host.  
 You give life to everything,  
 and the multitude of heaven worship You,  
 You give life to everything,  
 and the multitude of heaven worship You.

You, alone are the LORD.  
 You made the earth and all that is in it,  
 the seas and all that is in it, the seas and all that is  
 in it.  
 You give life to everything,  
 and the multitude of heaven worship You.  
 You give life to everything,  
 and the multitude of heaven worship You.

**Listen to it on PFI NIV Songs 5, Track 8**

**Song Game: Pass the Secret Sign****Materials**

Sign Language Signs and Song  
 White board and marker  
 Eraser

**Preparing the Game**

1. Write the words to the song on a white board.

**Playing the Game**

1. After children have learned the song and signs well, then tell the children that you are going to leave out words from the song (that you've learned signs for) and just do the sign in its place.
2. Have the children help you choose a word to take out. Erase the word from the board. Review the sign the for erased word.
3. Sing the song, trying to remember to NOT sing the word and do only the sign.
4. Continue to take out words until all of the words (with signs) have been taken out.

Game continues as number of questions, time, and attention span allow.

Directions: Read and discuss Bible Truth, using a FEW of the questions. Play game. Feel free to modify the game to fit your children.

### General Story Questions

1. What was there before God created the world? *Nothingness and God the Father, Son and Holy Spirit.*
2. Why wasn't God lonely, even though there was nothing but Him? *He had perfect fellowship as God the Father, Son and Holy Spirit. He is completely happy in Himself, never needing nothing else.*
3. Why did God decide to make creation? *Not because He was bored or lonely, but for His own pleasure.*
4. What did God use to make all His creation? *Only His word, nothing else.*
5. How is the way God creates different then how we create? *God doesn't need any things/materials to create. He creates out of nothing. We need materials to start with. He creates life and we cannot.*
6. Who did God plan to share His creation with? *Humans who could enjoy Him and how all of creation reflected Him.*
7. What did God create first? *The heavens and the earth.*
8. What was heaven created like? *A glorious place where His presence would especially dwell. Filled with millions of angels and other heavenly creatures.*
9. What was earth like at first? *Formless and lots of deep formless water.*
10. What did God create on the first day? What did He call what He created? *Light, He called 'day.' Darkness, He called 'night.'*
11. What did God create on the second day? How did He do it? *He created an open space with waters above and waters below. He called it the "sky."*
12. What did God create on the third day? *Seas and dry land.*
13. What did God create on the fourth day? *Sun, moon and stars to fill the Light and Darkness.*
14. What did God create on the fifth day? *Sea creatures and birds to fill the seas and the sky.*
15. What did God create on the sixth day? *Animals, insects, reptiles to fill the land. Then He created people to share His creation with and to know Him.*
16. What was different about how God created people? *He gave them a spirit to know and love Him, and to see His glory reflected in creation.*
17. What is different about what God created on the first three days from the last three days? *The first three, He created Places. The last three, He filled the Places.*

### Bible Truth Connection Questions

1. What does this story have to do with our **Bible Truth: God Created All Things Good in the Beginning**? *This is the story of how God created all His creations and made them reflect His glory.*

### Bible Verse Connection Question

1. What does the story have to do with our **Bible Verse: Nehemiah 9:6**: "You alone are the LORD. You made the heavens, even the highest heavens, and all their starry host, the earth and all that is on it, the seas and all that is in them. You give life to everything, and the multitudes of heaven worship you."?  
*Our story today is the story of when the LORD did create everything. If He had not created it, then it wouldn't have been created. Our story tells how the multitudes of heaven sang for joy as the LORD laid the foundations of the earth. They were worshipping and praising Him before any creatures on earth.*

### Life Application Questions

1. Name something in God's creation and how it reflects something about God.
2. What did God create in each of us to know Him and love Him? *A spirit.*
3. How can we know God as He wants us to know Him? *By turning from our sins and trusting in Jesus as our own Savior.*

**ACTS Questions**

1. What's something we can praise God for from this story? *His amazing power shown in how He created everything with just His word. His amazing beauty shown in all the different creations He made.*
2. What's something we can confess from this story? *That many times we enjoy God's creations but don't think about Him, as He created us to.*
3. What's something we can thank God for from this story? *Name some of His creations.*
4. What is something we can ask God for, from this story? *That God would work in our hearts, that we might say sorry for our sins and trust Him as our Savior. That He would create in us new hearts so that we can know Him and love Him... and so we can see more of how wonderful He is in all of His creations.*

**The Gospel**

1. God made us to see and praise Him in all His creation. Why do we not do that? *Because we are sinners so busy thinking about ourselves and what we want, instead of God and what He wants.*
2. Is there any hope for sinners? What's the gospel?  
*Yes, there is hope! God is the good Creator and King of the world. He made people to worship Him and live by His good laws. But we are all sinners who have rebelled against Him. We all deserve death--God's just, eternal punishment for our sins. How terrible! But God has good news for us. In His great mercy, God sent His Son Jesus to earth to save sinners. Yes, Jesus, the perfect Son of God, left His home in heaven and became a man. He lived the perfect life that pleases God. (He's the only one who has ever done that!) He offered it up to God His Father as the perfect sacrifice for sins when He suffered and died on the cross. Then, on the third day, Jesus rose from the dead in victory. He had fully paid for the sins of God's people, so they wouldn't have to! Now all who turn away from their sins and trust in Jesus as their Savior will receive forgiveness of sins and eternal life with God. They will be His very own special people who will know Him and enjoy Him forever. We can be God's people, too, if we turn from our sins and trust in Jesus as our own Savior.*



## Game: Spoon and Ball Relay

### Materials

Spoons, one per each team

Ping-pong Balls, one per each team

Masking Tape

Baskets: one small one per team; plus, one large one to be shared by all teams.

Story Review Questions, one per child

Paper and marker/pencil for writing questions and keeping score

### Preparing the Game

1. Choose 20+ questions for your game from the Story Review Discussion Questions, or make up your own. Write point values to each question, such as 5, 10 and 25 points, depending upon how difficult they are.

**5 point questions: What does it say?** Simple fact questions, such as “How did Satan tempt Jesus to disobey God, His Father?”

**10 point questions: What does it mean?** Meaning questions, such as “Why was it important that Jesus obeyed God perfectly?”

**25 point questions: What does it mean to me?** Life application questions, such as “What is something God wants you to do that you find especially difficult to obey?”

2. Fold up all the questions and place them in the large basket. Place all of the questions in the larger basket at a central point in the room. Use the tape to mark starting points for each team and place the smaller baskets next to the start line. Have a spoon and ping pong ball ready for each team.

### Playing the Game

**Part 1: Getting the Questions:** Split the children into two teams. Have them line up behind the taped lines on the floor. Give the first person in each line a spoon and a ping pong ball. Tell the children that at your signal the first person will walk with the ball balanced in the spoon down to where the basket is. They are to drop the ball into the basket, pick up the ball again as well as a question from the basket and run back with the spoon, ball, and question to their team. They hand the spoon and ping pong ball to the next person in line and deposit their question in their smaller team basket located next to the start line. The relay continues until all children have had a turn.

### Part 2: Asking the Questions

After the relay is finished, the children sit down in their groups. The leader will take a question from a team's basket, tell them how many points it is worth and ask them the question. If the team gets it right, then they get the points. If not, then any other team has a chance to win the points. The teacher then proceeds to the next team's basket and continues the process. At the end, add up the points and see who wins.

### Non-competitive Option

Split the children into two groups and retrieve the questions as above until all the questions have been retrieved. Have the children of the two groups take turns pulling a question out of their basket for all the children to answer. Tally how many questions the children were able to get right. If desired, can play the game again, using only the questions they did not correctly answer. Ask them these again and see how many they get right the second time. Repeat as long as attention span allows or until all the questions have been correctly answered.

### Optional TAKING IT TO OTHERS Activity: Quiz Questions

Have the children choose a few of the questions from the game to ask the parents/other children during TAKING IT TO OTHERS time. Help pre-readers by whispering the question in their ear and letting them ask it aloud to the parents/other children.

**CASE REPLAY ACTIVITIES**

Use this guide to review the Case Story and act it out for others to enjoy!

**CASE REPLAY, JR: YOUNGEST CHILDREN**

**Description:** The children will act out the story together, everyone doing the same action/sound effect at the same time. This activity is most suitable for kindergarteners.

**Materials**

The Case RePlay, Jr. script for younger children

**Preparation**

1. Read through the script and write in the blanks along the side possible actions/sound effects the children could do to act it out.

**Instructions**

1. Tell the children that they will be re-enacting the story together as you tell it.
2. As you read the script, lead the children in actions/sound effects to do with you.
3. If desired, you can read the script and stop at certain sentences and ask them what a good action/sound effect would be to act out what you just read.
4. Repeat the re-enactment one or two times more.

**CASE REPLAY, SR: OLDER CHILDREN**

**Description:** The children act out the story as a three-scene play. You will narrate it using the Case RePlay, Sr. script and they will act it out (no spoken words, for the most part), with each child assuming a different character's role. This activity is most suitable for first grade and up. You will review the story, then practice it a few times before performing it for others.

**Materials**

The Case RePlay, Sr. script  
White board or other large format paper  
Costumes and props

**Preparation**

1. Prepare for the play by choosing costumes and props for each character in the story. Decorate the area with any scenery props.
2. Write the words "Beginning," "Middle," "End" on a large piece of paper/whiteboard with plenty of space under each heading. You will use this paper to help the children think about the story as a three-scene play, as it is presented in the script.

**Instructions**

1. Tell the children that they will get to act out the story as a three-scene play, with a beginning, middle and end section. Tell them that before they can act it out, they need to think it out. as you narrate it with your script.
2. Take the children's answers as they recount the story, helping them put key incidents in the right order.
3. If desired, when they have filled in their Beginning, Middle, End, read through your whole (real) script, so they hear exactly what you will have them act out.
4. Then tell the children that it's time to practice acting out the story.
5. Assign parts to each child. If you are using costumes, do NOT give them out at this point. They will be a distraction.
6. Have all the children sit on the floor or in chairs on one side of the "stage," then call the characters up in place as their part in the story comes.
7. As you read the script, guide the children in where you want them to move or do to act it out.
8. After going through the whole script once, give out any costumes and props and act out the script once or twice more.

**Optional TAKING IT TO OTHERS Activity: Re-enacting the Story**

Read the script as the children act out together (younger) or assuming different roles (older) as the other children or the parents watch.

**CASE REPLAY, JR--YOUNGER KIDS (KINDERGARTEN) P.2**

Welcome to our play! The name of our story is called: The Case of the Working Words.

Our story is an Old Testament story. It takes place before the beginning of the world.

And now we present: "The Case of the Working Words."

**Actions:**

**Scene 1:**

Before the world was created there was only Nothingness and God the Father, Son and Holy Spirit. They were perfectly happy in their fellowship together. God decided to fill the Nothingness as a display of His glory for His pleasure and the pleasure of the people He planned to share it with. God used nothing but His word to make all of His creations.

---

---

**Scene 2:**

First, God made Places to be filled. In the beginning, God made the heavens and the earth. The heavens He made to be a glorious place especially filled with His presence. Created millions of angels and other heavenly creatures to live there. They sang as He laid the earth's foundations. The earth was formless and empty. Dark was over the deep waters and God's Spirit hovered over them. God said, "Let there be light" and there was light. He separated the light from the darkness, calling the light "day" and the darkness "night." This was the first day. God spoke to the formless waters: "Separate into waters above and waters below, with an open space in between. He called the open space "sky." This was the second day. Then God spoke to the formless earth: "Let the waters be gathered together and let dry ground appear. Mountains, hills, flat land, valleys appeared. Called the waters "seas" and the ground "land." Then He commanded green plants and trees with flowers and fruit to grow on the earth. Green replaced the brown. This was the third day.

---

---

---

---

---

---

**Scene 3**

Then God filled the Places He made. "Let there be a great light called the Sun for the Day, and the moon and stars to be the gentle lights of night. These will bring seasons, days, and years. This was the fourth day. "Let the sky be filled with flying birds and the seas to be filled with all sorts of sea creatures." This was the fifth day. "Let the land be filled with lots of different kinds of animals, insects, and reptiles. Let them have babies and fill the earth. At last it was time to make the people He planned to share Himself and all His creations with: people. "Let us make people in our own image." So God made people with a spirit with which they could know God and look around at all His creations and see how they reflected Him. This was the sixth day. God called His whole creation very good. It was perfect, without sin or mistakes. It was just as He planned it to be. It was ready for what He wanted to do with it.

---

---

---

---

---

---

**Bible Truth Tie-In:**

The Bible Truth we are learning is: **God Created All Things Good in the Beginning.** This is the story of how God created all His creations and made them reflect His glory.

---

---

## **CASE REPLAY, SR--OLDER KIDS (1ST GRADE AND UP) P.3**

Welcome to our play! The name of our story is called: The Case of the Working Words.

Our story is an Old Testament story. It takes place before the beginning of the world.

The characters in our story are: God, Angels, Various bird, sea creatures and animals, Adam and Eve.

And now we present: "The Case of the Working Words."

### **Scene 1: (Beginning)**

Before the world was created there was only Nothingness and God the Father, Son and Holy Spirit. They were perfectly happy in their fellowship together. God decided to fill the Nothingness as a display of His glory for His pleasure and the pleasure of the people He planned to share it with. God used nothing but His word to make all of His creations.

### **Scene 2: (Middle)**

First, God made Places to be filled. In the beginning, God made the heavens and the earth. The heavens He made to be a glorious place especially filled with His presence. Created millions of angels and other heavenly creatures to live there. They sang as He laid the earth's foundations. The earth was formless and empty. Dark was over the deep waters and God's Spirit hovered over them. God said, "Let there be light" and there was light. He separated the light from the darkness, calling the light "day" and the darkness "night." This was the first day. God spoke to the formless waters: "Separate into waters above and waters below, with an open space in between. He called the open space "sky." This was the second day. Then God spoke to the formless earth: "Let the waters be gathered together and let dry ground appear. Mountains, hills, flat land, valleys appeared. Called the waters "seas" and the ground "land." Then He commanded green plants and trees with flowers and fruit to grow on the earth. Green replaced the brown. This was the third day.

### **Scene 3: (End)**

Then God filled the Places He made. "Let there be a great light called the Sun for the Day, and the moon and stars to be the gentle lights of night. These will bring seasons, days, and years. This was the fourth day." "Let the sky be filled with flying birds and the seas to be filled with all sorts of sea creatures." This was the fifth day. "Let the land be filled with lots of different kinds of animals, insects, and reptiles. Let them have babies and fill the earth. At last it was time to make the people He planned to share Himself and all His creations with: people. "Let us make people in our own image." So God made people with a spirit with which they could know God and look around at all His creations and see how they reflected Him. This was the sixth day. God called His whole creation very good. It was perfect, without sin or mistakes. It was just as He planned it to be. It was ready for what He wanted to do with it.

### **Bible Truth Tie-In:**

The Bible Truth we are learning is: **God Created All Things Good in the Beginning.** This is the story of how God created all His creations and made them reflect His glory.

## The Universe from Nothing

### Description

Children will make a turning picture of “Nothingness” that turns into the created world.

### Materials

Paper Fastener, one per child  
 White Card stock  
 Black Construction Paper  
 Scissors  
 Markers, thin tipped, if possible

### Preparing the Craft

1. Copy onto white card stock Pattern #2, one per child.
2. Cut out Template #1 from black construction paper, one per child.
3. Set out other supplies.

### Making the Craft

1. Show the sample of the craft you have made.
2. Have the children color Pattern #1.
3. Cut slit in both Pattern #1, card stock and construction paper (Cut the slit along one of the three, black, divider lines to the dot in the middle.)
4. Lay colored Pattern #1 on top of other Pattern#1.
5. Poke paper fastener through hole in middle of both and fasten down securely in back.
6. Pull one side of black paper Pattern #1 through slit in colored Pattern #1 and slide around to cover.
7. Children can tell how God created the world from nothing by starting with the black showing, then sliding one side of the colored Pattern #1 through the black slot and turning it to cover the black.

### Making a Bible Truth Connection

Once the children have settled into their craft, use the Bible Truth- Craft Connection Sheet to lead discussion about the craft. Note that most of these questions echo the questions on the case board, providing a review of what the children learned earlier.

### **Optional TAKING IT TO OTHERS Activity: Craft Presentation**

If you are presenting the craft to other children or parents the children can hold up their crafts (or your model craft) and read their Bible Truth Connection answers to explain the importance of the craft.

**CASE CRAFT****Discussion Guide****Instructions:**

As the children are settled into making their craft, ask them these questions to help them understand the craft's significance. Use the answers provided to guide the children's answers.

**Discussion Questions**

1. What was there before our world was created?  
*Only God, the Father, Son and Holy Spirit.*
2. What did God start with to create the world?  
*Nothing.*
3. What did God do to create the world? *He spoke and it came to be. That's all!*
4. What is Bible Truth 1, that we are learning?  
*God Created All Things Good in the Beginning.*
5. What does our craft have to do with our Bible Truth: God Created All Things Good in the Beginning?  
*God only spoke and all our universe came into being. It was very good. Pure and perfect. It was just exactly what God planned it to be.*
6. What can this craft help us remember?  
*When we look at the beautiful universe, we can remember the great God who created it. And because He gave us a spirit to know and love Him, we can look at it all and learn things about the way He is.*

**TAKING IT TO OTHERS****Craft Presentation****Instructions:**

Have children hold up your model craft/their crafts. Choose five children (or you say) the five sections below to explain the craft's importance.

**Presentation:**

1. Our craft is the Universe from Nothing.
2. When there was nothing but God, God chose to create the whole universe out of nothing. He spoke and it came to be.
3. Bible Truth 1 is: God Created All Things Good in the Beginning.
4. God only spoke and all our universe came into being. It was very good. Pure and perfect. It was just exactly what God planned it to be.
5. Our craft can help us remember that when we look at the beautiful universe, we can remember the great God who created it. And because He gave us a spirit to know and love Him, we can look at it all and learn things about the way He is.

Note: Even non-readers can participate in presenting the craft, if you will whisper what they are to say in their ear and let them say it aloud for the others to hear.



Craft Pattern #1







**BEFORE CLASS:****1. PICK YOUR PERSON**

VIPPs can be anyone in your church! Typically, they fall into 6 categories: Church staff, Elders, Deacons/deaconesses, Special Volunteers (people who aren't paid, but spend a lot of time helping out in particular ways), Supported Workers (aka missionaries), and Church Members.

**2. GATHER YOUR FACTS**

Use the VIPP Information Sheet to write down the facts about your VIPP. The information on this worksheet is used in the VIPP activities, listed in the "Choose an Activity" section below.

**DURING THE ACTIVITY:****1. INTRODUCE YOUR VIPP**

Introduce your VIPP to the children, using the VIPP Information Sheet. Fill in a set of VIPP Clue Cards with the information for your VIPP. If desired, you can even have the actual person come into class for the children to meet.

Need help describing what someone does for the church in a kid-friendly way? Check out the list of common VIPPs on the Praise Factory website in the PFI resources. There are lots of kid-friendly descriptions for common VIPP's, such as pastors, elders, deacons and a lot more.

**2. PRAY!**

Lead the children in praying for the VIPP. Ask the children if they would like to pray for one of the VIPPs prayer requests. Even non-readers can pray for the VIPP if you whisper the prayer request in their ear, then let them say it aloud. Never force a child to pray!

**3. CHOOSE AN ACTIVITY**

There are two activities you can use to help the children learn about the VIPP:

**VIPP Clue Cards:** These are nine coloring sheets in which children fill in the nine things they learn about the VIPP from the VIPP Information Sheet. Photocopy a set of each child. Use as few or as many of these Clue Cards as you desire. Clue Cards found at the back of this book.

**VIPP Game:** This is a game that uses a set of Clue Cards for one or two VIPPs.

Choose a VIPP and fill in his/her information on the VIPP Information Sheet. Fill in a set of VIPP Clue Cards with the information for your VIPP. Tell the children about the VIPP, having them fill in the VIPP Clue Cards with the key facts as they learn them. Write any words the children need to write on a white-board or other piece of paper so they can see how to spell them. Help younger children write these words on their clue cards. Ideas for how to tell the children about many common VIPPs are listed at [praisefactory.org](http://praisefactory.org) with the resources for this Bible Truth.

**Optional TAKING IT TO OTHERS Activity: Introduce and Pray for the VIPP**

If you are presenting the VIPP to other children or parents you can assign children to hold up the 10 clue cards and say what each card tells about the VIPP. (Or, you can have the children hold them up as you tell what each one means.) Then lead the children in praying for the VIPP.

## Game: Hit the Wall

### Materials

Information Sheet for one VIPP

2 Set of Clue Cards

8 8.5" x 11" Manilla Envelopes

Nerf Ball or other soft ball for indoor use

### Preparing the Game

1. Fill in one set of clue sheets for the VIPP you are using.
2. Tape the other (blank) set of Clue Cards to the outside of the manilla envelopes.
3. Put the filled-in clue cards in the corresponding envelope.
4. Tape the envelopes to the wall.

### Playing the Game

**Reveal:** Tell the children about the VIPP, showing them your filled-in clue cards as you tell about them.

**Review:** Have the children take turns trying to hit an envelope with the ball. The teacher (or the child) tells the Clue Card category. The other children try to remember what the VIPP's answer was. Open it up and see if they got it right. If they did, the Clue Card is retired. If not, it can be added back into the Clue Cards to be aimed at.

**VIPP INFORMATION SHEET**

**VIPP NAME:**

\_\_\_\_\_

**WHAT VIPP LOOKS LIKE**

Man or Woman? \_\_\_\_\_

Hair color? \_\_\_\_\_

Eye color? \_\_\_\_\_

**FAVORITE ANIMAL**

\_\_\_\_\_

\_\_\_\_\_

**FAVORITE FOOD**

\_\_\_\_\_

\_\_\_\_\_

**FAVORITE FREE TIME ACTIVITY**

\_\_\_\_\_

\_\_\_\_\_

**WHAT VIPP DOES DURING WEEK**

\_\_\_\_\_

\_\_\_\_\_

\_\_\_\_\_

\_\_\_\_\_

**VIPP GROUP OF SERVICE:**

Church Member

Deacon

Elder

Church Staff

Special Volunteer

Supported Worker  
(Missionary)

**3 WAYS VIPP SERVES CHURCH**

\_\_\_\_\_

\_\_\_\_\_

\_\_\_\_\_

\_\_\_\_\_

\_\_\_\_\_

\_\_\_\_\_

\_\_\_\_\_

\_\_\_\_\_

**3 WAYS TO PRAY FOR  
THE VIPP**

\_\_\_\_\_

\_\_\_\_\_

\_\_\_\_\_

\_\_\_\_\_

\_\_\_\_\_

\_\_\_\_\_

\_\_\_\_\_

\_\_\_\_\_



## **BIBLE TRUTH 1, LESSON 2: PLANNER/OVERVIEW**

### **GETTING STARTED: Welcome and Opening Songs** (*introduce unit and get kids moving with these songs*)

**Welcome to Praise Factory:** PFI: Praise Factory Investigators Theme Song *PFI NIV Songs 5, Track 1*

**Rules to Help Us Worship God and Love Others:** WoGoLOA Classroom Rules Song *PFI NIV Songs 5, Track 2*

**Big Question Under Investigation:** Big Question 5 Songs *PFI NIV Songs 5, Tracks 3,4*

*Extra Song: The Days of Creation PFI NIV Songs 5, Track 5*

**Big Question Bible Verse:** Genesis 1:31 Song *PFI NIV Songs 5, Track 6*

### **DIGGING DEEP DOWN: Key Concept and Story** (*introduce the Bible Truth and tell the related story*)

**Bible Truth 1:** God Created All Things Good in the Beginning

**Bible Truth Hymn:** O Worship the King, v.3 *PFI NIV Songs 5, Track 7*

**Bible Verse:** Nehemiah 9:6

**Bible Verse Song:** You Alone Are the LORD *PFI NIV Songs 5, Track 8*

*Extra Song: I Am the LORD (Isaiah 44:24) PFI NIV Songs 5, Track 9*

**Lesson 2 Story of the Saints Story:** The Case of the Swordless Samurai

### **TAKING ACTION: Response Activities** (*choose from among these activities*)

**Snack and Discussion Planner:** Neesima's Two Treasures (His Samurai Sword and His Bible)

**ACTS Prayer:** Prayer Sheet

**Bible Truth Review:** Discussion Questions and Game: Circus Lions

**Bible Truth Hymn:** O Worship the King, v.3 *PFI NIV Songs 5, Track 7*

Song, Sign Language and Song Game: Mimic Me! **PFI NIV Songs 5 BOOK or ONLINE**

**Bible Verse Review:** Nehemiah 9:6: Discussion Sheet and Game: Hot and Cold Hide

**Bible Verse Song:** You Alone Are the LORD *PFI NIV Songs 5, Track 8*

Song, Sign Language and Song Game: Word Take Away **PFI NIV Songs 5 BOOK or ONLINE**

**Story Review:** Discussion Questions and Game: Shoe Search and Ransom

**Case RePlay, Jr: Drama Activity for Youngest Children** (children do same story actions together)

**Case RePlay, Sr: Drama Activity for Most Children** (children re-tell story with individual parts)

**Craft:** Genesis 1 from the Chinese Bible

**VIPP (Very Important Prayer Person) Prayer Time:** Coloring Sheets (Back of Book) and Game: Beanbag Toss In

### **TAKING IT HOME: Take Home Sheet for Review and Family Devotions**

**PFI Pronto:** Bible Truth 1, Lesson 2 **PFI NIV Prontos 5 BOOK or ONLINE**

**The Case of the Swordless Samurai**

by Connie Dever

**Our story is called:****The Case of the Swordless Samurai.****As you listen to the story, see if you can figure out:**

1. Who was the Samurai? What was important about his sword?
2. What did he want even more than his sword? Did he find what he was looking for?

Our story doesn't take place in Bible times. It takes place about 140 years ago in Tokyo, Japan.

Excited and a little nervous, Neesima Shimeta rose up off the floor to face his great, Samurai master. This was one of the most important days in his life: his Gembuhu, the Samurai ceremony of manhood.

"Neesima," the Samurai master began, "for a thousand years, we Samurai have risked our lives to protect our Honorable Emperor and the sacred land of our forefathers from all enemies. Now it is time for you to take the vows of the Samurai and join us.

A Samurai must follow the Code of Bushido—the Way of the Warrior. He must promise to be just, sincere, honest, self-controlled and completely faithful. He must be good and loving. Above all, a Samurai must keep constantly in mind, by day and by night, that he has to die. Do you promise to live this way?" the Master asked.

"Yes, Master, I do," Neesima promised.

"Then you are now no longer, a boy," the master announced. You are a man and a Samurai."

Taking a sharp razor, the master cut off Neesima's long, black forelocks. The rest of his hair the master pulled back into a ponytail. Metal arm and leg protectors and a breastplate were strapped in position. A helmet was placed on his head. Last of all, Neesima received his most precious gift—the daito katan, the 2-foot-long sword of the Samurai.

"Wear this sword at all times," the Master told him. "It is the badge of your high calling. It is your protection. Treat it honorably. The daito katan is sacred and we believe it has the life of the gods in it. To lose it or give it away is to give away your very self. Never do that," he warned.

Neesima bowed low as he took the sword and fastened it to his belt. His heart swelled with pride. Now he was a Samurai!

After the ceremony, Neesima went to the Shinto Temple to offer sacrifices and prayers to his ancestors, whom he worshiped as gods. "You have been Samurai before me," he said to them. "Help me to honor by and dying as a faithful Samurai like you," he prayed.

Now Neesima went into training. He learned sword-play and horseback riding to train his body for battle. He read books by great men of Japan and China to train his mind and spirit to be calm and clear in battle. A Samurai had to prepare body, mind and spirit for battle.

But one day, Neesima found a very different book to read. It was a book so hated that it was against the Japanese law to own or even read. It was God's Word, the Bible—written in Chinese.

Neesima snuck the Bible away where he could read it in secret. Excitedly he opened it up to the first page and started reading: "In the beginning God created the heavens and the earth... God saw all that He made, and it was very good," Neesima read.

Neesima was shocked. "I've never heard anything like this before! A God who is more than just a powerful force or ancestors who lived long ago?" he thought. "I must read more!"

So Neesima read the rest of the story, learning how God created everything in the whole universe—even people. He put down the Bible and looked all around him as if seeing the world differently than ever before. New questions—then new answers—filled Neesima's mind. "Who made me, my parents? No, it was God," he could see that now. "God made my parents and let them make me. And who made this wooden table? A carpenter?" thought Neesima. "No, it was God! God

**Story-telling Tips**

## Ahead of time:

1. Read the Bible verses and story. Pray!
2. Create story cue cards on index cards (or highlight text).
3. Practice telling story dramatically, timing your presentation. Shorten, if necessary to fit your allotted time.
4. Decorate area with story props that help bring your story alive.

## During your presentation:

1. Maintain as much eye contact as possible as you tell the story. Point to/use props at important points in the story. Include the kids in your story with a few questions about what they think will happen or words/concepts that might be new to them.
2. Watch the kids for signs that their attention span has been reached. Shorten, if necessary.

created trees and the carpenter used them to make this table," Neesima realized.

The words Neesima read were about to completely change his life: "If God is the creator of this world, I must be thankful to Him," Neesima decided. "I must believe Him and I must find out His good purposes for my life so I can live to please Him," he decided. "But how?" Neesima wondered.

"Christians are not allowed in Japan and I am not allowed to out! Japanese people caught leaving the country are killed, but I must learn more about the Creator God!" Neesima thought. "I know! I will ask the Creator God for His help," he decided. So Neesima closed his eyes and prayed: "Oh, God. Look upon me and listen to me. Help me know what to do."

God soon answered his prayer. Neesima traveled the Japanese seaport where an American captain, Captain Savory, helped him. He hid Neesima in the supplies closet of his ship and snuck him out of Japan to Shanghai, China. Neesima was free!

Shanghai was so different from anything Neesima had ever seen before. There were many new things to do and to buy. But, there was only two things that Neesima wanted: a Chinese Bible and a boat ticket to America, where he could learn more about the Creator God.

It didn't take Neesima long to find a Bible, but oh, how expensive it was! He had hardly any money--certainly too little to buy a Bible. There was only one way for Neesima to get that Bible: he would have to sell his precious Samurai sword!

"I made a promise to always serve the Emperor and Japan," Neesima remembered. "Without my sword I will break that promise. This sword is the sign of my noble family and calling. They told me it even had the life of our gods in it. Not a day has passed when it was at my side. Should I really break that promise? Should I dishonor my family?" Neesima wondered.

It was a big decision, but Neesima knew what he should do. He sold his sword and bought the Chinese Bible. Now he would have the Creator God's words to read over and over again. What could be more important than that?

Next Neesima headed down to the docks of Shanghai in search of the other thing he wanted most of all: a

boat to take him to America.

"Want learn Bible. Take me?" Neesima Shimeta asked captain after captain, using the little English he knew.

At last, Captain Taylor of the Wild Rover agreed to help him. "Serve as my cabin boy and I will take you to Boston (America)," he offered Neesima. Neesima quickly agreed. At last he was on his way to America!

The voyage from Shanghai to Boston took eight, long months. Neesima spent every free moment either reading his Chinese Bible or learning English from the other sailors. The more he read, the more Neesima saw what he didn't know. He needed a teacher, if he was to really understand about the Creator God, but how would he get one? Teachers were expensive and he had no money.

"I will ask the Creator God to help me again," Neesima decided. "He helped me before, He will help me now."

God answered Neesima's prayer as soon as he arrived in Boston. Captain Taylor took Neesima to see Mr. Hardy, the owner of Wild Rover. Hardy was a Christian and as soon as he heard Neesima's story, he wanted to help.

"Neesima, I want to help you learn all you can about the Creator God and His message," Mr. Hardy told him. "I want to pay for your food, your housing, your clothes, your schooling and anything else you might need. I want you to be like a son to me while you live in America."

"Praise God! And thank you, sir!" Neesima exclaimed. How amazing was this Creator God! There was nothing He had not provided him. He had answered Neesima's prayers better than he could have hoped for!

At school, Neesima learned so much about the Creator God and His message. It was here that he understood the Creator God's offer of salvation through Jesus, to all who turn away from their sins and trust in Him as their Savior. He learned how the Creator God created a new heart in all who do, filling them with Holy Spirit, that they might know and love Him.

"What wonderful news this is," Neesima exclaimed. He eagerly turned away from his sins, trusted in Jesus as His Savior and was baptized.

Neesima loved his time in America, but soon he wanted to go home. Many changes had come to Japan. No longer was it against the law to be a Christian. A



new government had been formed and the Samurai were the leaders of it. As a Samurai himself, perhaps Nessima would be allowed to tell many the good news of Jesus.

Neesima went to Mr. Hardy and said, "I must go back home. I want to tell my people about the Creator God. I want to start a Christian school for Samurai boys. They are the future leaders of Japan. What great things God might do in Japan, if there are more Samurai Christians like me. Will you help me?" Nessima asked.

Mr. Hardy was happy to help. He collected \$5000 for Nessima to use to start his school.

Back in Japan, Neesima had to fight hard to start his school. Many people still did not like Christianity, even though it was not against Japanese law anymore. But at last Neesima had his first class of thirty, Samurai young boys.

Oh, how God blessed Nessima's work. As these boys heard about the Creator God and the message of salvation through His Son, Jesus, each and every one of them believed and were saved! They all grew up to be pastors and important leaders in the Japanese government and helped many others hear about Jesus, just as Neesima had hoped.

### Cracking the Case:

**It's time to answer our Case Questions.**

**1. Who was the Samurai? What was important about his sword?** Neesima Shimeta. A Samurai is a special soldier. His sword is not just his weapon, but the symbol of who he was. They believed it had the life of the gods in it. A Samurai never got rid of his sword.

**2. What did he want even more than his sword? Did he find what he was looking for?** To learn more about the Creator God who created everything in the beginning. Yes, he did! Not only learned more about the Creator God, but he trusted in Jesus as his Savior. He came to know God in his heart!

### Something for You and Me

**Our Bible Truth is:**

**God Created All Things Good in the Beginning**

**Our Bible Verse is: Nehemiah 9:6**

"You alone are the LORD. You made the heavens, even the highest heavens, and all their starry host, the earth and all that is on it, the seas and all that is in them. You give life to everything, and the multitudes of heaven worship you."

God didn't just create the multitudes of heaven to worship Him, but as Neesima learned, God created people--like you and me-- to worship Him, too. How can we do that? Like Neesima, we can turn away from living a life just for ourselves and turn to live for God. We can ask Jesus to be our Savior and forgive us of our sins. And when we do, God's Holy Spirit will live in our hearts, helping us not only worship God, but enjoy knowing Him and loving forever--and that is best of all!

*Close in prayer.*

### Closing ACTS Prayer

**A** God, we praise You for being the Creator God who made heaven and earth.

**C** God, we confess that we are sinners who need to turn away from our sins and trust in Jesus as our Savior, just as Neesima did.

**T** God, we thank You for letting us hear about You, the Creator God, through Your Word, the Bible, just like You did Neesima.

**S** God, we ask that You would work in our hearts that we might turn away from our sins and trust in Jesus as our Savior. Please help us to want to learn more about You, like Neesima did. Help us to want to know You so much that we would even be willing to give up the thing that was most important to us in order to know You.

### Special Words

**Samurai:** A especially trained and honored Japanese warrior.

**Emperor:** The ruler of a country; like a king.



# **ACTS PRAYER ACTIVITY**

Use this sheet to write down your ACTS Prayer

## **Instructions:**

Use this sheet to help the children apply the Bible Truth into a prayer. You can use the ACTS provided or even better, have the kids think of their own applications. Also have the children add their personal requests to the prayer, too. Lead the children in the prayer or let them pray sections, with your help. Never force a child to pray! Non-readers can participate by you whispering a section of the prayer into their ear and allowing them to pray it aloud for the group.

## **ADORATION:**

God, we praise You for being the good Creator of all things.

God, we praise You for being.....

Add your own Adorations:

## **CONFESSION:**

We confess that we disobey You in our hearts, in our words, in our thoughts, in the things we do. We do not live the perfect way You created as to live. We need a Savior!

God, we have sinned against You....

Add your own Confessions:

## **THANKSGIVING:**

Thank You, God for making so many good things for us to enjoy and see what You is like. Thank You for making us.

God, we thank You for...

Add your own Thanksgivings:

## **SUPPLICATION:**

God, help us see what You are like as we enjoy the wonderful things You created. Help us to be more thankful for Your good creations. Help us to joyfully obey You as our Creator. Work in our hearts, that we might turn away from our sins and trust in Jesus as our Savior.

God, we need Your help...

Add your own Supplication:

# SNEAKY SNACK

Can you figure out how this snack relates to the story?

## Snack: Neesima's Two Treasures (His Samurai Sword and His Bible)

Samurai sword made by inserting a bread stick, thin pretzel stick or thin piece of celery "blade" through a "handle" made of cheese. And/or, a Chinese Bible made with a folded over American cheese slice "pages" inserted into a piece of bread (can be buttered on inside) folded over as a "Bible cover". If you really want to go all out, buy decorator icing or gel that comes in the tubes, cut the smallest nozzle hole possible, and make a Chinese word/symbol on the "cover" of your Bible.

This is only a suggestion. Feel free to modify. Be mindful of allergy issues among your children!

**Case Tie-in:** Neesima wanted to know more about the Creator God so much that he was willing to even sell his Samurai sword to buy a Bible.

# SOUL FOOD

Food for thought during snack time

1. What does the snack have to do with the story?

Choose a few questions from the other activity discussion sheets to talk about during this snack time.

2.

3.

4.

5.

6.

7.

Directions: Read and discuss Bible Truth, using a FEW of the questions. Play game. Feel free to modify the game to fit your children.

### **God Created All Things Good in the Beginning**

God created everything in the beginning. There was nothing but Him, Father, Son and Holy Spirit. Then He spoke, and it all came to be. He created everything in the world around us and everything in the great universe of stars and planets we see in the sky. He created all the creatures of heaven, too. He created it all through Jesus and for Jesus.

When God made everything, He called it very good. It was delightful to Him. It was pure and perfect. It was all exactly made according to His perfectly wise plan. There was nothing wrong or bad in God's creations when He created them. Nothing got sick or died. Nothing disobeyed Him. Everything did what He created them to do, and they did it joyfully. They did everything without wearing out or even making mistakes.

Everything God created points back to Him, their Creator. They are little pictures of something about Him. Look around you. What do God's creations tell you about Him?

### **Understanding the Bible Truth**

1. Who created everything? *God did.*
2. When did God create everything? *In the very beginning.*
3. What was there before God created the world? *Nothing but Him: Father, Son and Holy Spirit.*
4. What things God create? *Everything in the world around us; everything in the universe; all the creatures of heaven.*
5. Who was everything created through? *Jesus.*
6. Who was everything created for? *Jesus.*
7. What did God call everything when He finished creating it? *Very good.*
8. Why was all His creation very good? *Because it was delightful to Him. It was pure and perfect. It was exactly as He planned it to be. Nothing was wrong or bad. Nothing got sick or died. Nothing disobeyed Him.*
9. By what did God create everything? *His perfectly wise plan. by His word.*
10. What were God's creations like when He created them. *They were pure and perfect. There was nothing bad or wrong in them. They did not get sick or die. They did not disobey God. They joyfully obeyed God and served Him without wearing out or even making mistakes.*
11. What are all of God's creation little pictures of? *Something about God. They all displayed something about God in the way they looked and/or by did what God created each to do.*

### **Bible Truth Story Connection Questions**

1. How did learning that God was Creator of the world affect Neesima? *Neesima was surprised to learn from the Bible that God was the Creator of all things. He left his life as a Samurai warrior to find out more about the Creator God and the Bible. And, in seeking to learn more about the Creator God, Neesima found Himself and was saved!*

### **Bible Verse Connection Question**

1. What does our Bible Truth have to do with our **Bible Verse: Nehemiah 9:6**: "You alone are the LORD. You made the heavens, even the highest heavens, and all their starry host, the earth and all that is on it, the seas and all that is in them. You give life to everything, and the multitudes of heaven worship you."?  
*There is nothing that God did not make in the heavens or the earth in the beginning. He made all things and He gave life to it all. He did it only with His mighty word.*

### **Life Application Questions**

1. How can we use God's creation to worship God? *We can look around at all God has created and look for how every part of it has its own special way of reflecting who He is. We can then praise Him for all the wonderful ways we see that He is from His creation.*
2. How can we worship God in a different way from all the rest of His earthly creations? *We have a spirit to worship God, know Him and love Him.*
3. What do we each need to do if we are to worship God? *We each need to turn from our sins and trust in Jesus as our own Savior.*

**ACTS Questions**

1. What is something we can praise God for from this Bible Truth? *For God's perfect wisdom and power shown in creating the world.*
2. What is something we can confess to God from this Bible Truth? *That while God created the world perfectly good, we have all chosen to disobey Him and His good ways. We deserve His punishment. We need a Savior!*
3. What is something we can thank God for from this Bible Truth? *For creating everything good, according to His perfectly wise plan. And, that even though we sinned against Him, He knew it and had already planned to send Jesus to save His people from their sins.*
4. What is something we can ask God for from this Bible Truth? *To help us be grateful for all His beautiful creations; and to see Him and praise Him as we look at everything He has made.*

**The Gospel**

1. God created the world perfectly good, but we have all sinned against God. We deserve His eternal punishment, now instead of wonderful fellowship with Him. Is there any hope for us? What is the gospel?  
*God is the good Creator and King of the world. He made people to worship Him and live by His good laws. But we are all sinners who've rebelled against Him. We all deserve death--God's just, eternal punishment for our sins. How terrible! But God has good news for us. In His great mercy, God sent His Son, Jesus to earth as a man to save sinners. He lived the perfect life that pleases God. (He's the only one who's ever done that!) He offered it up to God His Father as the perfect sacrifice for sins when He suffered and died on the cross. Then, on the third day, Jesus rose from the dead in victory. He had fully paid for the sins of God's people, so they wouldn't have to! Now all who turn away from their sins and trust in Jesus as their Savior will receive forgiveness of sins and eternal life with God. They will be His very own special people who will know Him and enjoy Him forever. We can be God's people, too, if we turn from our sins and trust in Jesus as our own Savior.*

## Game: Circus Lions

### Materials

Optional funny wig, glasses, hat, etc.

Hula hoop, etc.

Bible Truth Questions

### Preparing the Game

1. Choose 20+ questions for your game from the Bible Truth Discussion Questions, or make up your own.
2. Write the Bible Truth questions on small thin strips of paper (or make a photocopy of the Bible Truth Discussion Questions and simply cut them into strips) and put them in the bag/bowl.

### Playing the Game

Tell the children that they are circus lions. Have them get on all four and roar and roam like lions. Have them “jump” through a hula hoop, etc. Then tell them they are getting very, very sleepy and must lie down....on their backs... in their den. Tell them that sleeping lions lie very still, make no noise, and keep their eyes open! Tell them that you are the Lion Trainer and are trying to wake up the Sleeping, Lazy Lions to perform in the circus. Any lion that makes a move, a sound or smiles will have to get up! Put on your funny wig, glasses, hat, etc. and make your rounds, trying to catch the lions moving, making noise or to make them smile. Lions who are caught are asked to answer a question correctly as their circus trick to before they can go back to their den. Have one of the lions caught to pick a question. Read it to the whole class and take their answers. If they don't get it right, then the child/children must stay out until the next round and next correct answer. If desired, let some of the children take turns being the Lion Trainer.

Game continues as number of questions, time, and attention span allow.

### Non-competitive Option

Let all the caught lions join back into the circus, even if the class answers a question incorrectly. Put the question back in the bag for further review.

### Optional **TAKING IT TO OTHERS** Activity: Quiz Questions

Have the children choose a few of the questions from the game to ask the parents/other children during **TAKING IT TO OTHERS** time. Help pre-readers by whispering the question in their ear and letting them ask it aloud to the parents/other children. Make sure you read the Bible verse aloud before you ask your questions.

Directions:

1. Write words to song in large print before class.
2. Play the song for the children, helping them follow along on the song sheet.
3. Discuss the song, using a few questions from the discussion sheet. *Don't use them all!*
4. Introduce sign language for key words of your choice from sign language sheet for your song. Use as few or as many as you think the children can learn.
5. Sing and sign the song. Sign language as well as large format lyrics and sheet music are found in the PFI Unit Songbook or online.
6. If desired, play the Song Game.

**Optional TAKING IT TO OTHERS Activity: Presenting and Singing the Song**

1. Sing and sign the song, encouraging the watching children/parents to join in.
2. Ask the class some of the questions listed below. The Bible Truth Connection Question is particularly good to help them understand how the song ties in with the Bible Truth.

### **O Worship the King**

#### **Verse 3**

Thy bountiful care what tongue can recite?  
It breathes in the air,  
it shines in the light,  
It streams from the hill,  
It descends to the plain,  
And sweetly distills in the dew and the rain.

**Listen to it on PFI NIV Songs 5, Track 7**

### **Understanding the Song**

1. According to what did God create everything? *His perfectly wise plan.*
2. What did God call everything when He finished creating it? *Very good.*
3. Why was all His creation very good? *Because it was made exactly as He planned it to be; and, because He created it without any imperfections. Nothing got sick or died. Nothing disobeyed Him.*
4. How did everything do what it was created to do? *It did it joyfully, without falling apart or mistakes.*
5. What was all of creation a display of? *God.*
6. How was everything a glorious display of God? *Not by being just like ALL of Him, but by reflecting something about Him in the way it looked and did what God created it to do.*

### **Bible Truth Connection Question**

1. How does this song relate to our **Bible Truth: God Created All Things Good in the Beginning**? *All of creation reflects God's goodness to us. We see His goodness in the bountiful way He cares for us. When we look at the light streaming down from heaven to give us warmth and light; when we see the dew and the rain that feeds thirsty plants so we will have food to eat; in the beautiful hills God gives us to look at; in the flat plains that make good ground to grow crops. Seeing His goodness in His creation makes His people want to worship and praise Him.*

### **Story Connection**

1. How does this song relate to our story? *When Neesima read in the Chinese Bible that God created the heavens and the earth in the beginning, he began to look around him and realize that everything belonged to God. He saw that everything belonged to God and everything was taken care of by God. He longed to know more about the Creator God and His message in the Bible.*

### **Bible Verse Connection Question**

1. What does this hymn have to do with our Bible Verse: **Nehemiah 9:6**: "You alone are the LORD. You made the heavens, even the highest heavens, and all their starry host, the earth and all that is on it, the seas and all that is in them. You give life to everything, and the multitudes of heaven worship you."?  
*When God's people look at the things God created, such as the hills, the plains, the dew and rain, they think about how they were made by God and they are used by God to care for them. They see so much about God and His care for His in all His creations that it is more than their tongues can recite! There just isn't time enough to say them all.*

**Life Application Questions**

1. How can God's people be affected by the message of this song? *They can praise God for not just creating them, but providing for their every need, every day, so that they stay alive. They can ask God to help them to know and love Him more as they look at His creations. They can ask Him to make them more grateful for all He is and gives them each day.*
2. How can we become God's people? *By turning away from our sins and trusting in Jesus as our Savior.*

**ACTS Questions**

1. What is something we can praise God for from this hymn? *For God the God who Cares and shows how He cares by His creation we see around us.*
2. What are sins we can confess to God from this hymn? *That many times we do not worship Him when we look at the hills and the rain and the other things God has created. We forget Him as our God and creator. We need a Savior!*
3. What is something we can thank God for from this hymn?  
*For different ways we see His care for us in the creations around us.*
4. What is something we can ask God for from this hymn? *To help us be grateful for His care shown in all His beautiful creations; and to see Him and worship Him as we look at everything He has made.*

**Gospel Question**

1. God is the creator of everything. He created us to worship Him and thank Him for His care, but we have all chosen to turn away from Him and disobey Him and His good ways. Is there any hope for us? What is the gospel?

*God is the good Creator and King of the world. He made people to worship Him and live by His good laws. But we are all sinners who have rebelled against Him. We all deserve death--God's just, eternal punishment for our sins. How terrible! But God has good news for us. In His great mercy, God sent His Son Jesus to earth to save sinners. Yes, Jesus, the perfect Son of God, left His home in heaven and became a man. He lived the perfect life that pleases God. (He's the only one who has ever done that!) He offered it up to God His Father as the perfect sacrifice for sins when He suffered and died on the cross. Then, on the third day, Jesus rose from the dead in victory. He had fully paid for the sins of God's people, so they wouldn't have to! Now all who turn away from their sins and trust in Jesus as their Savior will receive forgiveness of sins and eternal life with God. They will be His very own special people who will know Him and enjoy Him forever. We can be God's people, too, if we turn from our sins and trust in Jesus as our own Savior.*

## **Song Game: Mimic Me!**

### **Materials**

Sign Language

Song

### **Preparing the Game**

None.

### **Playing the Game**

1. Practice the song and signs until the children know them well. Choose a person to be the leader and let them decide upon an action for everyone to do as they sing the song, such as jump on one foot, etc.
2. Sing the song while doing the chosen action.
3. Select another child to be the leader.
4. If desired, you can choose a different action for different important words in the song, such as jump on one foot when you sing the word "grace", but clap your hands when you sing the word "Jesus". Ask the children the meaning of each of the words before adding in their action.

Game continues as number of questions, time, and attention span allow.



choose a FEW questions for discussion, then choose the game and/or music activity

**Bible Truth 1 BIBLE VERSE****Meditation Version: Nehemiah 9:6**

"You alone are the LORD. You made the heavens, even the highest heavens, and all their starry host, the earth and all that is on it, the seas and all that is in them. You give life to everything, and the multitudes of heaven worship you."

**Alternate Memory Version: Nehemiah 9:6**

"You made the heavens... and all their starry host, the earth and all that is on it, the seas and all that is in them. You give life to everything."

**Understanding the Bible Verse**

1. What does "You alone are the LORD" mean? *There is only one true God, who is the LORD.*
2. What does "LORD" mean with all capitals? *It is different from "Lord" with little letters. "LORD" is another way of saying "Yahweh" the name of the true God. The Jews would write/say "LORD" instead of "Yahweh" because they believed God's true name was too holy for them to say. ("Lord" means ruler or master.)*
3. What did the LORD make? *Everything: the heavens, the starry host, the earth and everything in it, the seas and all that is in them.*
4. What are the highest heavens? *That was the Jewish way of saying heaven, which was especially full of God's presence and where the angels lived.*
5. What are starry host? *Another way of say all the stars and planets.*
6. What did He give to everything He made? *Life.*
7. Who worships the LORD in this verse? What are they? *The multitudes of heaven. Multitudes is a lot of something. The multitude of heaven are the angels and other heavenly creatures God created.*

**Bible Truth Connection Question**

1. What does this verse have to do with the **Bible Truth: God Created All Things Good in the Beginning?** *There is nothing that God did not make in the heavens or the earth in the beginning. He made all things and He gave life to it all. He did it only with His mighty word.*

**Story Connection Questions**

1. How does this verse relate to our story? *When Neesima read in the Chinese Bible that God created the heavens and the earth in the beginning, he began to look around him and realize that everything belonged to God. He saw that everything belonged to God and everything lived only because of He gave it life. He longed to know more about the Creator God and His message in the Bible. He wanted to live the life God gave him in a way that pleased Him.*

**Life Application Questions**

1. What difference does it make to you to know that you were created by God rather than just by chance or some accident?
2. How can we know God the way He created us to? *By turning from our sins and trusting in Jesus as our own Savior.*

**ACTS Questions**

1. What is something we can praise God for from this Bible verse? *That the LORD alone is God. He is the creator of all things.*
2. What is something we can confess to God from this Bible verse? *That many times we do not praise Him, like the multitudes of heaven. We forget Him as our God and creator. We need a Savior!*
3. What is something we can thank God for from this Bible verse? *For all of the different and amazing things He created.*
4. What is something we can ask God for from this Bible verse? *To help us be grateful for all His beautiful creations; and to see Him and praise Him as we look at everything He has made.*

**Gospel Question**

1. God is the creator of everything. He created us, but we have all chosen to turn away from Him and disobey Him and His good ways. Is there any hope for us? What is the gospel?

*God is the good Creator and King of the world. He made people to worship Him and live by His good laws. But we are all sinners who have rebelled against Him. We all deserve death--God's just, eternal punishment for our sins. How terrible! But God has good news for us. In His great mercy, God sent His Son Jesus to earth to save sinners. Yes, Jesus, the perfect Son of God, left His home in heaven and became a man. He lived the perfect life that pleases God. (He's the only one who has ever done that!) He offered it up to God His Father as the perfect sacrifice for sins when He suffered and died on the cross. Then, on the third day, Jesus rose from the dead in victory. He had fully paid for the sins of God's people, so they wouldn't have to! Now all who turn away from their sins and trust in Jesus as their Savior will receive forgiveness of sins and eternal life with God. They will be His very own special people who will know Him and enjoy Him forever. We can be God's people, too, if we turn from our sins and trust in Jesus as our own Savior.*

## Game: Hot and Cold Hide

### Materials

Bible verse written up in large print so that all can see  
An object to hide

### Preparing the Game

None.

### Learning the Verse

Some or all of your children may be non- or early readers. Teach the verse in sections, having them say it after you. Repeat a few times. Add clapping or other movement as they say it.

### Directions

1. If desired, lead the children in a discussion of a **FEW** of the most important questions before beginning game.
2. Explain the game to them as follows:

Have the children sit or stand in a group. Tell them that one person will leave the room and another person will hide the object. After the object is hidden the Seeker will begin to look for the object. The rest of the children, led by the teacher, will begin to repeat the verse over and over, reciting it louder as the Seeker gets closer to the object and more quietly as the Seeker gets further from the object. When the object has been found, the leader will choose another Hider and Seeker and the game continues.

Game continues as time or attention span allow.

### Optional TAKING IT TO OTHERS Activity: Quiz Questions

Have the children choose a few of the questions from the game to ask the parents/other children during TAKING IT TO OTHERS time. Help pre-readers by whispering the question in their ear and letting them ask it aloud to the parents/other children. Make sure you read the Bible verse aloud before you ask your questions.

Directions:

1. Write words to song in large print before class.
2. Play the song for the children, helping them follow along on the song sheet.
3. Discuss the song, using a few questions from the discussion sheet. *Don't use them all!*
4. Introduce sign language for key words of your choice from sign language sheet for your song. Use as few or as many as you think the children can learn.
5. Sing and sign the song. Sign language as well as large format lyrics and sheet music are found in the PFI Unit Songbook or online.
6. If desired, play the Song Game.

**Optional TAKING IT TO OTHERS Activity: Presenting and Singing the Song**

1. Sing and sign the song, encouraging the watching children/parents to join in.
2. Ask the class some of the questions listed below. The Bible Truth Connection Question is particularly good to help them understand how the song ties in with the Bible Truth.

**You Alone Are the LORD**

You alone are the LORD.  
 You made the heavens, the highest heavens  
 and all their starry host, and all their starry host.  
 You give life to everything,  
 and the multitude of heaven worship You,  
 You give life to everything,  
 and the multitude of heaven worship You.

You, alone are the LORD.  
 You made the earth and all that is in it,  
 the seas and all that is in it, the seas and all that is  
 in it.  
 You give life to everything,  
 and the multitude of heaven worship You.  
 You give life to everything,  
 and the multitude of heaven worship You.

Listen to it on PFI NIV Songs 5, Track 8

## Song Game: Word Take Away

### Materials

Sign Language Signs and Song  
 White board and marker  
 Eraser

### Preparing the Game

1. Write the words to the song on a white board.

### Playing the Game

1. After children have learned the song and signs well, then tell the children that you are going to leave out words from the song (that you've learned signs for) and just do the sign in its place.
2. Have the children help you choose a word to take out. Erase the word from the board. Review the sign the for erased word.
3. Sing the song, trying to remember to NOT sing the word and do only the sign.
4. Continue to take out words until all of the words (with signs) have been taken out.

Game continues as number of questions, time, and attention span allow.

**STORY REVIEW**

Directions: Read and discuss Bible Truth, using a FEW of the questions. Play game. Feel free to modify the game to fit your children.

**General Story Questions**

1. What special ceremony did Neesima take part when he was fourteen? Why was it important? *Gembuhu. It was the Samurai ceremony of manhood.*
2. What did Neesima have to promise to do in the Gembuhu ceremony? *To protect the Emperor and his country, be ready to die, keep the Code of Bushido.*
3. What did the Samurai master tell Neesima about his sword? *They believed it had the life of the gods in it, never to be without it or sell it, treat it with respect.*
4. Where did Neesima go after his ceremony? What did he do there? *He went to the Shinto temple to make sacrifices and pray to his gods, his ancestors.*
5. What did he ask his ancestors to help him do? *Be a good Samurai who would honor them.*
6. What was Neesima's training like as a Samurai? *Horse-back riding, sword-play, reading books of Chinese and Japanese wise men.*
7. Why did Neesima have to read in secret the Chinese Bible he found? *Because Christians and Bibles were illegal in Japan.*
8. What did Neesima read in the Chinese Bible that he never knew before? *That there was a Creator God who created everything in the beginning. As one of His creatures, Neesima belonged to Him.*
9. Why would it be hard for Neesima to learn more about the Creator God? *Christians and Bibles were not allowed in, Japanese were not allowed out of the country.*
10. How did Neesima escape Japan? *He went to the seaport Harodote and talked an American captain into sneaking to Shanghai.*
11. What two things did Neesima want most in Shanghai? *A Chinese Bible of his own; a way to get to America so he could learn more about the Creator God and the Bible.*
12. How did Neesima get a Chinese Bible of his own? Why was this so hard? *He sold his sword. It was his most precious possession. He never was without it. He had promised to never sell it.*
13. What did the Captain of the Wild Rover offer to do for Neesima? *Take him to Boston in America, if he would be his cabin boy.*
14. What did Neesima do in his free time on the voyage to Boston? *Read his Chinese Bible and learn English.*
15. Who helped Neesima in America? *The ship's owner, Alpheus Hardy.*
16. What did Mr. Hardy do for Neesima when he heard his story? *Gave him money to go to school and pay all of his expenses so he could learn more about the Creator God and the Bible. Also, he told him the good news of Jesus.*
17. What did Neesima do when he heard the good news of Jesus? *He believed, turned away from his sins and trusted in Jesus as his Savior. He was baptized.*
18. Why did Neesima want to go back to Japan to start a school for Samurai? *He wanted them to know about Jesus, then to teach the other Japanese people about Him.*

**Bible Truth Connection Questions**

1. What does this story have to do with our **Bible Truth: God Created All Things Good in the Beginning**? *Neesima was surprised to learn from the Bible that God was the Creator of all things. He left his life as a Samurai warrior to find out more about the Creator God and the Bible.*

**Bible Verse Connection Question**

1. What does the story have to do with our **Bible Verse: Nehemiah 9:6**: "You alone are the LORD. You made the heavens, even the highest heavens, and all their starry host, the earth and all that is on it, the seas and all that is in them. You give life to everything, and the multitudes of heaven worship you." *When Neesima read in the Chinese Bible that God created the heavens and the earth in the beginning, he began to look around him and realize that everything belonged to God. He saw that everything belonged to God and everything lived only because of He gave it life. He longed to know more about the Creator God and His message in the Bible. He wanted to live the life God gave him in a way that pleased Him*

**Life Application Questions**

1. Neesima wanted to know more about the Creator God and the Bible so much that he was even willing to give up the things that meant the most to him in order to do so. Are there any costs that people like you and me might have to make if we are to know more about the Creator God and the Bible?
2. How can we know God our Savior, just as Neesima did? *By turning from our sins and trusting in Jesus as our own Savior.*

**ACTS Questions**

1. What's something we can praise God for from this story? *For being the God who is able to work out His plans for His people, even when they seem impossible—like Joe leaving Japan, being helped by the Christian ship owner and being educated so he could go back to Japan and tell others about Jesus.*
2. What's something we can confess from this story? *That many times we do not care about telling others about Jesus, like Joe did. Many times we would just rather keep quiet.*
3. What's something we can thank God for from this story? *For giving us the Bible so that we, like Neesima, can know that He is the Creator and He is the Savior of all who say sorry for their sins and trust in Jesus as their Savior, turning to live their lives for Him.*
4. What is something we can ask God for, from this story? *That God would work in our hearts the same love of Him and of others who have not heard about Him, as Neesima had. That people would hear the good news of Jesus who have not yet heard...and be saved.*

**The Gospel**

1. What was the good news of Jesus that Neesima heard and believed? *What is the gospel? God is the good Creator and King of the world. He made people to worship Him and live by His good laws. But we are all sinners who have rebelled against Him. We all deserve death--God's just, eternal punishment for our sins. How terrible! But God has good news for us. In His great mercy, God sent His Son Jesus to earth to save sinners. Yes, Jesus, the perfect Son of God, left His home in heaven and became a man. He lived the perfect life that pleases God. (He's the only one who has ever done that!) He offered it up to God His Father as the perfect sacrifice for sins when He suffered and died on the cross. Then, on the third day, Jesus rose from the dead in victory. He had fully paid for the sins of God's people, so they wouldn't have to! Now all who turn away from their sins and trust in Jesus as their Savior will receive forgiveness of sins and eternal life with God. They will be His very own special people who will know Him and enjoy Him forever. We can be God's people, too, if we turn from our sins and trust in Jesus as our own Savior.*

## Game: Shoe Search and Ransom

### Materials

The children's shoes

Masking Tape

Story Review Questions, one per child

Paper and marker/pencil for writing questions and keeping score

### Preparing the Game

1. Choose 20+ questions for your game from the Story Review Discussion Questions, or make up your own.
2. Hide the questions around the room. Make a line out of tape for each team, approximately long enough to place one shoe per child per team on it.

### Playing the Game

Have the children sit down in lines of equal teams. Have them take off one of their shoes and give them to you to place along the taped line in front of their team and then sit back down in their groups. Tell them that in order for them to get back their shoes, they will have to do a little searching and ransoming. Explain that questions on small pieces of paper are hidden around the room. You will alternate between the two teams asking the first person in each line to get up and find a question for their team to answer. (The person hunting can ask for suggestions, if desired, from his/her seated teammates.) If the team answers it correctly, then that child's shoe is "ransomed". If not, then the question goes to the other team to answer. If they answer it correctly, then the first team member's shoe is ransomed.

Continue until all shoes are ransomed. Repeat game as time and attention spans allow.

### Non-competitive Option

Don't split into teams. Have the children sit down in a circle around the pile of shoes. Let one or two children at a time search for a question for the teacher to ask the group. If the group gets it right, then the child/children can ransom one of their shoes. Continue until everyone has their shoes ransomed.

### Optional TAKING IT TO OTHERS Activity: Quiz Questions

Have the children choose a few of the questions from the game to ask the parents/other children during TAKING IT TO OTHERS time. Help pre-readers by whispering the question in their ear and letting them ask it aloud to the parents/other children.



**CASE REPLAY ACTIVITIES**

Use this guide to review the Case Story and act it out for others to enjoy!

**CASE REPLAY, JR: YOUNGEST CHILDREN**

**Description:** The children will act out the story together, everyone doing the same action/sound effect at the same time. This activity is most suitable for kindergarteners.

**Materials**

The Case RePlay, Jr. script for younger children

**Preparation**

1. Read through the script and write in the blanks along the side possible actions/sound effects the children could do to act it out.

**Instructions**

1. Tell the children that they will be re-enacting the story together as you tell it.
2. As you read the script, lead the children in actions/sound effects to do with you.
3. If desired, you can read the script and stop at certain sentences and ask them what a good action/sound effect would be to act out what you just read.
4. Repeat the re-enactment one or two times more.

**CASE REPLAY, SR: OLDER CHILDREN**

**Description:** The children act out the story as a three-scene play. You will narrate it using the Case RePlay, Sr. script and they will act it out (no spoken words, for the most part), with each child assuming a different character's role. This activity is most suitable for first grade and up. You will review the story, then practice it a few times before performing it for others.

**Materials**

The Case RePlay, Sr. script  
White board or other large format paper  
Costumes and props

**Preparation**

1. Prepare for the play by choosing costumes and props for each character in the story. Decorate the area with any scenery props.
2. Write the words "Beginning," "Middle," "End" on a large piece of paper/whiteboard with plenty of space under each heading. You will use this paper to help the children think about the story as a three-scene play, as it is presented in the script.

**Instructions**

1. Tell the children that they will get to act out the story as a three-scene play, with a beginning, middle and end section. Tell them that before they can act it out, they need to think it out. as you narrate it with your script.
2. Take the children's answers as they recount the story, helping them put key incidents in the right order.
3. If desired, when they have filled in their Beginning, Middle, End, read through your whole (real) script, so they hear exactly what you will have them act out.
4. Then tell the children that it's time to practice acting out the story.
5. Assign parts to each child. If you are using costumes, do NOT give them out at this point. They will be a distraction.
6. Have all the children sit on the floor or in chairs on one side of the "stage," then call the characters up in place as their part in the story comes.
7. As you read the script, guide the children in where you want them to move or do to act it out.
8. After going through the whole script once, give out any costumes and props and act out the script once or twice more.

**Optional TAKING IT TO OTHERS Activity: Re-enacting the Story**

Read the script as the children act out together (younger) or assuming different roles (older) as the other children or the parents watch.



**CASE REPLAY, JR--YOUNGER KIDS (KINDERGARTEN) P.2**

Welcome to our play! The name of our story is called: The Case of the Swordless Samurai.

Our story takes place in the late 1800's in Tokyo, Japan.

And now we present: "The Case of the Swordless Samurai."

**Scene 1:**

Neesima Shimeta was so excited as he stood before the Samurai master at his Gembuhu—Samurai ceremony of manhood. He promised to protect the Emperor and Japan, to follow the Code of Bushido, and to be ready to die for them. Neesima's forelocks were cut off, rest of his hair pulled back, and had his Samurai armor put on. The Samurai master handed him his first daito katan—2' long sword of Samurai. He told Neesima never to be without it or sell it. He must treat it honorably since it has the life of the gods in it. Neesima promised. Neesima began his training to be a Samurai. He worked hard to learn sword-play, horseback riding, and the wisdom of the great Chinese and Japanese thinkers. He wanted to be the best Samurai he could. One day Neesima picked up an illegal Chinese Bible and read it in a secret place. He was surprised to read about the Creator God who created all things in the beginning. He had never heard of Him before. Neesima wanted to know more about Him and to hear all of His message, but doesn't know how he can. Christians and Bible were not allowed in Japan. Japanese were not allowed to leave their country. He prayed for God to help him.

**Actions:**

---

---

---

---

---

---

---

---

**Scene 2:**

Neesima goes down to the seaport called Harodate to sneak out of the country on a boat. The captain of the ship called the Berlin helps him by hiding him in the ship's storeroom and locking the door. He takes Neesima to Shanghai, China. There, Neesima sells his sword for a Chinese Bible. He talks Captain Taylor of the Wild Rover about going to America. The Captain hires him as his cabin boy. The voyage to America takes eight months. Neesima spends all his free time on the ship reading his Bible and learning English. He wants to go to school in America to learn more about God, but how, since he has no money. He prays to God to help him again. In Boston, Neesima meets Mr. Hardy, the ship's owner who was a very rich and godly man. When Mr. Hardy decides to pay for Neesima's school and living costs. In school, Joe learns more about the Creator God and the Bible. Neesima hears the good news of Jesus and trusts in Jesus as his Savior. He is baptized..

---

---

---

---

---

---

---

---

**Scene 3**

Many changes come to Japan while Neesima is in America. The Samurai have become leaders in the government. Now Christians and Bibles are allowed in the country. Joe wants to go back to Japan to teach the Samurai about Jesus so that they can teach the rest of the Japanese people. Mr. Hardy and other Christians give him the \$5000 he needs to do it. Joe goes back and starts his school. Thirty Samurai young men come to learn. They become Christian pastors and godly leaders in the Japanese government.

---

---

---

---

---

---

---

---

**Bible Truth Tie-In:**

The Bible Truth we are learning is: **God Created All Things Good in the Beginning.** Neesima was surprised to learn from the Bible that God was the Creator of all things. He left his life as a Samurai warrior to find out more about the Creator God and the Bible.

---

---

## **CASE REPLAY, SR--OLDER KIDS (1ST GRADE AND UP) P.3**

Welcome to our play! The name of our story is called: The Case of the Swordless Samurai.

Our story takes place in the late 1800's in Tokyo, Japan.

The characters in our story are: Neesima Shimeta, the Samurai master, other Samurai students, Captain and sailors of the The Berlin, Captain Taylor and the sailors of the Wild Rose, Mr. Hardy and other American Christians, and Samurai young men.

And now we present: "The Case of the Swordless Samurai."

### **Scene 1: (Beginning)**

Neesima Shimeta was so excited as he stood before the Samurai master at his Gembuhu—Samurai ceremony of manhood. He promised to protect the Emperor and Japan, to follow the Code of Bushido, and to be ready to die for them. Neesima's forelocks were cut off, rest of his hair pulled back, and had his Samurai armor put on. The Samurai master handed him his first daito katan—2' long sword of Samurai. He told Neesima never to be without it or sell it. He must treat it honorably since it has the life of the gods in it. Neesima promised. Neesima began his training to be a Samurai. He worked hard to learn sword-play, horseback riding, and the wisdom of the great Chinese and Japanese thinkers. He wanted to be the best Samurai he could. One day Neesima picked up an illegal Chinese Bible and read it in a secret place. He was surprised to read about the Creator God who created all things in the beginning. He had never heard of Him before. Neesima wanted to know more about Him and to hear all of His message, but doesn't know how he can. Christians and Bible were not allowed in Japan. Japanese were not allowed to leave their country. He prayed for God to help him.

### **Scene 2: (Middle)**

Neesima goes down to the seaport called Harodate to sneak out of the country on a boat. The captain of the ship called the Berlin helps him by hiding him in the ship's storeroom and locking the door. He takes Neesima to Shanghai, China. There, Neesima sells his sword for a Chinese Bible. He talks Captain Taylor of the Wild Rover about going to America. The Captain hires him as his cabin boy. The voyage to America takes eight months. Neesima spends all his free time on the ship reading his Bible and learning English. He wants to go to school in America to learn more about God, but how, since he has no money. He prays to God to help him again. In Boston, Neesima meets Mr. Hardy, the ship's owner who was a very rich and godly man. When Mr. Hardy decides to pay for Neesima's school and living costs. In school, Joe learns more about the Creator God and the Bible. Neesima hears the good news of Jesus and trusts in Jesus as his Savior. He is baptized..

### **Scene 3: (End)**

Many changes come to Japan while Neesima is in America. The Samurai have become leaders in the government. Now Christians and Bibles are allowed in the country. Joe wants to go back to Japan to teach the Samurai about Jesus so that they can teach the rest of the Japanese people. Mr. Hardy and other Christians give him the \$5000 he needs to do it. Joe goes back and starts his school. Thirty Samurai young men come to learn. They become Christian pastors and godly leaders in the Japanese government.

### **Bible Truth Tie-In:**

The Bible Truth we are learning is: **God Created All Things Good in the Beginning.** Neesima was surprised to learn from the Bible that God was the Creator of all things. He left his life as a Samurai warrior to find out more about the Creator God and the Bible.

## Genesis 1 from a Chinese Bible

### Description

Children will decorate a “page” from a Chinese Bible.

### Materials

White card stock or regular paper

Markers

Pens or pencils

### Preparing the Craft

1. Make copies of the design with writing and without. For youngest children just beginning to write, you might want to have on hand extra copies of the frames with writing, in case they get frustrated.
2. Set out supplies.

### Making the Craft

1. Show the sample of the craft you have made.
2. Have the children decorate the frames and write the Chinese symbols.

### Making a Bible Truth Connection

Once the children have settled into their craft, use the Bible Truth- Craft Connection Sheet to lead discussion about the craft. Note that most of these questions echo the questions on the case board, providing a review of what the children learned earlier.

### Optional TAKING IT TO OTHERS Activity: Craft Presentation

If you are presenting the craft to other children or parents the children can hold up their crafts (or your model craft) and read their Bible Truth Connection answers to explain the importance of the craft.

**CASE CRAFT****Discussion Guide****Instructions:**

As the children are settled into making their craft, ask them these questions to help them understand the craft's significance. Use the answers provided to guide the children's answers.

**Discussion Questions**

1. What kind of special school did Neesima attend?  
*A Samurai school.*

2. What did Neesima find and read that changed his life? *Genesis 1:1 in a Chinese Bible.*

3. What did Neesima do after reading Genesis 1:1? What did he want to find out? *He snuck out of Japan so that he could learn more about the Creator God the Bible told about.*

4. What is Bible Truth that we are learning?  
*God Created All Things Good in the Beginning.*

5. What does our craft have to do with our Bible Truth: God Created All Things Good in the Beginning?  
*Neesima was taught to worship his ancestors. When he found out that there was a Creator God who made everything, he wanted nothing more than to know Him. He even sold his prized sword to get a Bible.*

6. What can our craft help us remember?  
*Knowing God is worth leaving everything behind.*

**TAKING IT TO OTHERS****Craft Presentation****Instructions:**

Have children hold up your model craft/their crafts. Choose five children (or you say) the five sections below to explain the craft's importance.

**Presentation:**

1. Our craft is: Genesis 1:1 in a Chinese Bible.

2. While going to Samurai school, Neesima decided to sneak out of Japan and leave his life as a Samurai after reading Genesis 1:1 in a Chinese Bible because he wanted to know more about the Creator God.

3. Our Bible Truth is: God Created All Things Good in the Beginning.

4. Neesima was taught to worship his ancestors. When he found out that there was a Creator God who made everything, he wanted nothing more than to know Him. He even sold his prized sword to get a Bible.


5. Our craft can help us remember that knowing God is worth leaving everything behind.

Note: Even non-readers can participate in presenting the craft, if you will whisper what they are to say in their ear and let them say it aloud for the others to hear.

# 創世記 1, 31



1 起初，  
神創造天地。  
31 神看著一切  
所造的都甚好。  
有晚上，  
有早晨，  
是第六日。



**BEFORE CLASS:****1. PICK YOUR PERSON**

VIPPs can be anyone in your church! Typically, they fall into 6 categories: Church staff, Elders, Deacons/deaconesses, Special Volunteers (people who aren't paid, but spend a lot of time helping out in particular ways), Supported Workers (aka missionaries), and Church Members.

**2. GATHER YOUR FACTS**

Use the VIPP Information Sheet to write down the facts about your VIPP. The information on this worksheet is used in the VIPP activities, listed in the "Choose an Activity" section below.

**DURING THE ACTIVITY:****1. INTRODUCE YOUR VIPP**

Introduce your VIPP to the children, using the VIPP Information Sheet. Fill in a set of VIPP Clue Cards with the information for your VIPP. If desired, you can even have the actual person come into class for the children to meet.

Need help describing what someone does for the church in a kid-friendly way? Check out the list of common VIPPs on the Praise Factory website in the PFI resources. There are lots of kid-friendly descriptions for common VIPPs, such as pastors, elders, deacons and a lot more.

**2. PRAY!**

Lead the children in praying for the VIPP. Ask the children if they would like to pray for one of the VIPPs prayer requests. Even non-readers can pray for the VIPP if you whisper the prayer request in their ear, then let them say it aloud. Never force a child to pray!

**3. CHOOSE AN ACTIVITY**

There are two activities you can use to help the children learn about the VIPP:

**VIPP Clue Cards:** These are nine coloring sheets in which children fill in the nine things they learn about the VIPP from the VIPP Information Sheet. Photocopy a set of each child. Use as few or as many of these Clue Cards as you desire. Clue Cards found at the back of this book.

**VIPP Game:** This is a game that uses a set of Clue Cards for one or two VIPPs.

Choose a VIPP and fill in his/her information on the VIPP Information Sheet. Fill in a set of VIPP Clue Cards with the information for your VIPP. Tell the children about the VIPP, having them fill in the VIPP Clue Cards with the key facts as they learn them. Write any words the children need to write on a white-board or other piece of paper so they can see how to spell them. Help younger children write these words on their clue cards. Ideas for how to tell the children about many common VIPPs are listed at [praisefactory.org](http://praisefactory.org) with the resources for this Bible Truth.

**Optional TAKING IT TO OTHERS Activity: Introduce and Pray for the VIPP**

If you are presenting the VIPP to other children or parents you can assign children to hold up the 10 clue cards and say what each card tells about the VIPP. (Or, you can have the children hold them up as you tell what each one means.) Then lead the children in praying for the VIPP.

## Game: Beanbag Toss In

### Materials

Information for one VIPP

2 Sets of Clue Cards

8 Letter-sized Envelopes or folders

Bean Bag(s), one per child

Tape

### Preparing the Game

1. Fill in one set of clue sheets for the VIPP you are using.
2. Tape the other (blank) set of Clue Cards to the outside of the manilla envelopes.
3. Put the filled-in clue cards in the corresponding envelope.
4. Tape each down to the floor, fairly close together.

### Playing the Game

**Reveal:** Tell the children about the VIPP, showing them your filled-in clue cards as you tell about them.

**Review:** At your signal, have the children take toss their bean bags onto the envelopes. Then one that has the most bean bags on it./near it is the one you will open. (The children may have fun taking turns designating one as the target before tossing.) The teacher (or the child) tells the Clue Card category. The other children try to remember what the VIPP's answer was. Open it up and see if they got it right. If they did, the Clue Card is retired. If not, it can be added back into the Clue Cards to be tossed at.



**VIPP INFORMATION SHEET**

**VIPP NAME:**

\_\_\_\_\_

**WHAT VIPP LOOKS LIKE**

Man or Woman? \_\_\_\_\_

Hair color? \_\_\_\_\_

Eye color? \_\_\_\_\_

**FAVORITE ANIMAL**

\_\_\_\_\_

\_\_\_\_\_

**FAVORITE FOOD**

\_\_\_\_\_

\_\_\_\_\_

**FAVORITE FREE TIME ACTIVITY**

\_\_\_\_\_

\_\_\_\_\_

**WHAT VIPP DOES DURING WEEK**

\_\_\_\_\_

\_\_\_\_\_

\_\_\_\_\_

\_\_\_\_\_

**VIPP GROUP OF SERVICE:**

Church Member

Deacon

Elder

Church Staff

Special Volunteer

Supported Worker  
(Missionary)

**3 WAYS VIPP SERVES CHURCH**

\_\_\_\_\_

\_\_\_\_\_

\_\_\_\_\_

\_\_\_\_\_

\_\_\_\_\_

\_\_\_\_\_

\_\_\_\_\_

\_\_\_\_\_

**3 WAYS TO PRAY FOR THE VIPP**

\_\_\_\_\_

\_\_\_\_\_

\_\_\_\_\_

\_\_\_\_\_

\_\_\_\_\_

\_\_\_\_\_

\_\_\_\_\_

\_\_\_\_\_



## **BIBLE TRUTH 1, LESSON 3: PLANNER/OVERVIEW**

### **GETTING STARTED: Welcome and Opening Songs** (*introduce unit and get kids moving with these songs*)

**Welcome to Praise Factory:** PFI: Praise Factory Investigators Theme Song *PFI NIV Songs 5, Track 1*

**Rules to Help Us Worship God and Love Others:** WoGoLOA Classroom Rules Song *PFI NIV Songs 5, Track 2*

**Big Question Under Investigation:** Big Question 5 Songs *PFI NIV Songs 5, Tracks 3,4*

*Extra Song: The Days of Creation PFI NIV Songs 5, Track 5*

**Big Question Bible Verse:** Genesis 1:31 Song *PFI NIV Songs 5, Track 6*

### **DIGGING DEEP DOWN: Key Concept and Story** (*introduce the Bible Truth and tell the related story*)

**Bible Truth 1:** God Created All Things Good in the Beginning

**Bible Truth Hymn:** O Worship the King, v.3 *PFI NIV Songs 5, Track 7*

**Bible Verse:** Nehemiah 9:6

**Bible Verse Song:** You Alone Are the LORD *PFI NIV Songs 5, Track 8*

*Extra Song: I Am the LORD (Isaiah 44:24) PFI NIV Songs 5, Track 9*

**Lesson 3 New Testament Story:** The Case of the Second New

*Matthew 24; Luke 21:25-33; Mark 13:24-28; 2 Peter 3; Revelation 20-22*

### **TAKING ACTION: Response Activities** (*choose from among these activities*)

**Snack and Discussion Planner:** A Picture from the New Heaven and Earth

**ACTS Prayer:** Prayer Sheet

**Bible Truth Review:** Discussion Questions and Game: Beanbag Grand March

**Bible Truth Hymn:** O Worship the King, v.3 *PFI NIV Songs 5, Track 7*

Song, Sign Language and Song Game: Big Voice, Little Voice **PFI NIV Songs 5 BOOK or ONLINE**

**Bible Verse Review:** Nehemiah 9:6: Discussion Sheet and Game: Balloon Find

**Bible Verse Song:** You Alone Are the LORD *PFI NIV Songs 5, Track 8*

Song, Sign Language and Song Game: Sign It, Say It, What Does It Mean? **PFI NIV Songs 5 BOOK or ONLINE**

**Story Review:** Discussion Questions and Game: The Answer's in the Tent

**Case RePlay, Jr: Drama Activity for Youngest Children** (children do same story actions together)

**Case RePlay, Sr: Drama Activity for Most Children** (children re-tell story with individual parts)

**Craft:** The New Earth

**VIPP (Very Important Prayer Person) Prayer Time:** Coloring Sheets (Back of Book) & Game: Hot and Cold Hide

### **TAKING IT HOME: Take Home Sheet for Review and Family Devotions**

**PFI Pronto:** Bible Truth 1, Lesson 3 **PFI NIV Prontos 5 BOOK or ONLINE**

**The Case of the Second New** Matthew 24; Luke 21:25-33; Mark 13:24-28; 2 Peter 3; Revelation 20-22

by Connie Dever

**Our story is:**

**The Case of the Second New.**

**As you listen to the story, see if you can figure out:**

1. What was new? Who was making it new? When?
2. What was different about the second New from the first New?

Our story takes place in New Testament times, just after Jesus died on the cross and rose from the dead. It starts out the Mount of Olives, just outside of Jerusalem.

What a wonderful forty days it had been for Peter, John and the other disciples! Jesus had risen from the dead and had appeared to them again and again. He comforted them, taught them, and answered their many questions. Now they understood so much more of God's plan of salvation for the world, but oh, there was still so much more they wanted to know! And on this particular day, as they walked with Jesus up the tree-covered Mount of Olives, the future was on their minds.

Before His death, Jesus had told them what it would be like before He would come back and bring the kingdom of God. "There will dark days of war, hunger and earthquakes. God's people will suffer and die at the hands of their enemies. The good news of salvation will be preached to every people in the world, and then the end will come," Jesus said.

"At that time, I will come on the clouds of the sky, with power and great glory. All will see Me. I will send My angels to gather up all My people to be with Me. The heaven and earth God created long ago will be no more, but My words will last forever," Jesus promised.

Now that Jesus had saved God's people and risen from the dead, the disciples wondered if it was time for those days to come.

They decided to ask Jesus: "Lord, are You going to restore the kingdom to Israel now? Now will You start ruling here as king?"

Jesus answered them—but not at all the way they expected: "It is not for you to know the times or dates that God the Father has planned," He told them. "What you need to know is this: God is going to send the Holy Spirit to you. He will give you power to be My witnesses here in Jerusalem, and all the way to the ends of the earth.

Tell the whole world the good news of salvation!"

If Jesus' words had not been what they expected, what Jesus did next was even more of a surprise. For right then, right before their eyes, Jesus was taken into heaven, and a cloud hid him from their sight.

Peter, John and the others just stood there looking up into the heaven. They could hardly believe it! Jesus was gone!

"Suddenly two men dressed in white stood beside them [--they were angels!] "Men of Galilee," they said, "why do you stand here looking into the sky? This same Jesus, who has been taken from you into heaven, will come back in the same way you have seen him go into heaven." (Acts 1:10-11, NIV 1984)

Peter, John and the others left the Mount of Olives and headed back to Jerusalem with minds full of what they had seen and heard. "When would they see Jesus again? When would He bring His kingdom? When would the old be gone and the new come?" they must have wondered. Oh, how they longed for that day! But until it did come, they knew what they were to do: tell all people, everywhere, the good news of salvation through Jesus. And so after receiving the Holy Spirit, that's just what the disciples did. Starting in Jerusalem, then traveling further and further away.

There was much to rejoice about in those days. Many people listened to the disciples' good news of salvation and believed. Many little churches of believers sprouted up, not just in Jerusalem and Israel, but in other countries, too, as the disciples and others took the good news of Jesus far and wide. How happy they were to see so many saved!

But I'm sad to say, life wasn't just rejoicing for those

**Story-telling Tips**

**Ahead of time:**

1. Read the Bible verses and story. Pray!
2. Create story cue cards on index cards (or highlight text).
3. Practice telling story dramatically, timing your presentation. Shorten, if necessary to fit your allotted time.
4. Decorate area with story props that help bring your story alive.

**During your presentation:**

1. Maintain as much eye contact as possible as you tell the story. Point to/use props at important points in the story. Include the kids in your story with a few questions about what they think will happen or words/concepts that might be new to them.
2. Watch the kids for signs that their attention span has been reached. Shorten, if necessary.

believers. It was hard, too. Jesus had warned them that they would suffer at the hands of their enemies, and they did! People began to make fun of them for believing in Jesus and for saying He was coming back. Sometimes they were not allowed to work or even to buy food because they were Christians. Some were beaten. Others were killed. It was easy to be discouraged as all these terrible things happened.

God used Peter to comfort them. "Don't be discouraged! Remember what God told us through his prophets! He told us enemies would make fun of us, saying, 'Where is this 'coming' Jesus promised? Everything is going on the same as it has since the beginning of the world!' But there is something those people are forgetting. Back in the beginning God created the heavens and the earth by His word. By that same word, God has promised to bring an end to this world and to those who keep on rebelling against Him," Peter reminded the believers.

"I know it seems like God is being slow in sending Jesus back to set up God's kingdom, but He's not. He's just being patient and merciful, that many more people might turn away from rebelling against Him and be saved," Peter explained.

"Don't worry, the day is coming! Jesus will come back and bring God's kingdom. The heavens and earth God created long ago will be destroyed, but He will create a new heaven and earth. It will be the wonderful place where we live with God forever. So don't give up!" Peter urged them. "Keep telling others about Jesus! Keep looking for His return!"

Peter's words were comforting, but John's were even more comforting! For one Sunday, God gave John a most amazing vision to encourage God's people with. It was a picture of the wonderful life God's people would have with God in His kingdom in the new heavens and earth. John wrote it all down for the suffering believers to read over and over: "...I saw God seated on a great white throne," John wrote. "Earth and sky went away. Then I saw a new heaven and a new earth God created.

"I saw the Holy City, the new Jerusalem, coming down out of heaven from God. It was as beautiful as a bride on her wedding day. It shone with the glory of God, like a shiny beautiful jewel, like jasper, clear as crystal. The

city was laid out like a square, as long as it was wide. An angel measured the city with the stick. It was huge, perfect square: 1400 miles as wide and high and long! Its walls were tall and 200' thick. They were made from others jewels of many colors. Its gates were each made from a giant pearl and its main street was made of pure gold.

God's very throne will be in the city, and His people will serve and worship Him, face to face. There will be no more sun or moon or night. No one will need the light of a lamp or the light of the sun, for the glory of the Lord God will be their light.

And coming out from the throne of God and running right down the city's main street, stands the river of life, crystal clear and pure. On both sides of the river, stands the tree of life, bursting with the fruit of eternal life.

This is where God's people will live with God forever," John told wrote. "They will be his people, and God Himself will be with them and be their God. He will wipe every tear from their eyes. There will be no more death or mourning or crying or pain, for the old way of things has passed away."

Then from the throne, King Jesus made this promise to God's hurting people on earth: "I am making everything new! He who [keeps on obeying Me to the end will receive] all of this. I will be his God and he will be My dearly, adopted child. Tell all these things to God's people, John," Jesus said. Remind them that the best is yet to come! Urge them to keep enduring and keep being patient. Behold, I am coming soon!"

These were but pictures of what life in the new heaven and earth of God's Kingdom will be like, For no eye has seen, no mind has conceived of all that God has prepared for His people when they come to live in the new heavens and earth with Him forever. How wonderful that will be! Come, Lord Jesus, come!

**Cracking the Case:**

**It's time to answer our Case Questions.**

**1. What was new? Who was making it new? When?** Heavens and earth were being made new. God was making it new at the end of time, when God's plans for this world are completed.

**2. What was different about the second New from the first New?** When God creates the heavens and earth the second time, it will be perfect and stay that way. It will be the home of God and His people forever. It will be filled with God's glory and presence in a greater way than in this world.

**Something For You and Me**

**Our Bible Truth is:**

**God Created All Things Good in the Beginning**

**Our Bible Verse is: Nehemiah 9:6**

"You alone are the LORD. You made the heavens, even the highest heavens, and all their starry host, the earth and all that is on it, the seas and all that is in them. You give life to everything, and the multitudes of heaven worship you."

Two thousand years have passed since the days of Paul, John, and those other first believers in Jesus, and still we are waiting for Jesus to return and the new heaven and earth to be created. God's plan to save people has included many, many more millions of people throughout all these thousands of years than Peter, John, or those other first believers would have ever imagined. God is so good and merciful!

There are people who make fun of Christians today, just like there were back then. People who do not believe that Jesus will ever come back. But, God's people know that He will return, on just the right day, at just the right time, when God's plans are complete. Then, the earth and heaven, created so long ago by God, will pass away. It will be time for God to create a new heaven and new earth, and for the glorious, never-ending happiness of King Jesus with God's people to begin.

There are people who make fun of Christians today, just like there were back then. People who do not believe that Jesus will ever come back. But, God's people know that He will return, on just the right day, at just

the right time, when God's plans are complete. Then, the earth and heaven, created so long ago by God, will pass away. It will be time for God to create a new heaven and new earth, and for the glorious, never-ending happiness of King Jesus with God's people to begin.

Could today be the day? Will today be the last day for the heavens and earth God created long ago? Will today be the day when He creates the new heaven and earth? Will today be the day when Jesus comes down from heaven just as Peter, John and the others saw Him go up that day on the Mount of Olives? Maybe! We need to be ready in case it is!

How can we be ready? By saying sorry to God for our sins, turning away from disobeying God and trusting in Jesus as our Savior. God promises to forgive those that do and to bring them to live with Him in the wonderful, beautiful New Jerusalem with Him forever and forever.

Let's praise God for being not just the amazing Creator of the good heavens and earth we live in now.

*Close in prayer.*

**Closing ACTS Prayer**

**A** God, we praise You for being the God who has perfect timing and complete control over everything. He will come back and create the new heavens and earth at just the right time.

**C** God, we confess that many times we do not think about being ready for Jesus to come back. We act like we don't care. Many times we don't tell others about Jesus so they can be ready for His coming.

**T** God, we thank You that Jesus will come back and make a new heavens and earth for His people to live in with Him forever. There will be no sin or death in it; and, He will live with them forever. How wonderful that will be

**S** God, work in our hearts! Help us to turn away from our sins and trust in Jesus as our Savior. Help us to be ready for His return.

**Special Words**

**Jerusalem:** The most important city in Israel. Where the Temple of the LORD's presence used to be. The New Jerusalem is the name of the special city where God's people live together with God forever.

**Mt. of Olives:** A hill with olive trees on it, outside of Jerusalem.

# **ACTS PRAYER ACTIVITY**

Use this sheet to write down your ACTS Prayer

## **Instructions:**

Use this sheet to help the children apply the Bible Truth into a prayer. You can use the ACTS provided or even better, have the kids think of their own applications. Also have the children add their personal requests to the prayer, too. Lead the children in the prayer or let them pray sections, with your help. Never force a child to pray! Non-readers can participate by you whispering a section of the prayer into their ear and allowing them to pray it aloud for the group.

## **ADORATION:**

God, we praise You for being the good Creator of all things.

God, we praise You for being.....

---

Add your own Adorations:

---

---

## **CONFESSION:**

We confess that we disobey You in our hearts, in our words, in our thoughts, in the things we do. We do not live the perfect way You created as to live. We need a Savior!

God, we have sinned against You....

---

Add your own Confessions:

---

---

## **THANKSGIVING:**

Thank You, God for making so many good things for us to enjoy and see what You is like. Thank You for making us.

God, we thank You for...

---

Add your own Thanksgivings:

---

---

## **SUPPLICATION:**

God, help us see what You are like as we enjoy the wonderful things You created. Help us to be more thankful for Your good creations. Help us to joyfully obey You as our Creator. Work in our hearts, that we might turn away from our sins and trust in Jesus as our Savior.

God, we need Your help...

Add your own Supplication:

---

---

---

---



---

## **SNEAKY SNACK**

Can you figure out how this snack ties in with our case?

---

### **Snack: A Picture from the New Heaven and Earth**

Blue fruit roll up river with broccoli "Tree of Life" on each side, flowing from the "throne". (Can put Teddy Graham "Jesus" on throne if desired.) If desired, you can add other Teddy Graham "God's people. (Time-intensive, but cool addition: Jello jiggler cubes of different colors to represent some of the colors of the jewels in the walls of the New Jerusalem (consider using sugar-free Jello.)

This is only a suggestion. Feel free to modify. Be mindful of allergy issues among your children!

**Case Tie-in:** God gave John a wonderful picture of God's people enjoying eternal life in God's presence. King Jesus will reign forever and never will there be any sin, death or sorrow again.

---

## **SOUL FOOD**

Food for thought during snack time

---

1. What does the snack have to do with the story?

Choose a few questions from the other activity discussion sheets to talk about during this snack time.

2.

---

---

3.

---

---

4.

---

---

5.

---

---

6.

---

---

7.

---

---



Directions: Read and discuss Bible Truth, using a FEW of the questions. Play game. Feel free to modify the game to fit your children.

### **God Created All Things Good in the Beginning**

God created everything in the beginning. There was nothing but Him, Father, Son and Holy Spirit. Then He spoke, and it all came to be. He created everything in the world around us and everything in the great universe of stars and planets we see in the sky. He created all the creatures of heaven, too. He created it all through Jesus and for Jesus.

When God made everything, He called it very good. It was delightful to Him. It was pure and perfect. It was all exactly made according to His perfectly wise plan. There was nothing wrong or bad in God's creations when He created them. Nothing got sick or died. Nothing disobeyed Him. Everything did what He created them to do, and they did it joyfully. They did everything without wearing out or even making mistakes.

Everything God created points back to Him, their Creator. They are little pictures of something about Him. Look around you. What do God's creations tell you about Him?

### **Understanding the Bible Truth**

1. Who created everything? *God did.*
2. When did God create everything? *In the very beginning.*
3. What was there before God created the world? *Nothing but Him: Father, Son and Holy Spirit.*
4. What things God create? *Everything in the world around us; everything in the universe; all the creatures of heaven.*
5. Who was everything created through? *Jesus.*
6. Who was everything created for? *Jesus.*
7. What did God call everything when He finished creating it? *Very good.*
8. Why was all His creation very good? *Because it was delightful to Him. It was pure and perfect. It was exactly as He planned it to be. Nothing was wrong or bad. Nothing got sick or died. Nothing disobeyed Him.*
9. By what did God create everything? *His perfectly wise plan. by His word.*
10. What were God's creations like when He created them. *They were pure and perfect. There was nothing bad or wrong in them. They did not get sick or die. They did not disobey God. They joyfully obeyed God and served Him without wearing out or even making mistakes.*
11. What are all of God's creation little pictures of? *Something about God. They all displayed something about God in the way they looked and/or by did what God created each to do.*

### **Bible Truth Story Connection Questions**

1. What is the wise plan for which God created the heavens and the earth? *To show what a great and wonderful God He is (bring glory to His name) by creating a display of who He is in creation; and, to share the wonders of knowing Him and the depths of His love with sinful people like us, through His Son, Jesus.*

### **Bible Verse Connection Question**

1. What does our Bible Truth have to do with our **Bible Verse: Nehemiah 9:6**: "You alone are the LORD. You made the heavens, even the highest heavens, and all their starry host, the earth and all that is on it, the seas and all that is in them. You give life to everything, and the multitudes of heaven worship you."?  
*There is nothing that God did not make in the heavens or the earth in the beginning. He made all things and He gave life to it all. He did it only with His mighty word.*

### **Life Application Questions**

1. How can we use God's creation to worship God? *We can look around at all God has created and look for how every part of it has its own special way of reflecting who He is. We can then praise Him for all the wonderful ways we see that He is from His creation.*
2. How can we worship God in a different way from all the rest of His earthly creations? *We have a spirit to worship God, know Him and love Him.*
3. What do we each need to do if we are to worship God? *We each need to turn from our sins and trust in Jesus as our own Savior.*

**ACTS Questions**

1. What is something we can praise God for from this Bible Truth? *For God's perfect wisdom and power shown in creating the world.*
2. What is something we can confess to God from this Bible Truth? *That while God created the world perfectly good, we have all chosen to disobey Him and His good ways. We deserve His punishment. We need a Savior!*
3. What is something we can thank God for from this Bible Truth? *For creating everything good, according to His perfectly wise plan. And, that even though we sinned against Him, He knew it and had already planned to send Jesus to save His people from their sins.*
4. What is something we can ask God for from this Bible Truth? *To help us be grateful for all His beautiful creations; and to see Him and praise Him as we look at everything He has made.*

**The Gospel**

1. God created the world perfectly good, but we have all sinned against God. We deserve His eternal punishment, now instead of wonderful fellowship with Him. Is there any hope for us? What is the gospel?  
*God is the good Creator and King of the world. He made people to worship Him and live by His good laws. But we are all sinners who've rebelled against Him. We all deserve death--God's just, eternal punishment for our sins. How terrible! But God has good news for us. In His great mercy, God sent His Son, Jesus to earth as a man to save sinners. He lived the perfect life that pleases God. (He's the only one who's ever done that!) He offered it up to God His Father as the perfect sacrifice for sins when He suffered and died on the cross. Then, on the third day, Jesus rose from the dead in victory. He had fully paid for the sins of God's people, so they wouldn't have to! Now all who turn away from their sins and trust in Jesus as their Savior will receive forgiveness of sins and eternal life with God. They will be His very own special people who will know Him and enjoy Him forever. We can be God's people, too, if we turn from our sins and trust in Jesus as our own Savior.*

## Game: Beanbag Grand March

### Materials

Small bowl or bag  
1 Bean Bag per child  
CD and CD player  
Bible Truth Questions

### Preparing the Game

1. Choose 20+ questions for your game from the Bible Truth Discussion Questions, or make up your own.
2. Write the Bible Truth questions on small thin strips of paper (or make a photocopy of the Bible Truth Discussion Questions and simply cut them into strips) and put them in the bag/bowl.

### Playing the Game

Have the children form partners, then form a big double circle. Give each child a bean bag. Have them balance them on their heads. Tell the children that you will start the music and tell the children to move however you command them to move, such as march, walk, skip, tip toes, big knee bends, pat head, fly like a bird, etc. (BUT NOT RUN!!!) and try not to let their bean bag fall off their heads. When/if the bean bag falls off, a team is to sit down. When the music stops, all of the seated children are asked a question. If they get the right answer, then everyone is released to the march again. If not, then they must wait until the next time a question is asked and answered correctly.

Game continues as number of questions, time, and attention span allow.

NOTE: Have the children who are “out” help make up actions for the other children to do, put them in charge of the music, etc. along with you. This will keep them happily occupied as they continue.

### Non-competitive Option

Let all the children whose beanbag fell join back into the march, even if the class misses the question. Add the missed question back into the bag for further review.

### Optional TAKING IT TO OTHERS Activity: Quiz Questions

Have the children choose a few of the questions from the game to ask the parents/other children during TAKING IT TO OTHERS time. Help pre-readers by whispering the question in their ear and letting them ask it aloud to the parents/other children. Make sure you read the Bible verse aloud before you ask your questions.

Directions:

1. Write words to song in large print before class.
2. Play the song for the children, helping them follow along on the song sheet.
3. Discuss the song, using a few questions from the discussion sheet. *Don't use them all!*
4. Introduce sign language for key words of your choice from sign language sheet for your song. Use as few or as many as you think the children can learn.
5. Sing and sign the song. Sign language as well as large format lyrics and sheet music are found in the PFI Unit Songbook or online.
6. If desired, play the Song Game.

**Optional TAKING IT TO OTHERS Activity: Presenting and Singing the Song**

1. Sing and sign the song, encouraging the watching children/parents to join in.
2. Ask the class some of the questions listed below. The Bible Truth Connection Question is particularly good to help them understand how the song ties in with the Bible Truth.

### **O Worship the King**

#### **Verse 3**

Thy bountiful care what tongue can recite?  
It breathes in the air,  
it shines in the light,  
It streams from the hill,  
It descends to the plain,  
And sweetly distills in the dew and the rain.

**Listen to it on PFI NIV Songs 5, Track 7**

### **Understanding the Song**

1. According to what did God create everything? *His perfectly wise plan.*
2. What did God call everything when He finished creating it? *Very good.*
3. Why was all His creation very good? *Because it was made exactly as He planned it to be; and, because He created it without any imperfections. Nothing got sick or died. Nothing disobeyed Him.*
4. How did everything do what it was created to do? *It did it joyfully, without falling apart or mistakes.*
5. What was all of creation a display of? *God.*
6. How was everything a glorious display of God? *Not by being just like ALL of Him, but by reflecting something about Him in the way it looked and did what God created it to do.*

### **Bible Truth Connection Question**

1. How does this song relate to our **Bible Truth: God Created All Things Good in the Beginning**? *All of creation reflects God's goodness to us. We see His goodness in the bountiful way He cares for us. When we look at the light streaming down from heaven to give us warmth and light; when we see the dew and the rain that feeds thirsty plants so we will have food to eat; in the beautiful hills God gives us to look at; in the flat plains that make good ground to grow crops. Seeing His goodness in His creation makes His people want to worship and praise Him.*

### **Story Connection**

1. How does this song relate to our story? *When Jesus comes back to bring His kingdom, the heavens and earth will be destroyed with fire. All of the things God has given us—the hills, the plains, the dew, the rain, the light, the air—will be destroyed with fire. Then God will create a new heavens and new earth for His people to live with Him in His Kingdom forever. It will filled with His bountiful care even more than anything we know here on earth. And it will last forever!*

### **Bible Verse Connection Question**

1. What does this hymn have to do with our Bible Verse: **Nehemiah 9:6**: "You alone are the LORD. You made the heavens, even the highest heavens, and all their starry host, the earth and all that is on it, the seas and all that is in them. You give life to everything, and the multitudes of heaven worship you."?  
*When God's people look at the things God created, such as the hills, the plains, the dew and rain, they think about how they were made by God and they are used by God to care for them. They see so much about God and His care for His in all His creations that it is more than their tongues can recite! There just isn't time enough to say them all.*

**Life Application Questions**

1. How can God's people be affected by the message of this song? *They can praise God for not just creating them, but providing for their every need, every day, so that they stay alive. They can ask God to help them to know and love Him more as they look at His creations. They can ask Him to make them more grateful for all He is and gives them each day.*
2. How can we become God's people? *By turning away from our sins and trusting in Jesus as our Savior.*

**ACTS Questions**

1. What is something we can praise God for from this hymn? *For God the God who Cares and shows how He cares by His creation we see around us.*
2. What are sins we can confess to God from this hymn? *That many times we do not worship Him when we look at the hills and the rain and the other things God has created. We forget Him as our God and creator. We need a Savior!*
3. What is something we can thank God for from this hymn?  
*For different ways we see His care for us in the creations around us.*
4. What is something we can ask God for from this hymn? *To help us be grateful for His care shown in all His beautiful creations; and to see Him and worship Him as we look at everything He has made.*

**Gospel Question**

1. God is the creator of everything. He created us to worship Him and thank Him for His care, but we have all chosen to turn away from Him and disobey Him and His good ways. Is there any hope for us? What is the gospel?

*God is the good Creator and King of the world. He made people to worship Him and live by His good laws. But we are all sinners who have rebelled against Him. We all deserve death--God's just, eternal punishment for our sins. How terrible! But God has good news for us. In His great mercy, God sent His Son Jesus to earth to save sinners. Yes, Jesus, the perfect Son of God, left His home in heaven and became a man. He lived the perfect life that pleases God. (He's the only one who has ever done that!) He offered it up to God His Father as the perfect sacrifice for sins when He suffered and died on the cross. Then, on the third day, Jesus rose from the dead in victory. He had fully paid for the sins of God's people, so they wouldn't have to! Now all who turn away from their sins and trust in Jesus as their Savior will receive forgiveness of sins and eternal life with God. They will be His very own special people who will know Him and enjoy Him forever. We can be God's people, too, if we turn from our sins and trust in Jesus as our own Savior.*

## **Song Game: Big Voice, Little Voice**

### **Materials**

Song

Sign language signs used in the song printed out onto little cards

Blindfold

### **Preparing the Game**

None.

### **Playing the Game**

1. Practice the song and signs until the children know them well. Then tell them: "Children, we are going to hide a sign language sign and see if one of you can find it... with a little help from the rest of us!"
2. Choose someone to be "It" and blindfold them. Choose another child to hide one of the sign language cards. When it's hidden, "It" can remove the blindfold and begin to look.
3. The rest of the children will sing the song in a louder voice when "It" gets closer to the hidden sign and quieter when "It" gets further from the sign.
4. When "It" finds the hidden clue, another "It" is chosen and play begins again.

Game continues as number of questions, time, and attention span allow.

choose a FEW questions for discussion, then choose the game and/or music activity

**Bible Truth 1 BIBLE VERSE****Meditation Version: Nehemiah 9:6**

"You alone are the LORD. You made the heavens, even the highest heavens, and all their starry host, the earth and all that is on it, the seas and all that is in them. You give life to everything, and the multitudes of heaven worship you."

**Alternate Memory Version: Nehemiah 9:6**

"You made the heavens... and all their starry host, the earth and all that is on it, the seas and all that is in them. You give life to everything."

**Understanding the Bible Verse**

1. What does "You alone are the LORD" mean? *There is only one true God, who is the LORD.*
2. What does "LORD" mean with all capitals? *It is different from "Lord" with little letters. "LORD" is another way of saying "Yahweh" the name of the true God. The Jews would write/say "LORD" instead of "Yahweh" because they believed God's true name was too holy for them to say. ("Lord" means ruler or master.)*
3. What did the LORD make? *Everything: the heavens, the starry host, the earth and everything in it, the seas and all that is in them.*
4. What are the highest heavens? *That was the Jewish way of saying heaven, which was especially full of God's presence and where the angels lived.*
5. What are starry host? *Another way of say all the stars and planets.*
6. What did He give to everything He made? *Life.*
7. Who worships the LORD in this verse? What are they? *The multitudes of heaven. Multitudes is a lot of something. The multitude of heaven are the angels and other heavenly creatures God created.*

**Bible Truth Connection Question**

1. What does this verse have to do with the **Bible Truth: God Created All Things Good in the Beginning?** *There is nothing that God did not make in the heavens or the earth in the beginning. He made all things and He gave life to it all. He did it only with His mighty word.*

**Story Connection Questions**

1. How does this verse relate to our story? *When Jesus comes back to bring His kingdom, the heavens and earth will be destroyed with fire. All of the things God has given us—the hills, the plains, the dew, the rain, the light, the air—will be destroyed with fire. Then God will create a new heavens and new earth for His people to live with Him in His Kingdom forever. It will filled with His bountiful care even more than anything we know here on earth. And it will last forever!*

**Life Application Questions**

1. What difference does it make to you to know that you were created by God rather than just by chance or some accident?
2. How can we know God the way He created us to? *By turning from our sins and trusting in Jesus as our own Savior.*

**ACTS Questions**

1. What is something we can praise God for from this Bible verse? *That the LORD alone is God. He is the creator of all things.*
2. What is something we can confess to God from this Bible verse? *That many times we do not praise Him, like the multitudes of heaven. We forget Him as our God and creator. We need a Savior!*
3. What is something we can thank God for from this Bible verse? *For all of the different and amazing things He created.*
4. What is something we can ask God for from this Bible verse? *To help us be grateful for all His beautiful creations; and to see Him and praise Him as we look at everything He has made.*



**Gospel Question**

1. God is the creator of everything. He created us, but we have all chosen to turn away from Him and disobey Him and His good ways. Is there any hope for us? What is the gospel?

*God is the good Creator and King of the world. He made people to worship Him and live by His good laws. But we are all sinners who have rebelled against Him. We all deserve death--God's just, eternal punishment for our sins. How terrible! But God has good news for us. In His great mercy, God sent His Son Jesus to earth to save sinners. Yes, Jesus, the perfect Son of God, left His home in heaven and became a man. He lived the perfect life that pleases God. (He's the only one who has ever done that!) He offered it up to God His Father as the perfect sacrifice for sins when He suffered and died on the cross. Then, on the third day, Jesus rose from the dead in victory. He had fully paid for the sins of God's people, so they wouldn't have to! Now all who turn away from their sins and trust in Jesus as their Savior will receive forgiveness of sins and eternal life with God. They will be His very own special people who will know Him and enjoy Him forever. We can be God's people, too, if we turn from our sins and trust in Jesus as our own Savior.*



## Game: Balloon Find

### Materials

Bible verse written up in large print so that all can see  
 2 large pieces of paper or poster board  
 Paper, pencil, permanent marker  
 Balloons, at least one per child and up to one per word of verse per team.  
 2 Baskets or garbage bags  
 Masking Tape

### Preparing the Game

1. Make copy of the verse per team and cut it apart into as many parts as there are balloons per team. Number these verse pieces in order. Make a sign per team of the verse. If you have a lot of non- or early readers, write the verse in easy to read print, numbering each word/section that correspond to the sections on the cut-up version of the verse. If your children are all proficient readers, do not write the verse on the poster board, but simply draw lines and number them 1-10, corresponding to the 10 verse pieces. Write down and cut out the numbers used on the verse pieces and put in a little bag or jar. Designate particular colors /shapes of balloons for each team. You can choose to have only one color per team (i.e., Team 1 has only blue balloons); Team 2 has only red ones) or multiple colors/shapes per team (i.e., Team 1 has orange and blue balloons, Team 2 has red and blue balloons). Roll up the pieces of paper and insert each one into each of the balloons. Write the corresponding number on the outside of the balloon with the permanent marker. Make sure to have a complete set of the verse for each team. Store each set of balloons in baskets or garbage bags until game time. Make a circle of masking tape: one larger one in the middle, where all the balloons will be released. Make two starting lines, one for each team.

### Learning the Verse

Some or all of your children may be non- or early readers. Teach the verse in sections, having them say it after you. Repeat a few times. Add clapping or other movement as they say it.

### Directions

1. If desired, lead the children in a discussion of a **FEW** of the most important questions before beginning game.  
 2. Explain the game to them as follows:  
 Split the children into two teams and have them stand/sit in line. Tell them that all the words to the Bible verse are inside of the balloons. Let them know what color balloons their team will be looking for. Release all the balloons into the middle circle. Say the verse together as a group. Draw a number out of the bag and tell it the group. Then, at your word, let the first child in each team go find the correctly numbered balloon from the pile of balloons. They will each bring back their balloon and sit on it to pop it (or let you or someone else pop it. Remove the piece of verse and put them in a pile. Everyone one then says the verse again, the teacher pulls another number out and the next two children go to find the new number. Continue until all the numbers are found. Have each team stick their verse pieces up on their poster board, then say the verse together. If working with less confident readers, point out to them that they can use the sign you made and the numbers in the verse pieces as hints to help them line it up properly. The team then says the verse together. The first team to do so, wins. The first team who does, wins.

**Non-competitive Option:** Have the teams add each piece of verse to their poster board as it is retrieved from the balloon. At the end, have everyone say the verse together again.

### Optional **TAKING IT TO OTHERS** Activity: Quiz Questions

Have the children choose a few of the questions from the game to ask the parents/other children during **TAKING IT TO OTHERS** time. Help pre-readers by whispering the question in their ear and letting them ask it aloud to the parents/other children. Make sure you read the Bible verse aloud before you ask your questions.

## Directions:

1. Write words to song in large print before class.
2. Play the song for the children, helping them follow along on the song sheet.
3. Discuss the song, using a few questions from the discussion sheet. *Don't use them all!*
4. Introduce sign language for key words of your choice from sign language sheet for your song. Use as few or as many as you think the children can learn.
5. Sing and sign the song. Sign language as well as large format lyrics and sheet music are found in the PFI Unit Songbook or online.
6. If desired, play the Song Game.

**Optional TAKING IT TO OTHERS Activity: Presenting and Singing the Song**

1. Sing and sign the song, encouraging the watching children/parents to join in.
2. Ask the class some of the questions listed below. The Bible Truth Connection Question is particularly good to help them understand how the song ties in with the Bible Truth.

**You Alone Are the LORD**

You alone are the LORD.  
 You made the heavens, the highest heavens  
 and all their starry host, and all their starry host.  
 You give life to everything,  
 and the multitude of heaven worship You,  
 You give life to everything,  
 and the multitude of heaven worship You.

You, alone are the LORD.  
 You made the earth and all that is in it,  
 the seas and all that is in it, the seas and all that is  
 in it.  
 You give life to everything,  
 and the multitude of heaven worship You.  
 You give life to everything,  
 and the multitude of heaven worship You.

Listen to it on PFI NIV Songs 5, Track 8

**Song Game: Sign It, Say It, What Does It Mean?****Materials**

Sign Language signs used in song, particularly choose words with important meanings you want the children to learn, such as "grace", "redeem", etc.

Bag or bowl

**Preparing the Game**

1. Cut out signs and put in bowl.

**Playing the Game**

1. Practice the song and signs until the children know them well. Then put all the signs we've learned in this bag/ bowl and mix them up.
2. Ask one of the children to choose a sign, but not show it to anyone...but you, if they need some help.
3. Ask the child to do the sign for the rest of the children and see if the other children can guess which one it is. Do the sign with the child, if desired.
4. When the children guess the sign, ask them the meaning of the word. If no one guesses the sign, put it back in the bowl to be picked again.
5. Choose another child to pick a new sign from the bag and continue.

NOTE: You might want to sing the song after you do each word or couple of words.

Game continues as number of questions, time, and attention span allow.

**STORY REVIEW**

Directions: Read and discuss Bible Truth, using a FEW of the questions. Play game. Feel free to modify the game to fit your children.

**General Story Questions**

1. What did Jesus' disciples enjoy about the past 40 days? *Getting to be with Jesus so much after He rose from the dead.*
2. What did Jesus and His disciples do together? *He taught and comforted them. He answered their questions.*
3. What did the disciples ask Jesus about? *Was it time for His kingdom to come?*
4. What had Jesus already told His disciples about what it would be like before/when He came? *Wars, hunger and earthquakes. Christians would suffer and die. The good news of salvation through Jesus would be preached to all peoples, then the world would end and God's kingdom would begin. At that time, Jesus will come and angels gather His people to be with Him forever. This heaven and earth would end, but God would create a new one and God's kingdom would last forever.*
5. What answer did Jesus give His disciples' question about when Jesus would set up God's kingdom? *They weren't to worry about that. Only the Father knew when.*
6. What did Jesus want them to do until He did come back? *Go to Jerusalem, receive Holy Spirit, tell good news of Jesus to everyone in the world.*
7. What did the angels tell the disciples? *Jesus would return to earth the same way they saw Him go up into heaven.*
8. What was life for the new believers in the churches that sprung up? *They rejoiced over all the people who were being saved. But life was hard, too. People were making fun of them for believing in Jesus and saying that He would return. Some couldn't get work. Some couldn't get food. Some were hurt. Some were killed. They were discouraged.*
9. How did God encourage these new believers through Peter? *He told them that people who make fun of them would come, but not to worry. God wasn't being slow in sending Jesus, He was being patient that many would be saved. God who created the heavens and the earth with His word would one day, by His word, bring it to an end, along with all those who kept on refusing to trust in Jesus. Then Jesus would bring God's Kingdom and create a new heaven and earth for God's people to live with Him forever.*
10. How did God encourage these new believers through John? *He gave John a vision of a picture of what life in the Jesus' kingdom in the new heaven and earth would be like.*
11. What are some of the pictures that God gave John? *A new heaven and earth. God's glory is the light of the Holy City, the New Jerusalem, where God will live with His people. Walls 200' thick, 1400 miles long on each side, and made of layers of 12 kinds of jewels. Gates each made of a giant pearl. Streets made of gold. God's people will serve and worship Him face to face. No sin, death, sadness anymore. The River of Life with the Tree of Life on each side flow out of God's throne. They will live with Him forever.*

**Bible Truth Connection Questions**

1. What does this story have to do with our **Bible Truth: God Created All Things Good in the Beginning?** *At the end of time, the heavens and earth God created will be destroyed. He will create new ones for His people to dwell with Him in His Kingdom forever.*

**Bible Verse Connection Question**

1. What does the story have to do with our **Bible Verse: Nehemiah 9:6**: "You alone are the LORD. You made the heavens, even the highest heavens, and all their starry host, the earth and all that is on it, the seas and all that is in them. You give life to everything, and the multitudes of heaven worship you."? *This verse tells us about God being the creator of the heavens and the earth we live in now. Our story today tells us that one day, when God's good purposes for them are complete, He will destroy them. Then, He will create a new heaven and earth in which He will dwell with His people, face to face, forever. There, not only will the multitudes of heaven—angels—worship Him, but all of His people will join with them, forever and ever. And there will be no more sin, suffering, sadness or death in that wonderful place. Only wonderful life with God!*

**Life Application Questions**

1. How can God's people today be encouraged when they think about the message God gave John? *Even today, many of God's people face dangers and hard times from others who do not believe in Jesus. They can remember that their troubles will not go on forever. They will end in God's perfect timing. God's people can think about the wonderful new heaven and earth they will enjoy forever and ever.*
2. How can we become God's people? *By turning from our sins and trusting in Jesus as our own Savior.*

**ACTS Questions**

1. What's something we can praise God for from this story? *For being the God who has perfect timing and complete control over everything. He will come back and create the new heavens and earth at just the right time.*
2. What's something we can confess from this story? *That many times we do not think about being ready for Jesus to come back. We act like we don't care. Many times we don't tell others about Jesus so they can be ready for His coming.*
3. What's something we can thank God for from this story? *That Jesus will come back and make a new heavens and earth for His people to live in with Him forever. There will be no sin or death in it; and, He will live with them forever. How wonderful that will be!*
4. What is something we can ask God for, from this story? *That God would work in our hearts and in the hearts of others that we might be ready for His return. That He would help us say sorry for our sins and trust Him, and make us His people so we can be with Him forever.*

**The Gospel**

1. God made us to see and praise Him in all His creation. Why do we not do that? *Because we are sinners so busy thinking about ourselves and what we want, instead of God and what He wants.*
2. Is there any hope for sinners? What's the gospel? *Yes, there is!*  
*God is the good Creator and King of the world. He made people to worship Him and live by His good laws. But we are all sinners who have rebelled against Him. We all deserve death--God's just, eternal punishment for our sins. How terrible! But God has good news for us. In His great mercy, God sent His Son Jesus to earth to save sinners. Yes, Jesus, the perfect Son of God, left His home in heaven and became a man. He lived the perfect life that pleases God. (He's the only one who has ever done that!) He offered it up to God His Father as the perfect sacrifice for sins when He suffered and died on the cross. Then, on the third day, Jesus rose from the dead in victory. He had fully paid for the sins of God's people, so they wouldn't have to! Now all who turn away from their sins and trust in Jesus as their Savior will receive forgiveness of sins and eternal life with God. They will be His very own special people who will know Him and enjoy Him forever. We can be God's people, too, if we turn from our sins and trust in Jesus as our own Savior.*

## Game: The Answer's in the Tent

### Materials

Various props, objects, costumes, or even pictures from the story, enough for one idea per child at least.

A small pup tent or blanket and chairs made into a tent

Paper and pencil/pen to write down questions

Jar or bag

### Preparing the Game

1. Make a list of main characters, objects, elements from the story. For example in the story of Jesus being tempted in the wilderness you could have rocks, bread, blocks (like from the Temple), a globe, a red robe/shirt, etc. (for Satan), white robe for angels who came to comfort Jesus at the end, a Bible (the word of God that Jesus used to refute Satan), a picture of a desert or the sun, the number 40 (for 40 days and nights without food). The Plan-a-Play story sheet is a good source of ideas. If desired, you can write different point values--such as 5, 10, 25 points-- on questions, depending upon how hard they are. Place these objects in the tent.

2. Make up questions that have these props as their answers, such as: What did Satan tempt Jesus to turn the rocks into when He was so hungry? (bread)

3. Place the questions in a jar or bag.

### Playing the Game

Have the children sit down in lines of equal teams. Tell them that in the tent are answers to the questions that you have folded up in the bag. They will take turns listening to a question and having the first person in line go into the tent and find the prop/costume piece/etc. that answers the question. If a team doesn't get the right prop, then the first person from the other team gets to go up and see if they can find it for a point.

Continue until all have had a chance to play or all questions have been answered. Tally points. Repeat game as time and attention spans allow.

### Non-competitive Option

Don't put points on the questions. Don't split into teams, but instead sit in a circle around the tent. Have the children take turns going into the tent to retrieve the prop that fits the answer to the question.

### Optional TAKING IT TO OTHERS Activity: Quiz Questions

Have the children choose a few of the questions from the game to ask the parents/other children during

TAKING IT TO OTHERS time. Help pre-readers by whispering the question in their ear and letting them ask it aloud to the parents/other children.

**CASE REPLAY ACTIVITIES**

Use this guide to review the Case Story and act it out for others to enjoy!

**CASE REPLAY, JR: YOUNGEST CHILDREN**

**Description:** The children will act out the story together, everyone doing the same action/sound effect at the same time. This activity is most suitable for kindergarteners.

**Materials**

The Case RePlay, Jr. script for younger children

**Preparation**

1. Read through the script and write in the blanks along the side possible actions/sound effects the children could do to act it out.

**Instructions**

1. Tell the children that they will be re-enacting the story together as you tell it.
2. As you read the script, lead the children in actions/sound effects to do with you.
3. If desired, you can read the script and stop at certain sentences and ask them what a good action/sound effect would be to act out what you just read.
4. Repeat the re-enactment one or two times more.

**CASE REPLAY, SR: OLDER CHILDREN**

**Description:** The children act out the story as a three-scene play. You will narrate it using the Case RePlay, Sr. script and they will act it out (no spoken words, for the most part), with each child assuming a different character's role. This activity is most suitable for first grade and up. You will review the story, then practice it a few times before performing it for others.

**Materials**

The Case RePlay, Sr. script  
White board or other large format paper  
Costumes and props

**Preparation**

1. Prepare for the play by choosing costumes and props for each character in the story. Decorate the area with any scenery props.
2. Write the words "Beginning," "Middle," "End" on a large piece of paper/whiteboard with plenty of space under each heading. You will use this paper to help the children think about the story as a three-scene play, as it is presented in the script.

**Instructions**

1. Tell the children that they will get to act out the story as a three-scene play, with a beginning, middle and end section. Tell them that before they can act it out, they need to think it out. as you narrate it with your script.
2. Take the children's answers as they recount the story, helping them put key incidents in the right order.
3. If desired, when they have filled in their Beginning, Middle, End, read through your whole (real) script, so they hear exactly what you will have them act out.
4. Then tell the children that it's time to practice acting out the story.
5. Assign parts to each child. If you are using costumes, do NOT give them out at this point. They will be a distraction.
6. Have all the children sit on the floor or in chairs on one side of the "stage," then call the characters up in place as their part in the story comes.
7. As you read the script, guide the children in where you want them to move or do to act it out.
8. After going through the whole script once, give out any costumes and props and act out the script once or twice more.

**Optional TAKING IT TO OTHERS Activity: Re-enacting the Story**

Read the script as the children act out together (younger) or assuming different roles (older) as the other children or the parents watch.





## **CASE REPLAY, SR--OLDER KIDS (1ST GRADE AND UP) P.3**

Welcome to our play! The name of our story is called: The Case of the Second New.

Our story begins in Jerusalem, in New Testament times, right after Jesus died on the cross and rose from the dead.

The characters in our story are: Jesus, his disciples, angels, many people, new believers, enemies.

And now we present: "The Case of the Second New."

### **Scene 1: Beginning)**

The disciples enjoyed Jesus' many appearances to them during the 40 days after He rose from the dead. He taught them many things and answered many of their questions. The disciples remembered Jesus telling them about the difficult days that would come before Jesus brought His kingdom. There would be wars, earthquakes, and hunger. Christians would suffer and die. The good news of salvation through would be preached to all the peoples of the world. Then, Jesus would come back at just the right time and the angels would gather His people together to be with Him forever. Then the world would pass away. Since Jesus had saved God's people and risen from the dead, Jesus' disciples wondered if it was time for those days to come. Jesus surprised them with His answer. He told them only the Father was to know when He would come back. They would receive the Holy Spirit and were to tell the good news of salvation to everyone. Then Jesus rose up into heaven out of their sight. While they were still looking up, two angels appeared and told them that Jesus would come back one day just as they had seen Him leave.

### **Scene 2: (Middle)**

The disciples obeyed Jesus. They received the Holy Spirit in Jerusalem and then began to spread the good news of Jesus to all peoples. Many new churches spring up. The believers rejoice to see so many people being saved. Yet, they have times of suffering, too. People are making fun of them for believing in Jesus and thinking He was going to return. Some aren't allowed to work or even buy food. Some suffer and others are killed. They were getting discouraged. God encouraged the believers through Peter, reminding them that they knew people were going to say these things. God was not being slow to send Jesus back, He was being patient that many more might be saved. Jesus would come back at the right time to bring God's kingdom. And then, God who made the heavens and earth by His word, would by His word, bring an end to this world and those who keep on rebelling against Him. He will create a new heaven and earth for God's people to live with Him forever. He urged them to keep telling others about Jesus and keep on looking forward to the day when Jesus would come back.

### **Scene 3: (End)**

Then through John, God also gave the believers a wonderful picture of the life with Jesus in the new heavens and earth when He returned to bring God's Kingdom. God would create a new heaven and earth with a beautiful holy city. The city would shine with God's glory. It was 200' thick walls and 1400 miles on each side. The walls were 12 layers of beautiful jewels. The city itself was made of gold. The gates were each made of one giant pearl. God's throne was in the very middle, with the River of Life running from it and the Tree of Life on each side of the River. His people would live and worship Him face to face forever. Never would there be sadness, sin or dying anymore! Jesus gave them this picture of His Kingdom to help them keep obeying Him and to be patient. He would return at just the right time, according to God's perfect plan.

### **Bible Truth Tie-In:**

The Bible Truth we are learning is: **God Created All Things Good in the Beginning.** At the end of time, the heavens and earth God created will be destroyed. He will create new ones for His people to dwell with Him in His Kingdom forever.



## The New Earth

### Description

Children will a folded paper old earth burning up and new world created.

### Materials

White Card stock  
Markers  
Glitter Glue (or gold crayon)  
Glue sticks  
Scissors

### Preparing the Craft

1. Make copies of Craft Patterns #1 and #2, one per child. Cut out.
2. Set out supplies.

### Making the Craft

1. Show the sample of the craft you have made.
2. Have the children color the world on Pattern #1 like it is burning up.
3. Have the children color the world on Pattern #2 like it is the new world God will create.
4. Add glitter glue/gold crayon "glory" shining out from the earth. (Back side of where flames are on Old Earth).
5. Cut along all of the dashes.
6. With old earth face down on table, fold flames up and over each other until completely cover the New Earth.
7. Children can tell the story of how the old earth will be burned up by showing old earth and flames; then flip over and unfold flames to reveal the new earth, shining with God's glory on the other side.

### Making a Bible Truth Connection

Once the children have settled into their craft, use the Bible Truth- Craft Connection Sheet to lead discussion about the craft. Note that most of these questions echo the questions on the case board, providing a review of what the children learned earlier.

### Optional TAKING IT TO OTHERS Activity: Craft Presentation

If you are presenting the craft to other children or parents the children can hold up their crafts (or your model craft) and read their Bible Truth Connection answers to explain the importance of the craft.

**CASE CRAFT****Discussion Guide****Instructions:**

As the children are settled into making their craft, ask them these questions to help them understand the craft's significance. Use the answers provided to guide the children's answers.

**Discussion Questions**

1. What will happen to this earth? When?

*It will be destroyed with fire at the end of time.*

2. What will God create after the earth is destroyed?

*A new heaven and earth.*

3. Who will live in the new heaven and earth? What will it be like to live there?

*God will live with His people. Together they will dwell together in perfect happiness and fellowship with Him and each other forever.*

4. What is Bible Truth that we are learning?

*God Created All Things Good in the Beginning.*

5. What does our craft have to do with our Bible Truth: God Created All Things Good in the Beginning?

*God will create a new home that is perfectly good for His people to dwell with Him forever and ever.*

6. What can our craft help us remember?

*Sin and death has spoiled the world God created good in the beginning. At the end of time, He will burn up this earth and create a new one that will be good like this one in the beginning, but this time no sin or death will ever come into it.*

**TAKING IT TO OTHERS****Craft Presentation****Instructions:**

Have children hold up your model craft/their crafts. Choose five children (or you say) the five sections below to explain the craft's importance.

**Presentation:**

1. Our craft is: A New Earth

2. At the end of time, God will destroy this earth with fire and create a new heaven and earth for His people to dwell in perfect happiness and fellowship with Him and each other forever.

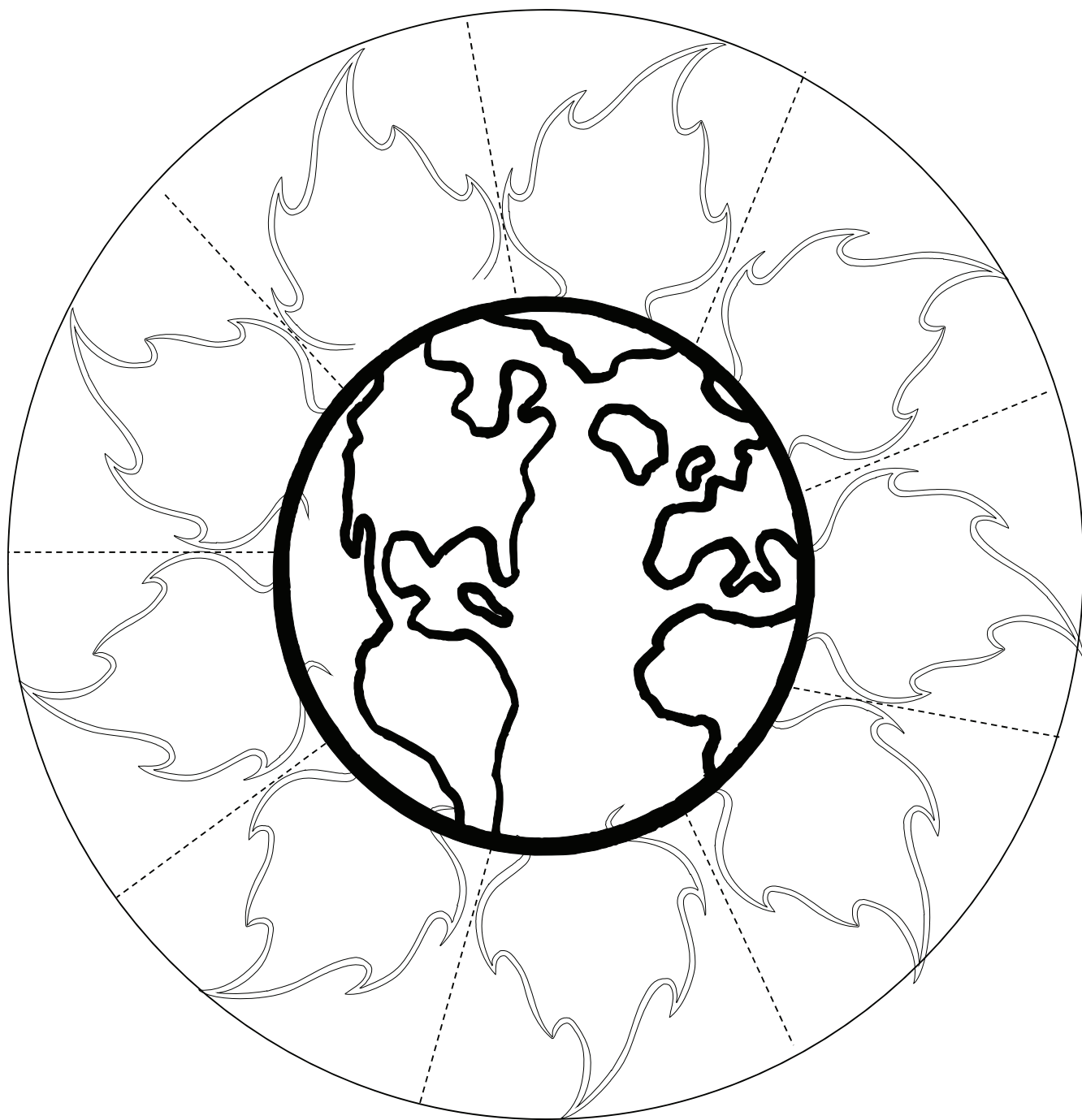
3. Our Bible Truth is: God Created All Things Good in the Beginning.



4. God will create a new home that is perfectly good for His people to dwell with Him forever and ever.

5. Our craft can help us remember that sin and death have spoiled the world God created good in the beginning. At the end of time, He will burn up this earth and create a new one that will be good like this one in the beginning, but this time no sin or death will ever come into it.

Note: Even non-readers can participate in presenting the craft, if you will whisper what they are to say in their ear and let them say it aloud for the others to hear.

Craft Pattern #1





**BEFORE CLASS:****1. PICK YOUR PERSON**

VIPPs can be anyone in your church! Typically, they fall into 6 categories: Church staff, Elders, Deacons/deaconesses, Special Volunteers (people who aren't paid, but spend a lot of time helping out in particular ways), Supported Workers (aka missionaries), and Church Members.

**2. GATHER YOUR FACTS**

Use the VIPP Information Sheet to write down the facts about your VIPP. The information on this worksheet is used in the VIPP activities, listed in the "Choose an Activity" section below.

**DURING THE ACTIVITY:****1. INTRODUCE YOUR VIPP**

Introduce your VIPP to the children, using the VIPP Information Sheet. Fill in a set of VIPP Clue Cards with the information for your VIPP. If desired, you can even have the actual person come into class for the children to meet.

Need help describing what someone does for the church in a kid-friendly way? Check out the list of common VIPPs on the Praise Factory website in the PFI resources. There are lots of kid-friendly descriptions for common VIPP's, such as pastors, elders, deacons and a lot more.

**2. PRAY!**

Lead the children in praying for the VIPP. Ask the children if they would like to pray for one of the VIPPs prayer requests. Even non-readers can pray for the VIPP if you whisper the prayer request in their ear, then let them say it aloud. Never force a child to pray!

**3. CHOOSE AN ACTIVITY**

There are two activities you can use to help the children learn about the VIPP:

**VIPP Clue Cards:** These are nine coloring sheets in which children fill in the nine things they learn about the VIPP from the VIPP Information Sheet. Photocopy a set of each child. Use as few or as many of these Clue Cards as you desire. Clue Cards found at the back of this book.

**VIPP Game:** This is a game that uses a set of Clue Cards for one or two VIPPs.

Choose a VIPP and fill in his/her information on the VIPP Information Sheet. Fill in a set of VIPP Clue Cards with the information for your VIPP. Tell the children about the VIPP, having them fill in the VIPP Clue Cards with the key facts as they learn them. Write any words the children need to write on a white-board or other piece of paper so they can see how to spell them. Help younger children write these words on their clue cards. Ideas for how to tell the children about many common VIPPs are listed at [praisefactory.org](http://praisefactory.org) with the resources for this Bible Truth.

**Optional TAKING IT TO OTHERS Activity: Introduce and Pray for the VIPP**

If you are presenting the VIPP to other children or parents you can assign children to hold up the 10 clue cards and say what each card tells about the VIPP. (Or, you can have the children hold them up as you tell what each one means.) Then lead the children in praying for the VIPP.

## Game: Hot and Cold Hide

### Materials

Information Sheet for one VIPP  
2 Set of Clue Cards  
8 8.5" x 11" Manilla Envelopes  
Blindfold

### Preparing the Game

1. Fill in one set of clue sheets for the VIPP you are using.
2. Tape the other (blank) set of Clue Cards to the outside of the manilla envelopes.
3. Put the filled-in clue cards in the corresponding envelope.

### Playing the Game

**Reveal:** Tell the children about the VIPP, showing them your filled-in clue cards as you tell about them.

**Review:** Choose one child to be "The Finder" and cover his eyes with the blindfold. Choose one of the Clue Card envelopes. Choose another child to be "The Hider". This child will hide the envelope somewhere in the room. When the clue is hidden, the Finder takes off his blindfold and begins to look for the envelope. The other children say "hot, cold, etc" as the child gets closer or further from the envelope to help the child find it. When the folder is found, the teacher (or the child) tells the Clue Card category. The other children try to remember what the VIPP's answer was. Open it up and see if they got it right. If they did, the Clue Card is retired. If not, it can be added back into the Clue Cards to be hidden.

**VIPP INFORMATION SHEET**

**VIPP NAME:**

\_\_\_\_\_

**WHAT VIPP LOOKS LIKE**

Man or Woman? \_\_\_\_\_

Hair color? \_\_\_\_\_

Eye color? \_\_\_\_\_

**FAVORITE ANIMAL**

\_\_\_\_\_

\_\_\_\_\_

**FAVORITE FOOD**

\_\_\_\_\_

\_\_\_\_\_

**FAVORITE FREE TIME ACTIVITY**

\_\_\_\_\_

\_\_\_\_\_

**WHAT VIPP DOES DURING WEEK**

\_\_\_\_\_

\_\_\_\_\_

\_\_\_\_\_

\_\_\_\_\_

**VIPP GROUP OF SERVICE:**

Church Member

Deacon

Elder

Church Staff

Special Volunteer

Supported Worker  
(Missionary)

**3 WAYS VIPP SERVES CHURCH**

\_\_\_\_\_

\_\_\_\_\_

\_\_\_\_\_

\_\_\_\_\_

\_\_\_\_\_

\_\_\_\_\_

\_\_\_\_\_

\_\_\_\_\_

**3 WAYS TO PRAY FOR THE VIPP**

\_\_\_\_\_

\_\_\_\_\_

\_\_\_\_\_

\_\_\_\_\_

\_\_\_\_\_

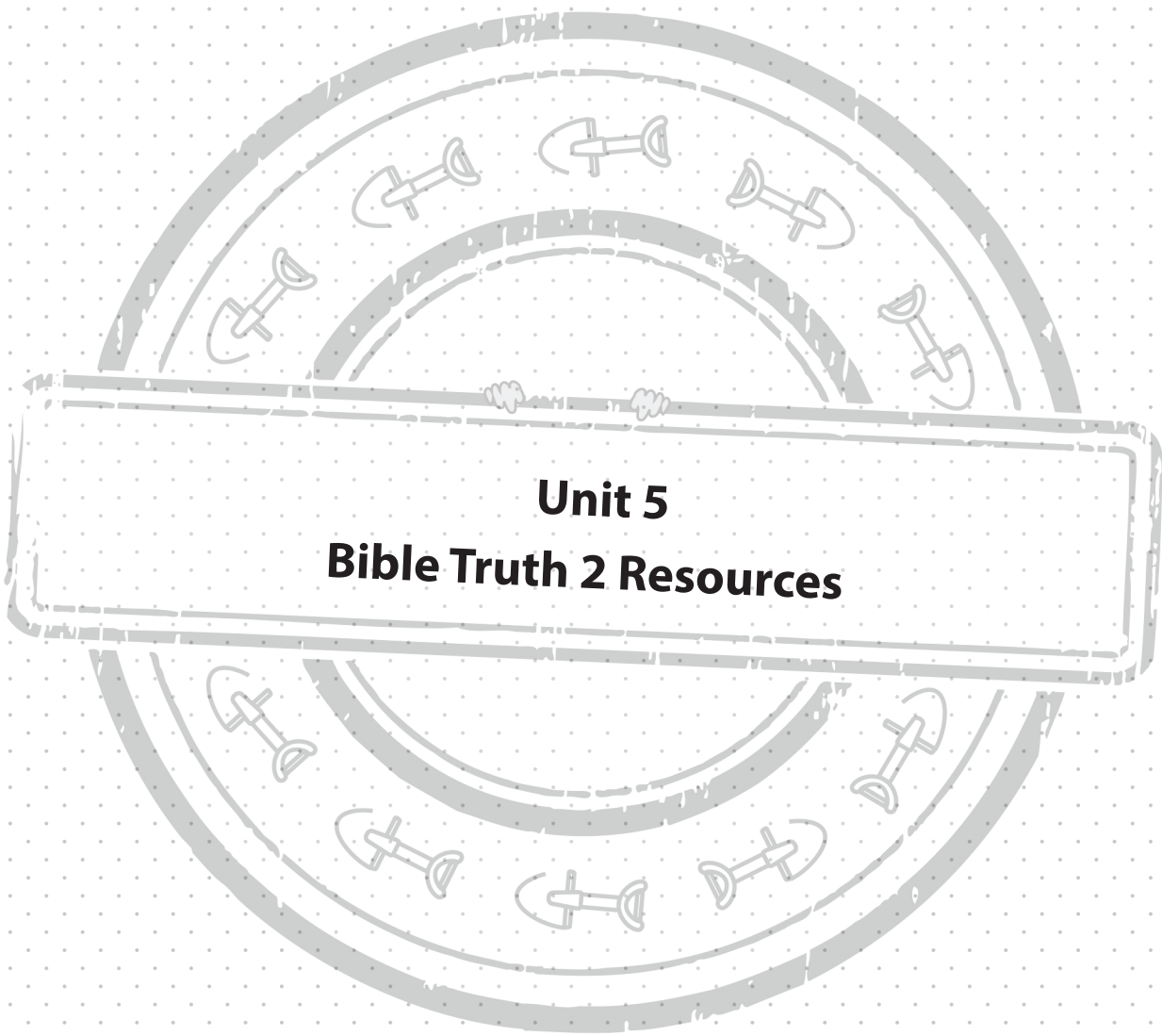
\_\_\_\_\_

\_\_\_\_\_

\_\_\_\_\_







**Unit 5**  
**Bible Truth 2 Resources**

## **BIBLE TRUTH 2 OVERVIEW**

### **Unit 5: God, the Good Creator**

**Big Question and Answer:** "Can You Tell Me What God Made? God Made All Things Good!"

**Bible Verse:** "In the beginning, God created the heavens and the earth...God saw all that He had made, and it was very good." Genesis 1:1,31 NIV 1984

### **Bible Truth 2 Concept: God Created People Perfectly Good in the Beginning**

People were God's last creation when He created the world. In some ways, God made people like the other earthly creatures. He gave them wonderful, perfect bodies. They were just right for all He wanted them to do and to be--just like He had done for the other creatures.

But in another way, God made people very different from everything else. You see, God created the other creatures after their own kind, but God chose to make people in His own image.

They were to be a one-of-a-kind reflection of who He is. So God gave to them alone a mind that could learn about the world and see how it showed what He was like--a bit like His great mind. And, He gave them alone a everlasting spirit that could know and love Him and each other--a bit like His Spirit. And because God created them good, they could know and love Him and each other without any sin or sadness. How wonderful that must have been!

God put these first people He made--Adam and Eve-- in charge of the earth. They and their children were to enjoy it, care for the creatures in it, explore it and fill it with people until they made all of it their home.

### **Bible Truth 2 Bible Verse**

#### ***Meditation Version: Genesis 1:26-28***

God blessed them and said to them, "Be fruitful and increase in number; fill the earth and subdue it. Rule over the fish of the sea and the birds of the air and over every living creature that moves on the ground."

#### ***Alternate Memory Version: Genesis 1:26-27***

"Then God said, "Let us make man in our image, in our likeness...." So God created man in his own image, in the image of God he created him; male and female he created them."

### **Bible Truth 2 ACTS Prayer**

- A** God, we praise for being our good Creator.
- C** We confess that though we are made in Your image, with a spirit to know and love You, we often choose to not know or love You. We need a Savior!
- T** Thank You, God for making us in Your image that we can know and love You. This is a special gift that You gave to none other of the earthly creations.
- S** God, work in our hearts that we might love, know and obey You, as You created us to, know Him and obey Him as we were created to. Work in our hearts, that we might turn away from our sins and trust in Jesus as our Savior.

### **Bible Truth 2 Stories**

#### **Lesson 1: The Case of the Definitely Different Design (Old Testament)**

Genesis 1-2; John 1:3

#### **Lesson 2: The Case of the Mixed Up Man (Story of the Saints)**

#### **Lesson 3: The Case of the Twelve-year-old Troubles (New Testament)**

Matthew 9:18-26; Mark 5:21-43; Luke 4-8; John 1:3

**1. GETTING STARTED: Welcome and Opening Songs** (*introduce unit and get kids moving with these songs*)

|   |   |
|---|---|
| <p><b>Welcome</b></p>                   | <p>“Welcome to Praise Factory. We’re so glad you’ve joined us! Here at the PFI we are investigators. (That’s what the “I” stands for!) Investigators look for answers to questions. In PFI, we look for answers to big questions about God. We dig deep down in the truths of God’s Word to find them.”</p>   |
| <p><b>Praise Factory Theme Song</b></p> | <p>“Let’s sing our Praise Factory Investigator’s theme song.”</p> <p><b>PFI: Praise Factory Investigators</b> <span style="float: right;"><i>PFI NIV Songs 5, Track 1</i></span></p> <p>We’re PFI: Praise Factory Investigators,<br/>         Diggin’ deep down for truths in God’s Word,<br/>         That’s PFI: Praise Factory Investigators,<br/>         Diggin’ deep down for truths in God’s Word,<br/>         We’re looking for answers to very big questions,<br/>         Big questions about God,<br/>         If you’re looking for answers to very big questions ‘bout God, come along,<br/>         Join PFI: Praise Factory Investigators,<br/>         Diggin’ deep down for truths in God’s Word,<br/>         That’s PFI: Praise Factory Investigators,<br/>         Diggin’ deep down for truths in God’s Word.<br/>         Deep down, diggin’ down, Let’s go diggin’ down,<br/>         Deep down, diggin’ down,<br/>         ‘Til answers to all our Big Questions we’ve found.<br/>         We’re PFI: Praise Factory Investigators,<br/>         Diggin’ deep down for truths in God’s Word,<br/>         That’s PFI: Praise Factory Investigators,<br/>         Diggin’ deep down for truths in God’s Word.</p> |
| <p><b>Classroom Rules Song</b></p>      | <p>An important part of Praise Factory is helping us worship God and love one another. Our WoGoLOA song reminds us how we should act. Let’s sing it.”</p> <p><b>WoGoLOA Rules Song</b> <span style="float: right;"><i>PFI NIV Songs 5, Track 2</i></span></p> <p>Refrain:<br/>         WoGoLOA means “Worship God and love one another,”<br/>         WoGoLOA means “Worship God and love one another.”</p> <p>WoGo means “Worship God.”<br/>         Sound off, 1,2,3,<br/>         Joyfully take part,<br/>         Listen to others,<br/>         Obey your teachers. (<i>Refrain</i>)</p> <p>LOA means “Love One Another.”<br/>         Sound off, 1,2,3,<br/>         Be kind,<br/>         Be encouraging,<br/>         Help others, help others. (<i>Refrain twice</i>)</p>  |

**1. GETTING STARTED, continued**

|  |  |
|--|--|
| <b>Opening Prayer</b>                    | "When we keep the WoGoLOA rules, we help each other worship God and love one another today. Let's ask God to help us obey these rules, and to help us worship Him and love one another as we learn more about Him today. Let's pray." <i>Pray.</i>   |
| <b>Big Question Under Investigation:</b> | "Now it's time to turn to today's <b>Big Question Under Investigation</b> .<br>It's: <b>Can You Tell Me What God Made?</b>   |
| <b>Big Question 5 and Songs</b>          | <p>In the beginning, God created everything. And when He did, He created all things good and for His glory.</p> <p>So the answer to our Big Question, '<b>Can You Tell Me What God Made?</b>' is:<br/><b>God Made All Things Good!</b></p> <p>"Let's sing our Big Question Song(s): <span style="float: right;"><i>choose one or both</i></span></p> <p><b>Big Question 5 Song</b> <span style="float: right;"><i>PFI NIV Songs 5, Track 3</i></span><br/><i>(adapted version of "London Bridge Is Falling Down")</i><br/>Can you tell me what God made?<br/>What God made, what God made?<br/>Can you tell me what God made?<br/>God made all things good!</p> <p><b>Can You Tell Me What God Made?</b> <span style="float: right;"><i>PFI NIV Songs 5, Track 4</i></span><br/>Refrain:<br/>Can you tell me what God made?<br/>Can you tell me what God made?<br/>Can you tell me what God made?<br/>God made all things good, God made all things good (through Jesus/for His glory)!<br/>God made all things good, God made all things good!</p> <p>Verse <span style="float: right;">1</span><br/>Manatees, bumblebees, the air we breathe,<br/>Orca whales, bunny tails and slimy snails,<br/>Furry yaks, yummy snacks, bumpy camel backs,<br/>God made all things good!<br/>Cookatoos, kangaroos, the sky so blue,<br/>Sparkly gems, cherubim and monkey limbs,<br/>Thunder clouds, peacocks proud, the lion bit and loud!<br/>God made all things good! <i>Refrain</i></p> <p>Verse 2<br/>Frogs that leap, woolly sheep, the shank's big teeth,<br/>Tiny gnats, rivers fast, and chloroplasts,<br/>Mountains high, octopi, the starts up in the sky,<br/>God made all things good!<br/>Sandy dunes, sun and moon, doves that coo,<br/>Flying fish, rhinocerish, the bugs we squish!<br/>Apple trees, the wavy seas, yes, even you and me!<br/>God made all things good! <i>Refrain</i></p> <p><i>Extra Unit 5 Song: The Days of Creation</i> <span style="float: right;"><i>PFI NIV Songs 5, Track 5</i></span></p> |

**1. GETTING STARTED, continued****Unit 5  
Bible Verse**

"How do I know this is true? The Bible tells me so!

Genesis 1:1,31 tells us: "In the beginning, God created the heavens and the earth... God saw all that He had made, and it was very good."

**Big Question 5 Bible Verse Song***PFI NIV Songs 5, Track 6***God Saw All that He Had Made: Genesis 1:31 NIV 1984**

God saw all that He had made,  
 God saw all that He had ma-ee-ay-ee-ade,  
 God saw all that He had made,  
 God saw all that He had made,  
 And it was very good.  
 Genesis One, thirty-one.

"God made everything in our whole world, long ago in the beginning. of time. He looked at it all and called it very good. That's because He made it all just right!"

**2. DIGGING DEEP DOWN: Key Concept and Story** (*introduce the Bible Truth and tell the related story*)**Bible Truth 2**

"It's time for us to dig down deeper for answers to our Big Question. We're learning **FOUR** Bible Truths that all tell us something about what good things God made in the beginning. We've already learned one. Can you remember what it was? (God Created All Things Good in the Beginning).

The Bible Truth we are going to be thinking about today is:

**God Created People Perfectly Good in the Beginning**

People were God's last creation when He created the world. In some ways, God made people like the other earthly creatures. He gave them wonderful, perfect bodies. They were just right for all He wanted them to do and to be--just like He had done for the other creatures.

But in another way, God made people very different from everything else. You see, God created the other creatures after their own kind, but God chose to make people in His own image.

They were to be a one-of-a-kind reflection of who He is. So God gave to them alone a mind that could learn about the world and see how it showed what He was like--a bit like His great mind. And, He gave them alone a everlasting spirit that could know and love Him and each other--a bit like His Spirit. And because God created them good, they could know and love Him and each other without any sin or sadness. How wonderful that must have been!

God put these first people He made--Adam and Eve-- in charge of the earth. They and their children were to enjoy it, care for the creatures in it, explore it and fill it with people until they made all of it their home."

**2. DIGGING DEEP DOWN, continued**

|   |   |   |  |
|---|---|---|--|
| <p><b>Bible Truth 2 Hymn</b></p>  | <p>“Long ago, a man named William Kethes was thinking about this Bible truth, too. He wrote the words to a hymn called “All People that on Earth Do Dwell.” We’re going to learn a couple verses from it.”</p> <p><b>All People that on Earth Do Dwell</b> <span style="float: right;"><i>PFI NIV Songs 5, Tracks 10,11</i></span></p> <table border="0" style="width: 100%;"> <tr> <td style="width: 50%; vertical-align: top;"> <p><b>Verse 1</b><br/>All people that on earth do dwell,<br/>Sing to the Lord with cheerful voice;<br/>Him serve with fear, His praise forthtell;<br/>Come ye before Him and rejoice.</p> </td> <td style="width: 50%; vertical-align: top;"> <p><b>Verse 2</b><br/>The Lord, ye know, is God indeed,<br/>Without our aid He did us make;<br/>We are His folk, He doth us feed,<br/>And for His sheep He doth us take.</p> </td> </tr> </table> <p>“This hymn reminds us that we, along with peoples of the earth, should serve and praise the Lord because He is our Creator. He made us to know Him and worship Him. Of all people, God’s people, have reason to rejoice in God, their Creator. He saved them through Jesus. He has made them His very own, special people, who He takes special care of.</p>   | <p><b>Verse 1</b><br/>All people that on earth do dwell,<br/>Sing to the Lord with cheerful voice;<br/>Him serve with fear, His praise forthtell;<br/>Come ye before Him and rejoice.</p> | <p><b>Verse 2</b><br/>The Lord, ye know, is God indeed,<br/>Without our aid He did us make;<br/>We are His folk, He doth us feed,<br/>And for His sheep He doth us take.</p> |
| <p><b>Verse 1</b><br/>All people that on earth do dwell,<br/>Sing to the Lord with cheerful voice;<br/>Him serve with fear, His praise forthtell;<br/>Come ye before Him and rejoice.</p> | <p><b>Verse 2</b><br/>The Lord, ye know, is God indeed,<br/>Without our aid He did us make;<br/>We are His folk, He doth us feed,<br/>And for His sheep He doth us take.</p>  |   |  |
| <p><b>Bible Truth 2 Bible Verse and Song</b></p>  | <p>“The Bible verse we are going to be digging down into for this Bible Truth is:</p> <p><b>Genesis 1:26-28:</b><br/>“Then God said, “Let us make man in our image, in our likeness...” So God created man in his own image, in the image of God he created him; male and female he created them. God blessed them and said to them, “Be fruitful and increase in number; fill the earth and subdue it. Rule over the fish of the sea and the birds of the air and over every living creature that moves on the ground.”</p> <p>The Bible tells us God made people in the beginning. He made them in His image, that means, they reflect Him in a very special way. Of all the earthly creatures, they alone were created with a spirit, like God’s Spirit, that can know and love God. God created people to be able to see God’s glory in everything He made. And, He created them to care for the world He created as caretakers under Him.</p> <p>We’ve said our Bible verse, now let’s sing it!</p> <p><b>Then God Said</b> <span style="float: right;"><i>PFI NIV Songs 5, Track 12</i></span></p> <p>Then God said, “Let us make man,<br/>Let us make man in our own image.”<br/>Then God said, “Let us make man,<br/>Let us make man in our own image.”<br/>Male and female, He created them,<br/>Male and female, He created them.</p> <p>Then God said, “Let us make man,<br/>Let us make man in our own image.”<br/>Then God said, “Let us make man,<br/>Let us make man in our own image.”<br/>Genesis One, twenty-six and seven.</p> |   |  |

**2. DIGGING DEEP DOWN, continued****LESSON 1 STORY****Old Testament Story:****The Case of the Definitely Different Design**

Genesis 1-2;  
John 1:3

"Now it's time for today's story called: **The Case of the Definitely Different Design.** **As you listen to the story, see if you can figure out:**

- 1. Who was designed differently?**
- 2. What made them definitely different from everything else?**

*(If desired, write these questions on a sheet of paper to refer to when the story is finished.)*

*Read story.*

*After reading story, ask for the children's answers to the questions.*

- 1. Who was designed differently?** People.
- 2. What made them definitely different from everything else?** What did this difference mean they could do? God made them with a spirit that lives forever. With this spirit, they could know and love God in a way nothing else could.

*Close in prayer. (prayer suggestions included at end of story)*

**LESSON 2 STORY****Story of the Saints:****The Case of the Mixed Up Man**

"Now it's time for today's story called: **The Case of the Mixed Up Man.** **As you listen to the story, see if you can figure out:**

- 1. Who was the Mixed Up Man? What was he mixed up about?**
- 2. Who helped him not be mixed up anymore? What did he learn?**

*(If desired, write these questions on a sheet of paper to refer to when the story is finished.)*

*Read story.*

*After reading story, ask for the children's answers to the questions.*

- 1. Who was the Mixed Up Man? What was he mixed up about?** Sam. He was mixed up about people. He thought they were animals, no different from the other mammals.
- 2. Who helped him not be mixed up anymore? What did he learn?** The Nduga people. When he saw the great change God's Holy Spirit did inside their hearts, God worked in his heart, too, helping him see that people are made in God's image. They are not just animals. He began to seek God, too.

*Close in prayer. (prayer suggestions included at end of story)*



**2. DIGGING DEEP DOWN, continued****LESSON 3****New Testament Story:****The Case of the Twelve-year-old Troubles**

Matthew 9:18-26;  
Mark 5:21-43;  
Luke 4-8; John 1:3

"Now it's time for today's story called: **The Case of the Twelve Year Old Troubles.**

**As you listen to the story, see if you can figure out:**

- 1. What were the twelve-year-old troubles? Why did they seem impossible to fix?**
- 2. Who fixed the troubles and why could he fix them?**

*(If desired, write these questions on a sheet of paper to refer to when the story is finished.)*

*Read story.*

*After reading story, ask for the children's answers to the questions.*

**1. What were the twelve-year-old troubles? Why did they seem impossible to fix?**

A woman had been bleeding for 12 years and no one could heal her. Jairus' 12-year-old daughter was dead. Who could possibly fix that?!

**2. Who fixed the troubles and why could he fix them?** Jesus. He could heal the woman and raise the little girl to life because all things were created through Him, even people.

*Close in prayer. (prayer suggestions included at end of story)*

**3. TAKING ACTION: Response Activities** *(choose from among these activities)***Response Activities**

- **ACTS Prayer Activity:** Add your own prayer requests to the ACTS prayer
- **Sneaky Snack:** Story-related snack
- **Bible Truth Review Activity:** Game with questions related to the Bible Truth
- **Bible Truth Hymn:** Music activities to learn a portion of a Bible Truth-related hymn
- **Bible Verse Review Activity:** Game with questions related to Bible Truth Bible verse
- **Bible Verse Song:** Music activities to learn the Bible Verse song
- **Story Review Activity:** Game with questions related to the Bible Truth and Case
- **Case RePlay, Jr. and Sr.:** Two drama activities that review the story: one for younger children, one for older children.
- **Craft:** Story-related craft
- **VIPP (Very Important Prayer Person):** Game and a coloring activity to help children learn about people in your church and how to pray for them.

*(VIP resources: found online or at back of this book)*

**4. TAKING IT TO OTHERS** *Optional presentations for the last few minutes of class***Presenting to Other Children**

*If you split the children into different response activities, you can gather the children together again and have each small group make presentations to show the other children what they learned. Presentation ideas are included in the resources for each activity.*

**Presenting to Parents**

*If you keep your children together for response activities, you can have them make a presentation of something they have learned to their parents when they come to pick them up from class. Presentation ideas are included in the resources for each activity.*

**5. TAKING IT HOME** *(Take Home Sheet)***PFI Pronto**

*Give out the PFI Pronto for the case story as well as any other materials as the children are dismissed.*



## **BIBLE TRUTH 2, LESSON 1: PLANNER/OVERVIEW**

### **GETTING STARTED: Welcome and Opening Songs** (*introduce unit and get kids moving with these songs*)

**Welcome to Praise Factory:** PFI: Praise Factory Investigators Theme Song *PFI NIV Songs 5, Track 1*

**Rules to Help Us Worship God and Love Others:** WoGoLOA Classroom Rules Song *PFI NIV Songs 5, Track 2*

**Big Question Under Investigation:** Big Question 1 Songs *PFI NIV Songs 5, Tracks 3,4*

*Extra Song: The Days of Creation PFI NIV Songs 5, Track 5*

**Big Question Bible Verse:** Genesis 1:31 Song *PFI NIV Songs 5, Track 6*

### **DIGGING DEEP DOWN: Key Concept and Story** (*introduce the Bible Truth and tell the related story*)

**Bible Truth 2:** God Created People Perfectly Good in the Beginning

**Bible Truth Hymn:** All People that on Earth Do Dwell, vs.1,2 *PFI NIV Songs 5, Tracks 10,11*

**Bible Verse:** Genesis 1:26-28

**Bible Verse Song:** Then God Said *PFI NIV Songs 5, Track 12*

**Lesson 1 Old Testament Story:** The Case of the Definitely Different Design  
*Genesis 1-2; John 1:3*

### **TAKING ACTION: Response Activities** (*choose from among these activities*)

**Snack and Discussion Planner:** The Man-wich and Woman-wich

**ACTS Prayer:** Prayer Sheet

**Bible Truth Review:** Discussion Questions and Game: Beanbag Scramble

**Bible Truth Hymn:** All People that on Earth Do Dwell, vs.1,2 *PFI NIV Songs 5, Tracks 10,11*  
Song, Sign Language and Song Game: Pass the Secret Sign **PFI NIV Songs 5 BOOK or ONLINE**

**Bible Verse Review:** Genesis 1:26-28: Discussion Sheet and Game: Who's Got the Penny?

**Bible Verse Song:** Then God Said *PFI NIV Songs 5, Track 12*  
Song, Sign Language and Song Game: Mimic Me! **PFI NIV Songs 5 BOOK or ONLINE**

**Story Review:** Discussion Questions and Game: Frisbee Toss n' Quiz

**Case RePlay, Jr: Drama Activity for Youngest Children** (children do same story actions together)

**Case RePlay, Sr: Drama Activity for Most Children** (children re-tell story with individual parts)

**Craft:** Adam and Eve

**VIPP (Very Important Prayer Person) Prayer Time:** Coloring Sheets (back of book) and Game: Ball Roll Review

### **TAKING IT HOME: Take Home Sheet for Review and Family Devotions**

**PFI Pronto:** Bible Truth 2, Lesson 1 **PFI NIV Prontos 5 BOOK or ONLINE**

**The Case of the Definitely Different Design** Genesis 1-2; John 1:3

by Connie Dever

**Our story is:****The Case of the Definitely Different Design.****As you listen to the story, see if you can figure out:**

1. Who was design differently?
2. What made them definitely different from everything else? What did this difference mean they could do?

Our story today takes place at the beginning of time, thousands of years ago, when the world was only six day old.

What was the world like at dawn on Day Six? The light of the moon and stars faded in the blazing brightness of the rising sun. Tall, mighty mountains rose high above the gently sloping hills and wide, grassy plains. Birds swooped across the brilliant, blue sky and nested in leafy treetops. Fish flip-flopped in the foamy ocean and wriggled in the clear, sparkling rivers. What was the world like on the dawn of the Day Six? Both air and water were full of life that morning.

And yet, something was still strangely still and quiet. It was as if the earth was waiting for something more. The forests silently waited for creatures to wander through its cool greenness. The plains waited for someone to nibble their juicy grasses. Small seeds lay sleeping under the fields, ready to sprout when there was someone to tend and harvest them. For you see, at dawn on Day Six, the LORD had yet to make any living creatures to live on the beautiful land that He had created.

All this was about to change. The LORD said, "Land, produce animals each according to their kinds! Produce farm animals and wild animals and creatures that move along the ground."

God spoke, and it came to be! There were pigs, cows, sheep, donkeys, horses, chickens and all sorts of other farm animals. There were zebras, koala bears, antelope, polar bears, squirrels and all sorts of other wild animals. There were bugs, worms, lizards, snails, and all sorts of other creatures that move along the ground. Now there were thousands of land creatures, all made by God, each according to their own kind. God saw all the creatures He had made and saw that it was good. How wonderful it was for the land to be filled with creatures, wriggling, digging, leaping and climbing all over the land of God's

beautiful world!

The earth was abuzz with life, but the LORD was still not through with His Day Six creations. Now it was time for Him to create one last creature: the creature He had in mind as He created everything else in the world. A creature so special, that it would be unlike the rest. This one would not simply be made after its own kind, as God had made the others. This creature would be made in God's own image!

Created in God's own image? What in the world does that mean?! It means God would make this creature to be a bit like Himself. God was going to make this creature with a mind that could create things and think about things a bit like His great mind. This creature would be able to look at everything God created and know that God created it, like God could. This creature could rule over other creatures and care for them, a little bit like God rules and cares for everything. This creature would be able to know the difference between good and evil—and choose one over the other. And most amazing of all, this creature would have an everlasting spirit—a soul that would never die, a bit like God's great, eternal Spirit. With this spirit, this creature could know and love God. Wow! What a creature, this last one was to be!

Do you know who is this last creature? Was it the dog? The buffalo? Maybe the elephant? No, of course not! It was people! That's right! People were God's most special creation, made on Day Six.

So the LORD said: "Let us make man in our image, in our likeness, and let them rule over the fish of the sea and the birds of the air, over the livestock, over all the earth, and over all the creatures that move along the ground. The LORD God formed the man from the dust

**Story-telling Tips****Ahead of time:**

1. Read the Bible verses and story. Pray!
2. Create story cue cards on index cards (or highlight text).
3. Practice telling story dramatically, timing your presentation. Shorten, if necessary to fit your allotted time.
4. Decorate area with story props that help bring your story alive.

**During your presentation:**

1. Maintain as much eye contact as possible as you tell the story. Point to/use props at important points in the story. Include the kids in your story with a few questions about what they think will happen or words/concepts that might be new to them.
2. Watch the kids for signs that their attention span has been reached. Shorten, if necessary.

of the ground and breathed into his nostrils the breath of life, and the man became a living being.” (Genesis 1:26-27; 2:7, NIV 1984)

God had made man special and now He would make a special place for him to begin life. The other creatures built their own nests or dug their own holes, but God, Himself, made a special home for man. He planted a garden in the east, in a place He called Eden; and there He put the man he had formed. And the LORD God made all kinds of trees grow out of the ground—trees that were beautiful to look at and delicious for eating. In the middle of the garden were the tree of life and the tree of the knowledge of good and evil. A river watering the garden flowed from Eden and the lands around it.

The LORD God took the man and put him in the Garden of Eden to work it and take care of it. And the LORD God commanded the man, “You are free to eat from any tree in the garden; but you must not eat from the tree of the knowledge of good and evil, for when you eat of it you will surely die.” (Genesis 2:8-10, 15-17, NIV 1984)

What a lot had happened since the dawn of Day Six! God had created land animals, then He had created man. Now He made him a home with food, shelter and water. It seemed like everything the man would need. But it wasn’t. God still had one more very, very special something to create for the man—or I guess I should say someONE. Can you guess who it was?

Let’s hear.” The LORD God said, ‘It is not good for the man to be alone. I will make a helper suitable for him.’ Now the LORD God had formed out of the ground all the beasts of the field and all the birds of the air. He brought them to the man to see what he would name them; and whatever the man called each living creature, that was its name. So the man gave names to all the livestock, the birds of the air and all the beasts of the field. But for Adam no suitable helper was found.” (Genesis 2:18-20, NIV 1984)

As all these creatures paraded before him, Adam saw beautiful animals that would be lovely to look at; strong animals who could help him with his work; soft animals who would be nice to touch and snuggle with; and birds whose melodious voices would be soothing to listen to. But none of them was the right helper Adam needed. None of them had an everlasting spirit inside

their bodies. They didn’t have minds and hearts that could know, love and have fellowship with God and with others. They couldn’t look around at all of creation and see how it reflected God’s glory. They couldn’t know right and wrong, as Adam could.

“So the LORD God caused the man to fall into a deep sleep; and while he was sleeping, he took one of the man’s ribs and closed up the place with flesh. Then the LORD God made a woman from the rib he had taken out of the man, and he brought her to the man.” (Genesis 2:21-22, NIV)

Adam looked in amazement at this special creature. She looked like him, and yet she was very different, too. God had made her beautiful, strong, soft. He gave her a sweet, melodious voice. Best of all, she had an everlasting spirit inside her body. She had a mind and heart like Adam, which could know, love and have fellowship with God and others. Adam could share with her all of God’s creations and enjoy how it reflected His glory. She could know right and wrong. This was the helper Adam was looking for!

“The man said, “This is now bone of my bones and flesh of my flesh; she shall be called ‘woman,’ for she was taken out of man.” (Genesis 2:23, NIV 1984) Right then and there, they were married and began their wonderful life together in complete purity and honesty.

“So God created man in his own image, in the image of God he created him; male and female he created them. God blessed them and said to them, “Be fruitful and increase in number; fill the earth and subdue it. Rule over the fish of the sea and the birds of the air and over every living creature that moves on the ground.” Then God said, “I give you every seed-bearing plant on the face of the whole earth and every tree that has fruit with seed in it. They will be yours for food. And to all the beasts of the earth and all the birds of the air and all the creatures that move on the ground—everything that has the breath of life in it—I give every green plant for food.” And it was so. (Genesis 2:27-30, NIV)

Dawn of Day Six had long passed. Now the sun was setting deep in the west. Its warm rays were growing dim and the twinkling stars were beginning to show their faces from under the dark blanket of outer space once more. Animals of every kind nestled down for

their first night in their newly-made dens. Birds roosted in the trees. And the man and the woman—Adam and Eve—were in their special garden, enjoying perfect fellowship with God and with each other, and delighting in the display of God's glory in His wonderful creations all around them.

God looked at all He made and said it was very good. It was completely delightful. It was pure and perfect. There was nothing that needed to be improved or changed. It was ready for His plans. "And there was evening, and there was morning—the sixth day."

### Cracking the Case:

**It's time to answer our Case Questions.**

- 1. Who was designed differently?** People.
- 2. What made them definitely different from everything else?** What did this difference mean they could do? God made them with a spirit that lives forever. With this spirit, they could know and love God in a way nothing else could.

### Something For You and Me

**Our Bible Truth is: God Created People Perfectly Good in the Beginning**

**Our Bible Verse is: Genesis 1:26-28**

Then God said, "Let us make man in our image, in our likeness..." So God created man in his own image, in the image of God he created him; male and female he created them. God blessed them and said to them, "Be fruitful and increase in number; fill the earth and subdue it. Rule over the fish of the sea and the birds of the air and over every living creature that moves on the ground."

Isn't amazing to think about the special ways the Lord made us humans?! He made millions of creatures to fill this earth, yet we alone did He make in His own image. We alone can know Him, love Him and have fellowship with Him. We alone can look around at creation and see how it Let's ask Him to use the special minds He gave us to learn about Him, to see His glory reflected in His creation and to rule well over the creatures of the earth.

Yet, there is a problem that all people have that Adam and Eve did not have on that first day. Since that most wonderful, most perfect of time, all people have chosen to disobey God. They have broken the perfect

fellowship that we were made to have with God. And now, we deserve God's punishment for our sins. But there is hope, isn't there? Why? Because God sent His Son Jesus to live a perfect life and offer up His life as the perfect sacrifice for the sins of all who will ever turn away from their sins and trust in Jesus as their Savior.

Let's pray right now and ask God to work in our hearts, that we might turn away from our sins and trust Jesus as our Savior. Let's praise Him for being the great Creator who gave us hearts to know and love Him and who sent Jesus that we might know and love Him, even today.

*Close in prayer.*

### Closing ACTS Prayer

**A** God, we praise You for being our Creator and the Giver of the spirit inside us so that we might know and love You.

**C** God, we confess that many times we don't want to know, love or obey You.. Many times we want to do what we want to do—even if it is wrong. We need a Savior!

**T** God, we thank You that for the spirit You gave each of us to know and love You.

**S** God, work in our hearts! Help us to turn away from our sins and trust in Jesus as our Savior. Create in us a new heart, that knows You and loves You, as You created us to.

### Special Words

**Spirit:** Spirit is the something special that God put inside every human so they can know and love Him. It is invisible, but it is there, in each of us. God is spirit. He gave us a spirit, a bit like His glorious spirit, so that we can know and love Him. This spirit is the part of us that never dies, not even when our bodies die.

# **ACTS PRAYER ACTIVITY**

Use this sheet to write down your ACTS Prayer

## **Instructions:**

Use this sheet to help the children apply the Bible Truth into a prayer. You can use the ACTS provided or even better, have the kids think of their own applications. Also have the children add their personal requests to the prayer, too. Lead the children in the prayer or let them pray sections, with your help. Never force a child to pray! Non-readers can participate by you whispering a section of the prayer into their ear and allowing them to pray it aloud for the group.

## **ADORATION:**

God, we praise for being our good Creator.

God, we praise You for being.....

---

Add your own Adorations:

---

---

## **CONFESSION:**

We confess that though we are made in Your image, with a spirit to know and love You, we often choose to not know or love You. We need a Savior!

God, we have sinned against You....

---

Add your own Confessions:

---

---

## **THANKSGIVING:**

Thank You, God for making us in Your image that we can know and love You. This is a special gift that You gave to none other of the earthly creations.

God, we thank You for...

---

Add your own Thanksgivings:

---

---

## **SUPPLICATION:**

God, work in our hearts that we might love, know and obey You, as You created us to, know Him and obey Him as we were created to. Work in our hearts, that we might turn away from our sins and trust in Jesus as our Savior.

God, we need Your help...

Add your own Supplication:

---

---

---

---

## **SNEAKY SNACK**

Can you figure out how this snack ties in with our case?

---

### **Snack: Man-wich and Woman-wich**

Man and woman cookie cutter sandwiches. Use 'gingerbread' man and woman cookie cutters to cut "Adam" and "Eve" out of sandwich bread. Fill with peanut butter and jelly, cream cheese, butter, or other filling. OR Buy sugar cookie dough from refrigerator section of grocery store or make gingerbread (looks more 'earthly' colored) and make man and woman cookies, instead. You might also want to add a little garnish to stand for the spirit that God gave us, such as a little dollop of whipped cream, jelly, etc. Think about serving milk, if you serve cookies, to minimize effects of sugar on the children.

This is only a suggestion. Feel free to modify. Be mindful of allergy issues among your children!

**Case Tie-in:** In the beginning, God created people in His own image. He made them special, with a spirit to know and love Him.

---

## **SOUL FOOD**

Food for thought during snack time

---

### 1. What does the snack have to do with the story?

Choose a few questions from the other activity discussion sheets to talk about during this snack time.

2.

---

---

3.

---

---

4.

---

---

5.

---

---

6.

---

---

7.

---

---



Directions: Read and discuss Bible Truth, using a FEW of the questions. Play game. Feel free to modify the game to fit your children.

### **God Created People Perfectly Good in the Beginning**

People were God's last creation when He created the world. In some ways, God made people like the other earthly creatures. He gave them wonderful, perfect bodies. They were just right for all He wanted them to do and to be--just like He had done for the other creatures.

But in another way, God made people very different from everything else. You see, God created the other creatures after their own kind, but God chose to make people in His own image.

They were to be a one-of-a-kind reflection of who He is. So God gave to them alone a mind that could learn about the world and see how it showed what He was like--a bit like His great mind. And, He gave them alone a everlasting spirit that could know and love Him and each other--a bit like His Spirit. And because God created them good, they could know and love Him and each other without any sin or sadness. How wonderful that must have been!

God put these first people He made--Adam and Eve-- in charge of the earth. They and their children were to enjoy it, care for the creatures in it, explore it and fill it with people until they made all of it their home.

### **Understanding the Bible Truth**

1. Who did God create last? *People.*
2. How did God make people like the other earthly creatures? *He gave them wonderful, perfect bodies, just right for all He wanted them to do and to be.*
3. Who did God create the other creatures after? *Their own kind.*
4. In whose image did God make people? *In God's image. A one-of-a-kind reflection of who He is.*
5. What does it mean that they were made in God's image? *God gave to people alone a mind that could learn about the world and see how it showed what He was like--a bit like His great mind. And, He gave them alone a everlasting spirit that could know and love Him and each other--a bit like His Spirit.*
6. What was different about how Adam and Eve could know and love each other and God from the way we can today? *They could know and love God and each without any sin or sadness because they had not disobeyed God (yet).*
7. What did He tell humans to do? *God put people in charge of the earth. They were to enjoy it, care for the creatures in it, explore it and fill it with people until they made all of it their home.*

### **Bible Truth Story Connection Questions**

1. What does our story have to do with our Bible Truth? *It is the story of how God created humans special, in His own image.*
2. What was different in how God created humans and how He created the other animals? *More directly 'hand-made' by God; breathed breath into his nostrils; made in His own image; woman made from rib of man; spoke to humans with words; and gave them jobs to do; they could know and love Him; etc.*

### **Bible Verse Connection Question**

1. What does our Bible Truth have to do with our **Bible Verse: Genesis 1:26-28**: "Then God said, "Let us make man in our image, in our likeness..." So God created man in his own image, in the image of God he created him; male and female he created them. God blessed them and said to them, "Be fruitful and increase in number; fill the earth and subdue it. Rule over the fish of the sea and the birds of the air and over every living creature that moves on the ground."?

*They tell us that God made people special by making them, alone, in His own image.*

### **Life Application Questions**

1. What did God create you to do and to be? *To know and love Him; to enjoy seeing Him reflected in His creation; to rule over/take care of whatever earthly creatures He puts in your care.*
2. What is the first step in loving and knowing God for each of us? *To turn from our sins, confess them to God, and trust in Jesus as our own Savior.*

**ACTS Questions**

1. What is something we can praise God for from this Bible Truth? *For being our Creator.*
2. What is something we can confess to God from this Bible Truth? *Confess that though made in the image of God so that we can have the delight of knowing and loving God, we many times we choose to not know or love Him. We deserve His punishment. We need a Savior!*
3. What is something we can thank God for from this Bible Truth? *Thank God for making us in His image so that we can know and love Him, unlike any of His other earthly creations.*
4. What is something we can ask God for from this Bible Truth? *Ask God to work in our rebellious hearts that we might love Him, know Him and obey Him as we were created to. Ask Him to help us to turn away from our sins and trust in Jesus as our Savior.*

**The Gospel**

God created people good in the beginning, but we have all sinned against God. We deserve His eternal punishment, now instead of wonderful fellowship with Him. Is there any hope for us? What is the gospel?

*God is the good Creator and King of the world. He made people to worship Him and live by His good laws. But we are all sinners who've rebelled against Him. We all deserve death--God's just, eternal punishment for our sins. How terrible! But God has good news for us. In His great mercy, God sent His Son, Jesus to earth as a man to save sinners. He lived the perfect life that pleases God. (He's the only one who's ever done that!) He offered it up to God His Father as the perfect sacrifice for sins when He suffered and died on the cross. Then, on the third day, Jesus rose from the dead in victory. He had fully paid for the sins of God's people, so they wouldn't have to! Now all who turn away from their sins and trust in Jesus as their Savior will receive forgiveness of sins and eternal life with God. They will be His very own special people who will know Him and enjoy Him forever. We can be God's people, too, if we turn from our sins and trust in Jesus as our own Savior.*



## Game: Beanbag Scramble

### Materials

Beanbags, enough for all the children, minus 1  
Drum, guitar or just your hands!  
Tape  
Small bowl or bag  
Bible Truth Questions

### Preparing the Game

1. Choose 20+ questions for your game from the Bible Truth Discussion Questions, or make up your own.
2. Write the Bible Truth questions on small thin strips of paper (or make a photocopy of the Bible Truth Discussion Questions and simply cut them into strips) and put them in the bag/bowl.

### Playing the Game

Beanbags are placed in a circle on the floor, with children forming a circle just outside the beanbags. Tell the children that you will beat a beat on the drum, strum a strum on the guitar, or clap your hands and they are to march to the beat. As the beat gets faster, they march faster. As it gets slower, they march slower, etc. Suddenly stop the music and the children scramble for the beanbags. The child who has no beanbag picks a question for the class to answer.

Game continues as number of questions, time, and attention span allow.

### Optional TAKING IT TO OTHERS Activity: Quiz Questions

Have the children choose a few of the questions from the game to ask the parents/other children during TAKING IT TO OTHERS time. Help pre-readers by whispering the question in their ear and letting them ask it aloud to the parents/other children. Make sure you read the Bible verse aloud before you ask your questions.

Directions:

1. Write words to song in large print before class.
2. Play the song for the children, helping them follow along on the song sheet.
3. Discuss the song, using a few questions from the discussion sheet. *Don't use them all!*
4. Introduce sign language for key words of your choice from sign language sheet for your song. Use as few or as many as you think the children can learn.
5. Sing and sign the song. Sign language as well as large format lyrics and sheet music are found in the PFI Unit Songbook or online.
6. If desired, play the Song Game.

**Optional TAKING IT TO OTHERS Activity: Presenting and Singing the Song**

1. Sing and sign the song, encouraging the watching children/parents to join in.
2. Ask the class some of the questions listed below. The Bible Truth Connection Question is particularly good to help them understand how the song ties in with the Bible Truth.

**All People that on Earth Do Dwell**

**Verse 1**

All people that on earth do dwell,  
Sing to the Lord with cheerful voice;  
Him serve with fear, His praise forthtell;  
Come ye before Him and rejoice.

**Verse 2**

The Lord, ye know, is God indeed,  
Without our aid He did us make;  
We are His folk, He doth us feed,  
And for His sheep He doth us take.

Listen to it on PFI NIV Songs 5, Tracks 10,11

**Understanding the Song**

1. Who is this song addressed to? *All people living on the earth.*
2. What are 4 things we are urged to do? *Sing to the Lord with cheerful voice; serve Him with fear; forthtell His praise; come before Him and rejoice.*
3. Why should we sing with cheerful voice and come before Him and rejoice? *Because He is our Creator & we all owe Him our life. We should be thankful He created us so well; and thankful that after we rebelled against Him, He chose to send Jesus to save us from our sins.*
4. What does it mean to serve God with fear? Why should we? *To show proper respect for Him as our great Creator. We should fear Him because we owe everything to Him. We wouldn't exist without Him.*
5. What does it mean to "forthtell" praise"? *To praise God's name to others, that they might know how great He is, too.*
6. How did the Lord make us? *By His own will and power. Without our help.*
7. How are humans "His folk"? *We are all His creations.*
8. How are God's people His folk in a different way from other humans? *God's own people are all those who turn from their sins and trust in Jesus as their Savior. To these, He makes special promises of protection and care in this life and of eternal life with Him in heaven after they die.*
9. What does it mean that He takes us for His sheep? *Sheep is a nickname God uses for His very own people. Sheep need a shepherd to protect them from danger, lead them to good food and shelter. Shepherds love their sheep and are even willing to give up their own life to protect them. God is like the shepherd for His own people. He is called the "Good Shepherd" because He was willing to give up His own life for His people.*

**Bible Truth Connection Question**

1. How does this song relate to our **Bible Truth: God Created People Perfectly Good in the Beginning**? *All peoples of the earth should serve and praise the Lord because He is their Creator.*

**Story Connection**

1. How does this song relate to our story? *In the beginning, God created humans in His image, without any of their aid. Adam and Eve enjoyed perfect fellowship w/ God. They sang and praised His name for all His glory reflected in creation around them. They served Him in perfect fear, since they were not sinners. They were His special "folk". They fed from the fruit in the garden He made for them. They knew His perfect and tender care for them, just like sheep with their beloved shepherd.*

**Bible Verse Connection Question**

1. What does this hymn have to do with our Bible Verse: **Genesis 1:26-27**: "Then God said, "Let us make man in our image, in our likeness..." So God created man in his own image, in the image of God he created him; male and female he created them. God blessed them and said to them, "Be fruitful and increase in number; fill the earth and subdue it. Rule over the fish of the sea and the birds of the air and over every living creature that moves on the ground."?

*This song encourages all people to sing to the Lord because He is their Creator. He made all people in His own image to praise Him and know Him in a special way. He is completely worthy of all their praise. He made them without their aid and continues to care for their needs with His good gifts. He calls all people to be His people—those who have turned from their sins and trusted in Jesus as their own Savior.*

**Life Application Questions**

1. How can God's people be affected by the message of this song? *They can praise God for not just creating them, but providing for their every need, every day, so that they stay alive. They can ask God to help them to know and love Him more as they look at His creations. They can ask Him to make them more grateful for all He is and gives them each day.*
2. How can we become God's "folk", His people? *By turning away from our sins and trusting in Jesus as our Savior.*

**ACTS Questions**

1. What is something we can praise God for from this hymn? *For being the God who made us.*
2. What are sins we can confess to God from this hymn? *That many times we do not want to be the sheep of His pasture who He cares for. Many times we want to do things our own way, instead of having to obey Him. We all deserve His eternal punishment. We need a Savior!*
3. What is something we can thank God for from this hymn?  
*We can thank Him that though we deserve to never be His people because of our sins against Him, that He sent Jesus to save all who turn from their sins and trust in Him as their Savior.*
4. What is something we can ask God for from this hymn? *To take care of us like the sheep of His pasture. To make us His own, dear people. To work in our hearts that we might want to turn to Him and trust in Jesus; that we might want to know, love and obey Him.*

**Life Application Questions**

1. How can God's people be affected by the message of this song? *They can praise God for creating them in His image with a spirit that will never die, with minds and hearts to know and love Him. They can ask Him to help them fear Him in everything they do, think and say. They can thank Him for making them His special sheep, His folk, He takes special care of.*
2. How can we become God's people? *By turning away from our sins and trusting in Jesus as our Savior.*

**Gospel Question**

1. God is the creator of everything. He created us to worship Him and thank Him for His care, but we have all chosen to turn away from Him and disobey Him and His good ways. Is there any hope for us? What is the gospel?

*God is the good Creator and King of the world. He made people to worship Him and live by His good laws. But we are all sinners who have rebelled against Him. We all deserve death--God's just, eternal punishment for our sins. How terrible! But God has good news for us. In His great mercy, God sent His Son Jesus to earth to save sinners. Yes, Jesus, the perfect Son of God, left His home in heaven and became a man. He lived the perfect life that pleases God. (He's the only one who has ever done that!) He offered it up to God His Father as the perfect sacrifice for sins when He suffered and died on the cross. Then, on the third day, Jesus rose from the dead in victory. He had fully paid for the sins of God's people, so they wouldn't have to! Now all who turn away from their sins and trust in Jesus as their Savior will receive forgiveness of sins and eternal life with God. They will be His very own special people who will know Him and enjoy Him forever. We can be God's people, too, if we turn from our sins and trust in Jesus as our own Savior.*

## Song Game: Pass the Secret Sign

### Materials

Sign Language signs used in song, particularly choose words with important meanings you want the children to learn, such as “grace”, “redeem”, etc.

Bag or bowl

Blindfold

### Preparing the Game

1. Cut out signs and put in bowl.

### Playing the Game

1. Practice the song and signs until the children know them well.
2. Have all the children stand in a tight circle, except one, “It.” who will stand in the middle of the circle, blindfolded.
3. Have the children in the circle to put their hands behind their backs. Choose a sign from the bag and hand to a child in the circle, still keeping hands behind their backs, not looking at the sign.
4. When “It” says “Pass the Secret Sign”, the children will begin to pass the sign around behind their backs.
5. When “It” says “Stop the Passing!” the child who has the sign freezes with the sign behind his back.
6. The child with the sign brings it around and looks at it. You can help the child practice the sign.
7. Then take the blindfold off of “It”, watch the child with the card do the sign, then have “It” guess the name of the sign. (If desired, “It” can ask another child in the circle for help with their guess.)
8. The holder of the sign then becomes “It.” Sing the song with all the signs, then repeat.

choose a FEW questions for discussion, then choose the game and/or music activity

**Bible Truth 2 BIBLE VERSE****Meditation Version: Genesis 1:26-27**

Then God said, "Let us make man in our image, in our likeness...." So God created man in his own image, in the image of God he created him; male and female he created them. God blessed them and said to them, "Be fruitful and increase in number; fill the earth and subdue it. Rule over the fish of the sea and the birds of the air and over every living creature that moves on the ground."

**Alternate Memory Version: Genesis 1:26-27**

"Then God said, "Let us make man in our image, in our likeness...." So God created man in his own image, in the image of God he created him; male and female he created them."

**Understanding the Bible Verse**

1. Why did God say let US make man in OUR own image? *God the Father was speaking to God the Son and the Holy Spirit.*
2. In whose image did God make humans? *In His own image.*
3. What does man mean: just men or men and women? *Men and women.*
4. What does it mean that God make humans in His own image, His own likeness? *It does not mean that humans look just like God or have powers just like God. It means that God gave humans some characteristics that are a special reflection of Him, unlike any of the other earthly creatures he made. He also gave people minds and hearts that could know and love Him and others. He gave them a spirit that does not die. They can know right from wrong.*
5. Who did God give humans to rule over? *The earth and all the earthly creatures.*
6. What did God tell humans to do? *Have lots of children and fill the earth. Care for it and its creatures. Enjoy, explore and conquer the whole earth, making it all their home.*

**Bible Truth Connection Question**

1. What does this verse have to do with the **Bible Truth: God Created People Perfectly Good in the Beginning?** *These verses tell us how God created people good in the beginning and the job He gave them to do.*

**Story Connection Questions**

1. How does these verses relate to our story? *They tell us that God made humans in His own image and the work He gave us to do.*

**Life Application Questions**

1. How has God called you even today to rule over and subdue part of His creation? *Various answers: Work hard in school to learn about the world. Take care of nature, work a garden, take care of pets, etc. Enjoy the world and explore it, looking for how it reflects the wonderful God who made it all.*
2. What is something God wants you to do because you are made in His image? *Know and love Him. Look for His glory in creation and praise Him for what you see.*
3. How can we know and love God? *We must turn away from our sins, confess them to God, and trust in Jesus as our own Savior. If we do, He will forgive our sins and make us His dearly loved people. He will fill us with His Holy Spirit who works in our hearts, helping us to know and love God.*

**ACTS Questions**

1. What is something we can praise God for from this Bible verse? *The LORD is our Good Creator.*
2. What is something we can confess to God from this Bible verse? *That many times we act like He is not our Creator. We want to do things our own ways instead of obeying Him and His good ways. We deserve His eternal punishment! We need a Savior!*
3. What is something we can thank God for from this Bible verse? *We can thank God for making us in His image so that we can know Him and we can see what He is like in the world around us. We can thank Him for things we learn and enjoy in the world, as we explore it.*
4. What is something we can ask God for from this Bible verse? *To do a good job of caring of ruling over this world He's given to us. To help us see Him in all the wonderful things He's made. And, to work in our hearts that we would turn away from our sins and trust Jesus as our Savior. That we might have His Holy Spirit create a new heart in us so that we can know special closeness with Him, the way He created us to have.*

**The Gospel**

1. God is our Creator, but we have all chosen to turn away from Him and disobey Him and His good ways. Is there any hope for us? What is the gospel?  
*God is the good Creator and King of the world. He made people to worship Him and live by His good laws. But we are all sinners who have rebelled against Him. We all deserve death--God's just, eternal punishment for our sins. How terrible! But God has good news for us. In His great mercy, God sent His Son Jesus to earth to save sinners. Yes, Jesus, the perfect Son of God, left His home in heaven and became a man. He lived the perfect life that pleases God. (He's the only one who has ever done that!) He offered it up to God His Father as the perfect sacrifice for sins when He suffered and died on the cross. Then, on the third day, Jesus rose from the dead in victory. He had fully paid for the sins of God's people, so they wouldn't have to! Now all who turn away from their sins and trust in Jesus as their Savior will receive forgiveness of sins and eternal life with God. They will be His very own special people who will know Him and enjoy Him forever. We can be God's people, too, if we turn from our sins and trust in Jesus as our own Savior.*

## Game: Who's Got the Penny?

### Materials

Verse written up in large print so that all can see  
a Penny or other small object

### Preparing the Game

None.

### Learning the Verse

Some or all of your children may be non- or early readers. Teach the verse in sections, having them say it after you. Repeat a few times. Add clapping or other movement as they say it.

### Directions

1. If desired, lead the children in a discussion of a **FEW** of the most important questions before beginning game.
2. Explain the game to them as follows:

Have the children spread out in a circle. Explain to them that you are the Penny Detective and you have come to find the missing penny. Have everyone say the verse together. Blindfold yourself, count to 10, while the children quietly and quickly pass the penny around the circle. At the count of 10, tell the child who has the penny to hold onto. Take off the blindfold and tell them that you have 2/3 guesses to guess who has the penny. If you guess correctly, then the child who has the penny says the verse, and you will stay the Penny Detective. If you did not guess correctly, then you have to say the verse and the person with the penny identifies himself and becomes the new Penny Detective. Everyone says the verse together, then repeat. (All players can have one other person help them say the verse, if desired.)

Game continues until all children get to be the Penny Detective, or as time and attention span allow.

### Optional TAKING IT TO OTHERS Activity: Quiz Questions

Have the children choose a few of the questions from the game to ask the parents/other children during TAKING IT TO OTHERS time. Help pre-readers by whispering the question in their ear and letting them ask it aloud to the parents/other children. Make sure you read the Bible verse aloud before you ask your questions.



Directions:

1. Write words to song in large print before class.
2. Play the song for the children, helping them follow along on the song sheet.
3. Discuss the song, using a few questions from the discussion sheet. *Don't use them all!*
4. Introduce sign language for key words of your choice from sign language sheet for your song. Use as few or as many as you think the children can learn.
5. Sing and sign the song. Sign language as well as large format lyrics and sheet music are found in the PFI Unit Songbook or online.
6. If desired, play the Song Game.

**Optional TAKING IT TO OTHERS Activity: Presenting and Singing the Song**

1. Sing and sign the song, encouraging the watching children/parents to join in.
2. Ask the class some of the questions listed below. The Bible Truth Connection Question is particularly good to help them understand how the verse ties in with the Bible Truth.

**Then God Said**

Then God said, "Let us make man,  
Let us make man in our own image."  
Then God said, "Let us make man,  
Let us make man in our own image."  
Male and female, He created them,  
Male and female, He created them.

Then God said, "Let us make man,  
Let us make man in our own image."  
Then God said, "Let us make man,  
Let us make man in our own image."

Listen to it on PFI NIV Songs 5, Track 12

## Song Game: Mimic Me!

### Materials

Sign Language  
Song

### Preparing the Game

None.

### Playing the Game

1. Practice the song and signs until the children know them well. Choose a person to be the leader and let them decide upon an action for everyone to do as they sing the song, such as jump on one foot, etc.
2. Sing the song while doing the chosen action.
3. Select another child to be the leader.
4. If desired, you can choose a different action for different important words in the song, such as jump on one foot when you sing the word "grace", but clap your hands when you sing the word "Jesus". Ask the children the meaning of each of the words before adding in their action.

Game continues as number of questions, time, and attention span allow.

Directions: Read and discuss Bible Truth, using a FEW of the questions. Play game. Feel free to modify the game to fit your children.

### General Story Questions

1. What had God already made before Day Six? *Everything but earthly animals and humans.*
2. Why were field plants still just seeds in the ground? *God had not yet made someone to work the land.*
3. What did the LORD command the land to produce? *Living creatures that crawl, wild animals and farm animals, each according to their own kind.*
4. What did God call all the animals He made? Why? *Good. Because they were all made exactly as He planned them to be.*
5. In whose image did God make humans? *In His image.*
6. What does it mean that humans were made in God's image? *Humans were a special reflection of God, unlike any of the other creatures. He had a mind and heart that could love and know God and others. He had an everlasting spirit. He could see how God's glory was reflected in creation. He could know right from wrong.*
7. What did God make man's body from? *The "dust" of the earth.*
8. How did God give man the breath of life? *Breathed it into his nostrils.*
9. Where did God put man when He made him? *The Garden of Eden.*
10. What was the Garden of Eden like? *In the east; trees pretty to look at and good for food. The Tree of the Knowledge of Good and Evil, and the Tree of Life in the middle. A river ran through it and watered it.*
11. What did the Lord tell man to do in the Garden of Eden? *Enjoy it and take care of it. Eat from any of the plants except the Tree of the Knowledge of Good and Evil.*
12. From what creatures did Adam look for a suitable helper? *The birds and the animals.*
13. What did God have Adam do for the birds and animals? *As he looked for a suitable helper, he gave them each names.*
14. Why weren't any of the birds and animals a suitable helper for Adam? *None were made in God's image. They were made after their own kind. None had a mind and spirit that could know and love God and others.*
15. How did God make woman? *From the rib of Adam.*
16. What did God tell the man and woman to do? *Have children, fill the earth, subdue and conquer it, rule over the creatures of the earth.*
17. What did God call all of creation? *Very good.*

### Bible Truth Connection Questions

1. What does this story have to do with our **Bible Truth: God Created People Perfectly Good in the Beginning?** *This is the story of how God created man and woman in His own image in the beginning.*

### Bible Verse Connection Question

1. What does the story have to do with our **Bible Verse: Genesis 1:26-28:** "Then God said, "Let us make man in our image, in our likeness..." So God created man in his own image, in the image of God he created him; male and female he created them. God blessed them and said to them, "Be fruitful and increase in number; fill the earth and subdue it. Rule over the fish of the sea and the birds of the air and over every living creature that moves on the ground."?

*They tell us how God created us good in the beginning. They tell us that God created us in His image, with a spirit, so that we can know and love Him.*

### Life Application Questions

1. Choose something about humans and tell how it shows we are made in God's image.
2. Why should we be careful in how we treat nature? *Because God commanded us to take care of it.*
3. What did God create in each of us to know Him and love Him? *A spirit.*
4. How can we know God as He wants us to know Him? *By turning from our sins and trusting in Jesus as our own Savior.*

**ACTS Questions**

1. What's something we can praise God for from this story? *For being our Creator and the Giver of the spirit inside us so that we might know and love Him.*
2. What's something we can confess from this story? *That many times we don't want to know and love God. Many times we want to do what we want to do—even if it is wrong. We need a Savior!*
3. What's something we can thank God for from this story? *For the spirit He gave each of us to know and love Him.*
4. What is something we can ask God for, from this story? *That God would work in our hearts, that we might say sorry for our sins and trust Him as our Savior. That He would create in us new hearts so that we can know Him and love Him, as He created us to.*

**The Gospel**

1. God gave us hearts to know and love Him. Why do we not do that? *Because we are sinners so busy thinking about ourselves and what we want, instead of God and what He wants.*
2. Is there any hope for sinners? What's the gospel?  
*Yes, there is hope! God is the good Creator and King of the world. He made people to worship Him and live by His good laws. But we are all sinners who have rebelled against Him. We all deserve death--God's just, eternal punishment for our sins. How terrible! But God has good news for us. In His great mercy, God sent His Son Jesus to earth to save sinners. Yes, Jesus, the perfect Son of God, left His home in heaven and became a man. He lived the perfect life that pleases God. (He's the only one who has ever done that!) He offered it up to God His Father as the perfect sacrifice for sins when He suffered and died on the cross. Then, on the third day, Jesus rose from the dead in victory. He had fully paid for the sins of God's people, so they wouldn't have to! Now all who turn away from their sins and trust in Jesus as their Savior will receive forgiveness of sins and eternal life with God. They will be His very own special people who will know Him and enjoy Him forever. We can be God's people, too, if we turn from our sins and trust in Jesus as our own Savior.*

## Game: Frisbee Toss 'n Quiz

### Materials

Frisbee  
Paper and Marker  
Masking Tape  
Story Review Questions

### Preparing the Game

1. Choose 20+ questions for your game from the Story Review Discussion Questions, or make up your own.
2. Tape sections on the floor and designate each with a point value that you write on a piece of paper and tape to each section. Make the higher point sections smaller and more difficult to hit; the lower point sections easier. You may even decide to make a target shape.

### Playing the Game

Divide the children into teams. Teams will take turn having one of their members toss the Frisbee into the sectioned areas. A correct answer to a question wins the designated points for the team. If the person is unable to answer the question correctly, the other team can try to answer it for a point.

Game continues until all children get to toss the Frisbee, or as number of questions, time, and attention span allow.

### Non-competitive Option

Don't split into teams. Set a target point number for the group, telling them that together they are going to see how many turns it takes to reach the target number. Have the children take turns tossing the Frisbee. Tally number of turns on a piece of paper. When the target number has been reached, start over and try to reach the target number in fewer turns.

### Optional TAKING IT TO OTHERS Activity: Quiz Questions

Have the children choose a few of the questions from the game to ask the parents/other children during TAKING IT TO OTHERS time. Help pre-readers by whispering the question in their ear and letting them ask it aloud to the parents/other children.

**CASE REPLAY ACTIVITIES**

Use this guide to review the Case Story and act it out for others to enjoy!

**CASE REPLAY, JR: YOUNGEST CHILDREN**

**Description:** The children will act out the story together, everyone doing the same action/sound effect at the same time. This activity is most suitable for kindergarteners.

**Materials**

The Case RePlay, Jr. script for younger children

**Preparation**

1. Read through the script and write in the blanks along the side possible actions/sound effects the children could do to act it out.

**Instructions**

1. Tell the children that they will be re-enacting the story together as you tell it.
2. As you read the script, lead the children in actions/sound effects to do with you.
3. If desired, you can read the script and stop at certain sentences and ask them what a good action/sound effect would be to act out what you just read.
4. Repeat the re-enactment one or two times more.

**CASE REPLAY, SR: OLDER CHILDREN**

**Description:** The children act out the story as a three-scene play. You will narrate it using the Case RePlay, Sr. script and they will act it out (no spoken words, for the most part), with each child assuming a different character's role. This activity is most suitable for first grade and up. You will review the story, then practice it a few times before performing it for others.

**Materials**

The Case RePlay, Sr. script  
White board or other large format paper  
Costumes and props

**Preparation**

1. Prepare for the play by choosing costumes and props for each character in the story. Decorate the area with any scenery props.
2. Write the words "Beginning," "Middle," "End" on a large piece of paper/whiteboard with plenty of space under each heading. You will use this paper to help the children think about the story as a three-scene play, as it is presented in the script.

**Instructions**

1. Tell the children that they will get to act out the story as a three-scene play, with a beginning, middle and end section. Tell them that before they can act it out, they need to think it out. as you narrate it with your script.
2. Take the children's answers as they recount the story, helping them put key incidents in the right order.
3. If desired, when they have filled in their Beginning, Middle, End, read through your whole (real) script, so they hear exactly what you will have them act out.
4. Then tell the children that it's time to practice acting out the story.
5. Assign parts to each child. If you are using costumes, do NOT give them out at this point. They will be a distraction.
6. Have all the children sit on the floor or in chairs on one side of the "stage," then call the characters up in place as their part in the story comes.
7. As you read the script, guide the children in where you want them to move or do to act it out.
8. After going through the whole script once, give out any costumes and props and act out the script once or twice more.

**Optional TAKING IT TO OTHERS Activity: Re-enacting the Story**

Read the script as the children act out together (younger) or assuming different roles (older) as the other children or the parents watch.

**CASE REPLAY, JR--YOUNGER KIDS (KINDERGARTEN) P.2**

Welcome to our play! The name of our story is called: The Case of the Definitely Different Design.

Our story is an Old Testament story. It takes place in the beginning, when the world was created.

And now we present: "The Case of the Definitely Different Design."

**Scene 1:**

**Actions:**

At dawn of Day Six, the world was beautiful. The sun rose, lighting up the mountains, hills and plains. Birds flew in the sky, fish swam in the seas. It was beautiful, but very still and quiet because no creatures yet lived on it. It was waiting for more. Then the LORD commanded the land to produce crawling creatures, farm animals and wild animals and they appeared upon the land. The LORD looked at all He made and called it good. The LORD was not finished creating. He then said, "Let us make man in our image and let them rule over all the living creatures." The LORD formed man from the earth. He breathed breath into his nostrils. He made him in His own image. He gave him a spirit that would never die. He gave him a special mind and heart that could know and love God and others; and, could see how creation reflected God's glory. He could know right from wrong.

---

---

---

---

---

---

---

---

**Scene 2:**

The LORD placed the man, Adam, in the garden of Eden that He had planted. The LORD grew all sorts of trees that were beautiful and good to eat. In the very middle, He put two special trees: the Tree of Life and the Tree of the Knowledge of Good and Evil. A great river watered Eden and flowed out to water other lands. The LORD told Adam to take care of the garden and eat from it, but not to eat from the Tree of the Knowledge of Good and Evil, or else he would die. The LORD still had one more creature to make: a suitable helper for Adam. He brought all the animals and birds to Adam. He named them all, but did not find a suitable helper. None of the other creatures were made in God's image like he was. The LORD caused Adam to fall into a deep sleep. He took a rib from his side and made it into a woman, and then brought her to Adam.

---

---

---

---

---

---

---

---

**Scene 3**

When Adam saw her, he knew this was the helper he was looking for. She was like him, yet different. She was made in God's image, too. Adam named her 'woman', for she was taken out of man and she became Adam's wife (woman sounds like 'out of man' in Hebrew) God told Adam and Eve to fill the earth with children and to explore and conquer all the earth. He made them caretakers and rulers over all the other creatures. He gave them the seed-bearing plants to eat and the green plants for the other creatures to eat. All the creatures settled down to sleep on the evening of Day Six. Adam and Eve enjoyed fellowship with God and each other in the Garden of Eden. God looked at all He created and called it very good.

---

---

---

---

---

---

---

---

The Bible Truth we are learning is: **God Created People Perfectly Good in the Beginning.** This is the story of how God created man and woman perfectly good in the beginning.

---

---

## **CASE REPLAY, SR--OLDER KIDS (1ST GRADE AND UP) P.3**

Welcome to our play! The name of our story is called: The Case of the Definitely Different Design.

Our story is an Old Testament story. It takes place in the beginning, when the world was created.

The characters in our story are: God, the creatures of creation, Adam and Eve.

And now we present: "The Case of the Definitely Different Design."

### **Scene 1: (Beginning)**

At dawn of Day Six, the world was beautiful. The sun rose, lighting up the mountains, hills and plains. Birds flew in the sky, fish swam in the seas. It was beautiful, but very still and quiet because no creatures yet lived on it. It was waiting for more. Then the LORD commanded the land to produce crawling creatures, farm animals and wild animals and they appeared upon the land. The LORD looked at all He made and called it good. The LORD was not finished creating. He then said, "Let us make man in our image and let them rule over all the living creatures." The LORD formed man from the earth. He breathed breath into his nostrils. He made him in His own image. He gave him a spirit that would never die. He gave him a special mind and heart that could know and love God and others; and, could see how creation reflected God's glory. He could know right from wrong.

### **Scene 2: (Middle)**

The LORD placed the man, Adam, in the garden of Eden that He had planted. The LORD grew all sorts of trees that were beautiful and good to eat. In the very middle, He put two special trees: the Tree of Life and the Tree of the Knowledge of Good and Evil. A great river watered Eden and flowed out to water other lands. The LORD told Adam to take care of the garden and eat from it, but not to eat from the Tree of the Knowledge of Good and Evil, or else he would die. The LORD still had one more creature to make: a suitable helper for Adam. He brought all the animals and birds to Adam. He named them all, but did not find a suitable helper. None of the other creatures were made in God's image like he was. The LORD caused Adam to fall into a deep sleep. He took a rib from his side and made it into a woman, and then brought her to Adam.

### **Scene 3: (End)**

When Adam saw her, he knew this was the helper he was looking for. She was like him, yet different. She was made in God's image, too. Adam named her 'woman', for she was taken out of man and she became Adam's wife (woman sounds like 'out of man' in Hebrew) God told Adam and Eve to fill the earth with children and to explore and conquer all the earth. He made them caretakers and rulers over all the other creatures. He gave them the seed-bearing plants to eat and the green plants for the other creatures to eat. All the creatures settled down to sleep on the evening of Day Six. Adam and Eve enjoyed fellowship with God and each other in the Garden of Eden. God looked at all He created and called it very good.

### **Bible Truth Tie-In:**

The Bible Truth we are learning is: **God Created People Perfectly Good in the Beginning.** This is the story of how God created man and woman perfectly good in the beginning.



## Adam and Eve

### Description

Children will a wooden spoon Adam and Eve fellowshiping with God and each other in a cardboard box bottom "Garden of Eden."

### Materials

White posterboard/cardstock OR, a cereal box bottom, one per child.

2 Wooden spoons per child

Jiggly eyes, 2 sets per child

Hair colored yarn or felt

Markers

2 Chenille Pipe Cleaners per child

2 rubber bands per child

Clear Tape

Glue

Scissors or knife

### Preparing the Craft

1. Cut off the bottom 3" of cereal boxes OR: cut 1 of Pattern #1 per child from the poster board/cardstock. Cut on dashed lines, fold on solid lines, and tape up sides with tape.
2. Make two holes as shown on Pattern #1.
3. Copy out of cardstock Pattern #2 for each child. Cut out shape.
4. Put out other supplies.

### Making the Craft

1. Show the sample of the craft you have made.
2. Have children decorate their Garden of Eden, Pattern #2 and attach with glue to front of box shape. Top of Garden will extend above top of box.
3. Have the children wrap a rubber band around each spoon handle until snug and then nudge it up to about ½" from the base of the spoon "head."
4. Have the children make a loop at the end of each pipe cleaner and twist to make hands. Then, place the center of the pipe cleaner just above the rubber band on the spoon. Twist pipe cleaner a few times to secure. Bend arms into a upward/outward curve.
5. Have children decorate their wooden spoon Adam and Eve. Attach jiggly eyes, yarn/felt hair. Use markers to add other facial details.
6. Put the handle ends of the spoons through the holes in the bottom of the box.
7. Adam and Eve can come out of the ground and fellowship with each other in a forward tilting motion or with God in a tilting backwards, look upward motion.

### Making a Bible Truth Connection

Once the children have settled into their craft, use the Bible Truth- Craft Connection Sheet to lead discussion about the craft. Note that most of these questions echo the questions on the case board, providing a review of what the children learned earlier.

### Optional TAKING IT TO OTHERS Activity: Craft Presentation

If you are presenting the craft to other children or parents the children can hold up their crafts (or your model craft) and read their Bible Truth Connection answers to explain the importance of the craft.

**CASE CRAFT****Discussion Guide****Instructions:**

As the children are settled into making their craft, ask them these questions to help them understand the craft's significance. Use the answers provided to guide the children's answers.

**Discussion Questions**

1. On what day did God create people? *Day Six.*
2. What were the names of the first people? *Adam and Eve.*
3. What made the people special? *God gave only to them a spirit to know and love Him. Only to them He gave a spirit that never dies.*
4. What is Bible Truth 2, that we are learning? *God Created People Perfectly Good in the Beginning.*
5. What does our craft have to do with our Bible Truth: God Created People Perfectly Good in the Beginning?  
*God created Adam and Eve with bodies that had no sickness or pain. The spirit He put inside them had no rebellion or sin. They had perfect fellowship with God and each other.*
6. *What can this craft help us remember? Of all creation, God alone gave people the ability and honor of knowing and loving Him*

**TAKING IT TO OTHERS****Craft Presentation****Instructions:**

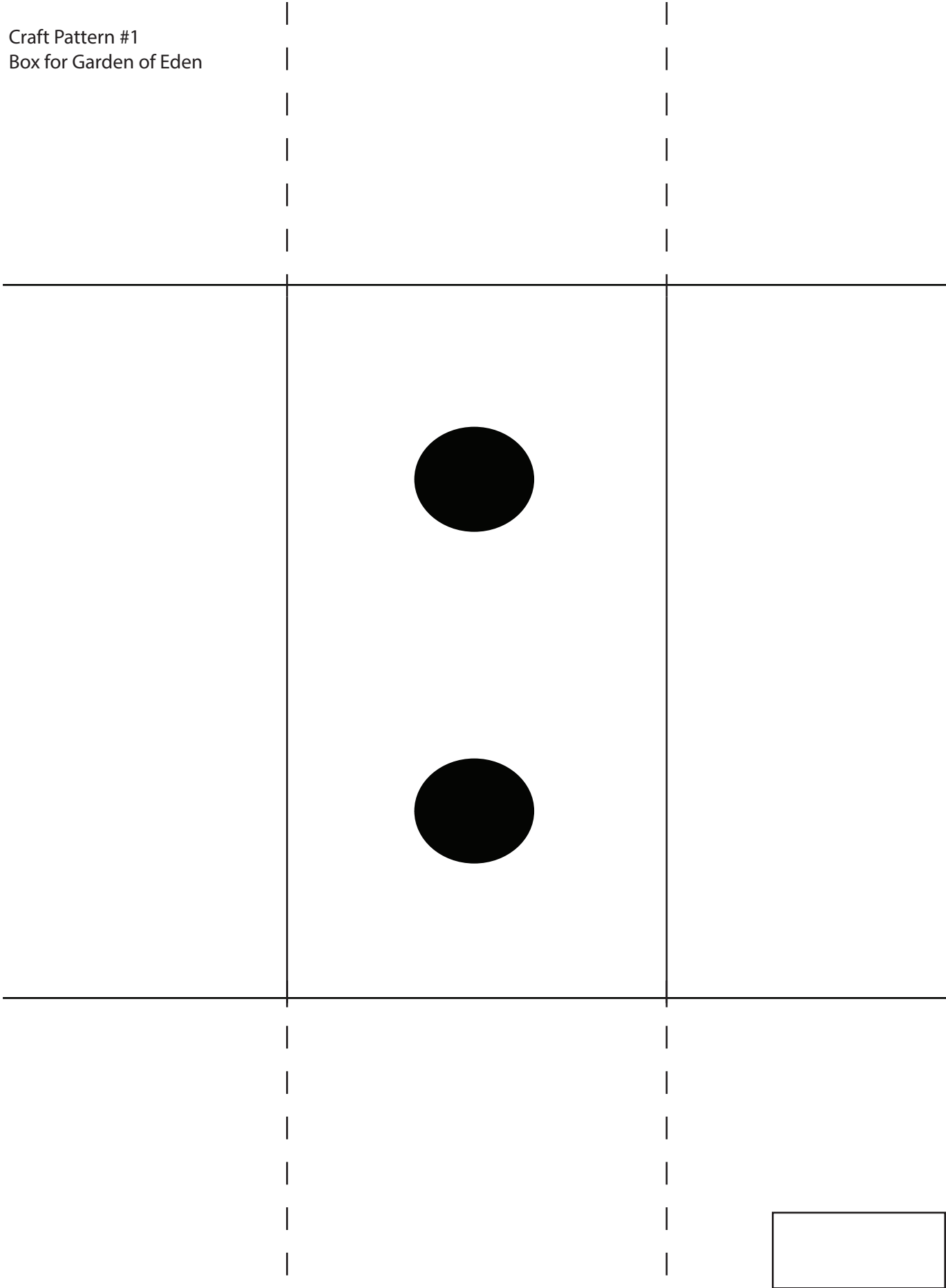
Have children hold up your model craft/their crafts. Choose five children (or you say) the five sections below to explain the craft's importance.

**Presentation:**


1. Our craft is the Universe from Nothing.
2. On the Sixth Day, in the new world He was creating, God made the first people, Adam and Eve, with a spirit that never dies. With this spirit, they would be able to know and love Him.
3. Bible Truth 2 is: God Created People Perfectly Good in the Beginning.
4. God created Adam and Eve with bodies that had no sickness or pain. The spirit He put inside them had no rebellion or sin. They had perfect fellowship with God and each other.
5. Our craft can help us remember that of all creation, God alone gave people the ability and honor of knowing and loving Him

Note: Even non-readers can participate in presenting the craft, if you will whisper what they are to say in their ear and let them say it aloud for the others to hear.

Craft Pattern #1  
Box for Garden of Eden



Craft Pattern #2  
Garden of Eden



**BEFORE CLASS:****1. PICK YOUR PERSON**

VIPPs can be anyone in your church! Typically, they fall into 6 categories: Church staff, Elders, Deacons/deaconesses, Special Volunteers (people who aren't paid, but spend a lot of time helping out in particular ways), Supported Workers (aka missionaries), and Church Members.

**2. GATHER YOUR FACTS**

Use the VIPP Information Sheet to write down the facts about your VIPP. The information on this worksheet is used in the VIPP activities, listed in the "Choose an Activity" section below.

**DURING THE ACTIVITY:****1. INTRODUCE YOUR VIPP**

Introduce your VIPP to the children, using the VIPP Information Sheet. Fill in a set of VIPP Clue Cards with the information for your VIPP. If desired, you can even have the actual person come into class for the children to meet.

Need help describing what someone does for the church in a kid-friendly way? Check out the list of common VIPPs on the Praise Factory website in the PFI resources. There are lots of kid-friendly descriptions for common VIPP's, such as pastors, elders, deacons and a lot more.

**2. PRAY!**

Lead the children in praying for the VIPP. Ask the children if they would like to pray for one of the VIPPs prayer requests. Even non-readers can pray for the VIPP if you whisper the prayer request in the their ear, then let them say it aloud. Never force a child to pray!

**3. CHOOSE AN ACTIVITY**

There are two activities you can use to help the children learn about the VIPP:

**VIPP Clue Cards:** These are nine coloring sheets in which children fill in the nine things they learn about the VIPP from the VIPP Information Sheet. Photocopy a set of each child. Use as few or as many of these Clue Cards as you desire.

**VIPP Game:** This is a game that uses a set of Clue Cards for one or two VIPPs.

Choose a VIPP and fill in his/her information on the VIPP Information Sheet. Fill in a set of VIPP Clue Cards with the information for your VIPP. Tell the children about the VIPP, having them fill in the VIPP Clue Cards with the key facts as they learn them. Write any words the children need to write on a white-board or other piece of paper so they can see how to spell them. Help younger children write these words on their clue cards. Ideas for how to tell the children about many common VIPPs are listed at [praisefactory.org](http://praisefactory.org) with the resources for this Bible Truth.

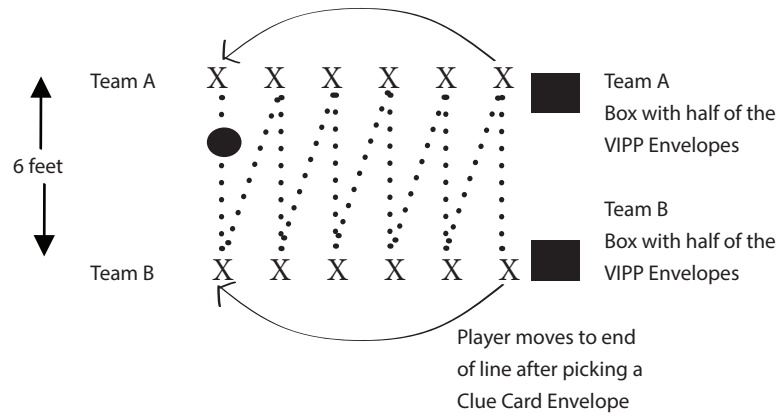
**Optional TAKING IT TO OTHERS Activity: Introduce and Pray for the VIPP**

If you are presenting the VIPP to other children or parents you can assign children to hold up the 10 clue cards and say what each card tells about the VIPP. (Or, you can have the children hold them up as you tell what each one means.) Then lead the children in praying for the VIPP.

## Game: Ball Roll Review

### Materials

Information Sheet for one VIPP  
 2 Set of Clue Cards  
 Ball  
 8 8.5" x 11" Manilla Envelopes  
 Tape  
 Pen and Markers  
 2 Boxes



### Preparing the Game

1. Fill in one set of clue sheets for the VIPP you are using.
2. Tape the other (blank) set of Clue Cards to the outside of the manilla envelopes.
3. Put the filled-in clue cards in the corresponding envelope.
4. Put half the Clue Card Envelopes in one box and the other half in the other box. These are the Team A and Team B Boxes.

### Playing the Game

**Reveal:** Tell the children about the VIPP, showing them your filled-in clue cards as you tell about them.

**Review:** Have the children break into two even groups and sit down on the floor facing each other, with about a 6' spread between the 2 lines (see diagram above). For Round 1, Give the ball to the first child in Team A and have them roll it across to the child on Team B directly across from them. Then, that Team B child rolls it back across to the next child on Team A, etc. all the way down the line to the last child on Team B. The last child to get the ball will then pick a Clue Card envelope out of their team's box. They (or the teacher) will tell the group and the Clue Card category by looking at the picture of the Clue Card on the outside of the envelope. Have the children try to remember the VIPP's answer to the category. If the class gets it right, the category is "retired". If they get it wrong, then it gets put back in the pile of category envelopes. The child who picked the Clue Card, then takes their place at the other end of the line. They begin Round 2 by rolling the ball to the first person on Team A, etc. This time, the ball will end up with the last child in the Team A line. ending with the last child in the other line, who gets up and chooses a clue from their Clue Card box. Continue until all the clues have been chosen/answered correctly.

**VIPP INFORMATION SHEET**

**VIPP NAME:**

\_\_\_\_\_

**WHAT VIPP LOOKS LIKE**

Man or Woman? \_\_\_\_\_

Hair color? \_\_\_\_\_

Eye color? \_\_\_\_\_

**FAVORITE ANIMAL**

\_\_\_\_\_

\_\_\_\_\_

**FAVORITE FOOD**

\_\_\_\_\_

\_\_\_\_\_

**FAVORITE FREE TIME ACTIVITY**

\_\_\_\_\_

\_\_\_\_\_

**WHAT VIPP DOES DURING WEEK**

\_\_\_\_\_

\_\_\_\_\_

\_\_\_\_\_

\_\_\_\_\_

**VIPP GROUP OF SERVICE:**

Church Member

Deacon

Elder

Church Staff

Special Volunteer

Supported Worker  
(Missionary)

**3 WAYS VIPP SERVES CHURCH**

\_\_\_\_\_

\_\_\_\_\_

\_\_\_\_\_

\_\_\_\_\_

\_\_\_\_\_

\_\_\_\_\_

\_\_\_\_\_

\_\_\_\_\_

\_\_\_\_\_

\_\_\_\_\_

\_\_\_\_\_

\_\_\_\_\_

\_\_\_\_\_

\_\_\_\_\_

\_\_\_\_\_

\_\_\_\_\_

\_\_\_\_\_

\_\_\_\_\_

\_\_\_\_\_





## **BIBLE TRUTH 2, LESSON 2: PLANNER/OVERVIEW**

### **GETTING STARTED: Welcome and Opening Songs** (*introduce unit and get kids moving with these songs*)

**Welcome to Praise Factory:** PFI: Praise Factory Investigators Theme Song *PFI NIV Songs 5, Track 1*

**Rules to Help Us Worship God and Love Others:** WoGoLOA Classroom Rules Song *PFI NIV Songs 5, Track 2*

**Big Question Under Investigation:** Big Question 1 Songs *PFI NIV Songs 5, Tracks 3,4*

*Extra Song: The Days of Creation PFI NIV Songs 5, Track 5*

**Big Question Bible Verse:** Genesis 1:31 Song *PFI NIV Songs 5, Track 6*

### **DIGGING DEEP DOWN: Key Concept and Story** (*introduce the Bible Truth and tell the related story*)

**Bible Truth 2:** God Created People Perfectly Good in the Beginning

**Bible Truth Hymn:** All People that on Earth Do Dwell, vs.1,2 *PFI NIV Songs 5, Tracks 10,11*

**Bible Verse:** Genesis 1:26-28

**Bible Verse Song:** Then God Said *PFI NIV Songs 5, Track 12*

**Lesson 2 Story of the Saints Story:** The Case of the Mixed Up Man

### **TAKING ACTION: Response Activities** (*choose from among these activities*)

**Snack and Discussion Planner:** Nduga Sweet Potato and Chicken

**ACTS Prayer:** Prayer Sheet

**Bible Truth Review:** Discussion Questions and Game: Storks

**Bible Truth Hymn:** All People that on Earth Do Dwell, vs.1,2 *PFI NIV Songs 5, Tracks 10,11*

Song, Sign Language and Song Game: Word Take Away **PFI NIV Songs 5 BOOK or ONLINE**

**Bible Verse Review:** Genesis 1:26-28: Discussion Sheet and Game: Puzzling Wall Ball

**Bible Verse Song:** Then God Said *PFI NIV Songs 5, Track 12*

Song, Sign Language and Song Game: Big Voice, Little Voice **PFI NIV Songs 5 BOOK or ONLINE**

**Story Review:** Discussion Questions and Game: Give These to Farmer Brown

**Case RePlay, Jr: Drama Activity for Youngest Children** (children do same story actions together)

**Case RePlay, Sr: Drama Activity for Most Children** (children re-tell story with individual parts)

**Craft:** Aser's Hut

**VIPP (Very Important Prayer Person) Prayer Time:** Coloring Sheets (back of book) & Game: Over, Under & Throw

### **TAKING IT HOME: Take Home Sheet for Review and Family Devotions**

**PFI Pronto:** Bible Truth 2, Lesson 2 **PFI NIV Prontos 5 BOOK or ONLINE**

**The Case of the Mixed Up Man**

by Connie Dever

**Our story is called:****The Case of the Mixed Up Man.****As you listen to the story, see if you can figure out:**

1. Who was the Mixed Up Man? What was he mixed up about?
2. Who helped him not be mixed up anymore? What did he learn?

This story doesn't take place in Bible times. It takes place in the 1970's, starting out in the United States.

"I can't believe those Christian missionaries! Who do they think they are going all around the world changing people's beliefs! Why do they think their religion is better than everyone else's?" Sam Turner angrily thought as he walked out of his anthropology class.

In class, his teacher told about native peoples who stopped worshiping their tribe's gods and became Christians when missionaries told them about Jesus. This may sound like something good to us, but not to this teacher. He didn't believe in the Bible nor the good news of Jesus. He thought it was very bad for people to change the gods they worshiped.

"There is no one, true God who made people in His image," the teacher told Sam and the other students. People are just very smart animals who make up their own gods and their own rules about right and wrong," he said. "Christians are all wrong! They shouldn't try to change these native people's beliefs" he told the class.

He thought his teacher was right. Sam didn't believe in the Bible or Jesus either. "One day, I am going to one of those faraway places where Christians have gone to tell people about Jesus," Sam decided. "I am going to see how they have ruined people. I want everyone to see that Christianity is not true and Christians shouldn't be allowed to tell native peoples about Jesus," Sam thought.

Sam got on an airplane and flew all the way from New York in America to Irian Jaya in Indonesia. Irian Jaya is on a large island with some of the wildest land and tallest mountains in the world (over 15,000 feet high!). There are rivers full of crocodiles and even fresh-water sharks. There are spiders big enough to eat birds. And deep in jungly mountains lived hundreds of tribes of people, still living in simple grass huts, hunting with

spears and farming with stone tools. Many were fierce warriors who kept their enemies' heads as prizes. Some even ate their enemies for food! Sam knew that Christians had been coming to Irian Jaya to tell these peoples about Jesus. Many were turning away from fierce ways and trusting in Jesus as their Savior. As they did, their whole lives changed.

"This will be the perfect place to see how the missionaries are ruining people," Sam thought. "I can't wait to tell others about all the bad things the Christians are doing to these native peoples. Maybe I can help stop missionaries from ruining other tribes," he decided.

Sam's plane glided below a circle of towering, green mountain peaks and landed on the tiny airstrip at Wamena village. Sam got out of the plane and felt like he had stepped back thousands of years in time. Men and women of the Dani tribe ran out from grass huts to greet him. They were dressed in almost nothing, their faces decorated with paint markings, and they wore wearing pig bone necklaces and nose pieces. These were the kind of native people Sam longed to see! Untouched by missionaries!

But it wasn't the Dani people who Sam had come to see. He had come to find the Nduga tribe. The Ndugas were a people feared for being cruel warriors. They were known for quickly killing strangers who came into their village. Like the other peoples of Irian Jaya, the Ndugas feared evil spirits. In the last few years, missionaries had come to their village and told them about Jesus. Sam was going there to see how Christianity had ruined the Ndugas. He wanted to prove his teacher right—and the missionaries wrong!

**Story-telling Tips**

Ahead of time:

1. Read the Bible verses and story. Pray!
2. Create story cue cards on index cards (or highlight text).
3. Practice telling story dramatically, timing your presentation. Shorten, if necessary to fit your allotted time.
4. Decorate area with story props that help bring your story alive.

During your presentation:

1. Maintain as much eye contact as possible as you tell the story. Point to/use props at important points in the story. Include the kids in your story with a few questions about what they think will happen or words/concepts that might be new to them.
2. Watch the kids for signs that their attention span has been reached. Shorten, if necessary.

Sam strapped on his backpack and began the long, dangerous hike over the mountains and into the heart of wild Irian Jaya. He crossed deep mountain gulches on flimsy rope bridges. He grunted his way up steep, rocky trails and swam deep rivers filled with blood-sucking leeches and crocodiles. Huge swarms of mosquitoes pestered him every step of the way, but nothing would stop Sam from getting to the Ndugas in Mbuwa Valley... or would it?

Sam got very sick with malaria. His head pounded and his body burned with fever. His muscles ached and he kept throwing up. Sam wanted to stop, but he knew he had to keep going or else he would die. He must get help!

Somehow Sam made it to the Nduga village; but as soon as he did, he passed out on the ground and would not wake up! What would the Ndugas do to this stranger? Kill him like they did other strangers?

No, they would not! The Ndugas were a changed people. The missionaries had told them the good news of Jesus and they believed! God had forgiven their sins and by His Holy Spirit, changed their hearts. No longer did they hate and kill. Now they loved God and others. They would even love this stranger.

They gathered around Sam and tried to help him.

"Whoever this man is, he is very weak and near death," they realized. "We must do something quickly if we are to save him," they said.

They went to Aser, the one man in the village they thought could save Sam and said, "Aser, the missionaries trained you in medicine. Take this man and try to keep him alive."

Aser scooped up Sam's limp body in his strong arms and carried him away to his family's hut.

Day and night Aser and his family cared for Sam, doing everything they knew to keep him alive. Finally, days later, Sam began to stir. As he opened his eyes he was confused to see the plain, wooden plank walls and grassy roof of Aser's hut. "Where am I? What happened to me?" he thought.

Then he remembered: his journey, his sickness and then collapsing with sickness at the Nduga village. "Someone must have brought me here to take care of me, but who?" wondered Sam. "It must be this man,"

Sam realized, as Aser came toward him. Aser smiled at Sam and said something to him in a strange language. "Thank you!" Sam said to Aser. Aser nodded. Even though Aser did not know English, he seemed to understand.

Sam was getting better, but he still was very, very weak. Aser knew it would take many more days of rest and good food for Sam to get well. Each day he had children bring Sam steaming hot sweet potatoes to eat. When Aser saw that sweet potatoes would not be enough nourishment for Sam to get well, he went out and killed some of his own very precious chickens and ducks to feed him.

Sam could not believe the love and kindness of Aser and the Nduga people for him. "Weren't these people supposed to be fierce warriors? Weren't they known for killing strangers?" Sam puzzled. "What would have happened to him, if the missionaries hadn't come to train Aser in medicine? What had happened to change them into the caring, generous people who sacrificed so much to nurse him back to life?" Sam wondered.

Aser and the others tried to tell him, even though they did not know much English: "It is the Creator God who changed us through Jesus. He took away our hate and sin. He made our hearts clean and changed us to what He meant us to be when He created us. We love and know Him. His love in us goes out to love you," they told Sam.

Sam could hardly believe what he saw and heard. He remembered what he had been taught in college: "There is no one true God who made people in His image. People are just really smart animals." Hadn't he come all the way to Irian Jaya to prove the missionaries wrong? But now Sam wondered if perhaps he was the one who was wrong. The Ndugas did not think the good news of Jesus had ruined them. They believed it had made them into who they had always meant to be!

Sam got well and stayed on with the Ndugas. They taught him how to farm sweet potatoes with simple, stone tools and how to make twig traps to catch wild pigs. Best of all, they taught Sam more about the God who had saved them and changed them.

The more Sam saw of the wonderful changes in the Ndugas, the more confused he was about what his

teacher had taught him. "I must leave the Ndugas and find some English-speaking missionaries who can answer my questions," Sam decided. "I have to know the truth about humans. Are they just very smart animals or are they really created in God's image as the Christians say?" Sam decided. So very reluctantly, he said goodbye to his good friends, the Ndugas, and headed back over the mountains.

After days and days of traveling, Sam finally found some English-speaking missionaries at Jayapura. Sam told them his story and asked them lots of questions about the Bible and the good news of Jesus.

"Take this Bible and these books, Sam, they will help you to understand the truth about the one true God who made us in His image to know and to love Him," the missionaries said.

Sam thanked them and boarded a ship for America. Sam had come to Irian Jaya to prove that the good news of Jesus ruined people, but he left knowing how it changed their lives for the good.... He could how it had begun to change his life, too.

### Cracking the Case:

**It's time to answer our Case Questions.**

**1. Who was the Mixed Up Man? What was he mixed up about?** Sam. He was mixed up about people. He thought they were animals, no different from the other mammals.

**2. Who helped him not be mixed up anymore? What did he learn?** The Nduga people. When he saw the great change God's Holy Spirit did inside their hearts, God worked in his heart, too, helping him see that people are made in God's image. They are not just animals. He began to seek God, too.

### Something for You and Me

**Our Bible Truth is: God Created People Perfectly Good in the Beginning**

**Our Bible Verse is: Genesis 1:26-28**

Then God said, "Let us make man in our image, in our likeness...." So God created man in his own image, in the image of God he created him; male and female he created them. God blessed them and said to them, "Be fruitful and increase in number; fill the earth and subdue it. Rule over the fish of the sea and the birds of the air and over every living creature that moves on the ground."

God used the changed lives of the Ndugas to show Sam Turner the truth about God, about Jesus and about people. God promises to transform our lives, when we repent of our sins and trust in Jesus as our Savior.

And if we do, He will use our transformed lives to show the people around us the truth about Himself, too. Let's praise God our Good Creator for choosing to make us far more than just smart animals, but unique creatures made in His own image. Let's ask Him to work in our hearts and help us to turn from our sins and trust in Jesus as our Savior. Let's ask Him to use our lives to show others the wonderful changes God makes when His Spirit is at work in our heart.

*Close in prayer.*

### Closing ACTS Prayer

**A** God, we praise You for being the Creator who gave us a spirit to know and love You. You made us so very different from the animals.

**C** God, we confess that many times we don't want to know and love You, even though You gave us a spirit so that we can. Many times we use our spirit to rebel against You and to do things our own way--even if it's wrong. We need a Savior!

**T** God, we thank You for giving us a spirit to know and love You. Thank You for sending Jesus, who brings us forgiveness of sins and sends the Holy Spirit to work powerful changes in our hearts. He transforms even the worst of sinners into people who love You and others.

**S** God, we ask that You would work in our hearts that we might turn away from our sins and trust in Jesus as our Savior. Give us a new heart, change our lives, like you did the Nduga people. Help us to love You and live for You like they did.

### Special Words

**Missionaries:** Christians who live their homeland and go to another land to tell others the good news of Jesus.

**Anthropology:** The study of people and why they are the way they are.

**Irian Jaya:** A very large island in the Pacific Ocean.

# **ACTS PRAYER ACTIVITY**

Use this sheet to write down your ACTS Prayer

## **Instructions:**

Use this sheet to help the children apply the Bible Truth into a prayer. You can use the ACTS provided or even better, have the kids think of their own applications. Also have the children add their personal requests to the prayer, too. Lead the children in the prayer or let them pray sections, with your help. Never force a child to pray! Non-readers can participate by you whispering a section of the prayer into their ear and allowing them to pray it aloud for the group.

## **ADORATION:**

God, we praise for being our good Creator.

God, we praise You for being.....

---

Add your own Adorations:

---

---

## **CONFESSION:**

We confess that though we are made in Your image, with a spirit to know and love You, we often choose to not know or love You. We need a Savior!

God, we have sinned against You....

---

Add your own Confessions:

---

---

## **THANKSGIVING:**

Thank You, God for making us in Your image that we can know and love You. This is a special gift that You gave to none other of the earthly creations.

God, we thank You for...

---

Add your own Thanksgivings:

---

---

---

## **SUPPLICATION:**

God, work in our hearts that we might love, know and obey You, as You created us to, know Him and obey Him as we were created to. Work in our hearts, that we might turn away from our sins and trust in Jesus as our Savior.

God, we need Your help...

Add your own Supplication:

---

---

---

---

---

## **SNEAKY SNACK**

---

Can you figure out how this snack relates to the story?

### **Snack: Nduga Sweet Potato and Chicken**

Sweet potatoes (with a bit of butter and brown sugar on them) (or sweet potato fries or chips). Could also give them chicken nuggets..

This is only a suggestion. Feel free to modify. Be mindful of allergy issues among your children!

**Case Tie-in:** The Holy Spirit had changed the Ndugas from vicious people to those who loved the Lord and loved others. Aser showed Sam this loving-kindness by nursing him back to health, feeding him sweet potato and even some of his chickens and ducks.

---

## **SOUL FOOD**

---

Food for thought during snack time

1. What does the snack have to do with the story?

Choose a few questions from the other activity discussion sheets to talk about during this snack time.

2.

---

---

3.

---

---

4.

---

---

5.

---

---

6.

---

---

7.

---

---



Directions: Read and discuss Bible Truth, using a FEW of the questions. Play game. Feel free to modify the game to fit your children.

### **God Created People Perfectly Good in the Beginning**

People were God's last creation when He created the world. In some ways, God made people like the other earthly creatures. He gave them wonderful, perfect bodies. They were just right for all He wanted them to do and to be--just like He had done for the other creatures.

But in another way, God made people very different from everything else. You see, God created the other creatures after their own kind, but God chose to make people in His own image.

They were to be a one-of-a-kind reflection of who He is. So God gave to them alone a mind that could learn about the world and see how it showed what He was like--a bit like His great mind. And, He gave them alone a everlasting spirit that could know and love Him and each other--a bit like His Spirit. And because God created them good, they could know and love Him and each other without any sin or sadness. How wonderful that must have been!

God put these first people He made--Adam and Eve-- in charge of the earth. They and their children were to enjoy it, care for the creatures in it, explore it and fill it with people until they made all of it their home.

### **Understanding the Bible Truth**

1. Who did God create last? *People.*
2. How did God make people like the other earthly creatures? *He gave them wonderful, perfect bodies, just right for all He wanted them to do and to be.*
3. Who did God create the other creatures after? *Their own kind.*
4. In whose image did God make people? *In God's image. A one-of-a-kind reflection of who He is.*
5. What does it mean that they were made in God's image? *God gave to people alone a mind that could learn about the world and see how it showed what He was like--a bit like His great mind. And, He gave them alone a everlasting spirit that could know and love Him and each other--a bit like His Spirit.*
6. What was different about how Adam and Eve could know and love each other and God from the way we can today? *They could know and love God and each without any sin or sadness because they had not disobeyed God (yet).*
7. What did He tell humans to do? *God put people in charge of the earth. They were to enjoy it, care for the creatures in it, explore it and fill it with people until they made all of it their home.*

### **Bible Truth Story Connection Questions**

1. What does our story have to do with our Bible Truth? *Sam had been taught that humans weren't made in God's image, but were just really clever animals. But when he went to Irian Jaya and saw how the good news of Jesus was not ruining simple tribes of people like the Nduga, but transforming them, he began to think otherwise. He began to wonder if maybe people really weren't just animals, but were really special creatures made in God's image, with minds and hearts made to know and love Him.*

### **Bible Verse Connection Question**

1. What does our Bible Truth have to do with our **Bible Verse: Genesis 1:26-28**: "Then God said, "Let us make man in our image, in our likeness..." So God created man in his own image, in the image of God he created him; male and female he created them. God blessed them and said to them, "Be fruitful and increase in number; fill the earth and subdue it. Rule over the fish of the sea and the birds of the air and over every living creature that moves on the ground."?

*They tell us that God made people special by making them, alone, in His own image.*

### **Life Application Questions**

1. What did God create you to do and to be? *To know and love Him; to enjoy seeing Him reflected in His creation; to rule over/take care of whatever earthly creatures He puts in your care.*
2. What is the first step in loving and knowing God for each of us? *To turn from our sins, confess them to God, and trust in Jesus as our own Savior.*



**ACTS Questions**

1. What is something we can praise God for from this Bible Truth? *For being our Creator.*
2. What is something we can confess to God from this Bible Truth? *Confess that though made in the image of God so that we can have the delight of knowing and loving God, we many times we choose to not know or love Him. We deserve His punishment. We need a Savior!*
3. What is something we can thank God for from this Bible Truth? *Thank God for making us in His image so that we can know and love Him, unlike any of His other earthly creations.*
4. What is something we can ask God for from this Bible Truth? *Ask God to work in our rebellious hearts that we might love Him, know Him and obey Him as we were created to. Ask Him to help us to turn away from our sins and trust in Jesus as our Savior.*

**The Gospel**

1. God created people good in the beginning, but we have all sinned against God. We deserve His eternal punishment, now instead of wonderful fellowship with Him. Is there any hope for us? What is the gospel? *God is the good Creator and King of the world. He made people to worship Him and live by His good laws. But we are all sinners who've rebelled against Him. We all deserve death--God's just, eternal punishment for our sins. How terrible! But God has good news for us. In His great mercy, God sent His Son, Jesus to earth as a man to save sinners. He lived the perfect life that pleases God. (He's the only one who's ever done that!) He offered it up to God His Father as the perfect sacrifice for sins when He suffered and died on the cross. Then, on the third day, Jesus rose from the dead in victory. He had fully paid for the sins of God's people, so they wouldn't have to! Now all who turn away from their sins and trust in Jesus as their Savior will receive forgiveness of sins and eternal life with God. They will be His very own special people who will know Him and enjoy Him forever. We can be God's people, too, if we turn from our sins and trust in Jesus as our own Savior.*

## Game: Storks

### Materials

Three large, but soft balls

Tape

Bible Truth Questions

### Preparing the Game

1. Choose 20+ questions for your game from the Bible Truth Discussion Questions, or make up your own.
2. Write the Bible Truth questions on small thin strips of paper (or make a photocopy of the Bible Truth Discussion Questions and simply cut them into strips) and put them in the bag/bowl.

### Playing the Game

Divide the children into two teams, each on opposite sides of the room, facing each other. One team is "The Hunters". The other team is "The Storks." The hunters have three balls and they are to stand about twenty feet away from the storks, who are lined up, similarly to ten bowling pins. Storks are to balance on one leg without leaning on anything. They can switch from leg to leg, but must not stand on both at the same time. Read a question to the hunters. If they get it right, then one of the hunters gets three chances (3 balls) to roll the ball at the storks FAIRLY GENTLY and try to get them to put their other foot down. The Hunters score as many points as storks who lost their balance and put their foot down. Sides get switched when all the Hunters have had a turn: or, when they have been stumped by a question.

Game continues as number of questions, time, and attention span allow.

### Non-competitive Option

Set a target number of points for the whole group. Challenge the children to see how many turns it takes score the target number of points. Once the target has been reached, start the game over and see how many turns it takes to reach the target the second time.

### Optional TAKING IT TO OTHERS Activity: Quiz Questions

Have the children choose a few of the questions from the game to ask the parents/other children during TAKING IT TO OTHERS time. Help pre-readers by whispering the question in their ear and letting them ask it aloud to the parents/other children. Make sure you read the Bible verse aloud before you ask your questions.

Directions:

1. Write words to song in large print before class.
2. Play the song for the children, helping them follow along on the song sheet.
3. Discuss the song, using a few questions from the discussion sheet. *Don't use them all!*
4. Introduce sign language for key words of your choice from sign language sheet for your song. Use as few or as many as you think the children can learn.
5. Sing and sign the song. Sign language as well as large format lyrics and sheet music are found in the PFI Unit Songbook or online.
6. If desired, play the Song Game.

**Optional TAKING IT TO OTHERS Activity: Presenting and Singing the Song**

1. Sing and sign the song, encouraging the watching children/parents to join in.
2. Ask the class some of the questions listed below. The Bible Truth Connection Question is particularly good to help them understand how the song ties in with the Bible Truth.

**All People that on Earth Do Dwell**

**Verse 1**

All people that on earth do dwell,  
Sing to the Lord with cheerful voice;  
Him serve with fear, His praise forthtell;  
Come ye before Him and rejoice.

**Verse 2**

The Lord, ye know, is God indeed,  
Without our aid He did us make;  
We are His folk, He doth us feed,  
And for His sheep He doth us take.

Listen to it on PFI NIV Songs 5, Tracks 10,11

**Understanding the Song**

1. Who is this song addressed to? *All people living on the earth.*
2. What are 4 things we are urged to do? *Sing to the Lord with cheerful voice; serve Him with fear; forthtell His praise; come before Him and rejoice.*
3. Why should we sing with cheerful voice and come before Him and rejoice? *Because He is our Creator & we all owe Him our life. We should be thankful He created us so well; and thankful that after we rebelled against Him, He chose to send Jesus to save us from our sins.*
4. What does it mean to serve God with fear? Why should we? *To show proper respect for Him as our great Creator. We should fear Him because we owe everything to Him. We wouldn't exist without Him.*
5. What does it mean to "forthtell" praise"? *To praise God's name to others, that they might know how great He is, too.*
6. How did the Lord make us? *By His own will and power. Without our help.*
7. How are humans "His folk"? *We are all His creations.*
8. How are God's people His folk in a different way from other humans? *God's own people are all those who turn from their sins and trust in Jesus as their Savior. To these, He makes special promises of protection and care in this life and of eternal life with Him in heaven after they die.*
9. What does it mean that He takes us for His sheep? *Sheep is a nickname God uses for His very own people. Sheep need a shepherd to protect them from danger, lead them to good food and shelter. Shepherds love their sheep and are even willing to give up their own life to protect them. God is like the shepherd for His own people. He is called the "Good Shepherd" because He was willing to give up His own life for His people.*

**Bible Truth Connection Question**

1. How does this song relate to our **Bible Truth: God Created People Perfectly Good in the Beginning**? *All peoples of the earth should serve and praise the Lord because He is their Creator.*

**Story Connection**

1. How does this song relate to our story? *Sam did not believe that all peoples of the earth should praise the Lord. He thought they should each worship their own gods. He did not believe the Lord created people. But when he saw how the good news of Jesus transformed the Ndugas, instead of ruing them, he began to change his mind and seek to know more about the Lord. He wanted to find out if indeed the Lord was the Creator of all peoples and he (Sam) was created to praise and fear Him.*

**Bible Verse Connection Question**

1. What does this hymn have to do with our Bible Verse: **Genesis 1:26-27**: "Then God said, "Let us make man in our image, in our likeness...." So God created man in his own image, in the image of God he created him; male and female he created them. God blessed them and said to them, "Be fruitful and increase in number; fill the earth and subdue it. Rule over the fish of the sea and the birds of the air and over every living creature that moves on the ground."?

*This song encourages all people to sing to the Lord because He is their Creator. He made all people in His own image to praise Him and know Him in a special way. He is completely worthy of all their praise. He made them without their aid and continues to care for their needs with His good gifts. He calls all people to be His people—those who have turned from their sins and trusted in Jesus as their own Savior.*

**Life Application Questions**

1. How can God's people be affected by the message of this song? *They can praise God for not just creating them, but providing for their every need, every day, so that they stay alive. They can ask God to help them to know and love Him more as they look at His creations. They can ask Him to make them more grateful for all He is and gives them each day.*
2. How can we become God's "folk", His people? *By turning away from our sins and trusting in Jesus as our Savior.*

**ACTS Questions**

1. What is something we can praise God for from this hymn? *For being the God who made us.*
2. What are sins we can confess to God from this hymn? *That many times we do not want to be the sheep of His pasture who He cares for. Many times we want to do things our own way, instead of having to obey Him. We all deserve His eternal punishment. We need a Savior!*
3. What is something we can thank God for from this hymn?  
*We can thank Him that though we deserve to never be His people because of our sins against Him, that He sent Jesus to save all who turn from their sins and trust in Him as their Savior.*
4. What is something we can ask God for from this hymn? *To take care of us like the sheep of His pasture. To make us His own, dear people. To work in our hearts that we might want to turn to Him and trust in Jesus; that we might want to know, love and obey Him.*

**Life Application Questions**

1. How can God's people be affected by the message of this song? *They can praise God for creating them in His image with a spirit that will never die, with minds and hearts to know and love Him. They can ask Him to help them fear Him in everything they do, think and say. They can thank Him for making them His special sheep, His folk, He takes special care of.*
2. How can we become God's people? *By turning away from our sins and trusting in Jesus as our Savior.*

**Gospel Question**

1. God is the creator of everything. He created us to worship Him and thank Him for His care, but we have all chosen to turn away from Him and disobey Him and His good ways. Is there any hope for us? What is the gospel?

*God is the good Creator and King of the world. He made people to worship Him and live by His good laws. But we are all sinners who have rebelled against Him. We all deserve death--God's just, eternal punishment for our sins. How terrible! But God has good news for us. In His great mercy, God sent His Son Jesus to earth to save sinners. Yes, Jesus, the perfect Son of God, left His home in heaven and became a man. He lived the perfect life that pleases God. (He's the only one who has ever done that!) He offered it up to God His Father as the perfect sacrifice for sins when He suffered and died on the cross. Then, on the third day, Jesus rose from the dead in victory. He had fully paid for the sins of God's people, so they wouldn't have to! Now all who turn away from their sins and trust in Jesus as their Savior will receive forgiveness of sins and eternal life with God. They will be His very own special people who will know Him and enjoy Him forever. We can be God's people, too, if we turn from our sins and trust in Jesus as our own Savior.*

## **Song Game: Pass the Secret Sign**

### **Materials**

Sign Language signs used in song, particularly choose words with important meanings you want the children to learn, such as "grace", "redeem", etc.

Bag or bowl

Blindfold

### **Preparing the Game**

1. Cut out signs and put in bowl.

### **Playing the Game**

1. Practice the song and signs until the children know them well.
2. Have all the children stand in a tight circle, except one, "It," who will stand in the middle of the circle, blindfolded.
3. Have the children in the circle to put their hands behind their backs. Choose a sign from the bag and hand to a child in the circle, still keeping hands behind their backs, not looking at the sign.
4. When "It" says "Pass the Secret Sign", the children will begin to pass the sign around behind their backs.
5. When "It" says "Stop the Passing!" the child who has the sign freezes with the sign behind his back.
6. The child with the sign brings it around and looks at it. You can help the child practice the sign.
7. Then take the blindfold off of "It", watch the child with the card do the sign, then have "It" guess the name of the sign. (If desired, "It" can ask another child in the circle for help with their guess.)
8. The holder of the sign then becomes "It." Sing the song with all the signs, then repeat.

choose a FEW questions for discussion, then choose the game and/or music activity

**Bible Truth 2 BIBLE VERSE****Meditation Version: Genesis 1:26-27**

Then God said, "Let us make man in our image, in our likeness...." So God created man in his own image, in the image of God he created him; male and female he created them. God blessed them and said to them, "Be fruitful and increase in number; fill the earth and subdue it. Rule over the fish of the sea and the birds of the air and over every living creature that moves on the ground."

**Alternate Memory Version: Genesis 1:26-27**

"Then God said, "Let us make man in our image, in our likeness...." So God created man in his own image, in the image of God he created him; male and female he created them."

**Understanding the Bible Verse**

1. Why did God say let US make man in OUR own image? *God the Father was speaking to God the Son and the Holy Spirit.*
2. In whose image did God make humans? *In His own image.*
3. What does man mean: just men or men and women? *Men and women.*
4. What does it mean that God make humans in His own image, His own likeness? *It does not mean that humans look just like God or have powers just like God. It means that God gave humans some characteristics that are a special reflection of Him, unlike any of the other earthly creatures he made. He also gave people minds and hearts that could know and love Him and others. He gave them a spirit that does not die. They can know right from wrong.*
5. Who did God give humans to rule over? *The earth and all the earthly creatures.*
6. What did God tell humans to do? *Have lots of children and fill the earth. Care for it and its creatures. Enjoy, explore and conquer the whole earth, making it all their home.*

**Bible Truth Connection Question**

1. What does this verse have to do with the **Bible Truth: God Created People Perfectly Good in the Beginning?** *These verses tell us how God created people good in the beginning and the job He gave them to do.*

**Story Connection Questions**

1. How does these verses relate to our story? *Sam Turner didn't believe that God created humans in His own image. He thought they were just very clever animals that somehow came to life on earth. But when Sam saw how the Ndugas were transformed by the good news of Jesus & the Holy Spirit's work in their hearts, he began to wonder if humans really had been created in God's image, made to know & love God. He wanted to read the Bible to find out more.*

**Life Application Questions**

1. How has God called you even today to rule over and subdue part of His creation? *Various answers: Work hard in school to learn about the world. Take care of nature, work a garden, take care of pets, etc. Enjoy the world and explore it, looking for how it reflects the wonderful God who made it all.*
2. What is something God wants you to do because you are made in His image? *Know and love Him. Look for His glory in creation and praise Him for what you see.*
3. How can we know and love God? *We must turn away from our sins, confess them to God, and trust in Jesus as our own Savior. If we do, He will forgive our sins and make us His dearly loved people. He will fill us with His Holy Spirit who works in our hearts, helping us to know and love God.*

**ACTS Questions**

1. What is something we can praise God for from this Bible verse? *The LORD is our Good Creator.*
2. What is something we can confess to God from this Bible verse? *That many times we act like He is not our Creator. We want to do things our own ways instead of obeying Him and His good ways. We deserve His eternal punishment! We need a Savior!*
3. What is something we can thank God for from this Bible verse? *We can thank God for making us in His image so that we can know Him and we can see what He is like in the world around us. We can thank Him for things we learn and enjoy in the world, as we explore it.*
4. What is something we can ask God for from this Bible verse? *To do a good job of caring of ruling over this world He's given to us. To help us see Him in all the wonderful things He's made. And, to work in our hearts that we would turn away from our sins and trust Jesus as our Savior. That we might have His Holy Spirit create a new heart in us so that we can know special closeness with Him, the way He created us to have.*

**The Gospel**

1. God is our Creator, but we have all chosen to turn away from Him and disobey Him and His good ways. Is there any hope for us? What is the gospel?  
*God is the good Creator and King of the world. He made people to worship Him and live by His good laws. But we are all sinners who have rebelled against Him. We all deserve death--God's just, eternal punishment for our sins. How terrible! But God has good news for us. In His great mercy, God sent His Son Jesus to earth to save sinners. Yes, Jesus, the perfect Son of God, left His home in heaven and became a man. He lived the perfect life that pleases God. (He's the only one who has ever done that!) He offered it up to God His Father as the perfect sacrifice for sins when He suffered and died on the cross. Then, on the third day, Jesus rose from the dead in victory. He had fully paid for the sins of God's people, so they wouldn't have to! Now all who turn away from their sins and trust in Jesus as their Savior will receive forgiveness of sins and eternal life with God. They will be His very own special people who will know Him and enjoy Him forever. We can be God's people, too, if we turn from our sins and trust in Jesus as our own Savior.*



## Game: Puzzling Wall Ball

### Materials

Bible verse written up in large print so that all can see

Three 11.5" x 17" pieces of construction paper, two pieces of one color for each team

Masking Tape

Small Nerf Ball or other soft ball

Marker

Use masking tape to lightly tape the pieces to a wall, mixing up colors

### Preparing the Game

None.

### Learning the Verse

Some or all of your children may be non- or early readers. Teach the verse in sections, having them say it after you. Repeat a few times. Add clapping or other movement as they say it.

### Directions

1. If desired, lead the children in a discussion of a **FEW** of the most important questions before beginning game.
2. Explain the game to them as follows:

Divide the children into teams. Explain to them that they are going to take turns trying to hit pieces of their team's colored puzzle pieces with the ball. Each time they hit one of their team's pieces, that piece is removed from the wall and fit into their puzzle. Have the entire group say the verse before each child takes a turn.

Game continues until one team has completed their puzzle, or as time and attention span allow.

### Non-competitive Option

Don't split into teams. Use only one copy of the verse and one puzzle to make. Have everyone work together on the puzzle until completed.

### Optional TAKING IT TO OTHERS Activity: Quiz Questions

Have the children choose a few of the questions from the game to ask the parents/other children during TAKING IT TO OTHERS time. Help pre-readers by whispering the question in their ear and letting them ask it aloud to the parents/other children. Make sure you read the Bible verse aloud before you ask your questions.

Directions:

1. Write words to song in large print before class.
2. Play the song for the children, helping them follow along on the song sheet.
3. Discuss the song, using a few questions from the discussion sheet. *Don't use them all!*
4. Introduce sign language for key words of your choice from sign language sheet for your song. Use as few or as many as you think the children can learn.
5. Sing and sign the song. Sign language as well as large format lyrics and sheet music are found in the PFI Unit Songbook or online.
6. If desired, play the Song Game.

**Optional TAKING IT TO OTHERS Activity: Presenting and Singing the Song**

1. Sing and sign the song, encouraging the watching children/parents to join in.
2. Ask the class some of the questions listed below. The Bible Truth Connection Question is particularly good to help them understand how the song ties in with the Bible Truth.

### **The Heavens Declare**

The heavens declare the glory of God,  
 The sky proclaims the works of His hands  
 Day after day, they pour out speech,  
 Night after night, they display knowledge,  
 There is no language, where their voice is not heard.  
 Their voice goes out into all the earth.  
 The heavens declare the glory of God,  
 The sky proclaims the works of His hands  
 Psalm Nineteen: one through four.

**Listen to it on PFI NIV Songs 5, Track 10**

## **Song Game: Big Voice, Little Voice**

### **Materials**

Song  
 Sign language signs used in the song printed out onto little cards  
 Blindfold

### **Preparing the Game**

None.

### **Playing the Game**

1. Practice the song and signs until the children know them well. Then tell them: "Children, we are going to hide a sign language sign and see if one of you can find it... with a little help from the rest of us!"
2. Choose someone to be "It" and blindfold them. Choose another child to hide one of the sign language cards. When it's hidden, "It" can remove the blindfold and begin to look.
3. The rest of the children will sing the song in a louder voice when "It" gets closer to the hidden sign and quieter when "It" gets further from the sign.
4. When "It" finds the hidden clue, another "It" is chosen and play begins again.

Game continues as number of questions, time, and attention span allow.

**STORY REVIEW**

Directions: Read and discuss Bible Truth, using a FEW of the questions. Play game. Feel free to modify the game to fit your children.

**General Story Questions**

1. Why was Sam angry as he came out of his anthropology class? *His teacher told the class missionaries were ruining the religion/customs of other peoples by telling them about Jesus.*
2. What did Sam and his teacher believe humans were? *Very smart animals.*
3. How is what the Bible tells us about humans different from what Sam and many anthropologists believed? *God made humans. He made them different from animals. They were made in God's image w/ a special mind and heart that could know and love God and others, know right from wrong, see God's glory reflected in His creation, with a spirit that does not die.*
4. What is anthropology the study of? *Humans and their cultures and customs.*
5. What did Sam decide to do to prove the missionaries were wrong to tell other peoples about Jesus? *Go to a faraway place where missionaries were telling people for the first time and write down ways he was them ruining the peoples and their customs.*
6. What did Sam think of the Danis? *They still kept to simple ways of dress and living.*
7. What was difficult about Sam's journey to Mbuwa Valley? *Rivers with leeches, crocodiles, sharks; steep mountain trails, rope bridges over chasms, mosquitoes.*
8. What happened to Sam that almost killed him? *Got malaria and was very, very sick.*
9. What were the Ndugas known for being like? *Suspicious, fierce warriors, quick to kill enemies and strangers.*
10. What was surprising about what the Ndugas did for Sam when he collapsed at their village? *Helped him to get well, instead of killing him, as they were known to do.*
11. What did Aser and his family do for Sam that showed him how the good news of Jesus had transformed their lives? *Nursed him day and night, gave him sweet potatoes, chickens and ducks to eat.*
12. What did the Ndugas do with Sam after he got well? *They treated him like one of the tribe. They taught him how to farm with stone tools, use twig traps, and showed him more how Jesus had transformed their lives in how they worshiped God and loved each other.*
13. What did Sam leave the Ndugas to do? *Find English-speaking missionaries to tell him more about the Creator God and His Son Jesus.*
14. What did the missionaries do to Sam to help answer his questions? *They answered his questions. They gave him a Bible and some books.*

**Bible Truth Connection Questions**

1. What does this story have to do with our **Bible Truth: God Created People Perfectly Good in the Beginning?** *Sam had been taught that humans weren't made in God's image, but were just really clever animals. But when he went to Irian Jaya and saw how the good news of Jesus was not ruining simple tribes of people like the Nduga, but transforming them, he began to think otherwise. He began to wonder if maybe people really weren't just animals, but were really special creatures made in God's image, with minds and hearts made to know and love Him.*

**Bible Verse Connection Question**

1. What does the story have to do with our **Bible Verse: Genesis 1:26-28:** "Then God said, "Let us make man in our image, in our likeness..." So God created man in his own image, in the image of God he created him; male and female he created them. God blessed them and said to them, "Be fruitful and increase in number; fill the earth and subdue it. Rule over the fish of the sea and the birds of the air and over every living creature that moves on the ground." ?

*Sam Turner didn't believe that God created humans in His own image. He thought they were just very clever animals that somehow came to life on earth. But when Sam saw how the Ndugas were transformed by the good news of Jesus & the Holy Spirit's work in their hearts, he began to wonder if humans really had been created in God's image, made to know & love God. He wanted to read the Bible to find out more.*

**Life Application Questions**

1. Why do you think many people think people are just very smart animals? *They don't want to believe in the Creator God who they must obey. They want to live life their own way.*
2. What is something we can do to help show others that humans are created by God in His own image, rather than just very smart animals? *Praise God and share w/ others His transforming work in our lives. Ask God to work more and more changes in our hearts that reflect His love and greatness.*
3. How can I become one of God's people? *By turning from my sins and trusting in Jesus as my own Savior.*
4. What did God create in each of us to know Him and love Him? *A spirit.*
5. How can we know God as He wants us to know Him? *By turning from our sins and trusting in Jesus as our own Savior.*

**ACTS Questions**

1. What's something we can praise God for from this story? *For being our Creator who gave us a spirit to know and love Him—different from animals.*
2. What's something we can confess from this story? *That many times we don't want to know and love God. Many times we want to do what we want to do—even if it is wrong. We need a Savior!*
3. What's something we can thank God for from this story? *For the spirit He gave each of us to know and love Him. Thank Him for transforming people from hateful, people who kill strangers to those who would love and help them... and want them to know about Jesus.*
4. What is something we can ask God for, from this story? *That God would work in our hearts, that we might say sorry for our sins and trust Him as our Savior. That He would create in us new hearts so that we can know Him and love Him, as He created us to, and just like He did in the Ndugas.*

**The Gospel**

1. What was the gospel that changed the Ndugas and Sam so much that he knew that humans were not just really smart animals?

*God is the good Creator and King of the world. He made people to worship Him and live by His good laws. But we are all sinners who have rebelled against Him. We all deserve death--God's just, eternal punishment for our sins. How terrible! But God has good news for us. In His great mercy, God sent His Son Jesus to earth to save sinners. Yes, Jesus, the perfect Son of God, left His home in heaven and became a man. He lived the perfect life that pleases God. (He's the only one who has ever done that!) He offered it up to God His Father as the perfect sacrifice for sins when He suffered and died on the cross. Then, on the third day, Jesus rose from the dead in victory. He had fully paid for the sins of God's people, so they wouldn't have to! Now all who turn away from their sins and trust in Jesus as their Savior will receive forgiveness of sins and eternal life with God. They will be His very own special people who will know Him and enjoy Him forever. We can be God's people, too, if we turn from our sins and trust in Jesus as our own Savior.*

## Game: Give These to Farmer Brown

### Materials

Straw hat  
 Small Plastic Shovel, gardening glove or other farming implement,  
 Shoe box or equivalent...or play clay  
 20 Drinking straws  
 20 Scraps of Construction paper  
 Tape  
 Paper and Marker  
 Story Review Questions

### Preparing the Game

1. Choose 20+ questions for your game from the Story Review Discussion Questions, or make up your own.
2. Make 20 flowers, using construction paper to make blossoms and taping them to drinking straw stems. Write a number on each flower that will correspond to each Story Review Question. Cut small slits in the top of the shoe box and stick each flower stem into one (or, take small lumps of clay and stick on bottom of stems for free-standing flowers.) Place the flowers in what will be the center of your circle.
3. Number the Story Review questions from 1-20.

### Playing the Game

Have the children sit in a circle. Put the straw hat on your head and turn to the child on your right in the circle and say, "Give this to Farmer Brown!" Take the hat off and place it on the child's head. Tell him to pass it on, repeating the same phrase and taking off the hat and placing it on the next child's head. Then, put the glove/hold the shovel and turn to the child to your LEFT as say, "Give this to Farmer Brown". Take off the glove(shovel) and pass it over to the child and tell them to pass it on. That child continues to pass the glove/shovel to the left. At some point, the hat going to the right and the glove/shovel going to the right will meet at the same child. That child is " leader reads the question with the same number for the child to answer. Allow children to choose someone to help them with the answer if they are having difficulty.

Game continues until all children get to pick a flower; or as number of questions, time, and attention span allow.

### Optional TAKING IT TO OTHERS Activity: Quiz Questions

Have the children choose a few of the questions from the game to ask the parents/other children during TAKING IT TO OTHERS time. Help pre-readers by whispering the question in their ear and letting them ask it aloud to the parents/other children.

**CASE REPLAY ACTIVITIES**

Use this guide to review the Case Story and act it out for others to enjoy!

**CASE REPLAY, JR: YOUNGEST CHILDREN**

**Description:** The children will act out the story together, everyone doing the same action/sound effect at the same time. This activity is most suitable for kindergarteners.

**Materials**

The Case RePlay, Jr. script for younger children

**Preparation**

1. Read through the script and write in the blanks along the side possible actions/sound effects the children could do to act it out.

**Instructions**

1. Tell the children that they will be re-enacting the story together as you tell it.
2. As you read the script, lead the children in actions/sound effects to do with you.
3. If desired, you can read the script and stop at certain sentences and ask them what a good action/sound effect would be to act out what you just read.
4. Repeat the re-enactment one or two times more.

**CASE REPLAY, SR: OLDER CHILDREN**

**Description:** The children act out the story as a three-scene play. You will narrate it using the Case RePlay, Sr. script and they will act it out (no spoken words, for the most part), with each child assuming a different character's role. This activity is most suitable for first grade and up. You will review the story, then practice it a few times before performing it for others.

**Materials**

The Case RePlay, Sr. script  
White board or other large format paper  
Costumes and props

**Preparation**

1. Prepare for the play by choosing costumes and props for each character in the story. Decorate the area with any scenery props.
2. Write the words "Beginning," "Middle," "End" on a large piece of paper/whiteboard with plenty of space under each heading. You will use this paper to help the children think about the story as a three-scene play, as it is presented in the script.

**Instructions**

1. Tell the children that they will get to act out the story as a three-scene play, with a beginning, middle and end section. Tell them that before they can act it out, they need to think it out. as you narrate it with your script.
2. Take the children's answers as they recount the story, helping them put key incidents in the right order.
3. If desired, when they have filled in their Beginning, Middle, End, read through your whole (real) script, so they hear exactly what you will have them act out.
4. Then tell the children that it's time to practice acting out the story.
5. Assign parts to each child. If you are using costumes, do NOT give them out at this point. They will be a distraction.
6. Have all the children sit on the floor or in chairs on one side of the "stage," then call the characters up in place as their part in the story comes.
7. As you read the script, guide the children in where you want them to move or do to act it out.
8. After going through the whole script once, give out any costumes and props and act out the script once or twice more.

**Optional TAKING IT TO OTHERS Activity: Re-enacting the Story**

Read the script as the children act out together (younger) or assuming different roles (older) as the other children or the parents watch.



## **CASE REPLAY, JR--YOUNGER KIDS (KINDERGARTEN) P.2**

Welcome to our play! The name of our story is called: The Case of the Mixed Up Man.

Our story takes place in the late 1970's in the United States and Irian Jaya.

And now we present: "The Case of the Mixed Up Man."

### **Scene 1:**

Sam Turner left anthropology class angry when his teacher told them how Christian missionaries went to faraway tribes of people to urge them to turn away from the gods they worshiped and believe in Jesus instead. Sam and his teacher thought people were just very smart animals. They did not believe that people were created by God in His image. They thought all gods and rules about right and wrong were just made up by people. The missionaries were ruining the special ways of other peoples when they became Christians. Sam decided to visit one of the faraway places that missionaries went to and would see for himself how they were ruining the tribes of people. He planned to write down what he saw and tell everyone else. Maybe this would help stop the Christians. When Sam finished school, he took a plane to Irian Jaya. When he landed at Wamena village, he was pleased to be greeted by some Dani men and women, who still lived simple lives in grass huts and farming with stone tools.

### **Actions:**

---

---

---

---

---

---

---

### **Scene 2:**

Sam headed into the mountains of Irian Jaya to find the Ndugas. Sam knew that missionaries had recently been sharing about Jesus with this tribe of suspicious and vicious warriors. He would see how the missionaries had ruined them by their message. The trek to Mbuwa Valley where the Ndugas lived was very difficult. Sam had to cross crocodile, leech and shark-infested rivers, climb steep trails and walk across rope bridges. Sam got malaria from mosquitoes and become very sick. Sam just barely made it to the Ndugas village when he passed out. This tribe was known for being quick to kill their enemies and strangers. Sam did not know what would happen to him. But the Ndugas did not kill Sam as they would have in the past. They had become Christians and their hearts had been transformed from hate and suspicion to love. They gave Sam to Aser, a Nduga the missionaries had taught to be a medic to try to nurse back to life. Aser and his family took care of Sam day and night. At last, Sam began to get better. Sam watched in amazed at the love Aser and his family showed him. They brought him hot sweet potatoes and even killed their very own chickens and ducks to give him the food he needed.

---

---

---

---

---

---

---

### **Scene 3**

Sam tried to find out what brought these changes to the Ndugas. In their poor English, they told Sam that it was because they had come to believe in the Creator God and His Son Jesus. He had forgiven their sins and filled their spirits with love for God and for others. Even when Sam got better, he stayed on with the Ndugas, learning how to farm with simple stone tools, hunt with twig cages, and watching how they loved God and loved each other. Sam began to think he and his teacher were wrong about humans just being very smart animals. He wanted to know about the Creator God of the Bible who made humans in His image. He said goodbye to the Ndugas and went over the mountains and to the coast to find English-speaking missionaries who could tell him more. They answered his questions and gave him a Bible and other books to read. Sam set sail for America and read his books, seeking the truth about the Creator God.

---

---

---

---

---

---

---

### **Bible Truth Tie-In:**

The Bible Truth we are learning is: **God Created People Perfectly Good in the Beginning.** The Ndugas' changed lives showed Sam that people were not just very smart animals, but actually created by God, in His image.



## **CASE REPLAY, SR--OLDER KIDS (1ST GRADE AND UP) P.3**

Welcome to our play! The name of our story is called: The Case of the Mixed Up Man.

Our story takes place in the late 1970's in the United States and Irian Jaya.

The characters in our story are: Neesima Shimeta, the Samurai master, other Samurai students, Captain and sailors of the The Berlin, Captain Taylor and the sailors of the Wild Rose, Mr. Hardy and other American Christians, and Samurai young men.

And now we present: "The Case of the Mixed Up Man."

### **Scene 1: (Beginning)**

Sam Turner left anthropology class angry when his teacher told them how Christian missionaries went to faraway tribes of people to urge them to turn away from the gods their worshiped and believe in Jesus instead. Sam and his teacher thought people were just very smart animals. They did not believe that people were created by God in His image. They thought all gods and rules about right and wrong were just made up by people. The missionaries were ruining the special ways of other peoples when they became Christians. Sam decided to visit one of the faraway places that missionaries went to and would see for himself how they were ruining the tribes of people. He planned to write down what he saw and tell everyone else. Maybe this would help stop the Christians. When Sam finished school, he took a plane to Irian Jaya. When he landed at Wamena village, he was pleased to be greeted by some Dani men and women, who still lived simple lives in grass huts and farming with stone tools.

### **Scene 2: (Middle)**

Sam headed into the mountains of Irian Jaya to find the Ndugas. Sam knew that missionaries had recently been sharing about Jesus with this tribe of suspicious and vicious warriors. He would see how the missionaries had ruined them by their message. The trek to Mbuwa Valley where the Ndugas lived was very difficult. Sam had to cross crocodile, leech and shark-infested rivers, climb steep trails and walk across rope bridges. Sam got malaria from mosquitoes and become very sick. Sam just barely made it to the Ndugas village when he passed out. This tribe was known for being quick to kill their enemies and strangers. Sam did not know what would happen to him. But the Ndugas did not kill Sam as they would have in the past. They had become Christians and their hearts had been transformed from hate and suspicion to love. They gave Sam to Aser, a Nduga the missionaries had taught to be a medic to try to nurse back to life. Aser and his family took care of Sam day and night. At last, Sam began to get better. Sam watched in amazed at the love Aser and his family showed him. They brought him hot sweet potatoes and even killed their very own chickens and ducks to give him the food he needed.

### **Scene 3: (End)**

Sam tried to find out what brought these changes to the Ndugas. In their poor English, they told Sam that it was because they had come to believe in the Creator God and His Son Jesus. He had forgiven their sins and filled their spirits with love for God and for others. Even when Sam got better, he stayed on with the Ndugas, learning how to farm with simple stone tools, hunt with twig cages, and watching how they loved God and loved each other. Sam began to think he and his teacher were wrong about humans just being very smart animals. He wanted to know about the Creator God of the Bible who made humans in His image. He said goodbye to the Ndugas and went over the mountains and to the coast to find English-speaking missionaries who could tell him more. They answered his questions and gave him a Bible and other books to read. Sam set sail for America and read his books, seeking the truth about the Creator God.

### **Bible Truth Tie-In:**

The Bible Truth we are learning is: **God Created People Perfectly Good in the Beginning.** The Ndugas' changed lives showed Sam that people were not just very smart animals, but actually created by God, in His image.

## Aser's Hut

### Description

Children will make a hut with woven sides to put sick Sam in.

### Materials

Poster Board, Cardboard or Cardstock

Brown Modeling Clay or Salt dough for the hut base (need about 2 ¼" x 1" piece);

Modeling clay/salt dough or Cardstock for Sam

6" skewers, about 10 per child

Basket style coffee filter, one per child

Brown or tan construction paper OR burlap OR raffia

Scissors

### Preparing the Craft

1. Cut out 1 per child of Template #1 from poster board, cardboard, cardstock

2. Cut ¾" by 12-14" strips of construction paper or burlap, about 10 strips per child OR set out raffia.

3. Cut a 3"x2" piece of construction paper or burlap, one per child.

4. Separate modeling clay/salt dough for hut into about 2 ¼" x 1" pieces.

### Making the Craft

1. Show the sample of the craft you have made.

2. Have the children roll their clay for the hut base into a log about 12-13" long and about ¾" high. Lay the log around the edge of Template #1 and press down firmly.

3. Have them stick their skewers, point side down into the clay spread evenly around the circle of clay. Press the clay securely around the skewers.

4. Have the children weave the strips of paper, burlap, or raffia in and out through the skewers.

5. Make a clay Sam or color in Template #2. Lay him on the 3"x2" piece of construction paper/burlap in the middle of the hut.

6. Top the hut with an upside coffee filter.

### Making a Bible Truth Connection

Once the children have settled into their craft, use the Bible Truth- Craft Connection Sheet to lead discussion about the craft. Note that most of these questions echo the questions on the case board, providing a review of what the children learned earlier.

### Optional TAKING IT TO OTHERS Activity: Craft Presentation

If you are presenting the craft to other children or parents the children can hold up their crafts (or your model craft) and read their Bible Truth Connection answers to explain the importance of the craft.

**CASE CRAFT****Discussion Guide****Instructions:**

As the children are settled into making their craft, ask them these questions to help them understand the craft's significance. Use the answers provided to guide the children's answers.

**Discussion Questions**

1. Where did Sam go to find out for himself what damage the missionaries were doing to the tribes who heard the gospel? *Irian Jaya.*

2. What tribe did he go visit? What did he expect to find? *The Ndugas. He expected them to be vicious.*

3. How was he treated when he arrived at the village sick? What did he think about this? *He was treated with kindness, nursed back to health by Aser in his tent. He was surprised to be treated so kindly.*

4. What is Bible Truth that we are learning? *God Created People Perfectly Good in the Beginning.*

5. What does our craft have to do with our Bible Truth: God Created People Perfectly Good in the Beginning?  
*Sam believed that people were just really smart animals, not created by God until he saw how the good news of Jesus had changed the Ndugas into loving people.*

6. What can our craft help us remember?  
*We are not just smart animals. God made in His image. He made us with a spirit to know and love Him and each other.*

**TAKING IT TO OTHERS****Craft Presentation****Instructions:**

Have children hold up your model craft/their crafts. Choose five children (or you say) the five sections below to explain the craft's importance.

**Presentation:**

1. Our craft is: Aser's Hut.

2. In Irian Jaya, Sam was surprised to be being taken care of in Aser's hut because he had heard that the Ndugas killed unannounced strangers like him, not treat them with kindness.

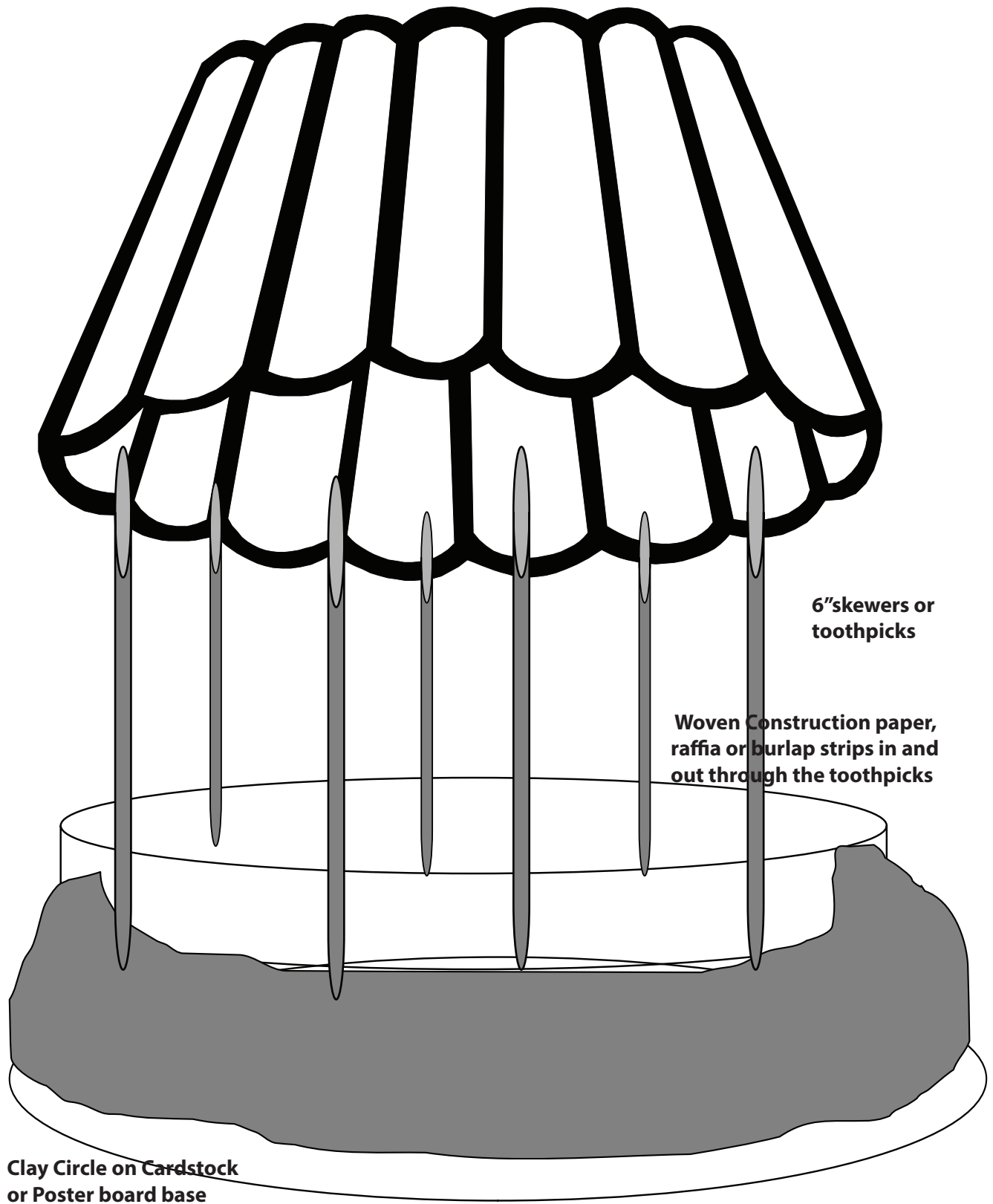
3. Our Bible Truth is: God Created People Perfectly Good in the Beginning.

4. Sam believed that people were just really smart animals, not created by God until he saw how the good news of Jesus had changed the Ndugas into loving people.


5. Our craft can help us remember that knowing God is worth leaving everything behind.

Note: Even non-readers can participate in presenting the craft, if you will whisper what they are to say in their ear and let them say it aloud for the others to hear.


### Coffee Filter



**Pattern 1**  
**Cardboard base for Hut**



**Pattern 2**  
**Sick Sam**



**BEFORE CLASS:****1. PICK YOUR PERSON**

VIPPs can be anyone in your church! Typically, they fall into 6 categories: Church staff, Elders, Deacons/deaconesses, Special Volunteers (people who aren't paid, but spend a lot of time helping out in particular ways), Supported Workers (aka missionaries), and Church Members.

**2. GATHER YOUR FACTS**

Use the VIPP Information Sheet to write down the facts about your VIPP. The information on this worksheet is used in the VIPP activities, listed in the "Choose an Activity" section below.

**DURING THE ACTIVITY:****1. INTRODUCE YOUR VIPP**

Introduce your VIPP to the children, using the VIPP Information Sheet. Fill in a set of VIPP Clue Cards with the information for your VIPP. If desired, you can even have the actual person come into class for the children to meet.

Need help describing what someone does for the church in a kid-friendly way? Check out the list of common VIPPs on the Praise Factory website in the PFI resources. There are lots of kid-friendly descriptions for common VIPP's, such as pastors, elders, deacons and a lot more.

**2. PRAY!**

Lead the children in praying for the VIPP. Ask the children if they would like to pray for one of the VIPPs prayer requests. Even non-readers can pray for the VIPP if you whisper the prayer request in the their ear, then let them say it aloud. Never force a child to pray!

**3. CHOOSE AN ACTIVITY**

There are two activities you can use to help the children learn about the VIPP:

**VIPP Clue Cards:** These are nine coloring sheets in which children fill in the nine things they learn about the VIPP from the VIPP Information Sheet. Photocopy a set of each child. Use as few or as many of these Clue Cards as you desire.

**VIPP Game:** This is a game that uses a set of Clue Cards for one or two VIPPs.

Choose a VIPP and fill in his/her information on the VIPP Information Sheet. Fill in a set of VIPP Clue Cards with the information for your VIPP. Tell the children about the VIPP, having them fill in the VIPP Clue Cards with the key facts as they learn them. Write any words the children need to write on a white-board or other piece of paper so they can see how to spell them. Help younger children write these words on their clue cards. Ideas for how to tell the children about many common VIPPs are listed at [praisefactory.org](http://praisefactory.org) with the resources for this Bible Truth.

**Optional TAKING IT TO OTHERS Activity: Introduce and Pray for the VIPP**

If you are presenting the VIPP to other children or parents you can assign children to hold up the 10 clue cards and say what each card tells about the VIPP. (Or, you can have the children hold them up as you tell what each one means.) Then lead the children in praying for the VIPP.

## Game: Over, Under and Throw

### Materials

Information Sheet for one VIPP

2 Set of Clue Cards

8 8.5" x 11" Manilla Envelopes

Nerf Ball or other soft ball for indoor use

Box or basket big enough for the envelopes to fit in and the ball to land in.

### Preparing the Game

1. Fill in one set of clue sheets for the VIPP you are using.
2. Tape the other (blank) set of Clue Cards to the outside of the manilla envelopes.
3. Put the filled-in clue cards in the corresponding envelope.
4. Put all the Clue Cards envelopes in a bag, except for the ones with the names and pictures of the VIPPs.
5. Place the envelopes in the basket, a good shooting distance from where the child at the head of the line will stand.

### Playing the Game

**Reveal:** Tell the children about the VIPP, showing them your filled-in clue cards as you tell about them.

**Review:** Have the children line up, all facing forward. Give the ball to the last child in line. At your signal, have them pass the ball to the next child with an overhead pass; then that child passes the ball through the legs of the next child, etc. until the ball reaches the first child. The first child in line then tries to make a basket. If he succeeds, he gets to go up and pick out an envelope to open. the teacher (or the child) tells the Clue Card category. The other children try to remember what the VIPP's answer was. Open it up and see if they got it right. If they did, the Clue Card is retired. If not, it can be added back with the Clue Cards in the basket. Game continues until all the envelopes have been retired or as time or attention span allows.



**VIPP INFORMATION SHEET**

**VIPP NAME:**

\_\_\_\_\_

**WHAT VIPP LOOKS LIKE**

Man or Woman? \_\_\_\_\_

Hair color? \_\_\_\_\_

Eye color? \_\_\_\_\_

**FAVORITE ANIMAL**

\_\_\_\_\_

\_\_\_\_\_

**FAVORITE FOOD**

\_\_\_\_\_

\_\_\_\_\_

**FAVORITE FREE TIME ACTIVITY**

\_\_\_\_\_

\_\_\_\_\_

**WHAT VIPP DOES DURING WEEK**

\_\_\_\_\_

\_\_\_\_\_

\_\_\_\_\_

\_\_\_\_\_

**VIPP GROUP OF SERVICE:**

Church Member

Deacon

Elder

Church Staff

Special Volunteer

Supported Worker  
(Missionary)

**3 WAYS VIPP SERVES CHURCH**

\_\_\_\_\_

\_\_\_\_\_

\_\_\_\_\_

\_\_\_\_\_

\_\_\_\_\_

\_\_\_\_\_

\_\_\_\_\_

\_\_\_\_\_

**3 WAYS TO PRAY FOR THE VIPP**

\_\_\_\_\_

\_\_\_\_\_

\_\_\_\_\_

\_\_\_\_\_

\_\_\_\_\_

\_\_\_\_\_

\_\_\_\_\_

\_\_\_\_\_



## **BIBLE TRUTH 2, LESSON 3: PLANNER/OVERVIEW**

### **GETTING STARTED: Welcome and Opening Songs** (*introduce unit and get kids moving with these songs*)

**Welcome to Praise Factory:** PFI: Praise Factory Investigators Theme Song *PFI NIV Songs 5, Track 1*

**Rules to Help Us Worship God and Love Others:** WoGoLOA Classroom Rules Song *PFI NIV Songs 5, Track 2*

**Big Question Under Investigation:** Big Question 1 Songs *PFI NIV Songs 5, Tracks 3,4*

*Extra Song: The Days of Creation PFI NIV Songs 5, Track 5*

**Big Question Bible Verse:** Genesis 1:31 Song *PFI NIV Songs 5, Track 6*

### **DIGGING DEEP DOWN: Key Concept and Story** (*introduce the Bible Truth and tell the related story*)

**Bible Truth 2:** God Created People Perfectly Good in the Beginning

**Bible Truth Hymn:** All People that on Earth Do Dwell, vs.1,2 *PFI NIV Songs 5, Tracks 10,11*

**Bible Verse:** Genesis 1:26-28

**Bible Verse Song:** Then God Said *PFI NIV Songs 5, Track 12*

**Lesson 3 New Testament Story:** The Case of the Twelve-year-old Troubles  
Matthew 9:18-26; Mark 5:21-43; Luke 4-8; John 1:3

### **TAKING ACTION: Response Activities** (*choose from among these activities*)

**Snack and Discussion Planner:** A Tortilla Talith with Tassles

**ACTS Prayer:** Prayer Sheet

**Bible Truth Review:** Discussion Questions and Game: Silly Grand March

**Bible Truth Hymn:** All People that on Earth Do Dwell, vs.1,2 *PFI NIV Songs 5, Tracks 10,11*

Song, Sign Language and Song Game: Sign It, Say It, What Does It Mean? **PFI NIV Songs 5 BOOK or ONLINE**

**Bible Verse Review:** Genesis 1:26-27: Discussion Sheet and Game: Verse Hi-Lo

**Bible Verse Song:** Then God Said *PFI NIV Songs 5, Track 12*

Song, Sign Language and Song Game: Pass the Secret Sign **PFI NIV Songs 5 BOOK or ONLINE**

**Story Review:** Discussion Questions and Game: Bean Bag in the Hole

**Case RePlay, Jr: Drama Activity for Youngest Children** (children do same story actions together)

**Case RePlay, Sr: Drama Activity for Most Children** (children re-tell story with individual parts)

**Craft:** Jairus' Dead Daughter Gets Up

**VIPP (Very Important Prayer Person) Prayer Time:** Coloring Sheets (back of book), Game: Stop and Go

### **TAKING IT HOME: Take Home Sheet for Review and Family Devotions**

**PFI Pronto:** Bible Truth 2, Lesson 3 **PFI NIV Prontos 5 BOOK or ONLINE**

**The Case of the Twelve-year-old Troubles** Matthew 9:18-26; Mark 5:21-43; Luke 4-8; John 1:3

by Connie Dever

**Our story is:****The Case of the Twelve-year-old Troubles.****As you listen to the story, see if you can figure out:**

1. What were the twelve-year-old troubles? Why did they seem impossible to fix?
2. Who fixed the troubles and why could he fix them?

This story is a New Testament story. It takes place when Jesus lived on earth. It is the story of a woman and a man who lived in Capernaum, a fishing town on the shores of the great Sea of Galilee.

With about two thousand people, Capernaum wasn't a very large town. Most people knew each other by name. And even if people might have forgotten the name of an old man here or a little girl there, everyone would have known the man and woman at the center of this story.

The man was Jairus, the synagogue ruler. He was one of the most important men in town. (A synagogue is a Jewish worship house.) He took care of the synagogue and chose men to read and preach from God's Word. So you can see, Jairus was a very important man, known by all.

The woman in our story was well known, too. Some people knew her because she was rich, but most people knew her for another, not so nice reason: she had a twelve-year-old trouble that no one wanted anything to do with.

What was her trouble? For twelve, long years, this woman had an illness that made her bleed. Her bleeding wasn't enough to kill her, but it was enough to make her sick and weak. And most importantly, it made her what the Old Testament laws called "unclean." That meant that anything she wore, or sat on, or slept on, or even touched had to be thrown away, or kept away from others--until she had been healed for seven days.

Everyone stayed from her, for by the law of Moses, if they touched anything or sat or slept anywhere she had been, they became unclean, too. They would have to take a bath, scrub their clothes and stay away from the synagogue and from everyone else for the rest of the day. The LORD gave these rules to His people not to be mean, but so the sick could rest and wouldn't spread their illness to others.

Now maybe it wouldn't be so bad to be sick or unclean for twelve hours or even twelve days, but twelve years would be terrible! That's what life had been for this lady. All those years she had never been healed. She lived alone. She ate alone. She sat alone. People cringed when she came near, afraid she might touch them and make them unclean, too. This poor woman couldn't even go in the synagogue or the Temple to hear the Bible read and to worship God! Her sickness would make it--and the people in it-- unclean!

How this woman wanted to be healed! She spent all the money she had on doctors and medicines. Each doctor had his own idea of what would cure her. Some believed if they made her bleed a lot more, then the sickness would leave her body with the blood. Others came up behind her and tried to scare the bleeding into stopping. Yet others gave her mixtures of spices and plants to drink. After each treatment they told her to say, "Arise, bleeding and be gone," but never did the bleeding stop.

But the woman was not the only one with a twelve-year-old problem. Jairus, the synagogue ruler had one, too. The very same year that the woman's bleeding problem began, the synagogue ruler's wife gave birth to a little girl. She was their only child and they loved her very, very much. All those twelve years that the woman had been suffering, they had been enjoying their dear daughter. But just lately, the little girl had become very sick, She lay on her mat, about to die.

There seemed to be no hope for this woman and Jairus' daughter! But then came the good news: Jesus had come! His boat had been spotted coming to shore there in Capernaum that very day! When both the woman

**Story-telling Tips****Ahead of time:**

1. Read the Bible verses and story. Pray!
2. Create story cue cards on index cards (or highlight text).
3. Practice telling story dramatically, timing your presentation. Shorten, if necessary to fit your allotted time.
4. Decorate area with story props that help bring your story alive.

**During your presentation:**

1. Maintain as much eye contact as possible as you tell the story. Point to/use props at important points in the story. Include the kids in your story with a few questions about what they think will happen or words/concepts that might be new to them.
2. Watch the kids for signs that their attention span has been reached. Shorten, if necessary.

and Jairus heard this, they began to hope. They had heard how Jesus healed terrible diseases at His word. The deaf left hearing, the blind left seeing, the paralyzed left walking, even the dead raised from the dead, some said. He forgave sins, too—something only God was supposed to do!

Jairus, himself, had probably asked Jesus to read the Bible and preach at the synagogue. He had probably heard Jesus' powerful preaching. One Sabbath, he may have even seen Jesus free a man from bondage to an evil spirit right there in the synagogue! Jesus healed people no ordinary man could heal. He taught things no ordinary teacher taught. He promised things no ordinary man had ever promised. Who was Jesus? They must have wondered.

The woman and Jairus did not completely know, but we do. Jesus was the very Son of God through whom all things in heaven and earth had been created in the beginning. Through Him, human bodies were created and given the breath of life. Through Him, they received an everlasting spirit that could know and love God. He knew humans inside and out. He had power to create their bodies and spirits, and the power to heal their bodies and spirits. That's why He could do these amazing things.

The woman and Jairus headed straight for the shores of the Sea of Galilee where Jesus was. A large crowd surrounded Jesus already, but Jairus pushed his way through. His daughter was dying! He must act quickly!

When at last he got to Jesus, Jairus fell on his knees and pleaded, "My daughter is dying at home! Please come with me. Put your hands on her so that she will be healed and live." Jesus turned and followed Jairus to his house; the great crowd of people tagging along, curious to see what Jesus would do.

At the same time, the unclean woman also made her way to Jesus. She slipped unnoticed among the crowd. Her clothes brushed against others, making many a man and woman unclean as she snuck through them. Like Jairus, she was desperate for Jesus' help. Now was her chance to see Him and she wouldn't miss it!

At last she stood right behind Jesus. She watched as the beautiful white and hyacinth-colored (reddish-purple) tassels on the four corners of his tallith--a large,

rectangular rabbi's cloak--swayed with His footsteps. "If I just touch the hem of his cloak, I will be healed," she thought as she stretched out and lightly touched the tassels. Instantly her bleeding stopped. Her body was freed from suffering for the first time in twelve, whole years! She was healed!

Now if Jesus had been an ordinary man, perhaps that woman could have snuck away unnoticed. But, of course, Jesus was no ordinary man. He was the very Son of God through whom all things in heaven and earth had been created in the beginning. He had power to create their bodies and spirits, and the power to heal their bodies and spirits. At once Jesus knew that power had gone out from him to heal that woman. He turned around in the crowd and asked, "Who touched my clothes?"

"What a silly question," Jesus' disciples thought. "You see the people crowding against you,"

They said to Jesus, "and yet you can ask, 'Who touched me?'"

But Jesus kept looking around to find the one who had done it. He knew He had healed her body, but He wanted to care for her soul, too. He wanted to speak to her about her faith in Him that she might be saved. The woman, came and fell at his feet. Trembling with fear, told him the whole truth.

He tenderly said to her, "Daughter, your faith has healed you," He encouraged her. "Go in peace and be freed from your suffering."

While Jesus was still speaking to her, some men came from Jairus' house with bad news. "Your daughter is dead," they told him. "Why bother the teacher any more?"

Was it really too late for Jesus to help Jairus' little girl? No, it was not. Jesus turned to Jairus and encouraged him, "Don't be afraid; just believe."

Leaving the rest of the disciples back with the crowd, Jesus took Peter, James and John and followed Jairus the rest of the way to his home. When they got there they were met with a great commotion of wailing women and flute dirges from inside the house--the professional mourners had already begun the customary seven days of mourning.

Jesus went into the house and said to them, "Why all

this commotion and wailing? The child is not dead but asleep.”

“What! Are you crazy!” the mourners mocked Jesus. “We know what a dead person looks like when we see one!”

But Jesus, the Son of God, had power to wake someone from death as easily as we might wake someone from a nap. “Leave the house and leave us alone,” Jesus ordered them. Then Jesus, Jairus, his wife, Peter, James and John went into to where the dead child lay.

Jesus reached down and took the cold, lifeless hand of the little girl in His hand and then said, “Talitha koum!” (which means, “Little girl, I say to you, get up!”).

Immediately the warmth and the color of life flooded back into the little girl’s body. She opened her eyes and with Jesus’ help, stood up and began to walk around. Her parents gave her something to eat. Jesus had raised their little girl from the dead!

What a day it was for that woman and Jairus! In only minutes, Jesus had taken care of both of their twelve-year-old troubles. Best of all, Jesus used the healings to help them put their faith in Him. He wanted them to know that He was the very Son of God through whom all things in heaven and earth had been created in the beginning. Yes, He had power to heal sicknesses and even restore life to dead bodies. But through faith in Him, He gave something even better: their rebellious hearts could receive forgiveness and be changed. They could become God’s people and know Him forever!

### Cracking the Case:

**It’s time to answer our Case Questions.**

**1. What were the twelve-year-old troubles? Why did they seem impossible to fix?** A woman had been bleeding for 12 years and no one could heal her. Jairus’ 12-year-old daughter was dead. Who could possibly fix that?!

**2. Who fixed the troubles and why could he fix them?** Jesus. He could heal the woman and raise the little girl to life because all things were created through Him, even people.

### Something For You and Me

**Our Bible Truth is: God Created People Perfectly Good in the Beginning**

### Our Bible Verse is: Genesis 1:26-28

“Then God said, “Let us make man in our image, in our likeness...” So God created man in his own image, in the image of God he created him; male and female he created them. God blessed them and said to them, “Be fruitful and increase in number; fill the earth and subdue it. Rule over the fish of the sea and the birds of the air and over every living creature that moves on the ground.”

What about you and me? What should we do when we or someone we love is very sick? Should we feel hopeless? No, we shouldn’t! We should pray to our good Creator and ask Him to bring healing. Nothing is too hard for Him to do. If it is His good will, He will do it. And even if He does not heal them, we know that He is not only the God who heals sick bodies. He is the God who raises the dead! Yes! God promises to bring all His people to live with Him forever!

Who are God’s people? They are those who turn away from wanting to disobey God and trust in Jesus as their Savior. To all who do, God forgives them all their sins. He sends His Holy Spirit to do a wonderful work in their heart, helping them love Him and know Him more and more. And one day, He will bring them to live with Him forever...and that will be best of all!

Let’s praise our wonderful Creator, who made us and knows how to heal both our bodies and our hearts. Let’s ask Him to use these bodies and hearts that He has created us with to praise, love and obey Him all our lives. *Close in prayer.*

### Closing ACTS Prayer

**A** God, we praise You for being so powerful that He can even raise the dead!

**C** God, we confess that many times we don’t act like You are our Creator. We forget You and do not ask for Your help. We live life on our own, trying to take care of our own problems. We need a Savior!

**T** God, we thank You really are our Creator. Thank You for caring so much for our hurt bodies and our sinful spirits. Thank You that You want us to know You and will help us to know You. Thank You that no trouble we have is too big for You.

**S** God, work in our hearts! Help us to turn away from our sins and trust in Jesus as our Savior. Help us to bring all of our troubles to You. Help us to know You better and happily entrust our whole lives to You. Use them to display what a great God You are!

# **ACTS PRAYER ACTIVITY**

Use this sheet to write down your ACTS Prayer

## **Instructions:**

Use this sheet to help the children apply the Bible Truth into a prayer. You can use the ACTS provided or even better, have the kids think of their own applications. Also have the children add their personal requests to the prayer, too. Lead the children in the prayer or let them pray sections, with your help. Never force a child to pray! Non-readers can participate by you whispering a section of the prayer into their ear and allowing them to pray it aloud for the group.

## **ADORATION:**

God, we praise for being our good Creator.

God, we praise You for being.....

---

Add your own Adorations:

---

---

## **CONFESSION:**

We confess that though we are made in Your image, with a spirit to know and love You, we often choose to not know or love You. We need a Savior!

God, we have sinned against You....

---

Add your own Confessions:

---

---

## **THANKSGIVING:**

Thank You, God for making us in Your image that we can know and love You. This is a special gift that You gave to none other of the earthly creations.

God, we thank You for...

---

Add your own Thanksgivings:

---

---

## **SUPPLICATION:**

God, work in our hearts that we might love, know and obey You, as You created us to, know Him and obey Him as we were created to. Work in our hearts, that we might turn away from our sins and trust in Jesus as our Savior.

God, we need Your help...

Add your own Supplication:

---

---

---



---

## **SNEAKY SNACK**

Can you figure out how this snack ties in with our case?

---

### **Snack: A Tortilla Talith with Tassles**

Tortilla tallith with tassels. Make a tortilla into a rectangular shape by cutting off the round sides. From top and bottom, cut out a square of tortilla, leaving an "H" shape. Pipe 4 white stripes and 1 hyacinth (purple) stripe of cream cheese/icing on each of corners of the "H". (Use food coloring to dye the cream cheese or icing). Also, could serve a piece of leftover tortilla with a dab of hummus (typical Middle Eastern food) for the food the parents served the little girl after Jesus brought her back to life.

This is only a suggestion. Feel free to modify. Be mindful of allergy issues among your children!

**Case Tie-in:** The woman who had been sick for twelve years touched the tassels of Jesus' robe and was healed. Jesus could do this because all things were created through Him, even people. He who created people also could heal them, even when no one else could.

---

## **SOUL FOOD**

Food for thought during snack time

---

1. What does the snack have to do with the story?

Choose a few questions from the other activity discussion sheets to talk about during this snack time.

2.

3.

4.

5.

6.

7.

Directions: Read and discuss Bible Truth, using a FEW of the questions. Play game. Feel free to modify the game to fit your children.

### **God Created People Perfectly Good in the Beginning**

People were God's last creation when He created the world. In some ways, God made people like the other earthly creatures. He gave them wonderful, perfect bodies. They were just right for all He wanted them to do and to be--just like He had done for the other creatures.

But in another way, God made people very different from everything else. You see, God created the other creatures after their own kind, but God chose to make people in His own image.

They were to be a one-of-a-kind reflection of who He is. So God gave to them alone a mind that could learn about the world and see how it showed what He was like--a bit like His great mind. And, He gave them alone a everlasting spirit that could know and love Him and each other--a bit like His Spirit. And because God created them good, they could know and love Him and each other without any sin or sadness. How wonderful that must have been!

God put these first people He made--Adam and Eve-- in charge of the earth. They and their children were to enjoy it, care for the creatures in it, explore it and fill it with people until they made all of it their home.

### **Understanding the Bible Truth**

1. Who did God create last? *People.*
2. How did God make people like the other earthly creatures? *He gave them wonderful, perfect bodies, just right for all He wanted them to do and to be.*
3. Who did God create the other creatures after? *Their own kind.*
4. In whose image did God make people? *In God's image. A one-of-a-kind reflection of who He is.*
5. What does it mean that they were made in God's image? *God gave to people alone a mind that could learn about the world and see how it showed what He was like--a bit like His great mind. And, He gave them alone a everlasting spirit that could know and love Him and each other--a bit like His Spirit.*
6. What was different about how Adam and Eve could know and love each other and God from the way we can today? *They could know and love God and each without any sin or sadness because they had not disobeyed God (yet).*
7. What did He tell humans to do? *God put people in charge of the earth. They were to enjoy it, care for the creatures in it, explore it and fill it with people until they made all of it their home.*

### **Bible Truth Story Connection Questions**

1. Why was Jesus able to heal the woman and raise Jairus' daughter from the dead? *He was the Son of God, through whom all things were created. He had power to heal and even bring back to life His creations.*
2. Why did Jesus heal people? *Out of compassion for their suffering; and, most of all, that they would see that He was the Son of God who had come to break the power of sin and death. He wanted them to trust Him as the One who had come to save them from their sins and death.*

### **Bible Verse Connection Question**

1. What does our Bible Truth have to do with our **Bible Verse: Genesis 1:26-28**: "Then God said, "Let us make man in our image, in our likeness..." So God created man in his own image, in the image of God he created him; male and female he created them. God blessed them and said to them, "Be fruitful and increase in number; fill the earth and subdue it. Rule over the fish of the sea and the birds of the air and over every living creature that moves on the ground."?

*They tell us that God made people special by making them, alone, in His own image.*

### **Life Application Questions**

1. What did God create you to do and to be? *To know and love Him; to enjoy seeing Him reflected in His creation; to rule over/take care of whatever earthly creatures He puts in your care.*
2. What is the first step in loving and knowing God for each of us? *To turn from our sins, confess them to God, and trust in Jesus as our own Savior.*

**ACTS Questions**

1. What is something we can praise God for from this Bible Truth? *For being our Creator.*
2. What is something we can confess to God from this Bible Truth? *Confess that though made in the image of God so that we can have the delight of knowing and loving God, we many times we choose to not know or love Him. We deserve His punishment. We need a Savior!*
3. What is something we can thank God for from this Bible Truth? *Thank God for making us in His image so that we can know and love Him, unlike any of His other earthly creations.*
4. What is something we can ask God for from this Bible Truth? *Ask God to work in our rebellious hearts that we might love Him, know Him and obey Him as we were created to. Ask Him to help us to turn away from our sins and trust in Jesus as our Savior.*

**The Gospel**

1. God created people good in the beginning, but we have all sinned against God. We deserve His eternal punishment, now instead of wonderful fellowship with Him. Is there any hope for us? What is the gospel? *God is the good Creator and King of the world. He made people to worship Him and live by His good laws. But we are all sinners who've rebelled against Him. We all deserve death--God's just, eternal punishment for our sins. How terrible! But God has good news for us. In His great mercy, God sent His Son, Jesus to earth as a man to save sinners. He lived the perfect life that pleases God. (He's the only one who's ever done that!) He offered it up to God His Father as the perfect sacrifice for sins when He suffered and died on the cross. Then, on the third day, Jesus rose from the dead in victory. He had fully paid for the sins of God's people, so they wouldn't have to! Now all who turn away from their sins and trust in Jesus as their Savior will receive forgiveness of sins and eternal life with God. They will be His very own special people who will know Him and enjoy Him forever. We can be God's people, too, if we turn from our sins and trust in Jesus as our own Savior.*

## Game: Silly Grand March

### Materials

CD and CD player  
Small bowl or bag  
Bible Truth Questions

### Preparing the Game

1. Choose 20+ questions for your game from the Bible Truth Discussion Questions, or make up your own.
2. Write the Bible Truth questions on small thin strips of paper (or make a photocopy of the Bible Truth Discussion Questions and simply cut them into strips) and put them in the bag/bowl.

### Playing the Game

Have the children form partners, then form a big double circle. Tell the children to move however you command them to move, such as march, walk, skip, tip toes, big knee bends, pat head, fly like a bird, etc. (BUT NOT RUN!!!) when you play the music. But when the music stops, they and their partner are to grab hands and sit down as quickly as possibly. The last pair to sit down become the Question Choosers for the class. If the class answers it correctly, then the pair is added back into the group immediately. If not, then the pair stays out until another round when a correct answer is given to a question. (Feel free to add back incorrectly answered questions into the bag).

Game continues as number of questions, time, and attention span allow.

NOTE: Have the children who are "out" help make up actions for the other children to do, put them in charge of the music, etc. along with you. This will keep them happily occupied as they continue.

### Non-competitive Option

Don't exclude the Question Choosers from the game, even if class gets the wrong answer.

### Optional TAKING IT TO OTHERS Activity: Quiz Questions

Have the children choose a few of the questions from the game to ask the parents/other children during TAKING IT TO OTHERS time. Help pre-readers by whispering the question in their ear and letting them ask it aloud to the parents/other children. Make sure you read the Bible verse aloud before you ask your questions.

Directions:

1. Write words to song in large print before class.
2. Play the song for the children, helping them follow along on the song sheet.
3. Discuss the song, using a few questions from the discussion sheet. *Don't use them all!*
4. Introduce sign language for key words of your choice from sign language sheet for your song. Use as few or as many as you think the children can learn.
5. Sing and sign the song. Sign language as well as large format lyrics and sheet music are found in the PFI Unit Songbook or online.
6. If desired, play the Song Game.

**Optional TAKING IT TO OTHERS Activity: Presenting and Singing the Song**

1. Sing and sign the song, encouraging the watching children/parents to join in.
2. Ask the class some of the questions listed below. The Bible Truth Connection Question is particularly good to help them understand how the song ties in with the Bible Truth.

**All People that on Earth Do Dwell**

**Verse 1**

All people that on earth do dwell,  
Sing to the Lord with cheerful voice;  
Him serve with fear, His praise forthtell;  
Come ye before Him and rejoice.

**Verse 2**

The Lord, ye know, is God indeed,  
Without our aid He did us make;  
We are His folk, He doth us feed,  
And for His sheep He doth us take.

Listen to it on PFI NIV Songs 5, Tracks 10,11

**Understanding the Song**

1. Who is this song addressed to? *All people living on the earth.*
2. What are 4 things we are urged to do? *Sing to the Lord with cheerful voice; serve Him with fear; forthtell His praise; come before Him and rejoice.*
3. Why should we sing with cheerful voice and come before Him and rejoice? *Because He is our Creator & we all owe Him our life. We should be thankful He created us so well; and thankful that after we rebelled against Him, He chose to send Jesus to save us from our sins.*
4. What does it mean to serve God with fear? Why should we? *To show proper respect for Him as our great Creator. We should fear Him because we owe everything to Him. We wouldn't exist without Him.*
5. What does it mean to "forthtell" praise"? *To praise God's name to others, that they might know how great He is, too.*
6. How did the Lord make us? *By His own will and power. Without our help.*
7. How are humans "His folk"? *We are all His creations.*
8. How are God's people His folk in a different way from other humans? *God's own people are all those who turn from their sins and trust in Jesus as their Savior. To these, He makes special promises of protection and care in this life and of eternal life with Him in heaven after they die.*
9. What does it mean that He takes us for His sheep? *Sheep is a nickname God uses for His very own people. Sheep need a shepherd to protect them from danger, lead them to good food and shelter. Shepherds love their sheep and are even willing to give up their own life to protect them. God is like the shepherd for His own people. He is called the "Good Shepherd" because He was willing to give up His own life for His people.*

**Bible Truth Connection Question**

1. How does this song relate to our **Bible Truth: God Created People Perfectly Good in the Beginning**? *All peoples of the earth should serve and praise the Lord because He is their Creator.*

**Story Connection**

1. How does this song relate to our story? *Both Jairus and the woman who had been sick for twelve years gladly praised God and told of His greatness to others as they experienced His power and mercy through Jesus. No one could help Jairus' dead daughter or this sick woman, but Jesus could! He made people without any human help in the beginning. He could also heal them--and even bring them back to life-- without their help, too.*

**Bible Verse Connection Question**

1. What does this hymn have to do with our Bible Verse: **Genesis 1:26-27**: "Then God said, "Let us make man in our image, in our likeness..." So God created man in his own image, in the image of God he created him; male and female he created them. God blessed them and said to them, "Be fruitful and increase in number; fill the earth and subdue it. Rule over the fish of the sea and the birds of the air and over every living creature that moves on the ground."?

*This song encourages all people to sing to the Lord because He is their Creator. He made all people in His own image to praise Him and know Him in a special way. He is completely worthy of all their praise. He made them without their aid and continues to care for their needs with His good gifts. He calls all people to be His people—those who have turned from their sins and trusted in Jesus as their own Savior.*

**Life Application Questions**

1. How can God's people be affected by the message of this song? *They can praise God for not just creating them, but providing for their every need, every day, so that they stay alive. They can ask God to help them to know and love Him more as they look at His creations. They can ask Him to make them more grateful for all He is and gives them each day.*
2. How can we become God's "folk", His people? *By turning away from our sins and trusting in Jesus as our Savior.*

**ACTS Questions**

1. What is something we can praise God for from this hymn? *For being the God who made us.*
2. What are sins we can confess to God from this hymn? *That many times we do not want to be the sheep of His pasture who He cares for. Many times we want to do things our own way, instead of having to obey Him. We all deserve His eternal punishment. We need a Savior!*
3. What is something we can thank God for from this hymn?  
*We can thank Him that though we deserve to never be His people because of our sins against Him, that He sent Jesus to save all who turn from their sins and trust in Him as their Savior.*
4. What is something we can ask God for from this hymn? *To take care of us like the sheep of His pasture. To make us His own, dear people. To work in our hearts that we might want to turn to Him and trust in Jesus; that we might want to know, love and obey Him.*

**Life Application Questions**

1. How can God's people be affected by the message of this song? *They can praise God for creating them in His image with a spirit that will never die, with minds and hearts to know and love Him. They can ask Him to help them fear Him in everything they do, think and say. They can thank Him for making them His special sheep, His folk, He takes special care of.*
2. How can we become God's people? *By turning away from our sins and trusting in Jesus as our Savior.*

**Gospel Question**

1. God is the creator of everything. He created us to worship Him and thank Him for His care, but we have all chosen to turn away from Him and disobey Him and His good ways. Is there any hope for us? What is the gospel?

*God is the good Creator and King of the world. He made people to worship Him and live by His good laws. But we are all sinners who have rebelled against Him. We all deserve death--God's just, eternal punishment for our sins. How terrible! But God has good news for us. In His great mercy, God sent His Son Jesus to earth to save sinners. Yes, Jesus, the perfect Son of God, left His home in heaven and became a man. He lived the perfect life that pleases God. (He's the only one who has ever done that!) He offered it up to God His Father as the perfect sacrifice for sins when He suffered and died on the cross. Then, on the third day, Jesus rose from the dead in victory. He had fully paid for the sins of God's people, so they wouldn't have to! Now all who turn away from their sins and trust in Jesus as their Savior will receive forgiveness of sins and eternal life with God. They will be His very own special people who will know Him and enjoy Him forever. We can be God's people, too, if we turn from our sins and trust in Jesus as our own Savior.*

## **Song Game: Sign It, Say It, What Does It Mean?**

### **Materials**

Sign Language signs used in song, particularly choose words with important meanings you want the children to learn, such as “grace”, “redeem”, etc.

Bag or bowl

### **Preparing the Game**

1. Cut out signs and put in bowl.

### **Playing the Game**

1. Practice the song and signs until the children know them well. Then put all the signs we’ve learned in this bag/ bowl and mix them up.
2. Ask one of the children to choose a sign, but not show it to anyone...but you, if they need some help.
3. Ask the child to do the sign for the rest of the children and see if the other children can guess which one it is. Do the sign with the child, if desired.
4. When the children guess the sign, ask them the meaning of the word. If no one guesses the sign, put it back in the bowl to be picked again.
5. Choose another child to pick a new sign from the bag and continue.

NOTE: You might want to sing the song after you do each word or couple of words.

Game continues as number of questions, time, and attention span allow.



choose a FEW questions for discussion, then choose the game and/or music activity

**Bible Truth 2 BIBLE VERSE****Meditation Version: Genesis 1:26-27**

Then God said, "Let us make man in our image, in our likeness...." So God created man in his own image, in the image of God he created him; male and female he created them. God blessed them and said to them, "Be fruitful and increase in number; fill the earth and subdue it. Rule over the fish of the sea and the birds of the air and over every living creature that moves on the ground."

**Alternate Memory Version: Genesis 1:26-27**

"Then God said, "Let us make man in our image, in our likeness...." So God created man in his own image, in the image of God he created him; male and female he created them."

**Understanding the Bible Verse**

1. Why did God say let US make man in OUR own image? *God the Father was speaking to God the Son and the Holy Spirit.*
2. In whose image did God make humans? *In His own image.*
3. What does man mean: just men or men and women? *Men and women.*
4. What does it mean that God make humans in His own image, His own likeness? *It does not mean that humans look just like God or have powers just like God. It means that God gave humans some characteristics that are a special reflection of Him, unlike any of the other earthly creatures he made. He also gave people minds and hearts that could know and love Him and others. He gave them a spirit that does not die. They can know right from wrong.*
5. Who did God give humans to rule over? *The earth and all the earthly creatures.*
6. What did God tell humans to do? *Have lots of children and fill the earth. Care for it and its creatures. Enjoy, explore and conquer the whole earth, making it all their home.*

**Bible Truth Connection Question**

1. What does this verse have to do with the **Bible Truth: God Created People Perfectly Good in the Beginning?** *These verses tell us how God created people good in the beginning and the job He gave them to do.*

**Story Connection Questions**

1. How does these verses relate to our story? *Through Jesus, all things were made in the beginning, Humans were made not just with bodies, but with bodies and spirits. When sin came into the world, suffering, sickness and death came with it. Humans bodies got sick and died. Their hearts became rebellious against God. They did not want to love Him or know Him. But in God's great mercy, He sent Jesus into the world to break the power of sin and death. He displayed this power as He healed this woman's bleeding problem, raised Jairus' daughter from the dead, and encouraged them both to turn and trust Him in their hearts.*

**Life Application Questions**

1. How has God called you even today to rule over and subdue part of His creation? *Various answers: Work hard in school to learn about the world. Take care of nature, work a garden, take care of pets, etc. Enjoy the world and explore it, looking for how it reflects the wonderful God who made it all.*
2. What is something God wants you to do because you are made in His image? *Know and love Him. Look for His glory in creation and praise Him for what you see.*
3. How can we know and love God? *We must turn away from our sins, confess them to God, and trust in Jesus as our own Savior. If we do, He will forgive our sins and make us His dearly loved people. He will fill us with His Holy Spirit who works in our hearts, helping us to know and love God.*

**ACTS Questions**

1. What is something we can praise God for from this Bible verse? *The LORD is our Good Creator.*
2. What is something we can confess to God from this Bible verse? *That many times we act like He is not our Creator. We want to do things our own ways instead of obeying Him and His good ways. We deserve His eternal punishment! We need a Savior!*
3. What is something we can thank God for from this Bible verse? *We can thank God for making us in His image so that we can know Him and we can see what He is like in the world around us. We can thank Him for things we learn and enjoy in the world, as we explore it.*
4. What is something we can ask God for from this Bible verse? *To do a good job of caring of ruling over this world He's given to us. To help us see Him in all the wonderful things He's made. And, to work in our hearts that we would turn away from our sins and trust Jesus as our Savior. That we might have His Holy Spirit create a new heart in us so that we can know special closeness with Him, the way He created us to have.*

**The Gospel**

1. God is our Creator, but we have all chosen to turn away from Him and disobey Him and His good ways. Is there any hope for us? What is the gospel?  
*God is the good Creator and King of the world. He made people to worship Him and live by His good laws. But we are all sinners who have rebelled against Him. We all deserve death--God's just, eternal punishment for our sins. How terrible! But God has good news for us. In His great mercy, God sent His Son Jesus to earth to save sinners. Yes, Jesus, the perfect Son of God, left His home in heaven and became a man. He lived the perfect life that pleases God. (He's the only one who has ever done that!) He offered it up to God His Father as the perfect sacrifice for sins when He suffered and died on the cross. Then, on the third day, Jesus rose from the dead in victory. He had fully paid for the sins of God's people, so they wouldn't have to! Now all who turn away from their sins and trust in Jesus as their Savior will receive forgiveness of sins and eternal life with God. They will be His very own special people who will know Him and enjoy Him forever. We can be God's people, too, if we turn from our sins and trust in Jesus as our own Savior.*

## Game: Verse Hi-Lo

### Materials

Bible verse written up in large print so that all can see  
A long pieces of rope

### Preparing the Game

1. Make up some questions about the verse and/or story. Use the Bible verse and Story Review Discussion questions, if desired.

### Learning the Verse

Some or all of your children may be non- or early readers. Teach the verse in sections, having them say it after you. Repeat a few times. Add clapping or other movement as they say it.

### Directions

1. If desired, lead the children in a discussion of a **FEW** of the most important questions before beginning game.
2. Explain the game to them as follows:  
Have the children line up in a straight line behind the leader. Explain to them that they will recite the Bible verse and then have a chance to see how high they can jump. After each round, the rope will be raised a little higher. jump across. For caution sake, don't raise it so high that most children will likely trip. One foot high is a good stopping height. Help younger children by holding one of their hands while they jump over. If a child can't make it over, he can answer one of the questions about the verse you prepared to get another chance to jump (Let him have a partner to help with answering their question, if desired.)

Game continues as time and attention span allow.

### Optional TAKING IT TO OTHERS Activity: Quiz Questions

Have the children choose a few of the questions from the game to ask the parents/other children during TAKING IT TO OTHERS time. Help pre-readers by whispering the question in their ear and letting them ask it aloud to the parents/other children. Make sure you read the Bible verse aloud before you ask your questions.

Directions:

1. Write words to song in large print before class.
2. Play the song for the children, helping them follow along on the song sheet.
3. Discuss the song, using a few questions from the discussion sheet. *Don't use them all!*
4. Introduce sign language for key words of your choice from sign language sheet for your song. Use as few or as many as you think the children can learn.
5. Sing and sign the song. Sign language as well as large format lyrics and sheet music are found in the PFI Unit Songbook or online.
6. If desired, play the Song Game.

**Optional TAKING IT TO OTHERS Activity: Presenting and Singing the Song**

1. Sing and sign the song, encouraging the watching children/parents to join in.
2. Ask the class some of the questions listed below. The Bible Truth Connection Question is particularly good to help them understand how the verse ties in with the Bible Truth.

**Then God Said**

Then God said, "Let us make man,  
Let us make man in our own image."  
Then God said, "Let us make man,  
Let us make man in our own image."  
Male and female, He created them,  
Male and female, He created them.

Then God said, "Let us make man,  
Let us make man in our own image."  
Then God said, "Let us make man,  
Let us make man in our own image."

**Listen to it on PFI NIV Songs 5, Track 12**

## Song Game: Pass the Secret Sign

### Materials

Sign Language signs used in song, particularly choose words with important meanings you want the children to learn, such as "grace", "redeem", etc.

Bag or bowl

Blindfold

### Preparing the Game

1. Cut out signs and put in bowl.

### Playing the Game

1. Practice the song and signs until the children know them well.
2. Have all the children stand in a tight circle, except one, "It" who will stand in the middle of the circle, blindfolded.
3. Have the children in the circle to put their hands behind their backs. Choose a sign from the bag and hand to a child in the circle, still keeping hands behind their backs, not looking at the sign.
4. When "It" says "Pass the Secret Sign", the children will begin to pass the sign around behind their backs.
5. When "It" says "Stop the Passing!" the child who has the sign freezes with the sign behind his back.
6. The child with the sign brings it around and looks at it. You can help the child practice the sign.
7. Then take the blindfold off of "It", watch the child with the card do the sign, then have "It" guess the name of the sign. (If desired, "It" can ask another child in the circle for help with their guess.)
8. The holder of the sign then becomes "It." Sing the song with all the signs, then repeat.

**STORY REVIEW**

Directions: Read and discuss Bible Truth, using a FEW of the questions. Play game. Feel free to modify the game to fit your children.

**General Story Questions**

1. Why would some like Jairus have little to do with someone like this sick woman? *He would be unclean and couldn't go to the synagogue to do his job.*
2. What sickness did the woman have? *A bleeding sickness.*
3. Why did the woman have to stay away from the synagogue? Why did people stay away from her? *Because her type of sickness made her unclean. They would become unclean, too, if they touched her or came in contact with her or her things or even where she had been.*
4. What would have to happen for her to not be unclean anymore? *Be healed for 7 days.*
5. What was Jairus' 12-year-old trouble? *His 12 year old daughter was about to die.*
6. Why did the woman and Jairus go to find Jesus, when everything else was hopeless? *Believed Jesus was no ordinary man. They had seen/heard the amazing things He did/said.*
7. Where had Jairus already come into contact with Jesus? *In the synagogue.*
8. What did the synagogue ruler do to get to Jesus? *Forced his way through the crowd, knelt down before Him and begged for His help.*
9. Why did the sick woman sneak up to Jesus and try to touch His cloak unnoticed? *She was unclean and wasn't sure what the crowd/Jesus might do if they saw she was there with them.*
10. Why did Jesus insist on talking to the woman after she had been healed? *Because Jesus had not come just to heal people's bodies. He came to encourage them to believe in Him that they might be saved. His healings were just signs that He was breaking the power of sin, suffering and death. He had come to give His people new hearts that wanted to love and know Him, as they were created to in the beginning.*
11. What did Jesus tell Jairus to do when the men from his house told him that his daughter had died? *Not to be afraid, but to believe.*
12. Why were there wailing women and flute players at Jairus' house? How many days would they stay there? *They were professional mourners that you were supposed to hire to help you mourn. They were supposed to mourn for seven days.*
13. Why did Jesus say to the mourners that the girl was just sleeping? *Not because she was taking a nap, but because Jesus had power to raise her from the dead, just like we might wake someone from a nap.*

**Bible Truth Connection Questions**

1. What does this story have to do with our **Bible Truth: God Created People Perfectly Good in the Beginning?** *In the beginning, all things were created through Jesus. As Creator of people, Jesus also had the power to heal them and bring them back to life. He used this power on earth to show people who He was and that He had come to break the power of sin, suffering and death that had marred the image of God in all people, ever since sin came into the world. Through Him, they could once more have spirits filled with love and knowledge of God, as they had been created for in the beginning.*

**Bible Verse Connection Question**

1. What does the story have to do with our **Bible Verse: Genesis 1:26-28:** "Then God said, "Let us make man in our image, in our likeness..." So God created man in his own image, in the image of God he created him; male and female he created them. God blessed them and said to them, "Be fruitful and increase in number; fill the earth and subdue it. Rule over the fish of the sea and the birds of the air and over every living creature that moves on the ground."?  
*Through Jesus, all things were made in the beginning, Humans were made not just with bodies, but with bodies and spirits. When sin came into the world, suffering, sickness and death came with it. Humans bodies got sick and died. Their hearts became rebellious against God. They did not want to love Him or know Him. But in God's great mercy, He sent Jesus into the world to break the power of sin and death. He displayed this power as He healed this woman's bleeding problem, raised Jairus' daughter from the dead, and encouraged them both to turn and trust Him in their hearts.*

**Life Application Questions**

1. How do God's people today show they trust Jesus as the One through all things were created and through whom all things are sustained? *They pray that He would heal them when they are sick, knowing that if it is His perfect will for them, He can and will heal them. They pray that He would give them strength to live each day according to His will. And, they trust that when they die, He will raise them to life to live with Him forever in heaven.*
2. How can we become God's people? *By turning from our sins and trusting in Jesus as our own Savior.*

**ACTS Questions**

1. What's something we can praise God for from this story? *For being so powerful that He can even raise the dead!*
2. What's something we can confess from this story? *That many times we don't want to know and love God. Many times we want to do what we want to do—even if it is wrong. We need a Savior!*
3. What's something we can thank God for from this story? *For being so caring so much for people, with hurt bodies and sinful spirits. For helping people like the woman, who no one would have anything to do with because of her illness. Yet, He is happy to heal her! For being the God that raises His people from the dead! Even when they die, God's people know that He will be taking them to live with Him, and that will be best of all!*
4. What is something we can ask God for, from this story? *That God would work in our hearts that we would have faith to believe in Him, like the woman with the bleeding.*

**The Gospel**

1. In His perfect wisdom, God may not always choose to heal people of their sicknesses in this life. But He does promise to always save people from their sins when they repent and believe in the gospel. What is the gospel? *God is the good Creator and King of the world. He made people to worship Him and live by His good laws. But we are all sinners who have rebelled against Him. We all deserve death--God's just, eternal punishment for our sins. How terrible! But God has good news for us. In His great mercy, God sent His Son Jesus to earth to save sinners. Yes, Jesus, the perfect Son of God, left His home in heaven and became a man. He lived the perfect life that pleases God. (He's the only one who has ever done that!) He offered it up to God His Father as the perfect sacrifice for sins when He suffered and died on the cross. Then, on the third day, Jesus rose from the dead in victory. He had fully paid for the sins of God's people, so they wouldn't have to! Now all who turn away from their sins and trust in Jesus as their Savior will receive forgiveness of sins and eternal life with God. They will be His very own special people who will know Him and enjoy Him forever. We can be God's people, too, if we turn from our sins and trust in Jesus as our own Savior.*

## Game: Beanbag in the Hole

### Materials

Paper and pencil  
Markers  
Story Review Discussion & Quiz Questions  
Beanbag  
2' by 2' piece of cardboard  
Tape

### Preparing the Game

1. Choose 20+ questions for your game from the Story Review Discussion Questions, or make up your own.
2. Bend back about 3" along two opposite sides of the cardboard. Cut 3 to 5 holes in the main part of the cardboard that are just large enough for the beanbag to be thrown in easily. Use the tape along the top and bottom to hold back in place the bend sides of the cardboard, making a stand for the target. Use the markers to write point values for each hole in the target.

### Playing the Game

Divide the children into two teams. Teams will take turns tossing the beanbag at the target board. Each child gets three chances to get the beanbag in a hole. If he does, the leader reads a question to the child/team. A correct answer is worth as many points as is indicated on the target hole.. If answered incorrectly, the question goes to the other team who can get half the point value for a correct answer.

Game continues until the children find all the questions, or as number of questions, time, and attention span allow.

### Non-competitive Option

Don't split into teams. Set a target point number for the group, telling them that together they are going to see how many turns it takes to reach the target number. Have the children take turns tossing the beanbag (three tries each). Tally number of turns on a piece of paper. When the target number has been reached, start over and try to reach the target number in fewer turns.

### Optional TAKING IT TO OTHERS Activity: Quiz Questions

Have the children choose a few of the questions from the game to ask the parents/other children during TAKING IT TO OTHERS time. Help pre-readers by whispering the question in their ear and letting them ask it aloud to the parents/other children.



**CASE REPLAY ACTIVITIES**

Use this guide to review the Case Story and act it out for others to enjoy!

**CASE REPLAY, JR: YOUNGEST CHILDREN**

**Description:** The children will act out the story together, everyone doing the same action/sound effect at the same time. This activity is most suitable for kindergarteners.

**Materials**

The Case RePlay, Jr. script for younger children

**Preparation**

1. Read through the script and write in the blanks along the side possible actions/sound effects the children could do to act it out.

**Instructions**

1. Tell the children that they will be re-enacting the story together as you tell it.
2. As you read the script, lead the children in actions/sound effects to do with you.
3. If desired, you can read the script and stop at certain sentences and ask them what a good action/sound effect would be to act out what you just read.
4. Repeat the re-enactment one or two times more.

**CASE REPLAY, SR: OLDER CHILDREN**

**Description:** The children act out the story as a three-scene play. You will narrate it using the Case RePlay, Sr. script and they will act it out (no spoken words, for the most part), with each child assuming a different character's role. This activity is most suitable for first grade and up. You will review the story, then practice it a few times before performing it for others.

**Materials**

The Case RePlay, Sr. script  
White board or other large format paper  
Costumes and props

**Preparation**

1. Prepare for the play by choosing costumes and props for each character in the story. Decorate the area with any scenery props.
2. Write the words "Beginning," "Middle," "End" on a large piece of paper/whiteboard with plenty of space under each heading. You will use this paper to help the children think about the story as a three-scene play, as it is presented in the script.

**Instructions**

1. Tell the children that they will get to act out the story as a three-scene play, with a beginning, middle and end section. Tell them that before they can act it out, they need to think it out. as you narrate it with your script.
2. Take the children's answers as they recount the story, helping them put key incidents in the right order.
3. If desired, when they have filled in their Beginning, Middle, End, read through your whole (real) script, so they hear exactly what you will have them act out.
4. Then tell the children that it's time to practice acting out the story.
5. Assign parts to each child. If you are using costumes, do NOT give them out at this point. They will be a distraction.
6. Have all the children sit on the floor or in chairs on one side of the "stage," then call the characters up in place as their part in the story comes.
7. As you read the script, guide the children in where you want them to move or do to act it out.
8. After going through the whole script once, give out any costumes and props and act out the script once or twice more.

**Optional TAKING IT TO OTHERS Activity: Re-enacting the Story**

Read the script as the children act out together (younger) or assuming different roles (older) as the other children or the parents watch.



## **CASE REPLAY, SR--OLDER KIDS (1ST GRADE AND UP) P.3**

Welcome to our play! The name of our story is called: The Case of the Twelve-year-old Troubles.

Our story takes place in Capernaum, in New Testament times, while Jesus lived on earth.

The characters in our story are: Jesus, his disciples, Jairus, his wife and daughter; the woman with the sickness, doctors, the crowd, the mourners and flute players

And now we present: "The Case of the Twelve-year-old Troubles."

### **Scene 1: (Beginning)**

Capernaum was a town of about 2000 people where everyone knew everyone else and could greet them by name. The two main people in our story would certainly have been known by everyone in town. One was Jairus, the synagogue ruler (caretaker and scheduler of men to read and preach God's Word). The other was a rich lady. No one wanted to get near the rich lady because she was sick with a bleeding disease. By the laws of Moses, this illness made her "unclean." Everything she touched, sat on, or slept on had to be washed or thrown away. She was not allowed to worship God in the synagogue. If someone else came into contact with her, they became unclean for the rest of the day. For twelve years, the woman kept bleeding with this sickness. She used up all her money on doctor's and medicines, but no matter what they told her to do, she never got well. Jairus had his own twelve-year-old trouble. His dear, only child—a twelve-year old girl—had grown very ill and was about to die.

### **Scene 2: (Middle)**

Both the woman and Jairus were desperate for help. When they heard Jesus had returned by boat to Capernaum they went to find Him. Jairus made his way through the huge crowd that had already gathered around Jesus. He fell to his knees before Jesus and begged Him to lay His hands on his daughter and heal her. As Jesus and the crowd turned to go with Jairus, the sick woman sneaked through the crowd unnoticed and reached out to touch one of the tassels on Jesus' rabbi cloak. She thought that even if she just touched His robe she would be healed. Immediately she was healed. Jesus knew power to heal had left Him. He asked the crowd who touched Him. His disciples laughed at the question since so many people pressed against Him. Jesus kept asking and at last the woman came forward and told Him her whole story. Jesus told her that her faith in Him (not touching His cloak) was why God had healed her. He wanted her body well, but cared far more that in her spirit she might once more know and love God as she had been created to.

### **Scene 3: (End)**

Men from Jairus' house came up and told Jairus that his daughter had died and not to bother Jesus anymore. Jesus told Jairus not to be afraid, but to believe. Jesus, Jairus, and Peter, James and John went on to Jairus' house, where the mourners were wailing the flute players playing. Jesus told them to stop because the girl was just sleeping. They mocked him, not understanding that He as the One through whom all things were created in the beginning, He had power to raise the dead as we might wake someone from a sleep. Jesus ordered the noisy mourners out and then took His disciples, Jairus and his wife into where the girl lay dead. He took the girl's hand, commanded her to arise, and she did. She got up, walked around and then ate food her parents gave her. They were all amazed at Jesus' great power.

### **Bible Truth Tie-In:**

The Bible Truth we are learning is: **God Created People Perfectly Good in the Beginning.** Jesus was the Son of God, through whom all things were created. He had power to heal and even bring back to life His creations. He used these powers to encourage people to trust Him as their Savior.

## Jairus' Dead Daughter Gets Up

### Description

Children will make a clothes peg Jairus' daughter who pops up off of her mat.

### Materials

Poster board  
 Markers (fine tip)  
 Tape  
 1 Clothes peg per child  
 Jiggly eyes  
 Scraps of fabric, felt, yarn for girl's blanket, clothes, hair, etc.  
 Popsicle stick  
 1 Rubber band per child  
 Craft glue  
 Glue gun and glue or packing tape

### Preparing the Craft

1. Cut 1 per child of Template #1 out of the poster board. Cut slit as indicated. This will be her mat
2. Cut 1 per child of Template #1 out of the fabric scraps. This will be her blanket.
3. Set out rest of supplies (except glue gun!).

### Making the Craft

1. Show the sample of the craft you have made.
2. Have the children slide the popsicle stick all the way the slot in the clothes peg. Tightly wrap the rubber band around the clothes peg and slip over both the clothes peg and the popsicle stick, so that they hold securely together.
3. Have the children decorate their Jairus' daughter using the fabric scraps, yarn, jiggly eyes, etc. . Wrap a simple rectangle of fabric around the body of the clothespin and use a piece of yarn to secure it in place.
4. Have the children stick the end of the popsicle stick through the slit in the poster board Template #1 until base of clothes peg is up to the slit.
5. Have the children choose a "blanket" from the ones you have made. They can tape the middle of one end of the blanket to the end of the popsicle stick OR, you can glue gun it for them with a dab of hot glue.
6. Lay Jairus' daughter down upon her poster board "mat" and cover her up with the blanket. Then pivot the popsicle stick down and Jairus' daughter pops up out of her bed and her blankets fall off of her.

### Making a Bible Truth Connection

Once the children have settled into their craft, use the Bible Truth- Craft Connection Sheet to lead discussion about the craft. Note that most of these questions echo the questions on the case board, providing a review of what the children learned earlier.

### Optional TAKING IT TO OTHERS Activity: Craft Presentation

If you are presenting the craft to other children or parents the children can hold up their crafts (or your model craft) and read their Bible Truth Connection answers to explain the importance of the craft.

**CASE CRAFT****Discussion Guide****Instructions:**

As the children are settled into making their craft, ask them these questions to help them understand the craft's significance. Use the answers provided to guide the children's answers.

**Discussion Questions**

1. What was wrong with Jairus' daughter?  
*She was sick and then she died.*
2. Why did Jairus decide to send Jesus away?  
*Because he didn't think there was anything Jesus could do for a dead girl.*
3. What did Jesus do to Jairus' daughter? What did this show?  
*Jesus raised her from the dead, showing that He had power over life and death.*
4. What is Bible Truth that we are learning?  
*God Created People Perfectly Good in the Beginning.*
5. What does our craft have to do with our Bible Truth: God Created People Perfectly Good in the Beginning?  
*Jesus could raise Jairus' daughter from the dead because He was one through whom people were created in the beginning. He gave Adam and Eve life then. He could give life back to Jairus' daughter now.*
6. What can our craft help us remember?  
*Not even death is more powerful than Jesus. That's because all things were created through Him. He has power over life and death.*

**TAKING IT TO OTHERS****Craft Presentation****Instructions:**

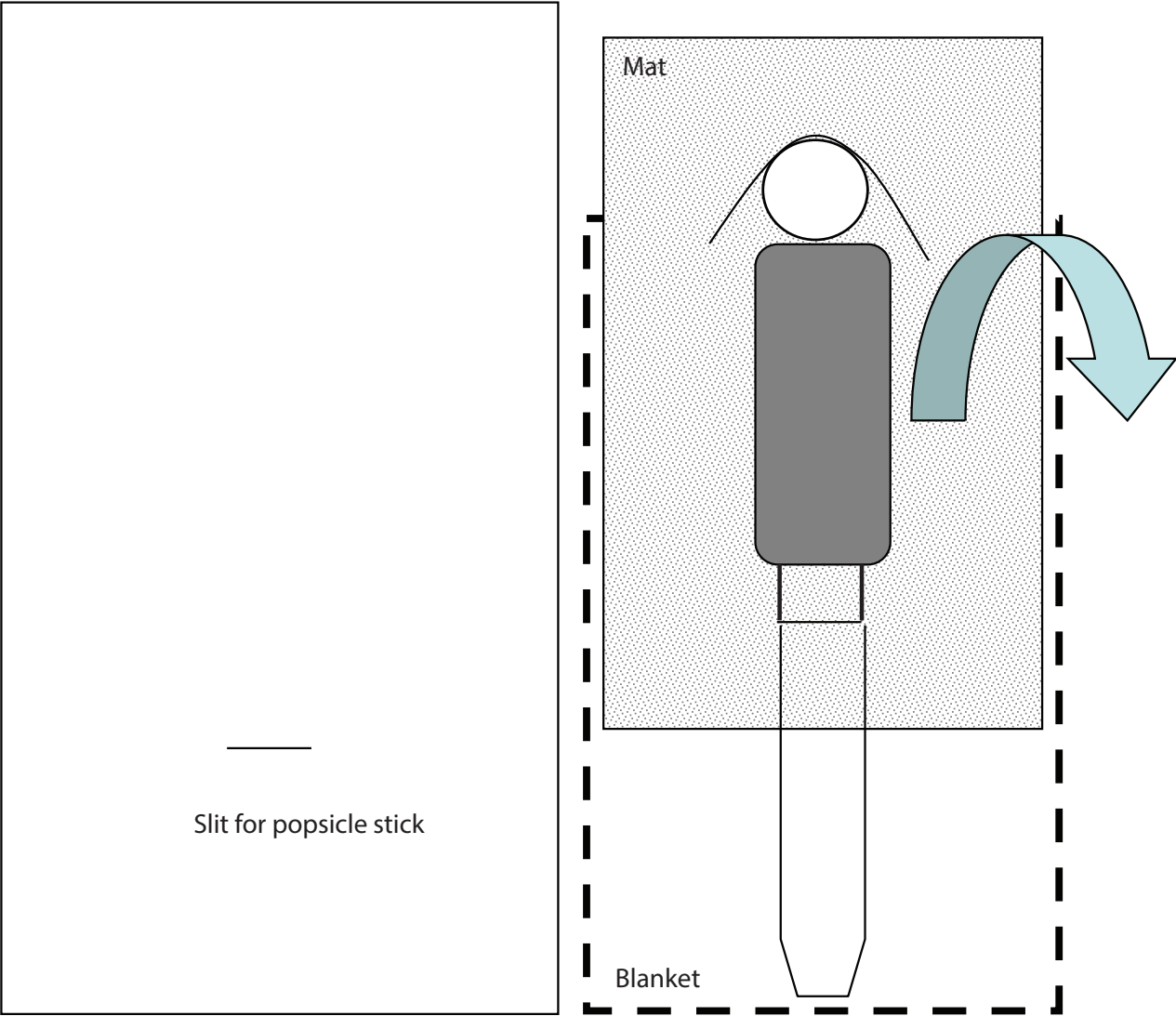
Have children hold up your model craft/their crafts. Choose five children (or you say) the five sections below to explain the craft's importance.

**Presentation:**

1. Our craft is: Jairus' Dead Daughter Gets Up.
2. In Capernaum, Jesus told Jairus' dead daughter to get up off her mat to show that He had power over life and death.
3. Our Bible Truth is: God Created People Perfectly Good in the Beginning.
4. Jesus could raise Jairus' daughter from the dead because He was one through whom people were created in the beginning. He gave Adam and Eve life then. He could give life back to Jairus' daughter now.
5. Our craft can help us remember that not even death is more powerful than Jesus. That's because all things were created through Him. He has power over life and death.

Note: Even non-readers can participate in presenting the craft, if you will whisper what they are to say in their ear and let them say it aloud for the others to hear.

Craft Pattern #1  
Mat and Blanket







**BEFORE CLASS:****1. PICK YOUR PERSON**

VIPPs can be anyone in your church! Typically, they fall into 6 categories: Church staff, Elders, Deacons/deaconesses, Special Volunteers (people who aren't paid, but spend a lot of time helping out in particular ways), Supported Workers (aka missionaries), and Church Members.

**2. GATHER YOUR FACTS**

Use the VIPP Information Sheet to write down the facts about your VIPP. The information on this worksheet is used in the VIPP activities, listed in the "Choose an Activity" section below.

**DURING THE ACTIVITY:****1. INTRODUCE YOUR VIPP**

Introduce your VIPP to the children, using the VIPP Information Sheet. Fill in a set of VIPP Clue Cards with the information for your VIPP. If desired, you can even have the actual person come into class for the children to meet.

Need help describing what someone does for the church in a kid-friendly way? Check out the list of common VIPPs on the Praise Factory website in the PFI resources. There are lots of kid-friendly descriptions for common VIPP's, such as pastors, elders, deacons and a lot more.

**2. PRAY!**

Lead the children in praying for the VIPP. Ask the children if they would like to pray for one of the VIPPs prayer requests. Even non-readers can pray for the VIPP if you whisper the prayer request in their ear, then let them say it aloud. Never force a child to pray!

**3. CHOOSE AN ACTIVITY**

There are two activities you can use to help the children learn about the VIPP:

**VIPP Clue Cards:** These are nine coloring sheets in which children fill in the nine things they learn about the VIPP from the VIPP Information Sheet. Photocopy a set of each child. Use as few or as many of these Clue Cards as you desire.

**VIPP Game:** This is a game that uses a set of Clue Cards for one or two VIPPs.

Choose a VIPP and fill in his/her information on the VIPP Information Sheet. Fill in a set of VIPP Clue Cards with the information for your VIPP. Tell the children about the VIPP, having them fill in the VIPP Clue Cards with the key facts as they learn them. Write any words the children need to write on a white-board or other piece of paper so they can see how to spell them. Help younger children write these words on their clue cards. Ideas for how to tell the children about many common VIPPs are listed at [praisefactory.org](http://praisefactory.org) with the resources for this Bible Truth.

**Optional TAKING IT TO OTHERS Activity: Introduce and Pray for the VIPP**

If you are presenting the VIPP to other children or parents you can assign children to hold up the 10 clue cards and say what each card tells about the VIPP. (Or, you can have the children hold them up as you tell what each one means.) Then lead the children in praying for the VIPP.

## Game: Stop and Go

### Materials

Information for one VIPP  
2 Sets of Clue Cards  
8 8.5" x 11" Manilla Envelopes  
Ball  
Blindfold  
Bag

### Preparing the Game

1. Fill in one set of clue sheets for the VIPP you are using.
2. Tape the other (blank) set of Clue Cards to the outside of the manilla envelopes.
3. Put the filled-in clue cards in the corresponding envelope.
4. Put all the Clue Cards envelopes in a bag, except for the ones with the names and pictures of the VIPPs.

### Playing the Game

**Reveal:** Tell the children about the VIPP, showing them your filled-in clue cards as you tell about them.

**Review:** Have the children stand or sit in a circle. Choose one child to be the Caller. The Caller stands in the center of the circle, blindfolded. Hand the ball to a child in the circle. At the Caller's "Go" command, the ball is passed around the circle. It is passed around until the Caller says "Stop." Whoever has the ball when the Caller says stop chooses a Clue Card envelope. The child (or the teacher) tells the class the Clue Card category and asks them if they can remember the answer for the VIPP. The envelope is opened to see what the answer is. If the children get it right, the category is retired. If they get it wrong, it goes back into the pile of envelopes.

**VIPP INFORMATION SHEET**

**VIPP NAME:**

\_\_\_\_\_

**WHAT VIPP LOOKS LIKE**

Man or Woman? \_\_\_\_\_

Hair color? \_\_\_\_\_

Eye color? \_\_\_\_\_

**FAVORITE ANIMAL**

\_\_\_\_\_

\_\_\_\_\_

**FAVORITE FOOD**

\_\_\_\_\_

\_\_\_\_\_

**FAVORITE FREE TIME ACTIVITY**

\_\_\_\_\_

\_\_\_\_\_

**WHAT VIPP DOES DURING WEEK**

\_\_\_\_\_

\_\_\_\_\_

\_\_\_\_\_

\_\_\_\_\_

**VIPP GROUP OF SERVICE:**

Church Member

Deacon

Elder

Church Staff

Special Volunteer

Supported Worker  
(Missionary)

**3 WAYS VIPP SERVES CHURCH**

\_\_\_\_\_

\_\_\_\_\_

\_\_\_\_\_

\_\_\_\_\_

\_\_\_\_\_

\_\_\_\_\_

\_\_\_\_\_

\_\_\_\_\_

**3 WAYS TO PRAY FOR THE VIPP**

\_\_\_\_\_

\_\_\_\_\_

\_\_\_\_\_

\_\_\_\_\_

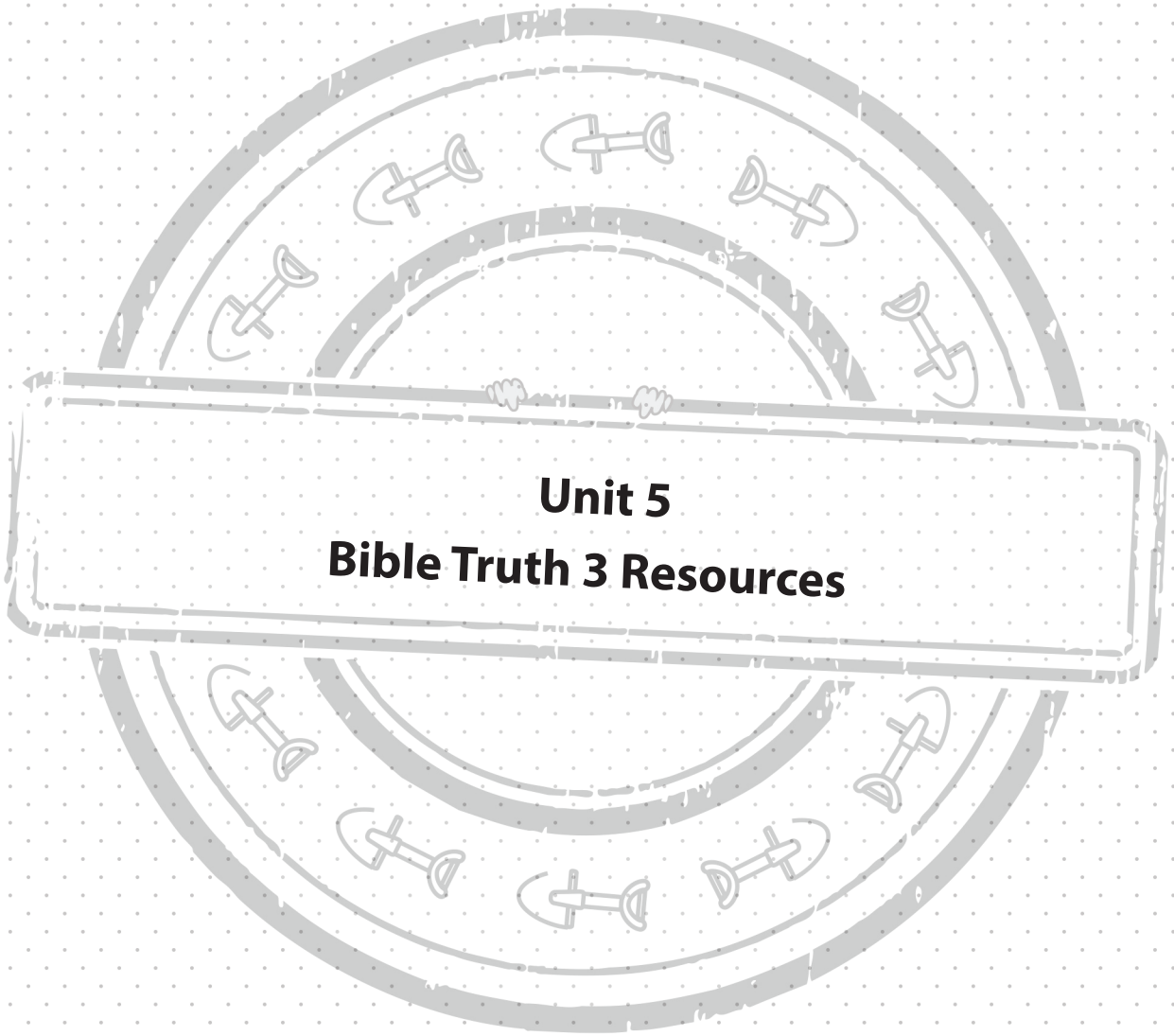
\_\_\_\_\_

\_\_\_\_\_

\_\_\_\_\_

\_\_\_\_\_





## **BIBLE TRUTH 3 OVERVIEW**

### **Unit 5: God, the Good Creator**

**Big Question and Answer:** "Can You Tell Me What God Made? God Made All Things Good!"

**Bible Verse:** "In the beginning, God created the heavens and the earth...God saw all that He had made, and it was very good." Genesis 1:1,31 NIV 1984

### **Bible Truth 3 Concept: God Created the World to Praise and Glorify Him**

God did not create the world because He was lonely or bored. God the Father, Son and Holy Spirit have always been perfectly happy, enjoying each other in perfect fellowship. He had no need for anyone or anything else to be happy. God created the world because He wanted to. He created it all as a display of His glory (who He is).

Everything God created praises and glorifies Him by being little pictures of what He is like. Because God made people in His image, we have the greatest ability to praise and glorify Him. To people alone, of all the earthly creatures, did God give a spirit to know and love Him. Only we can understand how His creations tell us about Him as we look at them.

God placed us in this wonderful world of His creation to enjoy it, and for the pleasure of praising, glorifying and enjoying God, as we see what it shows us about Him.

### **Bible Truth 3 Bible Verse**

***Meditation Version: Psalm 148:7-10***

"Praise the LORD from the earth, you great sea creatures and all ocean depths, lightning and hail, snow and clouds, stormy winds that do his bidding, you mountains and all hills, fruit trees and all cedars, wild animals and all cattle, small creatures and flying birds, kings of the earth and all nations, you princes and all rulers on earth, young men and maidens, old men and children. Let them praise the name of the LORD, for his name alone is exalted; his splendor is above the earth and the heavens."

***Alternate Memory Version: Psalm 148:7,9,10,11***

"Praise the LORD from the earth, you great sea creatures ...you mountains and trees, wild animals...and flying birds, kings of the earth and all nations. Let them praise the name of the LORD."

### **Bible Truth 3 ACTS Prayer**

- A** God, we praise for being our great Creator who is worthy of all our praise. His glory is in all the earth!
- C** We confess we often forget You and do not praise You as we should. We too often are trying to get other people to glorify us for good things we do, instead of You. We need a Savior!
- T** Thank You, God for making us in Your image so that we, more than any other creature, can have the pleasure of enjoying and praising You.
- S** God, help us to look at Your creation and know You, praise You and glorify You. Work in our hearts, that we might turn away from our sins and trust in Jesus as our Savior.

### **Bible Truth 3 Stories**

**Lesson 1: The Case of the King Who Would Not Praise (Old Testament)**

2 Kings 20-21, 2 Chronicles 32-33

**Lesson 2: The Case of the De Beata Vitae (Story of the Saints)**

**Lesson 3: The Case of the Great Day of Praise (New Testament)**

Matthew 21:1-11; Mark 11:1-11; Luke 19:28-44; John 12:1-17; Ephesians 1; 1 Peter 1:19-20; Revelation 5:11-13

**1. GETTING STARTED: Welcome and Opening Songs** (*introduce unit and get kids moving with these songs*)

|   |  |
|---|--|
| <p><b>Welcome</b></p>                   | <p>“Welcome to Praise Factory. We’re so glad you’ve joined us! Here at the PFI we are investigators. (That’s what the “I” stands for!) Investigators look for answers to questions. In PFI, we look for answers to big questions about God. We dig deep down in the truths of God’s Word to find them.”</p>  |
| <p><b>Praise Factory Theme Song</b></p> | <p>“Let’s sing our Praise Factory Investigator’s theme song.”</p> <p><b>PFI: Praise Factory Investigators</b> <span style="float: right;"><i>PFI NIV Songs 5, Track 1</i></span></p> <p>We’re PFI: Praise Factory Investigators,<br/>Diggin’ deep down for truths in God’s Word,<br/>That’s PFI: Praise Factory Investigators,<br/>Diggin’ deep down for truths in God’s Word,<br/>We’re looking for answers to very big questions,<br/>Big questions about God,<br/>If you’re looking for answers to very big questions ‘bout God, come along,<br/>Join PFI: Praise Factory Investigators,<br/>Diggin’ deep down for truths in God’s Word,<br/>That’s PFI: Praise Factory Investigators,<br/>Diggin’ deep down for truths in God’s Word.<br/>Deep down, diggin’ down, Let’s go diggin’ down,<br/>Deep down, diggin’ down,<br/>‘Til answers to all our Big Questions we’ve found.<br/>We’re PFI: Praise Factory Investigators,<br/>Diggin’ deep down for truths in God’s Word,<br/>That’s PFI: Praise Factory Investigators,<br/>Diggin’ deep down for truths in God’s Word.</p> |
| <p><b>Classroom Rules Song</b></p>      | <p>An important part of Praise Factory is helping us worship God and love one another. Our WoGoLOA song reminds us how we should act. Let’s sing it.”</p> <p><b>WoGoLOA Rules Song</b> <span style="float: right;"><i>PFI NIV Songs 5, Track 2</i></span></p> <p>Refrain:<br/>WoGoLOA means “Worship God and love one another,”<br/>WoGoLOA means “Worship God and love one another.”</p> <p>WoGo means “Worship God.”<br/>Sound off, 1,2,3,<br/>Joyfully take part,<br/>Listen to others,<br/>Obey your teachers. (<i>Refrain</i>)</p> <p>LOA means “Love One Another.”<br/>Sound off, 1,2,3,<br/>Be kind,<br/>Be encouraging,<br/>Help others, help others. (<i>Refrain twice</i>)</p>   |



**1. GETTING STARTED, continued**

|   |   |
|---|---|
| <p><b>Opening Prayer</b></p>                    | <p>"When we keep the WoGoLOA rules, we help each other worship God and love one another today. Let's ask God to help us obey these rules, and to help us worship Him and love one another as we learn more about Him today. Let's pray." <i>Pray.</i></p>   |
| <p><b>Big Question Under Investigation:</b></p> | <p>"Now it's time to turn to today's <b>Big Question Under Investigation</b>.<br/>It's: <b>Can You Tell Me What God Made?</b></p>   |
| <p><b>Big Question 5 and Songs</b></p>          | <p>In the beginning, God created everything. And when He did, He created all things good and for His glory.</p> <p>So the answer to our Big Question, '<b>Can You Tell Me What God Made?</b>' is:<br/><b>God Made All Things Good!</b></p> <p>"Let's sing our Big Question Song(s): <span style="float: right;"><i>choose one or both</i></span></p> <p><b>Big Question 5 Song</b> <span style="float: right;"><i>PFI NIV Songs 5, Track 3</i></span><br/><i>(adapted version of "London Bridge Is Falling Down")</i><br/>Can you tell me what God made?<br/>What God made, what God made?<br/>Can you tell me what God made?<br/>God made all things good!</p> <p><b>Can You Tell Me What God Made?</b> <span style="float: right;"><i>PFI NIV Songs 5, Track 4</i></span><br/>Refrain:<br/>Can you tell me what God made?<br/>Can you tell me what God made?<br/>Can you tell me what God made?<br/>God made all things good, God made all things good (through Jesus/for His glory)!<br/>God made all things good, God made all things good!</p> <p>Verse 1<br/>Manatees, bumblebees, the air we breathe,<br/>Orca whales, bunny tails and slimy snails,<br/>Furry yaks, yummy snacks, bumpy camel backs,<br/>God made all things good!<br/>Cookatoos, kangaroos, the sky so blue,<br/>Sparkly gems, cherubim and monkey limbs,<br/>Thunder clouds, peacocks proud, the lion bit and loud!<br/>God made all things good! <i>Refrain</i></p> <p>Verse 2<br/>Frogs that leap, woolly sheep, the shank's big teeth,<br/>Tiny gnats, rivers fast, and chloroplasts,<br/>Mountains high, octopi, the starts up in the sky,<br/>God made all things good!<br/>Sandy dunes, sun and moon, doves that coo,<br/>Flying fish, rhinocerish, the bugs we squish!<br/>Apple trees, the wavy seas, yes, even you and me!<br/>God made all things good! <i>Refrain</i></p> <p><i>Extra Unit 5 Song: The Days of Creation</i> <span style="float: right;"><i>PFI NIV Songs 5, Track 5</i></span></p> |

**1. GETTING STARTED, continued****Unit 5  
Bible Verse**

"How do I know this is true? The Bible tells me so!

Genesis 1:1,31 tells us: "In the beginning, God created the heavens and the earth... God saw all that He had made, and it was very good."

**Big Question 5 Bible Verse Song***PFI NIV Songs 5, Track 6***God Saw All that He Had Made: Genesis 1:31 NIV 1984**

God saw all that He had made,  
 God saw all that He had ma-ee-ay-ee-ade,  
 God saw all that He had made,  
 God saw all that He had made,  
 And it was very good.  
 Genesis One, thirty-one.

"God made everything in our whole world, long ago in the beginning. of time. He looked at it all and called it very good. That's because He made it all just right!"

**2. DIGGING DEEP DOWN: Key Concept and Story (introduce the Bible Truth and tell the related story)****Bible Truth 3**

"It's time for us to dig down deeper for answers to our Big Question. We're learning **FOUR** Bible Truths that all tell us something about what good things God made in the beginning. We've already learned some. Can you remember any of them? (God Created All Things Good in the Beginning, God Created People Perfectly Good in the Beginning).

The Bible Truth we are going to be thinking about today is:

**God Created the World to Praise and Glorify Him**

God did not create the world because He was lonely or bored. God the Father, Son and Holy Spirit have always been perfectly happy, enjoying each other in perfect fellowship. He had no need for anyone or anything else to be happy. God created the world because He wanted to. He created it all as a display of His glory (who He is).

Everything God created praises and glorifies Him by being little pictures of what He is like. Because God made people in His image, we have the greatest ability to praise and glorify Him. To people alone, of all the earthly creatures, did God give a spirit to know and love Him. Only we can understand how His creations tell us about Him as we look at them.

God placed us in this wonderful world of His creation to enjoy it, and for the pleasure of praising, glorifying and enjoying God, as we see what it shows us about Him.

**2. DIGGING DEEP DOWN, continued**

|  |   |
|--|---|
| <p><b>Bible Truth 3 Hymn</b></p>                 | <p>“Long ago, a man named Thomas Ken was thinking about this Bible truth, too. He wrote the words to a hymn that we call the Doxology. We’re going to learn it.”</p> <p><b>Doxology</b> <span style="float: right;"><i>PFI NIV Songs 5, Track 13</i></span></p> <p>Praise God, from whom all blessings flow;<br/>Praise Him, all creatures, here below;<br/>Praise Him above, ye heav’nly host;<br/>Praise Father, Son, and Holy Ghost. Amen.</p> <p>“This hymn reminds us that all creatures here below on the earth and all the heavenly host above in heaven should praise God. He is their Creator and He made them to praise and glorify Him. All the good blessings they enjoy come from Him.</p>   |
| <p><b>Bible Truth 3 Bible Verse and Song</b></p> | <p>“The Bible verse we are going to be digging down into for this Bible Truth is:</p> <p><b>Psalms 148:7-10:</b><br/>“Praise the LORD from the earth, you great sea creatures and all ocean depths, lightning and hail, snow and clouds, stormy winds that do his bidding, you mountains and all hills, fruit trees and all cedars, wild animals and all cattle, small creatures and flying birds, kings of the earth and all nations, you princes and all rulers on earth, young men and maidens, old men and children. Let them praise the name of the LORD, for his name alone is exalted; his splendor is above the earth and the heavens.”</p> <p>The Bible tells us that everything God created praises God in its own way. They all display His glory and remind us of something about the wonderful God who created them. But of all God’s earthly creations, it is people--young and old, men and maidens, kings and humble people--who are made in God’s image and have a special ability to see God’s splendor in His creations and praise and glorify Him for who He is.</p> <p>We’ve said our Bible verse, now let’s sing it!</p> <p><b>Praise the LORD, from the Earth</b> <span style="float: right;"><i>PFI NIV Songs 5, Track 14</i></span></p> <p>Praise the Lord, from the earth,<br/>All you creatures of the sea,<br/>and all ocean depths,<br/>lightning, hail, snow and clouds,<br/>Stormy winds that do his bidding.<br/>Praise the Lord, from the earth, Praise the Lord.<br/>Praise the Lord, from the earth, Praise the Lord.</p> <p>Praise the Lord, from the earth,<br/>you mountains and all hills,<br/>you fruit trees and cedars,<br/>animals, flying birds, kings and rulers, men and maidens,<br/>Praise the Lord, from the earth, Praise the Lord.<br/>Praise the Lord, from the earth, Praise the Lord.</p> |

**2. DIGGING DEEP DOWN, continued****LESSON 1 STORY****Old Testament Story:****The Case of the King Who Would Not Praise**

2 Kings 20-21, 2 Chronicles 32-33

"Now it's time for today's story called: **The Case of the King Who Would Not Praise.**

**As you listen to the story, see if you can figure out:**

- 1. Who was the king? Who would he not praise?**
- 2. How did he change? Why?**

*(If desired, write these questions on a sheet of paper to refer to when the story is finished.)*

*Read story.*

*After reading story, ask for the children's answers to the questions.*

**1. Who was the king? Who did he praise and who would he not praise?** King Manasseh. He would praise terrible idols instead of the LORD.

**2. How did he change? Why?** He repented of his sins and turned to worship the LORD after he was put in prison in Assyria. The LORD forgave him, had him released and Manasseh went home and got rid of the idols.

*Close in prayer. (prayer suggestions included at end of story)*

**LESSON 2 STORY****Story of the Saints:****The Case of the De Beata Vitae**

"Now it's time for today's story called: **The Case of the De Beata Vitae.**

**As you listen to the story, see if you can figure out:**

- 1. What was the De Beata Vitae? Who wanted it?**
- 2. Where did he look for it and where did he find it?**

*(If desired, write these questions on a sheet of paper to refer to when the story is finished.)*

*Read story.*

*After reading story, ask for the children's answers to the questions.*

**1. What was the De Beata Vitae? Who wanted it?**

The good life. Augustine wanted it.

**2. Where did he look for it and where did he find it?**

He looked for it in pleasure--in doing whatever he wanted to do. He found it in knowing and enjoying God.

*Close in prayer. (prayer suggestions included at end of story)*

**2. DIGGING DEEP DOWN, continued****LESSON 3****New Testament Story:****The Case of the Great Day of Praise**

Matthew 21:1-11;

Mark 11:1-11;

Luke 19:28-44;

John 12:1-17;

Ephesians 1;

1 Peter 1:19-20;

Revelation 5:11-13

"Now it's time for today's story called: **The Case of the Great Day of Praise.**

**As you listen to the story, see if you can figure out:**

- 1. Who was waiting for the Great Day of Praise? What would happen on that day?**
- 2. When did they think it had come? When will the Great Day of Praise really come?**

*(If desired, write these questions on a sheet of paper to refer to when the story is finished.)*

*Read story.*

*After reading story, ask for the children's answers to the questions.*

**1. Who was waiting for the Great Day of Praise? What would happen on that day?**

The people of Israel were waiting for the Great Day of Praise. God's Messiah would save them from their enemies and bring God's kingdom where they would live happily forever.

**2. When did they think it had come? When will the Great Day of Praise really come?**

When Jesus entered Jerusalem on the donkey. They thought He was coming to get rid of their enemies and become their Messiah-king. It will come at the end of time when Jesus comes back. Then, He will put an end to sin and death and bring God's kingdom forever.

*Close in prayer. (prayer suggestions included at end of story)*

**3. TAKING ACTION: Response Activities** *(choose from among these activities)***Response Activities**

- **ACTS Prayer Activity:** Add your own prayer requests to the ACTS prayer
- **Sneaky Snack:** Story-related snack
- **Bible Truth Review Activity:** Game with questions related to the Bible Truth
- **Bible Truth Hymn:** Music activities to learn a portion of a Bible Truth-related hymn
- **Bible Verse Review Activity:** Game with questions related to Bible Truth Bible verse
- **Bible Verse Song:** Music activities to learn the Bible Verse song
- **Story Review Activity:** Game with questions related to the Bible Truth and Case
- **Case RePlay, Jr. and Sr.:** Two drama activities that review the story: one for younger children, one for older children.
- **Craft:** Story-related craft
- **VIPP (Very Important Prayer Person):** Game and a coloring activity to help children learn about people in your church and how to pray for them.

*(VIP resources: found online or at back of this book)*

**4. TAKING IT TO OTHERS** *Optional presentations for the last few minutes of class***Presenting to Other Children**

*If you split the children into different response activities, you can gather the children together again and have each small group make presentations to show the other children what they learned. Presentation ideas are included in the resources for each activity.*

**Presenting to Parents**

*If you keep your children together for response activities, you can have them make a presentation of something they have learned to their parents when they come to pick them up from class. Presentation ideas are included in the resources for each activity.*

**5. TAKING IT HOME** *(Take Home Sheet)***PFI Pronto**

*Give out the PFI Pronto for the case story as well as any other materials as the children are dismissed.*

## **BIBLE TRUTH 3, LESSON 1: PLANNER/OVERVIEW**

### **GETTING STARTED: Welcome and Opening Songs** (*introduce unit and get kids moving with these songs*)

**Welcome to Praise Factory:** PFI: Praise Factory Investigators Theme Song *PFI NIV Songs 5, Track 1*

**Rules to Help Us Worship God and Love Others:** WoGoLOA Classroom Rules Song *PFI NIV Songs 5, Track 2*

**Big Question Under Investigation:** Big Question 1 Songs *PFI NIV Songs 5, Tracks 3,4*

*Extra Song: The Days of Creation PFI NIV Songs 5, Track 5*

**Big Question Bible Verse:** Genesis 1:31 Song *PFI NIV Songs 5, Track 6*

### **DIGGING DEEP DOWN: Key Concept and Story** (*introduce the Bible Truth and tell the related story*)

**Bible Truth 3:** God Created the World to Praise and Glorify Him

**Bible Truth Hymn:** Doxology *PFI NIV Songs 5, Track 13*

**Bible Verse:** Psalm 148:7-10

**Bible Verse Song:** Praise the LORD, from the Earth *PFI NIV Songs 5, Track 14*

**Lesson 1 Old Testament Story:** The Case of the King Who Would Not Praise  
*2 Kings 20-21, 2 Chronicles 32-33*

### **TAKING ACTION: Response Activities** (*choose from among these activities*)

**Snack and Discussion Planner:** Manasseh with a Nose Hook

**ACTS Prayer:** Prayer Sheet

**Bible Truth Review:** Discussion Questions and Game: Menagerie

**Bible Truth Hymn:** Doxology *PFI NIV Songs 5, Track 13*

Song, Sign Language and Song Game: Mimic Me! **PFI NIV Songs 5 BOOK or ONLINE**

**Bible Verse Review:** Psalm 148:7-10: Discussion Sheet and Game: Hoop & Holler

**Bible Verse Song:** Praise the LORD, from the Earth *PFI NIV Songs 5, Track 14*

Song, Sign Language and Song Game: Word Take Away **PFI NIV Songs 5 BOOK or ONLINE**

**Story Review:** Discussion Questions and Game: Keep It Under Your Hat

**Case RePlay, Jr: Drama Activity for Youngest Children** (children do same story actions together)

**Case RePlay, Sr: Drama Activity for Most Children** (children re-tell story with individual parts)

**Craft:** Manasseh in Hook and Shackle

**VIPP (Very Important Prayer Person) Prayer Time:** Coloring Sheets (back of book) & Game: Mix and Match

### **TAKING IT HOME: Take Home Sheet for Review and Family Devotions**

**PFI Pronto:** Bible Truth 3, Lesson 1 **PFI NIV Prontos 5 BOOK or ONLINE**



**The Case of the King Who Would Not Praise** *2 Kings 20-21, 2 Chronicles 32-33*

by Connie Dever

**Our story is:**

**The Case of the King Who Would Not Praise.**  
**As you listen to the story, see if you can figure out:**

1. Who was the king? Who would he not praise?
2. How did he change? Why?

Our story takes place in Old Testament times, about 700 years before Jesus lived on earth. And it starts out in a graveyard...the Royal Cemetery of King David.

Great, King Hezekiah was dead and the people mourned his passing. Hezekiah had been a good king. He tried to do away with the terrible things his father, wicked King Ahaz, had brought to Judah. He got rid of the worship places to the false gods, Baal and Ashtoreth, Ahaz had set up. He stopped the terrible sacrifices by fire to the idol Molech Ahaz had allowed. Then he restored worship of the LORD in His Temple. With cymbals, trumpets and loud singing, Hezekiah had led the people in praising and glorifying the LORD again.

"We praise You, LORD, as the Creator of this world and Giver of all good things! Thank You for your good gifts! Thank You for being our God!" they sang in their celebrations. This was what Judah was meant to be: a land that praised the LORD. A little picture of how the whole world was meant to live.

And oh, how the LORD was worthy of that praise! He protected Judah and blessed King Hezekiah and the people. He even crushed the fierce armies of mighty King Sennacherib of Assyria who tried to capture Judah. Who had ever seen anything like this! A God who Himself comes to the rescue of His people! Should He not be praised? Should He not be glorified? Yes, He should! So many brought rich gifts to the LORD, and gave presents to King Hezekiah, too, for the LORD's great victory. For the rest of Hezekiah's life, kings and peoples honored him.

But now King Hezekiah was gone and it was the turn of this twelve-year-old boy, who stood by his father's tomb, to rule Judah. He was not too much older than some of you, yet now it was time for him to put away his boyish ways and to put on the manly crown of a king.

Everyone watched and waited to see what young Prince Manasseh would do. Would he be a good king like his father, or not?

Such a young boy as little King Manasseh would need others to help him. He couldn't possibly rule a nation like Judah on his own yet. But who would he turn to? Would it be the good prophet Isaiah and others who encouraged King Hezekiah to follow the LORD? If so, Judah would enjoy many more years of blessings under the LORD's protection. Or, would it be those others who had remained at court quietly, in the shadows, waiting for Hezekiah to die and for a chance to restore the worship of Baal and Ashtoreth, and to re-light the fires of Molech in the garden of the kings, as it had been in wicked King Ahaz's day.

We do not know how or why it happened, but Manasseh chose the advice of wicked men over the good men who had helped his father. Hezekiah had brought back the praise and glory of the LORD to Judah. He had made it a little picture of how the whole world was meant to live. But now, Manasseh tried to choke out the God's praise again and cover up His glory.

Away went the the good and holy laws of God's Word, stashed away in some dusty corner to be forgotten. In Manasseh brought magicians and witches. Away went the beautiful worship things of the Temple! And in Manasseh brought idols to worship the starry host--the sun, moon and stars-- as well as Baal and Ashtoreth. And in the gardens of the kings, Manasseh re-lit the fires of Molech. He, himself, sacrificed in them! Manasseh ordered the people of Judah to follow him in worshiping these gods. Those who refused were killed.

What would happen now? Would the LORD allow His

**Story-telling Tips****Ahead of time:**

1. Read the Bible verses and story. Pray!
2. Create story cue cards on index cards (or highlight text).
3. Practice telling story dramatically, timing your presentation. Shorten, if necessary to fit your allotted time.
4. Decorate area with story props that help bring your story alive.

**During your presentation:**

1. Maintain as much eye contact as possible as you tell the story. Point to/use props at important points in the story. Include the kids in your story with a few questions about what they think will happen or words/concepts that might be new to them.
2. Watch the kids for signs that their attention span has been reached. Shorten, if necessary.



praise to be cut off by King Manasseh forever? Would He allow His glory not to be seen by the world? No, He would not! The LORD sent prophets to warn Manasseh and those who followed him. "Turn away from doing these terrible things! Turn back to worshipping Me," the LORD told them through His messengers, the prophets. "If you do not, then I will allow your enemies to come in and destroy your cities."

Did Manasseh or the people listen? Did they repent? No, they did not! They just kept right on praising and glorifying other gods, and killing those who wouldn't. So just as He had promised, the LORD allowed the same mighty army He had protected them from during King Hezekiah's time. In marched the Assyrian soldiers. They smashed Jerusalem and carried away its riches. And in typical, cruel, Assyrian style, they pierced King Manasseh's nose, and put a hook through it like a pig. They bound him with heavy, bronze shackles and dragged him off to prison in Babylon.

King Manasseh had plenty of time in that miserable prison cell in Babylon. Plenty of time to think about all of the evil he had done: the people he had killed, the idols he had worshiped, The people he had sacrificed in the fires of Molech! Now all of it paraded before him in his mind's eye.

He remembered the LORD his God and in his distress, he cried out to God. "Forgive me, LORD! Rescue me! No longer will I worship those other gods. You alone deserve the glory and praise," Manasseh prayed.

The LORD was moved by Manasseh's prayer and forgave him. He caused the Assyrians to free him and let him return to Jerusalem. When did cruel Assyrians ever give up a captured king like that! Manasseh knew only the LORD could have done this. He knew and believed that He is God. He was a changed man.

The new King Manasseh must have been a big surprise to the people. The very man who had forced them to worship other gods, now worked hard to make Judah a land full of the praise and glory of the LORD again.

"Rebuild the outer wall of Jerusalem and make it much higher," he commanded his builders. "Station military commanders in every walled city in Judah," he told his generals. "We must strengthen our country against

the powerful Assyrians.

"Get rid of the Baals and the Ashtoreth poles!" he ordered. "Take down the carved image I put in the

Temple and the altars to the starry hosts in the courtyards. Go around Jerusalem and find every altar and throw them outside the city in the dump. Put out the fires of Molech!" Manasseh commanded.

Then Manasseh restored the altar of the LORD and sacrificed fellowship offerings and thank offerings on it. Once more, with cymbals, trumpets and loud singing, the king of Judah led the people in praising and glorifying the LORD. "We praise You, LORD, as the Creator of this world and Giver of all good things! Thank You for your good gifts! Thank You for being our God!" they sang in their celebrations.

Manasseh could never un-do the terrible things he had done, that was true. Sadly, some of the people still refused to turn away from the idols he had told them to worship. But at least now he had begun to bring Judah to be the little picture of how the whole world was meant to live. A land for the praise and glory of God, as God created it--and all things--to be.

### Cracking the Case:

**It's time to answer our Case Questions.**

**1. Who was the king? Who did he praise and who would he not praise?** King Manasseh. He would praise terrible idols instead of the LORD.

**2. How did he change? Why?** He repented of his sins and turned to worship the LORD after he was put in prison in Assyria. The LORD forgave him, had him released and Manasseh went home and got rid of the idols.

**Something For You and Me****Special Words****Our Bible Truth is:****God Created All Things to Praise and Glorify Him****Our Bible Verse is: Psalm 148:7-13**

"Praise the LORD from the earth, you great sea creatures and all ocean depths, lightning and hail, snow and clouds, stormy winds that do his bidding, you mountains and all hills, fruit trees and all cedars, wild animals and all cattle, small creatures and flying birds, kings of the earth and all nations, you princes and all rulers on earth, young men and maidens, old men and children. Let them praise the name of the LORD, for his name alone is exalted; his splendor is above the earth and the heavens."

Prince Manasseh is not that different from you, in some ways. He learned about the LORD as a child and so are you. And, like Manasseh, you have a choice before you: to serve the LORD or to do things your own way. Let's ask God to help us to learn from Manasseh's story. Let's ask Him to work in our hearts and help us to turn TO Him, not from Him. Let's ask Him to help us to trust in Jesus as our Savior. God was powerful to save Manasseh and He is powerful to save us, if we ask Him to!

Let's pray right now and ask God to work in our hearts, that we might turn away from our sins and trust Jesus as our Savior. Let's praise Him for being the great Creator who gave us hearts to know and love Him and who sent Jesus that we might know and love Him, even today

*Close in prayer.*

**Baal, Molech and Ashtoreth:** Idols worshiped by the peoples who lived around Israel.

**Assyria:** A country north of Israel, that conquered many other countries and became a great empire.

**Sennacherib:** King of the Assyrian empire.

**Closing ACTS Prayer**

**A** God, we praise You for being merciful to sinners, even terrible sinners like Manasseh.

**C** God, we confess that, like Manasseh, many times we choose to turn away from God and His good ways and live life our own way. We need a Savior!

**T** God, we thank You that you provide forgiveness through Jesus. There is no sinner too great that You cannot forgive them through Him.

**S** God, work in our hearts! Help us to turn away from our sins and trust in Jesus as our Savior. Help us to be full of Your praise and glory!

# **ACTS PRAYER ACTIVITY**

Use this sheet to write down your ACTS Prayer

## **Instructions:**

Use this sheet to help the children apply the Bible Truth into a prayer. You can use the ACTS provided or even better, have the kids think of their own applications. Also have the children add their personal requests to the prayer, too. Lead the children in the prayer or let them pray sections, with your help. Never force a child to pray! Non-readers can participate by you whispering a section of the prayer into their ear and allowing them to pray it aloud for the group.

## **ADORATION:**

God, we praise for being our great Creator who is worthy of all our praise. His glory is in all the earth!

God, we praise You for being.....

---

Add your own Adorations:

---

---

---

## **CONFESSION:**

We confess we often forget You and do not praise You as we should. We too often are trying to get other people to glorify us for good things we do, instead of You. We need a Savior!

God, we have sinned against You....

---

Add your own Confessions:

---

---

## **THANKSGIVING:**

Thank You, God for making us in Your image so that we, more than any other creature, can have the pleasure of enjoying and praising You.

God, we thank You for...

---

Add your own Thanksgivings:

---

---

---

## **SUPPLICATION:**

God, work in our hearts that we might love, know and obey You, as You created us to, know Him and obey Him as we were created to. Work in our hearts, that we might turn away from our sins and trust in Jesus as our Savior.

God, we need Your help...

Add your own Supplication:

---

---

---

---

---

## **SNEAKY SNACK**

Can you figure out how this snack ties in with our case?

---

### **Snack: Manasseh with a Nose Hook**

Tortilla Manasseh "Head" with shredded cheese "hair", pepperoni "eyes" and pineapple "mouth" with pretzel piece "hook" through his nose. (To make the hook, break a twisted pretzel in the shape of a hook. Poke one end down and back up through two holes in the tortilla where the nose would be. Do this before decorating the face. If desired, you can spread some pizza sauce on the tortilla as cheeks.)

This is only a suggestion. Feel free to modify. Be mindful of allergy issues among your children!

**Case Tie-in:** Manasseh refused to praise the LORD. He worshiped terrible idols and made the people of Israel worship them, too. When Manasseh would not repent, the LORD allowed the Assyrians to attack Israel. They captured Manasseh, putting a hook through his nose and chains on his feet. They took him to Babylon and put him in prison. There, at last, Manasseh confessed his sins and praised the LORD as the one, true God. The LORD forgave him and eventually had him freed to return to Jerusalem and get rid of all the idols.

---

## **SOUL FOOD**

Food for thought during snack time

---

### 1. What does the snack have to do with the story?

Choose a few questions from the other activity discussion sheets to talk about during this snack time.

2.

3.

4.

5.

6.

7.

Directions: Read and discuss Bible Truth, using a FEW of the questions. Play game. Feel free to modify the game to fit your children.

### **God Created the World to Praise and Glorify Him**

God did not create the world because He was lonely or bored. God the Father, Son and Holy Spirit have always been perfectly happy, enjoying each other in perfect fellowship. He had no need for anyone or anything else to be happy. God created the world because He wanted to. He created it all as a display of His glory (who He is).

Everything God created praises and glorifies Him by being little pictures of what He is like. Because God made people in His image, we have the greatest ability to praise and glorify Him. To people alone, of all the earthly creatures, did God give a spirit to know and love Him. Only we can understand how His creations tell us about Him as we look at them.

God placed us in this wonderful world of His creation to enjoy it, and for the pleasure of praising, glorifying and enjoying God, as we see what it shows us about Him.

### **Understanding the Bible Truth**

1. Did God create people and the universe because He was bored or lonely? Why or why not? *God did not create them because He was bored or lonely. God the Father, Son and Holy Spirit have always been perfectly happy, enjoying each other in perfect fellowship.*
2. Why did God make the universe? *For His own pleasure, as a display of His glory. For us to enjoy.*
3. How do all things praise & glorify the LORD? *By being little pictures of what He is like.*
4. What is special about how people can praise and glorify God? *God made them in His own image. Of all the earthly creatures, they alone can see how God's creations reflect the great way He is and praise Him for it.*
5. Why did God place people in His creation? *To enjoy creation and to enjoy God. And, for the pleasure of praising and glorifying God even more, by what God's creations shows them about Him.*
6. Why would it be selfish for us to do things for our own glory, but good for God to do things for His own glory? *We are just creatures. We were never meant to be worshiped or glorified for what we do. We can accept people's encourage when we do a good job, but we know that everything talent we have, every good thing we do is a gift that God has given us. In the end, God should be praised for the good things we do. But God is different. He is the like no other. He is completely good and loving. He is far wiser and far more powerful than anyone else. No one helps Him do what He does. It is right for Him to do things for His own pleasure and for the praise of His name because He is the God. It would be wrong for Him NOT to seek His own glory or pleasure.*

### **Bible Truth Story Connection Questions**

1. What does our story have to do with our Bible Truth? *Manasseh was not just a king over just any nation on earth. He was the king of Judah, the Israelites God had called to be His special people. Of all kings, Manasseh should have heeded this verse's call to praise the LORD, but he did not. Instead he worshiped idols and even some of the creations God had made. But the LORD humbled Manasseh. He repented of his sins and turned to praise the LORD as he was created to.*

### **Bible Verse Connection Question**

1. What does our Bible Truth have to do with our **Bible Verse: Psalm 148:7-10**: "Praise the LORD from the earth, you great sea creatures and all ocean depths, lightning and hail, snow and clouds, stormy winds that do his bidding, you mountains and all hills, fruit trees and all cedars, wild animals and all cattle, small creatures and flying birds, kings of the earth and all nations, you princes and all rulers on earth, young men and maidens, old men and children. Let them praise the name of the LORD, for his name alone is exalted; his splendor is above the earth and the heavens."?

*This verse is a call for all of God's creatures to praise Him, as they were created to.*

**Life Application Questions**

1. How can you praise and glorify God today?
2. What is the first thing we should do if we want to praise and glorify God? *We should turn from our sins, confess them to God, and trust in Jesus as our own Savior.*

**ACTS Questions**

1. What is something we can praise God for from this Bible Truth? *Praise God for being the great Creator who is worthy of all of our praise and glory.*
2. What is something we can confess to God from this Bible Truth? *Confess that we often forget Him and do not praise Him as we should. We deserve His punishment! We need a Savior!*
3. What is something we can thank God for from this Bible Truth? *Thank God for creating us so that we can have the pleasure of enjoying Him and praising Him. Thank Him for making us able to see how wonderful He is through the things He has created.*

**The Gospel**

1. God created us to praise and glorify Him, but we have all chosen not to. We deserve God's punishment! Is there any hope for us? What is the gospel?

*Yes, there is! God is the good Creator and King of the world. He made people to worship Him and live by His good laws. But we are all sinners who've rebelled against Him. We all deserve death--God's just, eternal punishment for our sins. How terrible! But God has good news for us. In His great mercy, God sent His Son, Jesus to earth as a man to save sinners. He lived the perfect life that pleases God. (He's the only one who's ever done that!) He offered it up to God His Father as the perfect sacrifice for sins when He suffered and died on the cross. Then, on the third day, Jesus rose from the dead in victory. He had fully paid for the sins of God's people, so they wouldn't have to! Now all who turn away from their sins and trust in Jesus as their Savior will receive forgiveness of sins and eternal life with God. They will be His very own special people who will know Him and enjoy Him forever. We can be God's people, too, if we turn from our sins and trust in Jesus as our own Savior.*

## Game: Menagerie

### Materials

Small Bag/Bowl  
Bible Truth Questions

### Preparing the Game

1. Choose 20+ questions for your game from the Bible Truth Discussion Questions, or make up your own.
2. Write the Bible Truth questions on small thin strips of paper (or make a photocopy of the Bible Truth Discussion Questions and simply cut them into strips) and put them in the bag/bowl.

### Playing the Game

Divide the children into three or four teams, depending on how many children you have. Each group of children is given the name of an animal and is assigned a corner of the room. You are "It" and stand in the middle of the room. When everyone is ready, give instructions to different groups of animals, such as "I want the bears to change places with the monkeys." The bears and monkeys when then run to change places. You, as It, will try to tag bears and monkeys. Choose a question from the bag to read to your caught animals. If they get it right, they are released to be back with their fellow animals. If not, they must wait until another, correct answer to be released.

Game continues as number of questions, time, and attention span allow.

### Non-competitive Option

Do not exclude "caught" animals from the game, even if they get the answer wrong. Instead release them back to their fellow animals and put the question back in the bag for review again.

### Optional TAKING IT TO OTHERS Activity: Quiz Questions

Have the children choose a few of the questions from the game to ask the parents/other children during TAKING IT TO OTHERS time. Help pre-readers by whispering the question in their ear and letting them ask it aloud to the parents/other children. Make sure you read the Bible verse aloud before you ask your questions.



Directions:

1. Write words to song in large print before class.
2. Play the song for the children, helping them follow along on the song sheet.
3. Discuss the song, using a few questions from the discussion sheet. *Don't use them all!*
4. Introduce sign language for key words of your choice from sign language sheet for your song. Use as few or as many as you think the children can learn.
5. Sing and sign the song. Sign language as well as large format lyrics and sheet music are found in the PFI Unit Songbook or online.
6. If desired, play the Song Game.

**Optional TAKING IT TO OTHERS Activity: Presenting and Singing the Song**

1. Sing and sign the song, encouraging the watching children/parents to join in.
2. Ask the class some of the questions listed below. The Bible Truth Connection Question is particularly good to help them understand how the song ties in with the Bible Truth.

### Doxology

Praise God, from whom all blessings flow;  
 Praise Him, all creatures, here below;  
 Praise Him above, ye heav'nly host;  
 Praise Father, Son, and Holy Ghost. Amen

Listen to it on PFI NIV Songs 5, Track 13

### Understanding the Song

1. What does it mean to praise God? *To tell of the greatness of who He is and what He does.*
2. What is a blessing? *Good things that we enjoy that have been given to us, particularly from God.*
3. From whom do all blessings "flow" (come from)? *From God.*
4. Who should praise God? *All creatures here below; the heavenly host above.*
5. What does "here below" mean? What creatures are here below? *Creatures that live below heaven; that is, earthly creatures. This would include everything God created in the universe.*
6. Who is supposed to praise God above? Who are they? *The heavenly host, which are all the different kinds of angels of heaven.*
7. Who are the creatures below and heavenly host above supposed to praise? *God, the Father, Son and Holy Ghost*
8. What can we praise the Father especially for? *For His great plan of creation and salvation. For His great love in sending His Son to save sinful people, like you and me.*
9. What can we praise the Son especially for? *For being willing to leave the close fellowship with the Father and the Holy Spirit to come to earth, that He could suffer and die that His people would be saved from their sins.*
10. Is the Holy Ghost really a ghost? *No. That's just another way of saying Spirit.*
11. What can we praise the Holy Ghost especially for? *For coming to live within the hearts of God's people when they turn to trust Jesus as their Savior. For changing them and giving them more and more love for God and a greater desire to serve Him.*

### Bible Truth Connection Question

1. How does this song relate to our **Bible Truth: God Created All Things to Praise and Glorify Him**? *All creatures here below on the earth and all the heavenly host above in heaven should praise God. He is their Creator and He made them to praise and glorify Him. All the good blessings they enjoy come from Him.*

### Story Connection

1. How does this song relate to our story? *For many years, King Manasseh stubbornly refused to praise God for any of the blessings he enjoyed. He glorified Baal, Ashtoreth, Molech, and even the sun, moon and stars in the sky as the ones who gave him his blessings. But in His great mercy, the LORD humbled Manasseh. He came to see that it was the LORD alone who should be praised for the blessings he enjoyed. He repented of his sins and restored the worship of the LORD to all of Judah.*

**Bible Verse Connection Question**

1. What does this hymn have to do with our Bible Verse: **Psalm 148:7-13**: "Praise the LORD from the earth, you great sea creatures and all ocean depths, lightning and hail, snow and clouds, stormy winds that do his bidding, you mountains and all hills, fruit trees and all cedars, wild animals and all cattle, small creatures and flying birds, kings of the earth and all nations, you princes and all rulers on earth, young men and maidens, old men and children. Let them praise the name of the LORD, for his name alone is exalted; his splendor is above the earth and the heavens." ?

*This hymn calls us, along with all creatures to praise God, as He created us to. He is our God and He is the one from whom all the blessings we enjoy come from.*

**Life Application Questions**

1. How can God's people be affected by the message of this song? *They can praise God for not just creating them, but providing for their every need, every day, so that they stay alive. They can ask God to help them to know and love Him more as they look at His creations. They can ask Him to make them more grateful for all He is and gives them each day.*
2. How can we become God's "folk", His people? *By turning away from our sins and trusting in Jesus as our Savior.*

**ACTS Questions**

1. What is something we can praise God for from this hymn? *Praise God for being the Giver of all blessings that all creatures enjoy.*
2. What are sins we can confess to God from this hymn? *That many times we don't thank God for His many blessings or praise Him for being our good Creator. We think too much about ourselves and forget Him and who He is. We deserve His punishment. We need a Savior!*
3. What is something we can thank God for from this hymn?  
*We can thank Him for all His blessings, especially the blessing of forgiveness of our sins through Jesus.*
4. What is something we can ask God for from this hymn? *We can ask Him to work in our hearts that we might want to receive the greatest blessing of salvation, by turning from our sins and trusting in Jesus as our Savior. We can ask Him to give us eyes to see the many blessings He gives us every day and become more grateful for them.*

**Life Application Questions**

1. What are some blessings that the LORD has given you?
2. How can God's people be affected by the message of this song? *We can think of blessings that we have and praise God for giving them to us. We can ask God to help bring to mind the blessings He gives us each day and thank Him for them.*
3. What is the greatest blessing that God offers to sinful people like you and me? *The forgiveness of our sins when we turn away from our sins and trust in Jesus as our Savior.*

**Gospel Question**

1. Why do God's people of all creatures have great blessings to praise God for? What is the good news of Jesus? What is the gospel?

*God is the good Creator and King of the world. He made people to worship Him and live by His good laws. But we are all sinners who have rebelled against Him. We all deserve death--God's just, eternal punishment for our sins. How terrible! But God has good news for us. In His great mercy, God sent His Son Jesus to earth to save sinners. Yes, Jesus, the perfect Son of God, left His home in heaven and became a man. He lived the perfect life that pleases God. (He's the only one who has ever done that!) He offered it up to God His Father as the perfect sacrifice for sins when He suffered and died on the cross. Then, on the third day, Jesus rose from the dead in victory. He had fully paid for the sins of God's people, so they wouldn't have to! Now all who turn away from their sins and trust in Jesus as their Savior will receive forgiveness of sins and eternal life with God. They will be His very own special people who will know Him and enjoy Him forever. We can be God's people, too, if we turn from our sins and trust in Jesus as our own Savior.*

## **Song Game: Mimic Me!**

### **Materials**

Sign Language

Song

### **Preparing the Game**

None.

### **Playing the Game**

1. Practice the song and signs until the children know them well. Choose a person to be the leader and let them decide upon an action for everyone to do as they sing the song, such as jump on one foot, etc.
2. Sing the song while doing the chosen action.
3. Select another child to be the leader.
4. If desired, you can choose a different action for different important words in the song, such as jump on one foot when you sing the word "grace", but clap your hands when you sing the word "Jesus". Ask the children the meaning of each of the words before adding in their action.

Game continues as number of questions, time, and attention span allow.

choose a FEW questions for discussion, then choose the game and/or music activity

**Bible Truth 3 BIBLE VERSE****Meditation Version: Psalm 148:7-13, NIV 1984**

"Praise the LORD from the earth, you great sea creatures and all ocean depths, lightning and hail, snow and clouds, stormy winds that do his bidding, you mountains and all hills, fruit trees and all cedars, wild animals and all cattle, small creatures and flying birds, kings of the earth and all nations, you princes and all rulers on earth, young men and maidens, old men and children. Let them praise the name of the LORD, for his name alone is exalted; his splendor is above the earth and the heavens."

**Shortened Memory Version: Psalm 148:7,9,10,11, NIV 1984**

"Praise the LORD from the earth, you great sea creatures ...you mountains and trees, wild animals...and flying birds, kings of the earth and all nations. Let them praise the name of the LORD."

**Understanding the Bible Verse**

1. What is being called on to praise the LORD in this psalm? *The sea and everything in it; the weather; the trees; the land; the animals; and, all sorts of people.*
2. How can people praise the LORD differently than all the rest of God's earthly creations? *They, alone, are made in His image. They can know Him and see Him reflected in creation. They know right from wrong and can talk with Him. All the rest of God's creations can only praise Him by reflecting the way He is in the way He made them.*
3. What does it mean to praise the name of the LORD? *It doesn't mean to talk about how pretty the name sounds when you say it. In Bible times, to talk about someone's name meant to talk about what they were like. Praising the name of the LORD means to praise Him for the wonderful ways He is and the wonderful things He does.*
4. Why should all creatures praise the LORD? *His name is exalted & His splendor is above the earth & the heavens.*
5. What does 'exalted' mean? *He is greater and better than anything else.*
6. What does it mean that His splendor is above the earth and the heavens? *He is more wonderfully glorious than anything in all of heaven and earth.*

**Bible Truth Connection Question**

1. What does this verse have to do with the **Bible Truth: God Created All Things to Praise and Glorify Him?** *These verses are a call for all of God's creatures to praise Him as they were created to.*

**Story Connection Questions**

1. How do these verses relate to our story? *Manasseh was not just a king over just any nation on earth. He was the king of Judah, the Israelites God had called to be His special people. Of all kings, Manasseh should have heeded this verse's call to praise the LORD, but he did not. Instead he worshiped idols and even some of the creations God had made (the sun, moon and stars). But the LORD humbled Manasseh. He repented of his sins and turned to praise the LORD as he was created to.*

**Life Application Questions**

1. What are things God's people can praise Him for today?
2. What is first step we must take if we want to truly praise God? *We need to turn away from our sins, confess them to God, and trust in Jesus as our own Savior.*

**ACTS Questions**

1. What is something we can praise God for from this Bible Verse? *Praise God for being our Creator, who created us with hearts that can know and praise Him.*
2. What is something we can confess to God from this Bible Verse? *That we are all sinners made to praise God, but we have all chosen to disobey Him and His good ways. We praise ourselves and others, instead of Him. We deserve His punishment! We need a Savior!*
3. What is something we can thank God for from this Bible Verse? *We can thank God for all the wonderful, good ways His name tell us about Him. We can thank Him that there is nothing about Him that is NOT worthy of being praised.*
4. What is something we can ask God for from this Bible Verse? *We can ask God to work in our hearts that we would want to turn away from disobeying Him and trust in this wonderful Jesus as our own Savior. That God would help us to praise Him with our whole hearts.*

**The Gospel**

1. What is the good news of salvation that reflects God's holiness and His merciful love?  
*God is the good Creator and King of the world. He made people to worship Him and live by His good laws. But we are all sinners who have rebelled against Him. We all deserve death--God's just, eternal punishment for our sins. How terrible! But God has good news for us. In His great mercy, God sent His Son Jesus to earth to save sinners. Yes, Jesus, the perfect Son of God, left His home in heaven and became a man. He lived the perfect life that pleases God. (He's the only one who has ever done that!) He offered it up to God His Father as the perfect sacrifice for sins when He suffered and died on the cross. Then, on the third day, Jesus rose from the dead in victory. He had fully paid for the sins of God's people, so they wouldn't have to! Now all who turn away from their sins and trust in Jesus as their Savior will receive forgiveness of sins and eternal life with God. They will be His very own special people who will know Him and enjoy Him forever. We can be God's people, too, if we turn from our sins and trust in Jesus as our own Savior.*

## Game: Hoop 'n' Holler

### Materials

Bible verse written up in large print so that all can see  
1 hula hoop for every 2 children

### Preparing the Game

1. Make up some questions about the verse and/or story. Use the Bible verse and Story Review Discussion questions, if desired.

### Learning the Verse

Some or all of your children may be non- or early readers. Teach the verse in sections, having them say it after you. Repeat a few times. Add clapping or other movement as they say it.

### Directions

1. If desired, lead the children in a discussion of a **FEW** of the most important questions before beginning game.
2. Explain the game to them as follows:  
Have the children pair up. Give each pair a hula hoop and tell them that you are going to tell them different things that they will do with the hula-hoop after they say the verse all together. Three activities might be: having the children hold hands and jump in and out of the hula hoop, for each word the group recites, rolling it back and forth on each word the group recites,; or having buddies take turn while one person from each group sees how far through the verse he can keep the hula hoop going. Allow the children to think up other activities. Repeat the verse again after each activity.

Game continues as time and attention span allow.

### Optional TAKING IT TO OTHERS Activity: Quiz Questions

Have the children choose a few of the questions from the game to ask the parents/other children during TAKING IT TO OTHERS time. Help pre-readers by whispering the question in their ear and letting them ask it aloud to the parents/other children. Make sure you read the Bible verse aloud before you ask your questions.

Directions:

1. Write words to song in large print before class.
2. Play the song for the children, helping them follow along on the song sheet.
3. Discuss the song, using a few questions from the discussion sheet. *Don't use them all!*
4. Introduce sign language for key words of your choice from sign language sheet for your song. Use as few or as many as you think the children can learn.
5. Sing and sign the song. Sign language as well as large format lyrics and sheet music are found in the PFI Unit Songbook or online.
6. If desired, play the Song Game.

**Optional TAKING IT TO OTHERS Activity: Presenting and Singing the Song**

1. Sing and sign the song, encouraging the watching children/parents to join in.
2. Ask the class some of the questions listed below. The Bible Truth Connection Question is particularly good to help them understand how the song ties in with the Bible Truth.

**Praise the LORD, from the Earth**

Listen to it on PFI NIV Songs 5, Track 14

Praise the Lord, from the earth,  
All you creatures of the sea,  
and all ocean depths,  
lightning, hail, snow and clouds,  
Stormy winds that do his bidding.  
Praise the Lord, from the earth, Praise the Lord.  
Praise the Lord, from the earth, Praise the Lord.

Praise the Lord, from the earth,  
you mountains and all hills,  
you fruit trees and cedars,  
animals, flying birds, kings and rulers, men and maidens,  
Praise the Lord, from the earth, Praise the Lord.  
Praise the Lord, from the earth, Praise the Lord.

## Song Game: Word Take Away

### Materials

Sign Language Signs and Song  
White board and marker  
Eraser

### Preparing the Game

1. Write the words to the song on a white board.

### Playing the Game

1. After children have learned the song and signs well, then tell the children that you are going to leave out words from the song (that you've learned signs for) and just do the sign in its place.
2. Have the children help you choose a word to take out. Erase the word from the board. Review the sign the for erased word.
3. Sing the song, trying to remember to NOT sing the word and do only the sign.
4. Continue to take out words until all of the words (with signs) have been taken out.

Game continues as number of questions, time, and attention span allow.



Directions: Read and discuss Bible Truth, using a FEW of the questions. Play game. Feel free to modify the game to fit your children.

### General Story Questions

1. What had God already made before Day Six? *Everything but earthly animals and humans.*
2. Why were field plants still just seeds in the ground? *God had not yet made someone to work the land.*
3. What did the LORD command the land to produce? *Living creatures that crawl, wild animals and farm animals, each according to their own kind.*
4. What did God call all the animals He made? Why? *Good. Because they were all made exactly as He planned them to be.*
5. In whose image did God make humans? *In His image.*
6. What does it mean that humans were made in God's image? *Humans were a special reflection of God, unlike any of the other creatures. He had a mind and heart that could love and know God and others. He had an everlasting spirit. He could see how God's glory was reflected in creation. He could know right from wrong.*
7. What did God make man's body from? *The "dust" of the earth.*
8. How did God give man the breath of life? *Breathed it into his nostrils.*
9. Where did God put man when He made him? *The Garden of Eden.*
10. What was the Garden of Eden like? *In the east; trees pretty to look at and good for food. The Tree of the Knowledge of Good and Evil, and the Tree of Life in the middle. A river ran through it and watered it.*
11. What did the Lord tell man to do in the Garden of Eden? *Enjoy it and take care of it. Eat from any of the plants except the Tree of the Knowledge of Good and Evil.*
12. From what creatures did Adam look for a suitable helper? *The birds and the animals.*
13. What did God have Adam do for the birds and animals? *As he looked for a suitable helper, he gave them each names.*
14. Why weren't any of the birds and animals a suitable helper for Adam? *None were made in God's image. They were made after their own kind. None had a mind and spirit that could know and love God and others.*
15. How did God make woman? *From the rib of Adam.*
16. What did God tell the man and woman to do? *Have children, fill the earth, subdue and conquer it, rule over the creatures of the earth.*
17. What did God call all of creation? *Very good.*

### Bible Truth Connection Questions

1. What does this story have to do with our **Bible Truth: God Created the World to Praise and Glorify Him?** *Manasseh was not just a king over just any nation on earth. He was the king of Judah, the Israelites God had called to be His special people. Of all kings, Manasseh should have heeded this verse's call to praise the LORD, but he did not. Instead he worshiped idols and even some of the creations God had made. But the LORD humbled Manasseh. He repented of his sins and turned to praise the LORD as he was created to.*

### Bible Verse Connection Question

1. What does the story have to do with our **Bible Verse: Psalm 148:7-10:** "Praise the LORD from the earth, you great sea creatures and all ocean depths, lightning and hail, snow and clouds, stormy winds that do his bidding, you mountains and all hills, fruit trees and all cedars, wild animals and all cattle, small creatures and flying birds, kings of the earth and all nations, you princes and all rulers on earth, young men and maidens, old men and children. Let them praise the name of the LORD, for his name alone is exalted; his splendor is above the earth and the heavens.?"

*Manasseh was not just a king over just any nation on earth. He was the king of Judah, the Israelites God had called to be His special people. Of all kings, Manasseh should have heeded this verse's call to praise the LORD, but he did not. Instead he worshiped idols and even some of the creations God had made. But the LORD humbled Manasseh. He repented of his sins and turned to praise the LORD as he was created to.*

**Life Application Questions**

1. How are we like Manasseh? *We have sinful, rebellious hearts like him. We too often seek the praise of other things—even ourselves—rather than the praise of the LORD.*
2. What—like Manasseh, should we do because of our sins? *Turn away from our sins, confess them to Him and trust in Jesus as our own Savior.*

**ACTS Questions**

1. What's something we can praise God for from this story? *Praise God for being merciful to sinners, even terrible sinners like Manasseh.*
2. What's something we can confess from this story? *Confess that like Manasseh, many times we choose to turn away from God and His good ways and live life our own way. We deserve God's punishment. We need a Savior!*
3. What's something we can thank God for from this story? *We can thank God for forgiving those who turn away from their sins and trust in Jesus as their own Savior.*
4. What is something we can ask God for, from this story? *We can ask God to work in our hearts, helping us to turn away from our sins, like Manasseh. We can ask Him to help us to trust Jesus as our own Savior. We can ask Him to help us to praise Him as He created us to.*

**The Gospel**

1. All people, not just Manasseh have rebelled against God. None of us praise God as He created us to. Is there any hope? What is the good news of Jesus? What is the gospel?  
*Yes, there is hope! God is the good Creator and King of the world. He made people to worship Him and live by His good laws. But we are all sinners who have rebelled against Him. We all deserve death—God's just, eternal punishment for our sins. How terrible! But God has good news for us. In His great mercy, God sent His Son Jesus to earth to save sinners. Yes, Jesus, the perfect Son of God, left His home in heaven and became a man. He lived the perfect life that pleases God. (He's the only one who has ever done that!) He offered it up to God His Father as the perfect sacrifice for sins when He suffered and died on the cross. Then, on the third day, Jesus rose from the dead in victory. He had fully paid for the sins of God's people, so they wouldn't have to! Now all who turn away from their sins and trust in Jesus as their Savior will receive forgiveness of sins and eternal life with God. They will be His very own special people who will know Him and enjoy Him forever. We can be God's people, too, if we turn from our sins and trust in Jesus as our own Savior.*

## Game: Keep It Under Your Hat

### Materials

Paper and pencil  
5+ hats  
Story Review Questions

### Preparing the Game

1. Choose 20+ questions for your game from the Story Review Discussion Questions, or make up your own.
2. Write each question on a separate, small piece of paper. Assign a point value to each question, based on difficulty. Pin a question to the underside of each hat, except one. Save the unused questions to pin to the hats when the first set have all been selected.
3. Place all the hats on the floor or on the table.

### Playing the Game

Divide the children into two teams. Teams will take turns choosing one of the hats and answering the question pinned to the hat. Each question is worth the number of points indicated on the question. If the first team does not get the right answer, then the question goes to the other team who can win half the points for a correct answer.

When the blank hat is chosen, the team who chooses gets to come up with their very own question to try to stump the other team. If they can, then they get the highest point value worth on the question AND another turn. If the other team gets the right answer, then play continues as normal. When all the questions on the hats have been answered, pin a new set in, changing the empty hat.

Game continues until all children get to choose a hat, or as number of questions, time, and attention span allow.

### Non-competitive Option

Divide the children into two groups. Set a target point number for whole group, telling them that together they are going to see how many turns it takes to reach the target number. Have one set of children be the hat wearers and the other set be the hat pickers. Once one set of children have had a turn, switch out hat wearers and the hat pickers. If someone chooses the blank hat, they make up a question to ask the rest of the children. Tally number of turns on a piece of paper. When the target number has been reached, start over and try to reach the target number in fewer turns.

### Optional TAKING IT TO OTHERS Activity: Quiz Questions

Have the children choose a few of the questions from the game to ask the parents/other children during TAKING IT TO OTHERS time. Help pre-readers by whispering the question in their ear and letting them ask it aloud to the parents/other children.

**CASE REPLAY ACTIVITIES**

Use this guide to review the Case Story and act it out for others to enjoy!

**CASE REPLAY, JR: YOUNGEST CHILDREN**

**Description:** The children will act out the story together, everyone doing the same action/sound effect at the same time. This activity is most suitable for kindergarteners.

**Materials**

The Case RePlay, Jr. script for younger children

**Preparation**

1. Read through the script and write in the blanks along the side possible actions/sound effects the children could do to act it out.

**Instructions**

1. Tell the children that they will be re-enacting the story together as you tell it.
2. As you read the script, lead the children in actions/sound effects to do with you.
3. If desired, you can read the script and stop at certain sentences and ask them what a good action/sound effect would be to act out what you just read.
4. Repeat the re-enactment one or two times more.

**CASE REPLAY, SR: OLDER CHILDREN**

**Description:** The children act out the story as a three-scene play. You will narrate it using the Case RePlay, Sr. script and they will act it out (no spoken words, for the most part), with each child assuming a different character's role. This activity is most suitable for first grade and up. You will review the story, then practice it a few times before performing it for others.

**Materials**

The Case RePlay, Sr. script  
White board or other large format paper  
Costumes and props

**Preparation**

1. Prepare for the play by choosing costumes and props for each character in the story. Decorate the area with any scenery props.
2. Write the words "Beginning," "Middle," "End" on a large piece of paper/whiteboard with plenty of space under each heading. You will use this paper to help the children think about the story as a three-scene play, as it is presented in the script.

**Instructions**

1. Tell the children that they will get to act out the story as a three-scene play, with a beginning, middle and end section. Tell them that before they can act it out, they need to think it out. as you narrate it with your script.
2. Take the children's answers as they recount the story, helping them put key incidents in the right order.
3. If desired, when they have filled in their Beginning, Middle, End, read through your whole (real) script, so they hear exactly what you will have them act out.
4. Then tell the children that it's time to practice acting out the story.
5. Assign parts to each child. If you are using costumes, do NOT give them out at this point. They will be a distraction.
6. Have all the children sit on the floor or in chairs on one side of the "stage," then call the characters up in place as their part in the story comes.
7. As you read the script, guide the children in where you want them to move or do to act it out.
8. After going through the whole script once, give out any costumes and props and act out the script once or twice more.

**Optional TAKING IT TO OTHERS Activity: Re-enacting the Story**

Read the script as the children act out together (younger) or assuming different roles (older) as the other children or the parents watch.

**CASE REPLAY, JR--YOUNGER KIDS (KINDERGARTEN) P.2**

Welcome to our play! The name of our story is called: The Case of the King Who Would Not Praise.

Our story is an Old Testament story. It takes place about 700 years before Jesus lived on earth.

And now we present: "The Case of the King Who Would Not Praise."

**Scene 1:**

**Actions:**

Twelve-year-old Manasseh stood at his father's tomb, knowing that now he must take his place as king. Manasseh's godly father, Hezekiah, had raised him under the worship of the LORD, but Manasseh chose to reject the LORD and Hezekiah's godly advisers. He chose to worship idols and follow wicked advisers, instead. Manasseh filled Jerusalem and the whole kingdom with altars to Baal and with Asherah poles. He made sacrifices in the terrible fires of Molech. He set up a carved image in the Temple and altars to the starry hosts (sun, moon and stars) in the Temple courtyards. He brought in witches and magicians. He led the people of Judah to worship the idols with him and killed whoever refuses to worship them, too. What a terrible king! What a terrible man!

---

---

---

---

---

---

---

**Scene 2:**

But the LORD did not let Manasseh go on being so wicked. Through the prophets, the LORD warned Manasseh to stop worshipping idols or He else He would punish him... and the people with him. Manasseh refused to repent. The people refuse to repent, too. So, the LORD sent the mighty Assyrian army down to Jerusalem. They captured King Manasseh, pierced his nose with a hook, tied him up in bronze chains and dragged him to prison in Babylon. In prison, Manasseh at last began to see how wicked he has been. He cries out to the LORD to forgive him and rescue him. The LORD hears his prayer. He forgives his sins and has him freed.

---

---

---

---

---

---

---

**Scene 3**

Manasseh goes back to Jerusalem a changed man. Now he serves the LORD. He has Jerusalem's walls made stronger and sets up military commanders in all Judah's walled cities. He orders all the Baals, the Asherah poles, the carved images, the fires of Molech, and the altars to the starry hosts removed. He restores the worship of the LORD in the Temple and throughout the land.

---

---

---

---

---

---

---

The Bible Truth we are learning is: **God Created the World to Praise and Glorify Him.** Manasseh was a wicked king who worshiped idols for many years. But in His mercy, the LORD humbled him in prison, so he would cry out to Him for help. Then Manasseh became a good king who led his people in praising the LORD as they were created to.

---

---

---

## **CASE REPLAY, SR--OLDER KIDS (1ST GRADE AND UP) P.3**

Welcome to our play! The name of our story is called: The Case of the King Who Would Not Praise.

Our story is an Old Testament story. It takes place about 700 years before Jesus lived on earth.

The characters in our story are: Manasseh, good advisors, wicked advisors, the Assyrian soldiers, and the people of Israel.

And now we present: "The Case of the King Who Would Not Praise."

### **Scene 1: (Beginning)**

Twelve-year-old Manasseh stood at his father's tomb, knowing that now he must take his place as king. Manasseh's godly father, Hezekiah, had raised him under the worship of the LORD, but Manasseh chose to reject the LORD and Hezekiah's godly advisers. He chose to worship idols and follow wicked advisers, instead. Manasseh filled Jerusalem and the whole kingdom with altars to Baal and with Asherah poles. He made sacrifices in the terrible fires of Molech. He set up a carved image in the Temple and altars to the starry hosts (sun, moon and stars) in the Temple courtyards. He brought in witches and magicians. He led the people of Judah to worship the idols with him and killed whoever refuses to worship them, too. What a terrible king! What a terrible man!

### **Scene 2: (Middle)**

But the LORD did not let Manasseh go on being so wicked. Through the prophets, the LORD warned Manasseh to stop worshipping idols or He else He would punish him... and the people with him. Manasseh refused to repent. The people refuse to repent, too. So, the LORD sent the mighty Assyrian army down to Jerusalem. They captured King Manasseh, pierced his nose with a hook, tied him up in bronze chains and dragged him to prison in Babylon. In prison, Manasseh at last began to see how wicked he has been. He cries out to the LORD to forgive him and rescue him. The LORD hears his prayer. He forgives his sins and has him freed.

### **Scene 3: (End)**

Manasseh goes back to Jerusalem a changed man. Now he serves the LORD. He has Jerusalem's walls made stronger and sets up military commanders in all Judah's walled cities. He orders all the Baals, the Asherah poles, the carved images, the fires of Molech, and the altars to the starry hosts removed. He restores the worship of the LORD in the Temple and throughout the land.

### **Bible Truth Tie-in:**

The Bible Truth we are learning is: **God Created the World to Praise and Glorify Him.** Manasseh was a wicked king who worshiped idols for many years. But in His mercy, the LORD humbled him in prison, so he would cry out to Him for help. Then Manasseh became a good king who led his people in praising the LORD as they were created to.

## Manasseh in Hook and Shackles

### Description

Children will make Manasseh with his hook and chains.

### Materials

White Cardstock

Markers

Paper Fasteners

Glittery Brown (or plain brown/black) Chenille pipe cleaners, about 5 per child

Sharp point to poke holes (scissors, small hole punch, etc.)

Scissors or wire cutters

### Preparing the Craft

1. Copy out of cardstock one pair of arms and legs per child. Cut out pieces for children, if desired. Copy out of cardstock and cut out one of Manasseh's body per child.
2. Cut brown chenille pipe cleaners into 2" pieces.
3. Punch holes as indicated on the moveable pieces.

### Making the Craft

1. Show the sample of the craft you have made.
2. Have children decorate the pieces of their King Manasseh with the markers.
3. Assemble the pieces, using the paper fasteners to make joints.
4. Set aside one pipe cleaner. Form a loop with a pipe cleaner and twist the ends together. Fold down ends. Take another pipe cleaner, insert it in the first, then twist ends and fold down. Continue in this way to make Manasseh's chains. Form a circle in the chain by attaching the ends of the chains together with a pipe cleaner.
5. Use the last pipe cleaner to shape into a hook shape. Twist the straight end of the hook around one of the chain links. Stick the hook through Manasseh's nose, draping the chain circle around his body.

### Making a Bible Truth Connection

Once the children have settled into their craft, use the Bible Truth- Craft Connection Sheet to lead discussion about the craft. Note that most of these questions echo the questions on the case board, providing a review of what the children learned earlier.

### Optional TAKING IT TO OTHERS Activity: Craft Presentation

If you are presenting the craft to other children or parents the children can hold up their crafts (or your model craft) and read their Bible Truth Connection answers to explain the importance of the craft.



**CASE CRAFT****Discussion Guide****Instructions:**

As the children are settled into making their craft, ask them these questions to help them understand the craft's significance. Use the answers provided to guide the children's answers.

**Discussion Questions**

1. Who did King Manasseh refuse to worship? *The LORD.*
2. Who did Manasseh worship instead? *Idols and God's creations, especially the sun, moon and stars.*
3. Why did the LORD send the Assyrian soldiers? What did they do? *Because Manasseh refused to praise the LORD, but keep on worshipping idols, He allowed the Assyrian soldiers to attack Jerusalem, capture King Manasseh, and drag him to prison with a hook in his nose and tied up with heavy, bronze shackles.*
4. What is Bible Truth 3, that we are learning? *God Created the World to Praise and Glorify Him.*
5. What does our craft have to do with our Bible Truth: God Created the World to Praise and Glorify Him?  
*As a little boy, Manasseh had seen his good father lead Israel back to worship the LORD as the true God and Creator. But when he became king, he turned back to worshipping idols. The LORD in His mercy, used the Assyrians to discipline Manasseh so that he would turn to worship Him as he should.*
6. What can this craft help us remember?  
*The LORD is loving to us when He disciplines us. He wants us to praise Him as He created us to because He alone should be worshiped and because He knows that is best for us, too.*

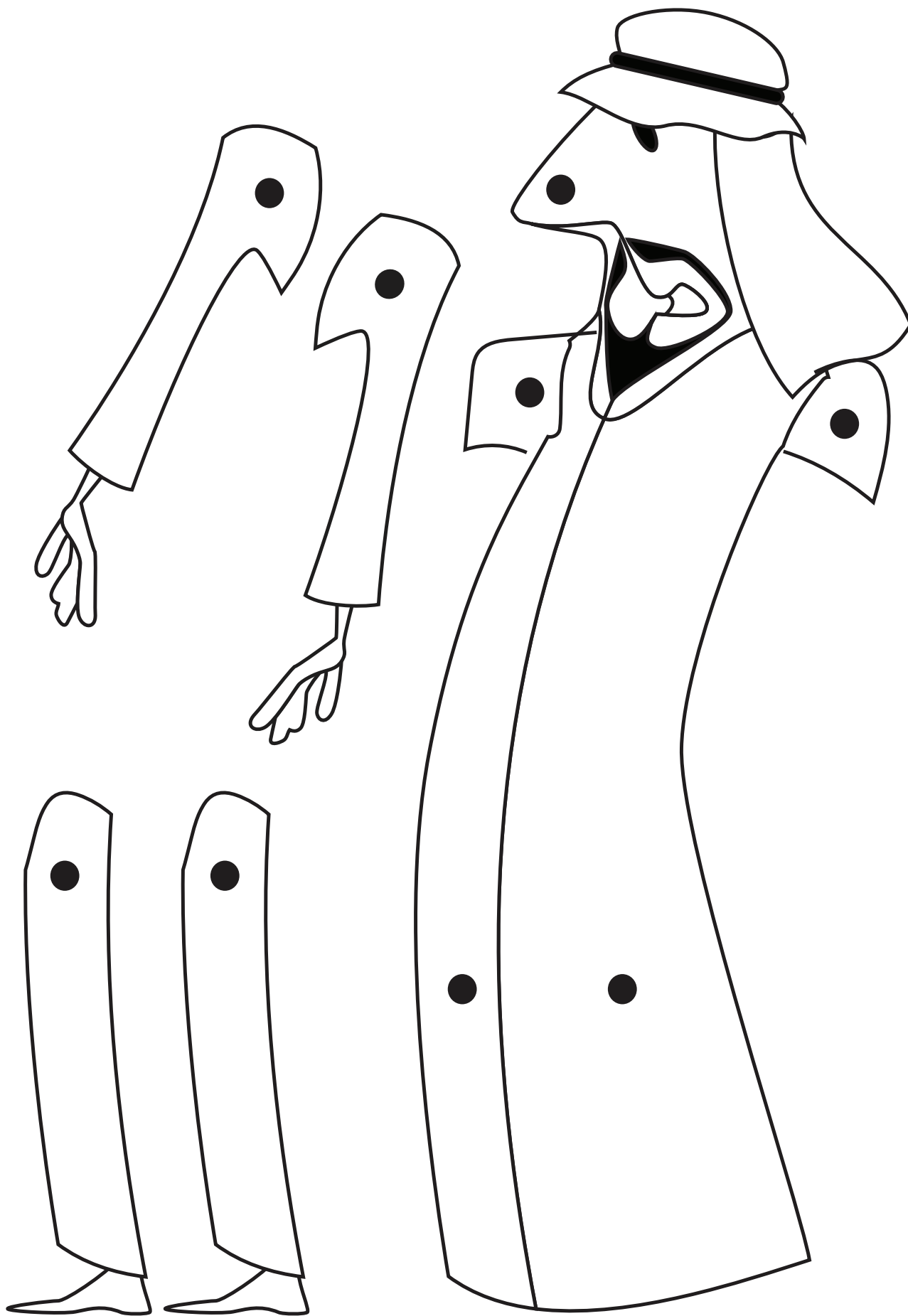
**TAKING IT TO OTHERS****Craft Presentation****Instructions:**

Have children hold up your model craft/their crafts. Choose five children (or you say) the five sections below to explain the craft's importance.

**Presentation:**

1. Our craft is the Manasseh in Hook and Shackles.
2. In Jerusalem, the LORD allowed the Assyrian soldiers to capture and drag to prison King Manasseh. They took him away with a hook in his nose and tied up with heavy bronze shackles. The LORD allowed this because Manasseh refused to praise the LORD as the True God and Creator, and instead chose to worship His creations--especially the sun, moon and stars.
3. Bible Truth 3 is: God Created the World to Praise and Glorify Him.
4. As a little boy, Manasseh had seen his good father lead Israel back to worship the LORD as the true God and Creator. But when he became king, he turned back to worshipping idols. The LORD in His mercy, used the Assyrians to discipline Manasseh so that he would turn to worship Him as he should.
5. Our craft can help us remember that the LORD is loving to us when He disciplines us. He wants us to praise Him as He created us to because He alone should be worshiped and because He knows that is best for us, too.

Note: Even non-readers can participate in presenting the craft, if you will whisper what they are to say in their ear and let them say it aloud for the others to hear.





**BEFORE CLASS:****1. PICK YOUR PERSON**

VIPPs can be anyone in your church! Typically, they fall into 6 categories: Church staff, Elders, Deacons/deaconesses, Special Volunteers (people who aren't paid, but spend a lot of time helping out in particular ways), Supported Workers (aka missionaries), and Church Members.

**2. GATHER YOUR FACTS**

Use the VIPP Information Sheet to write down the facts about your VIPP. The information on this worksheet is used in the VIPP activities, listed in the "Choose an Activity" section below.

**DURING THE ACTIVITY:****1. INTRODUCE YOUR VIPP**

Introduce your VIPP to the children, using the VIPP Information Sheet. Fill in a set of VIPP Clue Cards with the information for your VIPP. If desired, you can even have the actual person come into class for the children to meet.

Need help describing what someone does for the church in a kid-friendly way? Check out the list of common VIPPs on the Praise Factory website in the PFI resources. There are lots of kid-friendly descriptions for common VIPP's, such as pastors, elders, deacons and a lot more.

**2. PRAY!**

Lead the children in praying for the VIPP. Ask the children if they would like to pray for one of the VIPPs prayer requests. Even non-readers can pray for the VIPP if you whisper the prayer request in their ear, then let them say it aloud. Never force a child to pray!

**3. CHOOSE AN ACTIVITY**

There are two activities you can use to help the children learn about the VIPP:

**VIPP Clue Cards:** These are nine coloring sheets in which children fill in the nine things they learn about the VIPP from the VIPP Information Sheet. Photocopy a set of each child. Use as few or as many of these Clue Cards as you desire.

**VIPP Game:** This is a game that uses a set of Clue Cards for one or two VIPPs.

Choose a VIPP and fill in his/her information on the VIPP Information Sheet. Fill in a set of VIPP Clue Cards with the information for your VIPP. Tell the children about the VIPP, having them fill in the VIPP Clue Cards with the key facts as they learn them. Write any words the children need to write on a white-board or other piece of paper so they can see how to spell them. Help younger children write these words on their clue cards. Ideas for how to tell the children about many common VIPPs are listed at [praisefactory.org](http://praisefactory.org) with the resources for this Bible Truth.

**Optional TAKING IT TO OTHERS Activity: Introduce and Pray for the VIPP**

If you are presenting the VIPP to other children or parents you can assign children to hold up the 10 clue cards and say what each card tells about the VIPP. (Or, you can have the children hold them up as you tell what each one means.) Then lead the children in praying for the VIPP.

## Game: Mix and Match

### Materials

Information for two VIPPs  
2 Set of Clue Cards  
Bag

### Preparing the Game

1. Fill in one set of clue sheets for each of the VIPPs you are using.
2. Put all the Clue Cards in a bag, except for the ones with the names and pictures of the VIPPs.

### Playing the Game

**Reveal:** Tell the children about each VIPP, showing them your filled-in clue cards as you tell about them.

**Review:** Put all the Clue Cards for both VIPPS in the bag. Mix up. Have children take turns pulling clues out and have the class try to remember which clue goes with which VIPP. You can make this a team game by splitting the children into two teams and giving points when their team players correctly put a clue in the right place.

**VIPP INFORMATION SHEET**

**VIPP NAME:**

\_\_\_\_\_

**WHAT VIPP LOOKS LIKE**

Man or Woman? \_\_\_\_\_

Hair color? \_\_\_\_\_

Eye color? \_\_\_\_\_

**FAVORITE ANIMAL**

\_\_\_\_\_

\_\_\_\_\_

**FAVORITE FOOD**

\_\_\_\_\_

\_\_\_\_\_

**FAVORITE FREE TIME ACTIVITY**

\_\_\_\_\_

\_\_\_\_\_

**WHAT VIPP DOES DURING WEEK**

\_\_\_\_\_

\_\_\_\_\_

\_\_\_\_\_

\_\_\_\_\_

**VIPP GROUP OF SERVICE:**

Church Member

Deacon

Elder

Church Staff

Special Volunteer

Supported Worker  
(Missionary)

**3 WAYS VIPP SERVES CHURCH**

\_\_\_\_\_

\_\_\_\_\_

\_\_\_\_\_

\_\_\_\_\_

\_\_\_\_\_

\_\_\_\_\_

\_\_\_\_\_

\_\_\_\_\_

**3 WAYS TO PRAY FOR  
THE VIPP**

\_\_\_\_\_

\_\_\_\_\_

\_\_\_\_\_

\_\_\_\_\_

\_\_\_\_\_

\_\_\_\_\_

\_\_\_\_\_

\_\_\_\_\_





## **BIBLE TRUTH 3, LESSON 2: PLANNER/OVERVIEW**

**GETTING STARTED: Welcome and Opening Songs** (*introduce unit and get kids moving with these songs*)

**Welcome to Praise Factory:** PFI: Praise Factory Investigators Theme Song *PFI NIV Songs 5, Track 1*

**Rules to Help Us Worship God and Love Others:** WoGoLOA Classroom Rules Song *PFI NIV Songs 5, Track 2*

**Big Question Under Investigation:** Big Question 1 Songs *PFI NIV Songs 5, Tracks 3,4*

*Extra Song: The Days of Creation PFI NIV Songs 5, Track 5*

**Big Question Bible Verse:** Genesis 1:31 Song *PFI NIV Songs 5, Track 6*

**DIGGING DEEP DOWN: Key Concept and Story** (*introduce the Bible Truth and tell the related story*)

**Bible Truth 3:** God Created the World to Praise and Glorify Him

**Bible Truth Hymn:** Doxology *PFI NIV Songs 5, Track 13*

**Bible Verse:** Psalm 148:7-10

**Bible Verse Song:** Then God Said *PFI NIV Songs 5, Track 14*

**Lesson 2 Story of the Saints Story:** The Case of the De Beata Vitae

**TAKING ACTION: Response Activities** (*choose from among these activities*)

**Snack and Discussion Planner:** The Tempting Pear Tree and the Professor of Speech

**ACTS Prayer:** Prayer Sheet

**Bible Truth Review:** Discussion Questions and Game: Inspecting the Troops

**Bible Truth Hymn:** Doxology *PFI NIV Songs 5, Track 13*

Song, Sign Language and Song Game: Big Voice, Little Voice **PFI NIV Songs 5 BOOK or ONLINE**

**Bible Verse Review:** Psalm 148:7-10: Discussion Sheet and Game: Take a Step Back

**Bible Verse Song:** Then God Said *PFI NIV Songs 5, Track 14*

Song, Sign Language and Song Game: Sign It, Say It, What Does It Mean? **PFI NIV Songs 5 BOOK or ONLINE**

**Story Review:** Discussion Questions and Game: Triple Play Baseball

**Case RePlay, Jr: Drama Activity for Youngest Children** (children do same story actions together)

**Case RePlay, Sr: Drama Activity for Most Children** (children re-tell story with individual parts)

**Craft:** A Fig Tree

**VIPP (Very Important Prayer Person) Prayer Time:** Coloring Sheets (back of book) & Game: Picture Run

**TAKING IT HOME: Take Home Sheet for Review and Family Devotions**

**PFI Pronto:** Bible Truth 3, Lesson 2 **PFI NIV Prontos 5 BOOK or ONLINE**

**The Case of the De Beata Vitae**

by Connie Dever

**Our story is called:****The Case of the De Beata Vitae.****As you listen to the story, see if you can figure out:**

1. What was the De Beata Vitae? Who wanted it?
2. Where did he look for it and where did he find it?

This story doesn't take place in Bible times. It takes place about 1650 years ago in Tagaste, a little farming town in the green, fertile mountains of Algeria, North Africa.

Among the schoolboys of Tagaste was a boy named Aurelius Augustine, or just Augustine as everyone called him. Now Augustine was a very, very clever little boy. He had a mind so quick that he only had to read something once and it was memorized. Augustine was good at everything, but he loved learning Latin and giving speeches most of all.

You might think Augustine would be the teacher's favorite student since he was so smart; but, that was far from the truth. Augustine was so bored with the simple lessons, that he entertained himself by playing mean tricks on the other children. It was an unusual week when Augustine did not feel the "Whack! Whack! Whack!" of the teacher's whip across his back as punishment for something he'd done. But no matter how many times Augustine was punished, he kept getting into trouble.

His parents—especially his mother, Monica-- were troubled by his behavior. Monica was a strong Christian and she raised Augustine knowing the good news of Jesus. "Augustine, why do you keep getting into trouble?" she would ask him. "It will lead to nothing good. God created you in His image to praise and glorify Him. He has given you such great gifts of mind and speech. Use these to know Him and find your pleasure there, not in these childish pranks. Turn from your sins and believe in Jesus. That is the happy life," she told him.

But Augustine refused to listen. He thought being a Christian meant giving up everything fun, and Augustine loved to have fun. Sometimes he would pray to God, but it wasn't a real heart-felt prayer. Usually it was just to ask God to spare the teacher's whip for the last mean prank he had played on another child. These are

not the kinds of prayers God answers! When Augustine saw that he couldn't use God for his own mischievous purposes, he gave up on Him completely.

One day, Augustine talked his friends into skipping school and stealing all the pears off of his father's prize pear tree. They ate their fill of the juicy, sweet fruit and then when they could eat no more, they tossed the rest to the pigs. Augustine knew what he was doing was wrong, but he didn't care. He lived for the happy life; and for Augustine, that meant doing whatever he felt like doing.

When Patricus, Augustine's father, found out what had happened, he was furious! He punished Augustine and sent him to sleep that night out with the pigs who ate his pears! Once more, Monica pleaded with her son to turn from his wicked ways, but Augustine refused to change.

Not too long after this, Augustine's parents decided the best thing for their smart, trouble-maker would be to send him away to get good teaching. Augustine could become a great teacher or lawyer, if only he could get good training and stay out of trouble. So off Augustine went. He went to high school in the nearby town of Madaura. When he finished there, he went to university in Carthage, a great city near the Mediterranean Sea.

At last Augustine had the good teachers he needed, yet even they were amazed at his gifts. What beautiful Latin he wrote! What powerful speeches he made!

Augustine loved the challenge of these new schools, but he loved the new thrills of life he now had even more. He was away from home and could do whatever

**Story-telling Tips**

Ahead of time:

1. Read the Bible verses and story. Pray!
2. Create story cue cards on index cards (or highlight text).
3. Practice telling story dramatically, timing your presentation. Shorten, if necessary to fit your allotted time.
4. Decorate area with story props that help bring your story alive.

During your presentation:

1. Maintain as much eye contact as possible as you tell the story. Point to/use props at important points in the story. Include the kids in your story with a few questions about what they think will happen or words/concepts that might be new to them.
2. Watch the kids for signs that their attention span has been reached. Shorten, if necessary.

**STORY OF THE SAINTS**

he wanted to do. He went to the theatre. He watched the gladiators fight. He found friends to join him in playing mean tricks on others. Best of all in Augustine's mind, there were lots of girlfriends to have and lots of wine to drink. Surely this was the happy life he was looking for.

All the time Monica worried about her son. By letter or in person, she kept pleading with him, "Augustine, why do you do spend your time on all of these terrible things?" she would ask him. "It will lead to nothing good. God created you in His image to praise and glorify Him. He has given you such great gifts of mind and speech. Use these to know Him and find your pleasure there, not in wasting your life on all this wickedness. Turn from your sins and believe in Jesus. That is the happy life." But Augustine refused to listen.

Augustine finally finished his schooling and began to start teaching. For the first time in his life, he began to ask such deep questions as "Who am I? Why am I here in the world?" None of the sinful pleasures he had tried really made him happy. Monica pleaded with him to become a follower of Jesus Christ, but Augustine still refused. Even though his wicked ways did not make him happy, Augustine still did not want to give them up.

Augustine was a good teacher. He started out in a little school in Tagaste, but before long he was made a professor of Speech at the university in Carthage, then in Rome and finally in the great city of Milan.

Milan was one of the most important cities in the world. It was home to two very, very important men: King Valentinian II, the king of the great Roman Empire; and Bishop Ambrose, a great church leader and powerful preacher.

Augustine was treated like an important man in Milan, too. He was given a huge, beautiful villa to live in there with room enough for all his friends, cousins and his mother, Monica, to come live with him. Never had Augustine had such splendid things and such good students. Surely this was the good life he was looking for, but to his surprise, Augustine found his life empty.

One day Monica asked Augustine to go hear the great Ambrose preach. Augustine agreed, saying "Well, I am a Professor of Speech. Everyone says what a

powerful preacher Ambrose is; I guess I should at least hear him once. I will go with you, but not to listen to WHAT he says. I am only going to listen to HOW he says it. I will decide for myself about his skills as a speaker." Monica was overjoyed. At last her son would hear the Word of God preached.

From the moment Ambrose began to preach, Augustine was impressed. "How well he speaks. Surely he is as good a speaker as I was told," Augustine thought. But before long, Augustine found that he wasn't just listening to HOW Ambrose spoke; He was listening to WHAT Ambrose spoke: "In Christ are all things. Christ is everything to us," Ambrose said.

"Could it be that here is the happy life I've been looking for all along? Could Mother have been right?" Augustine wondered.

Augustine kept going back to hear Ambrose preach. The more he heard, the more the Holy Spirit worked inside of him, showing him the truth of God's Word. Augustine became so ashamed of his sin, but what could be done?

One morning in his garden, things came to a breaking point: "How long will it be until you confess your sins and turn to Christ?" he said to himself. "You always say 'tomorrow, tomorrow': why not now, why not let this hour be an end to my sinfulness?" he thought as he tossed aside his New Testament and threw himself down on the ground under a fig tree.

Just then he heard the voice of a child next door, singing, "Tolle lege, tolle lege! Take up and read! Take up and read!"

The simple words seemed like a message to Augustine. He took up his New Testament to read and when he did, his eyes fell on these words: "Don't keep on living in wicked ways. Let the Lord Jesus Christ take control of you." (Romans 13:13-14, paraphrased)

At last Augustine he took God at His Word. He confessed his sins and believed in Jesus as his Savior. God took away the shame of his sin and filled his heart with peace for the first time in his life. At last Augustine had found the happy life.

The news that Augustine had become a Christian spread quickly. When Monica heard her son's decision, so fell on her knees and thanked God! Thirty-one years

of prayers had been answered at last!

When Easter came, Augustine was baptized by Ambrose himself, rejoicing that he had found peace in his heart, trust in his mind, and joy in his life, by giving up selfish pleasures and devoting his life to the service of Jesus Christ.

Augustine had spent his first thirty-one years looking for pleasure in selfish ways. Now he would spend the rest of his life—the next forty-three years—knowing pleasure in praising, glorifying and enjoying God, as he had been created to. Augustine went back to Africa and became a powerful preacher and church leader, like Ambrose. He used the cleverness and ability to speak that God had given him to encourage believers and to fight against those who tried to teach lies about God and the Bible. He studied and prayed to know God better. And the more he knew of God, the greater was his pleasure.

It was all as his mother had told him from the beginning: “Turn from your sins and believe in Jesus. That is where you will find the happy life.”

Augustine spent over thirty years trying to make himself happy in selfish pleasures. In the end, he found the happy life in living for the God who created Him, just as his mother always told him.

What about you? Where are you looking for the happy life? Is it in getting a new toy? Or having more friends? Is it in being the smartest student at school or the best soccer player? If you have parents who know the Lord Jesus as their Savior, they will tell you the same thing that Monica told her son, Augustine: the happy life is only to be found when we live to praise and glorify God as He created us to.

Let’s praise God for being the Giver of the Happy Life of knowing, loving and obeying Him, to all who will confess their sins and trust in Jesus as their Savior. Let’s ask Him to help us to find our happiness in Him. Let’s ask Him to help us to use all the good gifts He’s given us to encourage other believers and know Him better ourselves, that we might enjoy Him even more.

*Close in prayer.*

### Cracking the Case:

**It’s time to answer our Case Questions.**

**1. What was the De Beata Vitae? Who wanted it?**

The good life. Augustine wanted it.

**2. Where did he look for it and where did he find it?**

He looked for it in pleasure--in doing whatever he wanted to do. He found it in knowing and enjoying God.

### Something for You and Me

**Our Bible Truth is:**

**God Created All Things to Praise and Glorify Him**

**Our Bible Verse is: Psalm 148:7-13**

“Praise the LORD from the earth, you great sea creatures and all ocean depths, lightning and hail, snow and clouds, stormy winds that do his bidding, you mountains and all hills, fruit trees and all cedars, wild animals and all cattle, small creatures and flying birds, kings of the earth and all nations, you princes and all rulers on earth, young men and maidens, old men and children. Let them praise the name of the LORD, for his name alone is exalted; his splendor is above the earth and the heavens.”

### Closing ACTS Prayer

**A** God, praise You for being the Source of the Happy Life!

**C** God, we confess that many times we don’t think that loving God and obeying Your good ways is the happy life. Many times we want to do things our own way, just like Augustine. We need a Savior!

**T** God, we thank You for Your great patience and mercy towards sinners, like Augustine and like us.

**S** God, work in our hearts that we might turn away from our sins and trust in Jesus as our Savior, like Augustine. Help us to know the happy life of knowing, loving and obeying You.

### Special Words

**De Beata Vitae:** Latin for “the Happy Life.”

**Ambrose:** A great church leader in Milan, famous for his preaching.

# **ACTS PRAYER ACTIVITY**

Use this sheet to write down your ACTS Prayer

## **Instructions:**

Use this sheet to help the children apply the Bible Truth into a prayer. You can use the ACTS provided or even better, have the kids think of their own applications. Also have the children add their personal requests to the prayer, too. Lead the children in the prayer or let them pray sections, with your help. Never force a child to pray! Non-readers can participate by you whispering a section of the prayer into their ear and allowing them to pray it aloud for the group.

## **ADORATION:**

God, we praise for being our great Creator who is worthy of all our praise. His glory is in all the earth!

God, we praise You for being.....

---

Add your own Adorations:

---

---

## **CONFESSION:**

We confess we often forget You and do not praise You as we should. We too often are trying to get other people to glorify us for good things we do, instead of You. We need a Savior!

God, we have sinned against You....

---

Add your own Confessions:

---

---

## **THANKSGIVING:**

Thank You, God for making us in Your image so that we, more than any other creature, can have the pleasure of enjoying and praising You.

God, we thank You for...

---

Add your own Thanksgivings:

---

---

## **SUPPLICATION:**

God, work in our hearts that we might love, know and obey You, as You created us to, know Him and obey Him as we were created to. Work in our hearts, that we might turn away from our sins and trust in Jesus as our Savior.

God, we need Your help...

Add your own Supplication:

---

---

---

---

## **SNEAKY SNACK**

Can you figure out how this snack relates to the story?

---

### **Snack: The Tempting Pear Tree and the Professor of Speech**

Pear pieces and (for a real tricky snack addition) a piece of red fruit roll up rounded off on one end like a tongue (Augustine's job as a professor of speech).

This is only a suggestion. Feel free to modify. Be mindful of allergy issues among your children!

**Case Tie-in:** Before Augustine became a Christian, he was known for being very smart and for doing whatever he wanted to do, even if it was bad. He and his friends ate the pears from his father's prize pear trees when they knew they weren't supposed to, then threw the rest to pigs! This was just the beginning of many bad things Augustine did. Augustine grew up and became a professor of speech in Milan. It was there that he heard the great preacher, Ambrose, believed the good news of Jesus and found in God, the happy life he had been looking for his whole life.

---

## **SOUL FOOD**

Food for thought during snack time

---

1. What does the snack have to do with the story?

Choose a few questions from the other activity discussion sheets to talk about during this snack time.

2.

3.

4.

5.

6.

7.



Directions: Read and discuss Bible Truth, using a FEW of the questions. Play game. Feel free to modify the game to fit your children.

### **God Created the World to Praise and Glorify Him**

God did not create the world because He was lonely or bored. God the Father, Son and Holy Spirit have always been perfectly happy, enjoying each other in perfect fellowship. He had no need for anyone or anything else to be happy. God created the world because He wanted to. He created it all as a display of His glory (who He is).

Everything God created praises and glorifies Him by being little pictures of what He is like. Because God made people in His image, we have the greatest ability to praise and glorify Him. To people alone, of all the earthly creatures, did God give a spirit to know and love Him. Only we can understand how His creations tell us about Him as we look at them.

God placed us in this wonderful world of His creation to enjoy it, and for the pleasure of praising, glorifying and enjoying God, as we see what it shows us about Him.

### **Understanding the Bible Truth**

1. Did God create people and the universe because He was bored or lonely? Why or why not? *God did not create them because He was bored or lonely. God the Father, Son and Holy Spirit have always been perfectly happy, enjoying each other in perfect fellowship.*
2. Why did God make the universe? *For His own pleasure, as a display of His glory. For us to enjoy.*
3. How do all things praise & glorify the LORD? *By being little pictures of what He is like.*
4. What is special about how people can praise and glorify God? *God made them in His own image. Of all the earthly creatures, they alone can see how God's creations reflect the great way He is and praise Him for it.*
5. Why did God place people in His creation? *To enjoy creation and to enjoy God. And, for the pleasure of praising and glorifying God even more, by what God's creations shows them about Him.*
6. Why would it be selfish for us to do things for our own glory, but good for God to do things for His own glory? *We are just creatures. We were never meant to be worshiped or glorified for what we do. We can accept people's encourage when we do a good job, but we know that everything talent we have, every good thing we do is a gift that God has given us. In the end, God should be praised for the good things we do. But God is different. He is the like no other. He is completely good and loving. He is far wiser and far more powerful than anyone else. No one helps Him do what He does. It is right for Him to do things for His own pleasure and for the praise of His name because He is the God. It would be wrong for Him NOT to seek His own glory or pleasure.*

### **Bible Truth Story Connection Questions**

1. What does our story have to do with our Bible Truth? *Even though Augustine's mother taught him about that the happy life was to be found only in praising, glorifying and enjoying the LORD, Augustine refused to believe. He thought he would only find the happy life in doing whatever he wanted to do. After thirty years of pleasing himself with whatever he desired, Augustine found that the happy life truly was found only in the LORD.*

### **Bible Verse Connection Question**

1. What does our Bible Truth have to do with our **Bible Verse: Psalm 148:7-10**: "Praise the LORD from the earth, you great sea creatures and all ocean depths, lightning and hail, snow and clouds, stormy winds that do his bidding, you mountains and all hills, fruit trees and all cedars, wild animals and all cattle, small creatures and flying birds, kings of the earth and all nations, you princes and all rulers on earth, young men and maidens, old men and children. Let them praise the name of the LORD, for his name alone is exalted; his splendor is above the earth and the heavens.?"

*This verse is a call for all of God's creatures to praise Him, as they were created to.*



**Life Application Questions**

1. How can you praise and glorify God today?
2. What is the first thing we should do if we want to praise and glorify God? *We should turn from our sins, confess them to God, and trust in Jesus as our own Savior.*

**ACTS Questions**

1. What is something we can praise God for from this Bible Truth? *Praise God for being the great Creator who is worthy of all of our praise and glory.*
2. What is something we can confess to God from this Bible Truth? *Confess that we often forget Him and do not praise Him as we should. We deserve His punishment! We need a Savior!*
3. What is something we can thank God for from this Bible Truth? *Thank God for creating us so that we can have the pleasure of enjoying Him and praising Him. Thank Him for making us able to see how wonderful He is through the things He has created.*

**The Gospel**

1. God created us to praise and glorify Him, but we have all chosen not to. We deserve God's punishment! Is there any hope for us? What is the gospel?

*Yes, there is! God is the good Creator and King of the world. He made people to worship Him and live by His good laws. But we are all sinners who've rebelled against Him. We all deserve death--God's just, eternal punishment for our sins. How terrible! But God has good news for us. In His great mercy, God sent His Son, Jesus to earth as a man to save sinners. He lived the perfect life that pleases God. (He's the only one who's ever done that!) He offered it up to God His Father as the perfect sacrifice for sins when He suffered and died on the cross. Then, on the third day, Jesus rose from the dead in victory. He had fully paid for the sins of God's people, so they wouldn't have to! Now all who turn away from their sins and trust in Jesus as their Savior will receive forgiveness of sins and eternal life with God. They will be His very own special people who will know Him and enjoy Him forever. We can be God's people, too, if we turn from our sins and trust in Jesus as our own Savior.*

## Game: Inspecting the Troops

### Materials

Crown (if desired)  
Bible Truth Questions

### Preparing the Game

1. Choose 20+ questions for your game from the Bible Truth Discussion Questions, or make up your own.
2. Write the Bible Truth questions on small thin strips of paper (or make a photocopy of the Bible Truth Discussion Questions and simply cut them into strips) and put them in the bag/bowl.

### Playing the Game

Tell the children that they are the Queen's/King's soldiers and are to follow her/his every command. Have the soldiers march, pretend to hold out their swords, ride their horses, etc. Then, finally have them stand at attention, very still and showing no emotion. Tell them that you are the Queen/King and have come to inspect the troops. (Put on the crown). You have to remove anyone who is not very straight and still, and show no emotion. As you inspect the troops, make faces or say things to try to get the troops to break into a smile, etc. Watch them for movement. Whoever breaks a smile or moves, etc. told to step forward and must answer a question to be reinstated to the Troops. If it is just one soldier, he/she may choose two other soldiers to help them answer the question. If the soldier (and the soldiers he chose to help him) answer the question correctly, everyone goes back into the line. If they get it wrong, they must wait out one turn. If desired, let some of the children take turns being the king/queen.

Game continues as number of questions, time, and attention span allow.

NOTE: Have the children who remain out help you to give commands to the troops.

### Non-competitive Option

Don't exclude the soldiers from the Troops, even if they get the wrong answer. Do put the answer back in the bag to be reviewed again.

### Optional TAKING IT TO OTHERS Activity: Quiz Questions

Have the children choose a few of the questions from the game to ask the parents/other children during TAKING IT TO OTHERS time. Help pre-readers by whispering the question in their ear and letting them ask it aloud to the parents/other children. Make sure you read the Bible verse aloud before you ask your questions.

Directions:

1. Write words to song in large print before class.
2. Play the song for the children, helping them follow along on the song sheet.
3. Discuss the song, using a few questions from the discussion sheet. *Don't use them all!*
4. Introduce sign language for key words of your choice from sign language sheet for your song. Use as few or as many as you think the children can learn.
5. Sing and sign the song. Sign language as well as large format lyrics and sheet music are found in the PFI Unit Songbook or online.
6. If desired, play the Song Game.

**Optional TAKING IT TO OTHERS Activity: Presenting and Singing the Song**

1. Sing and sign the song, encouraging the watching children/parents to join in.
2. Ask the class some of the questions listed below. The Bible Truth Connection Question is particularly good to help them understand how the song ties in with the Bible Truth.

**Doxology**

Praise God, from whom all blessings flow;  
 Praise Him, all creatures, here below;  
 Praise Him above, ye heav'nly host;  
 Praise Father, Son, and Holy Ghost. Amen

**Listen to it on PFI NIV Songs 5, Track 13**

**Understanding the Song**

1. What does it mean to praise God? *To tell of the greatness of who He is and what He does.*
2. What is a blessing? *Good things that we enjoy that have been given to us, particularly from God.*
3. From whom do all blessings "flow" (come from)? *From God.*
4. Who should praise God? *All creatures here below; the heavenly host above.*
5. What does "here below" mean? What creatures are here below? *Creatures that live below heaven; that is, earthly creatures. This would include everything God created in the universe.*
6. Who is supposed to praise God above? Who are they? *The heavenly host, which are all the different kinds of angels of heaven.*
7. Who are the creatures below and heavenly host above supposed to praise? *God, the Father, Son and Holy Ghost*
8. What can we praise the Father especially for? *For His great plan of creation and salvation. For His great love in sending His Son to save sinful people, like you and me.*
9. What can we praise the Son especially for? *For being willing to leave the close fellowship with the Father and the Holy Spirit to come to earth, that He could suffer and die that His people would be saved from their sins.*
10. Is the Holy Ghost really a ghost? *No. That's just another way of saying Spirit.*
11. What can we praise the Holy Ghost especially for? *For coming to live within the hearts of God's people when they turn to trust Jesus as their Savior. For changing them and giving them more and more love for God and a greater desire to serve Him.*

**Bible Truth Connection Question**

1. How does this song relate to our **Bible Truth: God Created All Things to Praise and Glorify Him**? *All creatures here below on the earth and all the heavenly host above in heaven should praise God. He is their Creator and He made them to praise and glorify Him. All the good blessings they enjoy come from Him.*

**Story Connection**

1. How does this song relate to our story? *Even though Augustine's mother had taught him from a young age about the LORD and that all blessings came from Him, Augustine chose to not believe. He treated his brilliant mind and gifts of speaking as if they were his very own. He used his body to do whatever pleased him to do. After thirty years of doing whatever he wanted to do, Augustine finally came to understand that all blessings came from the LORD. Most of all, he learned that the greatest blessing of all was the pleasure of knowing and praising the LORD.*

**Bible Verse Connection Question**

1. What does this hymn have to do with our Bible Verse: **Psalm 148:7-13**: "Praise the LORD from the earth, you great sea creatures and all ocean depths, lightning and hail, snow and clouds, stormy winds that do his bidding, you mountains and all hills, fruit trees and all cedars, wild animals and all cattle, small creatures and flying birds, kings of the earth and all nations, you princes and all rulers on earth, young men and maidens, old men and children. Let them praise the name of the LORD, for his name alone is exalted; his splendor is above the earth and the heavens."?

*This hymn calls us, along with all creatures to praise God, as He created us to. He is our God and He is the one from whom all the blessings we enjoy come from.*

**Life Application Questions**

1. How can God's people be affected by the message of this song? *They can praise God for not just creating them, but providing for their every need, every day, so that they stay alive. They can ask God to help them to know and love Him more as they look at His creations. They can ask Him to make them more grateful for all He is and gives them each day.*
2. How can we become God's "folk", His people? *By turning away from our sins and trusting in Jesus as our Savior.*

**ACTS Questions**

1. What is something we can praise God for from this hymn? *Praise God for being the Giver of all blessings that all creatures enjoy.*
2. What are sins we can confess to God from this hymn? *That many times we don't thank God for His many blessings or praise Him for being our good Creator. We think too much about ourselves and forget Him and who He is. We deserve His punishment. We need a Savior!*
3. What is something we can thank God for from this hymn?  
*We can thank Him for all His blessings, especially the blessing of forgiveness of our sins through Jesus.*
4. What is something we can ask God for from this hymn? *We can ask Him to work in our hearts that we might want to receive the greatest blessing of salvation, by turning from our sins and trusting in Jesus as our Savior. We can ask Him to give us eyes to see the many blessings He gives us every day and become more grateful for them.*

**Life Application Questions**

1. What are some blessings that the LORD has given you?
2. How can God's people be affected by the message of this song? *We can think of blessings that we have and praise God for giving them to us. We can ask God to help bring to mind the blessings He gives us each day and thank Him for them.*
3. What is the greatest blessing that God offers to sinful people like you and me? *The forgiveness of our sins when we turn away from our sins and trust in Jesus as our Savior.*

**Gospel Question**

1. Why do God's people of all creatures have great blessings to praise God for? What is the good news of Jesus? What is the gospel?

*God is the good Creator and King of the world. He made people to worship Him and live by His good laws. But we are all sinners who have rebelled against Him. We all deserve death--God's just, eternal punishment for our sins. How terrible! But God has good news for us. In His great mercy, God sent His Son Jesus to earth to save sinners. Yes, Jesus, the perfect Son of God, left His home in heaven and became a man. He lived the perfect life that pleases God. (He's the only one who has ever done that!) He offered it up to God His Father as the perfect sacrifice for sins when He suffered and died on the cross. Then, on the third day, Jesus rose from the dead in victory. He had fully paid for the sins of God's people, so they wouldn't have to! Now all who turn away from their sins and trust in Jesus as their Savior will receive forgiveness of sins and eternal life with God. They will be His very own special people who will know Him and enjoy Him forever. We can be God's people, too, if we turn from our sins and trust in Jesus as our own Savior.*

## **Song Game: Big Voice, Little Voice**

### **Materials**

Sign Language Signs and Song

White board and marker

Eraser

### **Preparing the Game**

1. Write the words to the song on a white board.

### **Playing the Game**

1. After children have learned the song and signs well, then tell the children that you are going to leave out words from the song (that you've learned signs for) and just do the sign in its place.
2. Have the children help you choose a word to take out. Erase the word from the board. Review the sign the for erased word.
3. Sing the song, trying to remember to NOT sing the word and do only the sign.
4. Continue to take out words until all of the words (with signs) have been taken out.

Game continues as number of questions, time, and attention span allow.

choose a FEW questions for discussion, then choose the game and/or music activity

**Bible Truth 3 BIBLE VERSE****Meditation Version: Psalm 148:7-13, NIV 1984**

"Praise the LORD from the earth, you great sea creatures and all ocean depths, lightning and hail, snow and clouds, stormy winds that do his bidding, you mountains and all hills, fruit trees and all cedars, wild animals and all cattle, small creatures and flying birds, kings of the earth and all nations, you princes and all rulers on earth, young men and maidens, old men and children. Let them praise the name of the LORD, for his name alone is exalted; his splendor is above the earth and the heavens."

**Shortened Memory Version: Psalm 148:7,9,10,11, NIV 1984**

"Praise the LORD from the earth, you great sea creatures ...you mountains and trees, wild animals...and flying birds, kings of the earth and all nations. Let them praise the name of the LORD."

**Understanding the Bible Verse**

1. What is being called on to praise the LORD in this psalm? *The sea and everything in it; the weather; the trees; the land; the animals; and, all sorts of people.*
2. How can people praise the LORD differently than all the rest of God's earthly creations? *They, alone, are made in His image. They can know Him and see Him reflected in creation. They know right from wrong and can talk with Him. All the rest of God's creations can only praise Him by reflecting the way He is in the way He made them.*
3. What does it mean to praise the name of the LORD? *It doesn't mean to talk about how pretty the name sounds when you say it. In Bible times, to talk about someone's name meant to talk about what they were like. Praising the name of the LORD means to praise Him for the wonderful ways He is and the wonderful things He does.*
4. Why should all creatures praise the LORD? *His name is exalted & His splendor is above the earth & the heavens.*
5. What does 'exalted' mean? *He is greater and better than anything else.*
6. What does it mean that His splendor is above the earth and the heavens? *He is more wonderfully glorious than anything in all of heaven and earth.*

**Bible Truth Connection Question**

What does this verse have to do with the **Bible Truth: God Created All Things to Praise and Glorify Him**? *These verses are a call for all of God's creatures to praise Him as they were created to.*

**Story Connection Questions**

1. How do these verses relate to our story? *Augustine was taught as a young boy to praise the name of the LORD. He was told that His name was more splendid and more exalted than anything in heaven or earth. Augustine thought to follow the LORD and praise Him would be the end of his fun and happiness. It took over 30 years of seeking happiness in all sorts of worldly pleasures for Augustine to finally turn to the LORD and find that because God is greatest, most wonderful person of all, that to know and praise Him means to know the happy life.*

**Life Application Questions**

1. What are things God's people can praise Him for today?
2. What is first step we must take if we want to truly praise God? *We need to turn away from our sins, confess them to God, and trust in Jesus as our own Savior.*

**ACTS Questions**

1. What is something we can praise God for from this Bible Verse? *Praise God for being our Creator, who created us with hearts that can know and praise Him.*
2. What is something we can confess to God from this Bible Verse? *That we are all sinners made to praise God, but we have all chosen to disobey Him and His good ways. We praise ourselves and others, instead of Him. We deserve His punishment! We need a Savior!*
3. What is something we can thank God for from this Bible Verse? *We can thank God for all the wonderful, good ways His name tell us about Him. We can thank Him that there is nothing about Him that is NOT worthy of being praised.*
4. What is something we can ask God for from this Bible Verse? *We can ask God to work in our hearts that we would want to turn away from disobeying Him and trust in this wonderful Jesus as our own Savior. That God would help us to praise Him with our whole hearts.*

**The Gospel**

1. What is the good news of salvation that reflects God's holiness and His merciful love?  
*God is the good Creator and King of the world. He made people to worship Him and live by His good laws. But we are all sinners who have rebelled against Him. We all deserve death--God's just, eternal punishment for our sins. How terrible! But God has good news for us. In His great mercy, God sent His Son Jesus to earth to save sinners. Yes, Jesus, the perfect Son of God, left His home in heaven and became a man. He lived the perfect life that pleases God. (He's the only one who has ever done that!) He offered it up to God His Father as the perfect sacrifice for sins when He suffered and died on the cross. Then, on the third day, Jesus rose from the dead in victory. He had fully paid for the sins of God's people, so they wouldn't have to! Now all who turn away from their sins and trust in Jesus as their Savior will receive forgiveness of sins and eternal life with God. They will be His very own special people who will know Him and enjoy Him forever. We can be God's people, too, if we turn from our sins and trust in Jesus as our own Savior.*



## Game: Take a Step Back

### Materials

Bible verse written up in large print so that all can see  
1 beanbag for every 2 children

### Preparing the Game

None.

### Learning the Verse

Some or all of your children may be non- or early readers. Teach the verse in sections, having them say it after you. Repeat a few times. Add clapping or other movement as they say it.

### Directions

1. Pair up the children, giving a beanbag to each pair. Line up one child from each team, then have the partners face their team partner, about one foot apart from each other, forming a second line.
2. Have all the children say the verse together, then have the partner throw the beanbag to the other partner. Those who successfully catch the beanbag stay in for the next round.
3. Have each child take a step back.
4. Lead the children in saying the verse again, then have them throw the beanbag to their partner. Those who successfully catch the beanbag stay in for the next round.
5. Have the children take another step back, and so on.
6. Continue until only one team remains.

Alternate Play: Continue to allow all children to play the game, even if they drop their beanbag, but keep track of how many successful catches each team makes. The team with the most successful catches, wins.

### Optional TAKING IT TO OTHERS Activity: Quiz Questions

Have the children choose a few of the questions from the game to ask the parents/other children during TAKING IT TO OTHERS time. Help pre-readers by whispering the question in their ear and letting them ask it aloud to the parents/other children. Make sure you read the Bible verse aloud before you ask your questions.

Directions:

1. Write words to song in large print before class.
2. Play the song for the children, helping them follow along on the song sheet.
3. Discuss the song, using a few questions from the discussion sheet. *Don't use them all!*
4. Introduce sign language for key words of your choice from sign language sheet for your song. Use as few or as many as you think the children can learn.
5. Sing and sign the song. Sign language as well as large format lyrics and sheet music are found in the PFI Unit Songbook or online.
6. If desired, play the Song Game.

**Optional TAKING IT TO OTHERS Activity: Presenting and Singing the Song**

1. Sing and sign the song, encouraging the watching children/parents to join in.
2. Ask the class some of the questions listed below. The Bible Truth Connection Question is particularly good to help them understand how the song ties in with the Bible Truth.

**Praise the LORD, from the Earth**

Listen to it on PFI NIV Songs 5, Track 14

Praise the Lord, from the earth,  
All you creatures of the sea,  
and all ocean depths,  
lightning, hail, snow and clouds,  
Stormy winds that do his bidding.  
Praise the Lord, from the earth, Praise the Lord.  
Praise the Lord, from the earth, Praise the Lord.

Praise the Lord, from the earth,  
you mountains and all hills,  
you fruit trees and cedars,  
animals, flying birds, kings and rulers, men and maidens,  
Praise the Lord, from the earth, Praise the Lord.  
Praise the Lord, from the earth, Praise the Lord.

## Song Game: Sign It, Say It, What Does It Mean?

### Materials

Sign Language signs used in song, particularly choose words with important meanings you want the children to learn, such as "grace", "redeem", etc.

Bag or bowl

### Preparing the Game

1. Cut out signs and put in bowl.

### Playing the Game

1. Practice the song and signs until the children know them well. Then put all the signs we've learned in this bag/ bowl and mix them up.
2. Ask one of the children to choose a sign, but not show it to anyone...but you, if they need some help.
3. Ask the child to do the sign for the rest of the children and see if the other children can guess which one it is. Do the sign with the child, if desired.
4. When the children guess the sign, ask them the meaning of the word. If no one guesses the sign, put it back in the bowl to be picked again.
5. Choose another child to pick a new sign from the bag and continue.

NOTE: You might want to sing the song after you do each word or couple of words.

Game continues as number of questions, time, and attention span allow.

**STORY REVIEW**

Directions: Read and discuss Bible Truth, using a FEW of the questions. Play game. Feel free to modify the game to fit your children.

**General Story Questions**

1. In what subjects was Augustine an especially good student? *Latin and speech.*
2. Why wasn't he a favorite with his teachers? *Played pranks on the other children.*
3. What did his mother encourage Augustine to do instead of playing pranks? *Find the Happy Life in praising and glorifying God.*
4. Where did Augustine think he would find the Happy Life? *Doing whatever pleased him.*
5. What did Augustine do that made his father furious? *Stole the pears off of his prize pear tree, ate some, then threw the rest to the pigs.*
6. What did Patricus do to Augustine to punish him for taking the pears? *Punished him and made him sleep with the pigs.*
7. Why did Augustine's parents send him away? *Go to a good high school & university.*
8. What did Augustine do when he went away to school? *He finally had good teachers who challenged him, but he started to do many more bad things.*
9. What kinds of bad things did Augustine like to do? *Went to the theatre and the gladiatorial games; made friends with others who enjoyed doing bad things; had a lot of girlfriends, and got drunk.*
10. What did Augustine do after he finished school? *He began to teach.*
11. Where did Augustine teach? *Tagaste; the University of Carthage; Rome; and Milan.*
12. What was special about Milan? *It was one of the most important cities. It was home to the Roman Emperor, Valentinian II, and to the great preacher and church leader, Ambrose.*
13. What did Augustine enjoy in Milan? *His huge villa and teaching speech to his students.*
14. Why did Augustine go to hear Ambrose preach? *To see if he was as good of a speaker as everyone said he was.*
15. What happened to Augustine when he listened to Ambrose preach? *He began to listen to what Ambrose preached on. He began to wonder if the Happy Life really was found in praising and glorifying God, as Ambrose and his mother said.*
16. What happened in the garden? *Augustine lay on the ground, crying out to God. He heard a little girl sing "Tolle lege", he took up his Bible, read it, confessed his sins and trusted in Jesus.*
17. What did Augustine do after he became a Christian? *He went back to Africa, became a great preacher and church leader. He used the gifts God gave him to know and praise God, and encouraged others to do the same.*

**Bible Truth Connection Questions**

1. What does this story have to do with our **Bible Truth: God Created the World to Praise and Glorify Him?** *Even though Augustine's mother taught him about that the happy life was to be found only in praising, glorifying and enjoying the LORD, Augustine refused to believe. He thought he would only find the happy life in doing whatever he wanted to do. After thirty years of pleasing himself with whatever he desired, Augustine found that the happy life truly was found only in the LORD.*

**Bible Verse Connection Question**

1. What does the story have to do with our **Bible Verse: Psalm 148:7-10:** "Praise the LORD from the earth, you great sea creatures and all ocean depths, lightning and hail, snow and clouds, stormy winds that do his bidding, you mountains and all hills, fruit trees and all cedars, wild animals and all cattle, small creatures and flying birds, kings of the earth and all nations, you princes and all rulers on earth, young men and maidens, old men and children. Let them praise the name of the LORD, for his name alone is exalted; his splendor is above the earth and the heavens."?  
*This verse is a call for all of God's creatures to praise Him as they were created to. Augustine spent the first 33 years of his life NOT in praise of the LORD, but seeking his enjoyment in other things. He learned that there is no real pleasure in these things without the LORD. After he turned from his sins and trusted Jesus as his own Savior, Augustine DID praise the LORD: for His great mercy shown towards him all those years. This was the happy life Augustine had been looking for. He learned that nothing is more enjoyable than knowing, loving and obeying the LORD.*

**Life Application Questions**

1. What gifts has God given you that you can use to know, praise and glorify Him?
2. What is the first thing that God wants us to do to know, praise and glorify Him? *To turn from our sins, confess our sins to Him and trust in Jesus as our own Savior.*

**ACTS Questions**

1. What's something we can praise God for from this story? *Praise God for being the Source of the Happy Life!*
2. What's something we can confess from this story? *Confess that many times we don't think that loving God and obeying His good ways is the happy life. Many times we want to do things our own way, just like Augustine. We deserve God's punishment. We need a Savior!*
3. What's something we can thank God for from this story? *We can thank God for His great patience and mercy towards sinners, like Augustine and like us.*
4. What is something we can ask God for, from this story? *We can ask God to work in our hearts, helping us to turn away from our sins and trust Jesus as our own Savior, like Augustine. We can ask Him to help us to know the happy life of knowing, loving and obeying Him.*

**The Gospel**

1. What is the good news of Jesus that Augustine heard and believed? What is the gospel?  
*God is the good Creator and King of the world. He made people to worship Him and live by His good laws. But we are all sinners who have rebelled against Him. We all deserve death--God's just, eternal punishment for our sins. How terrible! But God has good news for us. In His great mercy, God sent His Son Jesus to earth to save sinners. Yes, Jesus, the perfect Son of God, left His home in heaven and became a man. He lived the perfect life that pleases God. (He's the only one who has ever done that!) He offered it up to God His Father as the perfect sacrifice for sins when He suffered and died on the cross. Then, on the third day, Jesus rose from the dead in victory. He had fully paid for the sins of God's people, so they wouldn't have to! Now all who turn away from their sins and trust in Jesus as their Savior will receive forgiveness of sins and eternal life with God. They will be His very own special people who will know Him and enjoy Him forever. We can be God's people, too, if we turn from our sins and trust in Jesus as our own Savior.*

## Game: Triple Play Baseball

### Materials

4 carpet squares or construction paper for bases  
 3 balls of different sizes, such as a foam ball, tennis ball, and soccer ball.  
 A basket or cardboard box  
 Masking tape  
 Paper and pencil  
 Story Review Questions

### Preparing the Game

1. Choose 20+ questions for your game from the Story Review Discussion Questions, or make up your own.
2. Place the carpet squares at the four corners of a diamond, like for baseball, approximately 10 feet apart.
3. Place the basket with the balls in it next to "home" base.

### Playing the Game

Divide the children into two teams. Team A will be up to bat, Team B will be out in the field. One player from Team B stands behind the batter as catcher. The leader will read a question to the batter. If the batter answers it correctly, he then picks up all three balls from the basket and tosses them out into the "field" in rapid succession. He then tries to run as many bases as possible around the diamond,, touching each base ,before the Team B players in the field return all three objects to the catcher who puts the balls into the box. The batter scores as many points as bases he was able to get to: 1 point for first base, 2 points for 2nd base, etc.. The next person on Team A becomes batter now, and repeats the process. A team incurs an "out" if a batter is unable to answer a question; or, if a batter is caught in between 2 bases when all the items are back in the box, then they are out. Teams switch positions after 2 outs.

Game continues until all children get to bat, or as number of questions, time, and attention span allow.

WARNING: You may want to have the children only walk (rapidly) around the bases if you have slick floors. If you do this, you can also have the catchers have to crawl on all fours/do a crab walk to slow them down.

### Non-competitive Option

This game is difficult to play in a completely non-competitive way. You can take the "edge" off of the competitive nature of it by not assigning point values and simply letting each child have a chance to see how far around the bases they get on their turn. When all the children on Team A have a turn, switch batters and catchers and let the Team B children become the batters.

### Optional **TAKING IT TO OTHERS** Activity: Quiz Questions

Have the children choose a few of the questions from the game to ask the parents/other children during **TAKING IT TO OTHERS** time. Help pre-readers by whispering the question in their ear and letting them ask it aloud to the parents/other children.

**CASE REPLAY ACTIVITIES**

Use this guide to review the Case Story and act it out for others to enjoy!

**CASE REPLAY, JR: YOUNGEST CHILDREN**

**Description:** The children will act out the story together, everyone doing the same action/sound effect at the same time. This activity is most suitable for kindergarteners.

**Materials**

The Case RePlay, Jr. script for younger children

**Preparation**

1. Read through the script and write in the blanks along the side possible actions/sound effects the children could do to act it out.

**Instructions**

1. Tell the children that they will be re-enacting the story together as you tell it.
2. As you read the script, lead the children in actions/sound effects to do with you.
3. If desired, you can read the script and stop at certain sentences and ask them what a good action/sound effect would be to act out what you just read.
4. Repeat the re-enactment one or two times more.

**CASE REPLAY, SR: OLDER CHILDREN**

**Description:** The children act out the story as a three-scene play. You will narrate it using the Case RePlay, Sr. script and they will act it out (no spoken words, for the most part), with each child assuming a different character's role. This activity is most suitable for first grade and up. You will review the story, then practice it a few times before performing it for others.

**Materials**

The Case RePlay, Sr. script  
White board or other large format paper  
Costumes and props

**Preparation**

1. Prepare for the play by choosing costumes and props for each character in the story. Decorate the area with any scenery props.
2. Write the words "Beginning," "Middle," "End" on a large piece of paper/whiteboard with plenty of space under each heading. You will use this paper to help the children think about the story as a three-scene play, as it is presented in the script.

**Instructions**

1. Tell the children that they will get to act out the story as a three-scene play, with a beginning, middle and end section. Tell them that before they can act it out, they need to think it out. as you narrate it with your script.
2. Take the children's answers as they recount the story, helping them put key incidents in the right order.
3. If desired, when they have filled in their Beginning, Middle, End, read through your whole (real) script, so they hear exactly what you will have them act out.
4. Then tell the children that it's time to practice acting out the story.
5. Assign parts to each child. If you are using costumes, do NOT give them out at this point. They will be a distraction.
6. Have all the children sit on the floor or in chairs on one side of the "stage," then call the characters up in place as their part in the story comes.
7. As you read the script, guide the children in where you want them to move or do to act it out.
8. After going through the whole script once, give out any costumes and props and act out the script once or twice more.

**Optional TAKING IT TO OTHERS Activity: Re-enacting the Story**

Read the script as the children act out together (younger) or assuming different roles (older) as the other children or the parents watch.



## **CASE REPLAY, JR--YOUNGER KIDS (KINDERGARTEN) P.2**

Welcome to our play! The name of our story is called: The Case of the De Beata Vitae.

Our story takes place in the 1650's in Africa and in Italy.

And now we present: "The Case of the De Beata Vitae."

### **Scene 1:**

Augustine was a very smart boy who lived in Tagaste, Algeria. He was very good at Latin and giving speeches. But instead of being a favorite with his teachers, he was bored and spent his time getting in trouble because of pranks he played on other children. Augustine's mother, Monica, urged him to stop getting into trouble, but find his pleasure in using his great gifts to know God better. She told him he would only finally find happiness when he praised and glorified God. Augustine refused to listen to his mother. He kept seeking the happy life doing whatever he wanted to do. Often what he wanted to do was very bad. Once he and his friends took all the pears from his father's prize pear tree. They ate some and threw the rest to pigs. Patricus was furious. He punished Augustine and made him sleep with the pigs. Monica once more encouraged him to find the happy life in praising God, but Augustine refused.

### **Actions:**

---

---

---

---

---

---

---

---

### **Scene 2:**

Augustine's parents sent him away from home to good schools. Augustine liked what he learned, but he sought the happy life doing all sorts of bad things. He went to the theatre and gladiator fights, too much. He spent too much time with bad friends, girl friends and drinking. His mother kept urging him to find the happy life in praising God, but he refused. Augustine finished school and began teaching, first back in Tagaste, then in Carthage and Rome. Finally he got a really good job as a professor of Speech in Milan, the home of the Emperor of the Roman Empire and of a very important church leader named Ambrose. Augustine enjoyed life in a huge villa and invited his friends, his cousins and his mother to live with him. He enjoyed teaching, too. He kept trying to find the happy life doing whatever he wanted to do, but it didn't work.

---

---

---

---

---

---

---

---

### **Scene 3**

Monica invited Augustine to go to church with her to hear Ambrose. Augustine agreed to go NOT to listen to what Ambrose said, but to see if he was as good of a speaker as everyone said he was. But when he listened to Ambrose, the LORD began to work in Augustine's heart. He saw that he was a sinner. One day he was so upset that he put down his New Testament and lay down under a fig tree in his garden, crying out to God about his sinful way of life. A little girl sang, "Tolle lege, tolle lege—take up and read!" Augustine took up his Bible and read, "Don't keep on living wicked ways. Let the Lord Jesus Christ take control of you." Augustine confessed his sins to God and trusted in Jesus as His Savior. God filled his heart with peace. At last he had found the Happy Life he had been looking for. Augustine quit his job as a professor and went back to Africa. He became a great preacher and church leader like Ambrose. He delighted in using his gifts to know and praise God more; and to help others do the same.

---

---

---

---

---

---

---

---

---

---

### **Bible Truth Tie-In:**

The Bible Truth we are learning is: **God Created the World to Praise and Glorify Him.** Augustine did whatever he wanted to, looking for the Happy Life; but he found it in praising and glorifying God.



## **CASE REPLAY, SR--OLDER KIDS (1ST GRADE AND UP) P.3**

Welcome to our play! The name of our story is called: The Case of the De Beata Vitae.

Our story takes place in the 1650's in Africa and in Italy.

The characters in our story are: Augustine and his parents, Augustine's friends, Augustine's teacher, Ambrose.

And now we present: "The Case of the De Beata Vitae."

### **Scene 1: (Beginning)**

Augustine was a very smart boy who lived in Tagaste, Algeria. He was very good at Latin and giving speeches. But instead of being a favorite with his teachers, he was bored and spent his time getting in trouble because of pranks he played on other children. Augustine's mother, Monica, urged him to stop getting into trouble, but find his pleasure in using his great gifts to know God better. She told him he would only finally find happiness when he praised and glorified God. Augustine refused to listen to his mother. He kept seeking the happy life doing whatever he wanted to do. Often what he wanted to do was very bad. Once he and his friends took all the pears from his father's prize pear tree. They ate some and threw the rest to pigs. Patricus was furious. He punished Augustine and made him sleep with the pigs. Monica once more encouraged him to find the happy life in praising God, but Augustine refused.

### **Scene 2: (Middle)**

Augustine's parents sent him away from home to good schools. Augustine liked what he learned, but he sought the happy life doing all sorts of bad things. He went to the theatre and gladiator fights, too much. He spent too much time with bad friends, girl friends and drinking. His mother kept urging him to find the happy life in praising God, but he refused. Augustine finished school and began teaching, first back in Tagaste, then in Carthage and Rome. Finally he got a really good job as a professor of Speech in Milan, the home of the Emperor of the Roman Empire and of a very important church leader named Ambrose. Augustine enjoyed life in a huge villa and invited his friends, his cousins and his mother to live with him. He enjoyed teaching, too. He kept trying to find the happy life doing whatever he wanted to do, but it didn't work.

### **Scene 3: (End)**

Monica invited Augustine to go to church with her to hear Ambrose. Augustine agreed to go NOT to listen to what Ambrose said, but to see if he was as good of a speaker as everyone said he was. But when he listened to Ambrose, the LORD began to work in Augustine's heart. He saw that he was a sinner. One day he was so upset that he put down his New Testament and lay down under a fig tree in his garden, crying out to God about his sinful way of life. A little girl sang, "Tolle lege, tolle lege—take up and read!" Augustine took up his Bible and read, "Don't keep on living wicked ways. Let the Lord Jesus Christ take control of you." Augustine confessed his sins to God and trusted in Jesus as His Savior. God filled his heart with peace. At last he had found the Happy Life he had been looking for. Augustine quit his job as a professor and went back to Africa. He became a great preacher and church leader like Ambrose. He delighted in using his gifts to know and praise God more; and to help others do the same.

### **Bible Truth Tie-In:**

The Bible Truth we are learning is: **God Created the World to Praise and Glorify Him.** Augustine did whatever he wanted to, looking for the Happy Life; but he found it in praising and glorifying God.

## A Fig Tree

### Description

Children will make a fig tree out of pipe cleaners and “pony” beads.

### Materials

3”x4” piece of corrugated cardboard per child

10 brown pipe cleaners per child

Purple and green pony beads (plastic with holes large enough to thread onto a pipe cleaner)

Green felt with sticky back (or you will need craft glue) OR Green markers and scissors

Something sharp to poke holes in the cardboard

### Preparing the Craft

1. Cut out rectangles of cardboard.
2. Poke 9 holes in a circle as shown in Figure #1.
3. Group together 9 of the 10 pipe cleaners, lining up ends. Starting about 2 1/2” from one end. Wrap the 10th pipe cleaner around the other 9 for about 3 1/2”. Secure the end of the pipe cleaner by twisting the end around a piece of pipe cleaner from the group.
4. Cut leaves out from green felt using Pattern #1. OR Make a copy of the leaves and cut out a set for each child. (If you are working with older children, you can let them cut out their paper leaves themselves.)

### Making the Craft

1. Show the sample of the craft you have made.
2. Insert each root end (2 1/2” side) of the pipe cleaners into holes in the cardboard. Twist each end to hold in place.
3. Have children bend out the longer ends of the pipe cleaners like branches.
4. Thread purple and green “fig” pony beads onto ends of each pipe cleaner. Twist ends of each pipe cleaner to make a stop for the beads.
5. Stick/glue green felt/paper leaves onto branches above the fig beads.

### Making a Bible Truth Connection

Once the children have settled into their craft, use the Bible Truth- Craft Connection Sheet to lead discussion about the craft. Note that most of these questions echo the questions on the case board, providing a review of what the children learned earlier.

### Optional TAKING IT TO OTHERS Activity: Craft Presentation

If you are presenting the craft to other children or parents the children can hold up their crafts (or your model craft) and read their Bible Truth Connection answers to explain the importance of the craft.

**CASE CRAFT****Discussion Guide****Instructions:**

As the children are settled into making their craft, ask them these questions to help them understand the craft's significance. Use the answers provided to guide the children's answers.

**Discussion Questions**

1. Where was Augustine when he got so upset about not finding the happy life? *Under a fig tree, in Milan, Italy.*

2. What made him so upset about how he tried to find the happy life? *He had done so many, sinful things.*

3. Where did he finally see happiness could only be found? *In knowing and loving God.*

4. What is Bible Truth that we are learning? *God Created the World to Praise and Glorify Him.*

5. What does our craft have to do with our Bible Truth: God Created the World to Praise and Glorify Him?

*For many years Augustine refused to find his happiness in praising and glorifying God as he was meant to. God in His mercy softened Augustine's heart that he would turn from his sins and trust in Jesus. Then Augustine found out that the happy life really was found in living for God.*

6. What can our craft help us remember?  
*There may be many things we think will give us the happy life, but we will only find it in praising and glorifying God as He created us to.*

**TAKING IT TO OTHERS****Craft Presentation****Instructions:**

Have children hold up your model craft/their crafts. Choose five children (or you say) the five sections below to explain the craft's importance.

**Presentation:**

1. Our craft is: A Fig Tree.

2. In Milan, Augustine threw himself down under a fig tree because he was so upset about the sinful way he had lived for years as he tried to find the happy life outside of knowing and loving God.


3. Our Bible Truth is: God Created the World to Praise and Glorify Him.

4. For many years Augustine refused to find his happiness in praising and glorifying God as he was meant to. God in His mercy softened Augustine's heart that he would turn from his sins and trust in Jesus. Then Augustine found out that the happy life really was found in living for God.


5. Our craft can help us remember that there may be many things we think will give us the happy life, but we will only find it in praising and glorifying God as He created us to.

Note: Even non-readers can participate in presenting the craft, if you will whisper what they are to say in their ear and let them say it aloud for the others to hear.

Figure #1 Picture of Tree Base



Pattern #1 Leaf Shape





**BEFORE CLASS:****1. PICK YOUR PERSON**

VIPPs can be anyone in your church! Typically, they fall into 6 categories: Church staff, Elders, Deacons/deaconesses, Special Volunteers (people who aren't paid, but spend a lot of time helping out in particular ways), Supported Workers (a.k.a. missionaries), and Church Members.

**2. GATHER YOUR FACTS**

Use the VIPP Information Sheet to write down the facts about your VIPP. The information on this worksheet is used in the VIPP activities, listed in the "Choose an Activity" section below.

**DURING THE ACTIVITY:****1. INTRODUCE YOUR VIPP**

Introduce your VIPP to the children, using the VIPP Information Sheet. Fill in a set of VIPP Clue Cards with the information for your VIPP. If desired, you can even have the actual person come into class for the children to meet.

Need help describing what someone does for the church in a kid-friendly way? Click on the list of common VIPPs and how to describe what they do to kids. See if your VIPP is one of these. It may save you some time.

**2. PRAY!**

Lead the children in praying for the VIPP. Ask the children if they would like to pray for one of the VIPPs prayer requests. Even non-readers can pray for the VIPP if you whisper the prayer request in their ear, then let them say it aloud. Never force a child to pray!

**3. CHOOSE AN ACTIVITY**

There are two activities you can use to help the children learn about the VIPP:

**VIPP Clue Cards:** These are 9 coloring sheets in which children fill in the 9 things they learn about the VIPP from the VIPP Information Sheet. Photocopy a set of each child. Use as few or as many of these Clue Cards as you desire.

**VIPP Game:** This is a game that uses a set of Clue Cards for one or two VIPPs.

Choose a VIPP and fill in his/her information on the VIPP Information Sheet. Fill in a set of VIPP Clue Cards with the information for your VIPP. Tell the children about the VIPP, having them fill in the VIPP Clue Cards with the key facts as they learn them. Write any words the children need to write on a white-board or other piece of paper so they can see how to spell them. Help younger children write these words on their clue cards. Ideas for how to tell the children about many common VIPPs are listed at [praisefactory.org](http://praisefactory.org) with the resources for this Bible Truth.

**Optional TAKING IT TO OTHERS Activity: Introduce and Pray for the VIPP**

If you are presenting the VIPP to other children or parents you can assign children to hold up the 10 clue cards and say what each card tells about the VIPP. (Or, you can have the children hold them up as you tell what each one means.) Then lead the children in praying for the VIPP.

## Game: Picture Run

### Materials

Information for two VIPPs

2 Sets of Clue Cards

Tape

Different color construction paper for each picture.

### Preparing the Game

1. Fill in one set of clue sheets for each VIPP you are using.
2. Put all the Clue Cards in a bag, except for the ones with the names and pictures of the VIPPs.
3. Use tape to put up the pictures of each VIPP on a piece of construction paper. Tape each up in a different location/wall around the room.

### Playing the Game

**Reveal:** Tell the children about the VIPPs, showing them your filled-in clue cards as you tell about them.

**Review:** Put the Clue Cards for the VIPPS put in a bag. Mix up. Have children stand together in middle of the room. Tell them that you will pull out a clue card, show it to them, and they are to run to the picture of the person who it belongs to. Give them the answer after everyone has run to their guessed person. Continue until all clues have been used up. (If you have a slick floor, you may want to avoid running. Make it fun by giving them a different way to go to each picture, such as skip or hop.)



**VIPP INFORMATION SHEET**

**VIPP NAME:**

\_\_\_\_\_

**WHAT VIPP LOOKS LIKE**

Man or Woman? \_\_\_\_\_

Hair color? \_\_\_\_\_

Eye color? \_\_\_\_\_

**FAVORITE ANIMAL**

\_\_\_\_\_

\_\_\_\_\_

**FAVORITE FOOD**

\_\_\_\_\_

\_\_\_\_\_

**FAVORITE FREE TIME ACTIVITY**

\_\_\_\_\_

\_\_\_\_\_

**WHAT VIPP DOES DURING WEEK**

\_\_\_\_\_

\_\_\_\_\_

\_\_\_\_\_

\_\_\_\_\_

**VIPP GROUP OF SERVICE:**

Church Member

Deacon

Elder

Church Staff

Special Volunteer

Supported Worker  
(Missionary)

**3 WAYS VIPP SERVES CHURCH**

\_\_\_\_\_

\_\_\_\_\_

\_\_\_\_\_

\_\_\_\_\_

\_\_\_\_\_

\_\_\_\_\_

\_\_\_\_\_

\_\_\_\_\_

**3 WAYS TO PRAY FOR  
THE VIPP**

\_\_\_\_\_

\_\_\_\_\_

\_\_\_\_\_

\_\_\_\_\_

\_\_\_\_\_

\_\_\_\_\_

\_\_\_\_\_

\_\_\_\_\_



## **BIBLE TRUTH 3, LESSON 3: PLANNER/OVERVIEW**

### **GETTING STARTED: Welcome and Opening Songs** (*introduce unit and get kids moving with these songs*)

**Welcome to Praise Factory:** PFI: Praise Factory Investigators Theme Song *PFI NIV Songs 5, Track 1*

**Rules to Help Us Worship God and Love Others:** WoGoLOA Classroom Rules Song *PFI NIV Songs 5, Track 2*

**Big Question Under Investigation:** Big Question 1 Songs *PFI NIV Songs 5, Tracks 3,4*

*Extra Song: The Days of Creation PFI NIV Songs 5, Track 5*

**Big Question Bible Verse:** Genesis 1:31 Song *PFI NIV Songs 5, Track 6*

### **DIGGING DEEP DOWN: Key Concept and Story** (*introduce the Bible Truth and tell the related story*)

**Bible Truth 3:** God Created the World to Praise and Glorify Him

**Bible Truth Hymn:** Doxology *PFI NIV Songs 5, Track 13*

**Bible Verse:** Psalm 148:7-10

**Bible Verse Song:** Then God Said *PFI NIV Songs 5, Track 14*

**Lesson 3 New Testament Story:** The Case of the Great Day of Praise

Matthew 21:1-11; Mark 11:1-11; Luke 19:28-44; John 12:1-17; Ephesians 1;  
1 Peter 1:19-20; Revelation 5:11-13

### **TAKING ACTION: Response Activities** (*choose from among these activities*)

**Snack and Discussion Planner:** Stones that Cry Out, Praise along the Road

**ACTS Prayer:** Prayer Sheet

**Bible Truth Review:** Discussion Questions and Game: Enemy Invaders

**Bible Truth Hymn:** Doxology *PFI NIV Songs 5, Track 13*

Song, Sign Language and Song Game: Pass the Secret Sign **PFI NIV Songs 5 BOOK or ONLINE**

**Bible Verse Review:** Genesis 1:26-27: Discussion Sheet and Game: Horse Play Verse Tag

**Bible Verse Song:** Praise the LORD, from the Earth *PFI NIV Songs 5, Track 14*

Song, Sign Language and Song Game: Mimic Me! **PFI NIV Songs 5 BOOK or ONLINE**

**Story Review:** Discussion Questions and Game: Chair Pile-Up

**Case RePlay, Jr: Drama Activity for Youngest Children** (children do same story actions together)

**Case RePlay, Sr: Drama Activity for Most Children** (children re-tell story with individual parts)

**Craft:** Palm Branches, Cloaks & Hosanna

**VIPP (Very Important Prayer Person) Prayer Time:** Coloring Sheets (back of book) & Game: Crabbin' Around

### **TAKING IT HOME: Take Home Sheet for Review and Family Devotions**

**PFI Pronto:** Bible Truth 3, Lesson 3 **PFI NIV Prontos 5 BOOK or ONLINE**

**The Case of the Great Day of Praise** by Connie Dever  
Pet. 1:19-20; Rev. 5:11-13

Mt. 21:1-11; Mk. 11:1-11; Lk. 19:28-44; Jn. 12:1-17; Eph. 1; 1

**Our story is:**

**The Case of the Great Day of Praise.**

**As you listen to the story, see if you can figure out:**

1. Who was waiting for the Great Day of Praise? What would happen on that day?
2. When did they think it had come? When will the Great Day of Praise really come?

From the very beginning, the LORD planned for His whole creation to praise and glorify Him, each in their own, special way. The first ocean waves clapped their praise against the fresh, white sands. The first roar of the mighty lion thundered of His might. The first wonderful smell of the honeysuckle whispered the fragrant beauty of His love as it drifted along the wind. The first glittering stars in the endless Milky Way spoke of His unending greatness. The first wisp of the magnificent angel's wings as they moved to cover his bowed head before the LORD spoke of perfect holiness. Yes, from the moment these creatures came into being, they began to testify to the great Creator who made them.

Yet there was one kind of creature God had planned for more than just praising and glorifying Him as their Creator. This creature was created to praise and glorify Him as something even more amazing. They would get to praise and glorify Him as their Savior. Who was this creature? They were God's very own people. He would love them and save them from their sins. He would bring them to live with Him forever.

Sins? But why would God's people need to be saved from sins? Wasn't the world God making without sin? Yes, but soon that would change. People would rebel against their good Creator, plunging the world and themselves into sin and death. Then they would need a Savior to save them from the just, eternal punishment they deserved from God.

So right then--from even before the beginning--God wove His magnificent plan of salvation into His creation. He chose people from every tribe, language and nation to be His very own, adopted people. And He chose His one and only Son, Jesus, to come to earth as a man, and save them, at just the right time.

Through Jesus, God would show even more of Himself to the world. He would show how great is His holiness as Jesus would live a perfect life. He would show how great is His love, as He would offer it up in exchange for His peoples' sinful lives. As each of His people would come to believe in Him, He planned that their lives would be changed and their voices would rise in praise to Him for being their Savior. Then at last, on one wonderful day, their voices would all join together and swell into a beautiful song of praise to their great God and Savior. And once it started, it would never end. What a Great Day of Praise that would be; and it was the great end of the wonderful plan God had for all creation from before the beginning.

God carried out His plan. He created the heavens and the earth in all their perfectness. He made a man and a woman and put them on the earth to know and love Him. But the man and woman rebelled against Him, as He knew they would. Sin and death came flooding in. And right then, God gave promises of hope to them: of a Savior--the Messiah-- who would come at just the right time.

Thousands of years later, that right time came. Jesus came to earth. He taught people about God. He did many amazing miracles. He promised wonderful, everlasting life to those who believed in Him. And He lived a perfect life, so He could be the Savior of God's people. Jesus was like no one else! Surely the people could see! Surely it was time for that Great Day of Praise, when God's people everywhere would raise their voices in praise to God as He created them to.

There certainly was one day, near the end of Jesus' earthly life, when it seemed as if it had come. A great

**Story-telling Tips**

**Ahead of time:**

1. Read the Bible verses and story. Pray!
2. Create story cue cards on index cards (or highlight text).
3. Practice telling story dramatically, timing your presentation. Shorten, if necessary to fit your allotted time.
4. Decorate area with story props that help bring your story alive.

**During your presentation:**

1. Maintain as much eye contact as possible as you tell the story. Point to/use props at important points in the story. Include the kids in your story with a few questions about what they think will happen or words/concepts that might be new to them.
2. Watch the kids for signs that their attention span has been reached. Shorten, if necessary.

crowd pushed in around Jesus as the donkey He was seated upon came to the top of the Mount of Olives, a hill just outside of Jerusalem. What a sight burst upon their eyes as they looked west. There was Jerusalem in all its beauty! The towering walls of the King's palace rose high above the city. The dazzling, white marble of the Temple shone gloriously.

It was as if in that moment God's plan made sense to these people: Here was the Messiah, Jesus, come to take His throne in Jerusalem, the City of the LORD. At last the LORD had come to save His people!

In one great voice they shouted their praise to God for all the miracles they had seen: "Blessed is the King who comes in the name of the LORD! Hosanna to the Son of David! Peace in heaven and glory in the highest!" they sang.

Some waved palm branches in a royal salute to the King, while others lay a royal carpet of their robes upon the stony path for Jesus' donkey to walk over. Was this the Great Day of Praise planned for God's people from before the beginning of time? The Day when the song of His people would become an everlasting symphony? Was this day that the King would take up His throne and rule forever and ever as Savior and Lord?

Perhaps the crowd thought so; but they didn't understand. God's plan was even bigger than they imagined. They had seen Jesus' miracles and heard His powerful preaching and they thought these were signs that Jesus had come to Jerusalem as their earthly Messiah to get rid of their earthly enemies: the Romans. They did not understand Jesus had come as the Savior to save them from their biggest enemies: sin and death. This was far better, not but at all what the crowd wanted. Jesus knew that all too soon the cheering crowds would turn against Him when He didn't give them what they wanted.

There were Pharisees--teachers of the Bible-- in the crowd that day. They should have known better about Jesus and why He had come. They knew the many promises in the Bible about the coming Savior. They should have seen how they all pointed to Jesus. But they didn't want to see. They didn't want to believe. They watched the crowds honor Jesus and they were jealous and angry!

"See, this is getting us nowhere! Look how the whole world has gone after him! We must do something to stop him" they said to each other.

"Teacher, rebuke your disciples! They shouldn't be praising you like this! You are not the Messiah!"

"I tell you," Jesus rebuked them, "if they keep quiet, the stones will cry out!"

Looking down over Jerusalem, Jesus wept. "If you, even you, had only known on this day what would bring you peace—but now it is hidden from your eyes," He said. How sad Jesus was that the people of Jerusalem were blind to who He really was and what He had come to do.

But it was not to be! In just five days, the crowds' happy praise changed to angry cries of "Crucify Him!". Jesus was nailed to a cross to die, then buried in a grave. "Now there would be no more praise for this fake Messiah. There will be no more believing in this fake Savior," the Pharisees thought.

But, of course, we know how wrong they were. It was on that terrible cross that Jesus actually did what He came to do.

The earth might have been still and silent that Friday as Jesus' body lay in the grave, but heaven was already rejoicing with the good news: Jesus had saved His people by taking all of God's punishment they deserved for their sins as He died on the cross. By His death, they would have eternal life with God!

On the third day, Jesus rose from the dead and appeared to His disciples! Now they joined heaven in rejoicing! Jesus really had beaten sin and death for God's people, once and for all!

Since that wonderful Easter Sunday, Jesus' followers have been spreading the good news of salvation through Jesus. More and more have heard and believe! With each new believer, the song of praise for Jesus from God's people in heaven and on earth is getting louder and louder.

On it will grow until the end of time when God's people will finally be gathered together for the Great Day of Praise. On that day, they will join together with thousands and thousands of angels and shout: "Jesus died to save His people! He deserves the highest praise! All power, riches, wisdom strength, honor, glory and praise

belong to Him!" And together with every creature in heaven, and on earth, and under the earth, and in the sea, they will sing the most beautiful song to God: "To Him who sits on the throne and to [Jesus] be praise and honor and glory and power, for ever and ever!" (Revelation 5:12-13, NIV 1984)

### Cracking the Case:

**It's time to answer our Case Questions.**

#### 1. Who was waiting for the Great Day of Praise?

**What would happen on that day?** The people of Israel were waiting for the Great Day of Praise. God's Messiah would save them from their enemies and bring God's kingdom where they would live happily forever.

#### 2. When did they think it had come? When will the Great Day of Praise really come?

When Jesus entered Jerusalem on the donkey. They thought He was coming to get rid of their enemies and become their Messiah-king. It will come at the end of time when Jesus comes back. Then, He will put an end to sin and death and bring God's kingdom forever.

### Something For You and Me

**Our Bible Truth is: God Created the World to Praise and Glorify Him**

**Our Bible Verse is: Psalm 148:7-13**

"Praise the LORD from the earth, you great sea creatures and all ocean depths, lightning and hail, snow and clouds, stormy winds that do his bidding, you mountains and all hills, fruit trees and all cedars, wild animals and all cattle, small creatures and flying birds, kings of the earth and all nations, you princes and all rulers on earth, young men and maidens, old men and children. Let them praise the name of the LORD, for his name alone is exalted; his splendor is above the earth and the heavens."

What a day will be that Day of Praise! It will be the most glorious Day the world has ever known, when at last all the creatures of earth raise their voices in praise to the LORD.

You and I can be there? How? By confessing our sins to God and trusting in Jesus as our very own Savior. Let's praise God for planning such a wonderful Day for His People to be a part of. Let's ask Him to work in our hearts, that we might confess our sins and trust Jesus as our very own Savior. Let's ask Him to change us and turn our voices to sing the song of His praises this very

day.

*Close in prayer.*

### Closing ACTS Prayer

**A** God, we praise You for being our good Creator and King.

**C** God, we confess that many times we choose to forget You and forget to praise You. We choose to praise other things and people, even ourselves. We need a Savior!

**T** God, we thank You for promising to one day bringing an end to all sin and sadness. Thank You that You will bring the Great Day of Praise when all Your people are gathered together to praise You. Thank You for sending Jesus to save us that we might be able to take part in that Great Day of Praise.

**S** God, work in our hearts! Help us to turn away from our sins and trust in Jesus as our Savior. Help us to bring all of our troubles to You. Make us praisers of Your name even now!

### Special Words

**Pharisee:** Jewish teachers of the Law (Old Testament).

**Messiah:** The special king God promised to send to save His people and to bring His kingdom.

# **ACTS PRAYER ACTIVITY**

Use this sheet to write down your ACTS Prayer

## **Instructions:**

Use this sheet to help the children apply the Bible Truth into a prayer. You can use the ACTS provided or even better, have the kids think of their own applications. Also have the children add their personal requests to the prayer, too. Lead the children in the prayer or let them pray sections, with your help. Never force a child to pray! Non-readers can participate by you whispering a section of the prayer into their ear and allowing them to pray it aloud for the group.

## **ADORATION:**

God, we praise for being our great Creator who is worthy of all our praise. His glory is in all the earth!

God, we praise You for being.....

---

Add your own Adorations:

---

---

## **CONFESSION:**

We confess we often forget You and do not praise You as we should. We too often are trying to get other people to glorify us for good things we do, instead of You. We need a Savior!

God, we have sinned against You....

---

Add your own Confessions:

---

---

## **THANKSGIVING:**

Thank You, God for making us in Your image so that we, more than any other creature, can have the pleasure of enjoying and praising You.

God, we thank You for...

---

Add your own Thanksgivings:

---

---

## **SUPPLICATION:**

God, work in our hearts that we might love, know and obey You, as You created us to, know Him and obey Him as we were created to. Work in our hearts, that we might turn away from our sins and trust in Jesus as our Savior.

God, we need Your help...

Add your own Supplication:

---

---

---



---

## **SNEAKY SNACK**

Can you figure out how this snack ties in with our case?

---

### **Snack: Stones that Cry Out, Praise along the Road**

Donut hole or pretzel nugget “stones” with celery stick with leaves “palm branches”. Another more involved option would be a half piece of bread “road” with torn lettuce/red cabbage leaf, ham, cheese “cloaks” on it. Add a animal cracker “donkey” on top.

This is only a suggestion. Feel free to modify. Be mindful of allergy issues among your children!

**Case Tie-in:** As Jesus came down the Mt. of Olives and entered Jerusalem, a crowd of people waved palm branches and praised God, welcoming Him as God’s Messiah. The Pharisees were horrified and tried to silence the people, but Jesus told them that the stones would cry out in praise, if the people were silent. He was the Messiah, come to save God’s people. He was the king, even though the people misunderstood what He had come to do to save them.

---

## **SOUL FOOD**

Food for thought during snack time

---

1. What does the snack have to do with the story?

Choose a few questions from the other activity discussion sheets to talk about during this snack time.

2.

---

---

3.

---

---

4.

---

---

5.

---

---

6.

---

---

7.

---

---

Directions: Read and discuss Bible Truth, using a FEW of the questions. Play game. Feel free to modify the game to fit your children.

### **God Created the World to Praise and Glorify Him**

God did not create the world because He was lonely or bored. God the Father, Son and Holy Spirit have always been perfectly happy, enjoying each other in perfect fellowship. He had no need for anyone or anything else to be happy. God created the world because He wanted to. He created it all as a display of His glory (who He is).

Everything God created praises and glorifies Him by being little pictures of what He is like. Because God made people in His image, we have the greatest ability to praise and glorify Him. To people alone, of all the earthly creatures, did God give a spirit to know and love Him. Only we can understand how His creations tell us about Him as we look at them.

God placed us in this wonderful world of His creation to enjoy it, and for the pleasure of praising, glorifying and enjoying God, as we see what it shows us about Him.

### **Understanding the Bible Truth**

1. Did God create people and the universe because He was bored or lonely? Why or why not? *God did not create them because He was bored or lonely. God the Father, Son and Holy Spirit have always been perfectly happy, enjoying each other in perfect fellowship.*
2. Why did God make the universe? *For His own pleasure, as a display of His glory. For us to enjoy.*
3. How do all things praise & glorify the LORD? *By being little pictures of what He is like.*
4. What is special about how people can praise and glorify God? *God made them in His own image. Of all the earthly creatures, they alone can see how God's creations reflect the great way He is and praise Him for it.*
5. Why did God place people in His creation? *To enjoy creation and to enjoy God. And, for the pleasure of praising and glorifying God even more, by what God's creations shows them about Him.*
6. Why would it be selfish for us to do things for our own glory, but good for God to do things for His own glory? *We are just creatures. We were never meant to be worshiped or glorified for what we do. We can accept people's encourage when we do a good job, but we know that everything talent we have, every good thing we do is a gift that God has given us. In the end, God should be praised for the good things we do. But God is different. He is the like no other. He is completely good and loving. He is far wiser and far more powerful than anyone else. No one helps Him do what He does. It is right for Him to do things for His own pleasure and for the praise of His name because He is the God. It would be wrong for Him NOT to seek His own glory or pleasure.*

### **Bible Truth Story Connection Questions**

1. What does our story have to do with our Bible Truth? *From before the beginning, God chose His people to praise and glorify Him not just as their Creator, but as their Savior. He chose His Son Jesus to die on the cross for their sins. At the end of time, there will be a Great Day of Praise when all of God's people will gather together and praise Him as their beloved Savior, just as He had created them to, from before the creation of the world.*

### **Bible Verse Connection Question**

1. What does our Bible Truth have to do with our **Bible Verse: Psalm 148:7-10**: "Praise the LORD from the earth, you great sea creatures and all ocean depths, lightning and hail, snow and clouds, stormy winds that do his bidding, you mountains and all hills, fruit trees and all cedars, wild animals and all cattle, small creatures and flying birds, kings of the earth and all nations, you princes and all rulers on earth, young men and maidens, old men and children. Let them praise the name of the LORD, for his name alone is exalted; his splendor is above the earth and the heavens.?"

*This verse is a call for all of God's creatures to praise Him, as they were created to.*

**Life Application Questions**

1. How can you praise and glorify God today?
2. What is the first thing we should do if we want to praise and glorify God? *We should turn from our sins, confess them to God, and trust in Jesus as our own Savior.*

**ACTS Questions**

1. What is something we can praise God for from this Bible Truth? *Praise God for being the great Creator who is worthy of all of our praise and glory.*
2. What is something we can confess to God from this Bible Truth? *Confess that we often forget Him and do not praise Him as we should. We deserve His punishment! We need a Savior!*
3. What is something we can thank God for from this Bible Truth? *Thank God for creating us so that we can have the pleasure of enjoying Him and praising Him. Thank Him for making us able to see how wonderful He is through the things He has created.*

**The Gospel**

1. God created us to praise and glorify Him, but we have all chosen not to. We deserve God's punishment! Is there any hope for us? What is the gospel?

*Yes, there is! God is the good Creator and King of the world. He made people to worship Him and live by His good laws. But we are all sinners who've rebelled against Him. We all deserve death--God's just, eternal punishment for our sins. How terrible! But God has good news for us. In His great mercy, God sent His Son, Jesus to earth as a man to save sinners. He lived the perfect life that pleases God. (He's the only one who's ever done that!) He offered it up to God His Father as the perfect sacrifice for sins when He suffered and died on the cross. Then, on the third day, Jesus rose from the dead in victory. He had fully paid for the sins of God's people, so they wouldn't have to! Now all who turn away from their sins and trust in Jesus as their Savior will receive forgiveness of sins and eternal life with God. They will be His very own special people who will know Him and enjoy Him forever. We can be God's people, too, if we turn from our sins and trust in Jesus as our own Savior.*

## Game: Enemy Invaders

### Materials

Index cards of two different colors (or use red and black playing cards, such as hearts and spades)  
Bible Truth Questions  
String or yarn  
Two chairs  
Masking Tape

### Preparing the Game

1. Choose 20+ questions for your game from the Bible Truth Discussion Questions, or make up your own.
2. Write the Bible Truth questions on small thin strips of paper (or make a photocopy of the Bible Truth Discussion Questions and simply cut them into strips) and put them in the bag/bowl.
3. Tie an end of the string to each chair and draw the line across the room where the teams will be. Preferably this line will be about 4' above the ground.
4. Tape a line about 6' to 9' from the string on each side.
5. Cut cards in half along the long side, making them about the same size as playing cards.

### Playing the Game

Divide the children into two teams and have them stand (or kneel to make it even harder!) on their team's line. Give each child an index card, the same color for the children on one team. At your signal, have them try to toss their cards over the line and into their "enemy's" territory on the other side. Add up how many cards fell on each side. That is how many points they can win by answering a question. Choose a question for each team. If the team gets it wrong, the question goes to the other team for an extra point. Distribute the cards and play again.

Game continues as number of questions, time, and attention span allow.

### Non-competitive Option

Set a target number of points for the whole group. Challenge the children to see how many turns it takes score the target number of points. Once the target has been reached, start the game over and see how many turns it takes to reach the target the second time.

### Optional TAKING IT TO OTHERS Activity: Quiz Questions

Have the children choose a few of the questions from the game to ask the parents/other children during TAKING IT TO OTHERS time. Help pre-readers by whispering the question in their ear and letting them ask it aloud to the parents/other children. Make sure you read the Bible verse aloud before you ask your questions.

Directions:

1. Write words to song in large print before class.
2. Play the song for the children, helping them follow along on the song sheet.
3. Discuss the song, using a few questions from the discussion sheet. *Don't use them all!*
4. Introduce sign language for key words of your choice from sign language sheet for your song. Use as few or as many as you think the children can learn.
5. Sing and sign the song. Sign language as well as large format lyrics and sheet music are found in the PFI Unit Songbook or online.
6. If desired, play the Song Game.

**Optional TAKING IT TO OTHERS Activity: Presenting and Singing the Song**

1. Sing and sign the song, encouraging the watching children/parents to join in.
2. Ask the class some of the questions listed below. The Bible Truth Connection Question is particularly good to help them understand how the song ties in with the Bible Truth.

**Doxology**

Praise God, from whom all blessings flow;  
 Praise Him, all creatures, here below;  
 Praise Him above, ye heav'nly host;  
 Praise Father, Son, and Holy Ghost. Amen

**Listen to it on PFI NIV Songs 5, Track 13**

**Understanding the Song**

1. What does it mean to praise God? *To tell of the greatness of who He is and what He does.*
2. What is a blessing? *Good things that we enjoy that have been given to us, particularly from God.*
3. From whom do all blessings "flow" (come from)? *From God.*
4. Who should praise God? *All creatures here below; the heavenly host above.*
5. What does "here below" mean? What creatures are here below? *Creatures that live below heaven; that is, earthly creatures. This would include everything God created in the universe.*
6. Who is supposed to praise God above? Who are they? *The heavenly host, which are all the different kinds of angels of heaven.*
7. Who are the creatures below and heavenly host above supposed to praise? *God, the Father, Son and Holy Ghost*
8. What can we praise the Father especially for? *For His great plan of creation and salvation. For His great love in sending His Son to save sinful people, like you and me.*
9. What can we praise the Son especially for? *For being willing to leave the close fellowship with the Father and the Holy Spirit to come to earth, that He could suffer and die that His people would be saved from their sins.*
10. Is the Holy Ghost really a ghost? *No. That's just another way of saying Spirit.*
11. What can we praise the Holy Ghost especially for? *For coming to live within the hearts of God's people when they turn to trust Jesus as their Savior. For changing them and giving them more and more love for God and a greater desire to serve Him.*

**Bible Truth Connection Question**

1. How does this song relate to our **Bible Truth: God Created All Things to Praise and Glorify Him**? *All creatures here below on the earth and all the heavenly host above in heaven should praise God. He is their Creator and He made them to praise and glorify Him. All the good blessings they enjoy come from Him.*

**Story Connection**

1. How does this song relate to our story? *On the Great Day of Praise, at the end of time, all of God's people will gather together with all creatures here below on earth and all the heavenly host above in heaven. On that Day, His people will praise God the Father, Son and Holy Spirit for all the blessings He has given them. They, more than all of the other creatures and even all other people, will have known the blessings of God as their Father, the Son of God as their Savior, and the Holy Spirit as the One who lived within them so they could know and love God more and more.*

**Bible Verse Connection Question**

1. What does this hymn have to do with our Bible Verse: **Psalm 148:7-13**: "Praise the LORD from the earth, you great sea creatures and all ocean depths, lightning and hail, snow and clouds, stormy winds that do his bidding, you mountains and all hills, fruit trees and all cedars, wild animals and all cattle, small creatures and flying birds, kings of the earth and all nations, you princes and all rulers on earth, young men and maidens, old men and children. Let them praise the name of the LORD, for his name alone is exalted; his splendor is above the earth and the heavens."

*This hymn calls us, along with all creatures to praise God, as He created us to. He is our God and He is the one from whom all the blessings we enjoy come from.*

**Life Application Questions**

1. How can God's people be affected by the message of this song? *They can praise God for not just creating them, but providing for their every need, every day, so that they stay alive. They can ask God to help them to know and love Him more as they look at His creations. They can ask Him to make them more grateful for all He is and gives them each day.*
2. How can we become God's "folk", His people? *By turning away from our sins and trusting in Jesus as our Savior.*

**ACTS Questions**

1. What is something we can praise God for from this hymn? *Praise God for being the Giver of all blessings that all creatures enjoy.*
2. What are sins we can confess to God from this hymn? *That many times we don't thank God for His many blessings or praise Him for being our good Creator. We think too much about ourselves and forget Him and who He is. We deserve His punishment. We need a Savior!*
3. What is something we can thank God for from this hymn?  
*We can thank Him for all His blessings, especially the blessing of forgiveness of our sins through Jesus.*
4. What is something we can ask God for from this hymn? *We can ask Him to work in our hearts that we might want to receive the greatest blessing of salvation, by turning from our sins and trusting in Jesus as our Savior. We can ask Him to give us eyes to see the many blessings He gives us every day and become more grateful for them.*

**Life Application Questions**

1. What are some blessings that the LORD has given you?
2. How can God's people be affected by the message of this song? *We can think of blessings that we have and praise God for giving them to us. We can ask God to help bring to mind the blessings He gives us each day and thank Him for them.*
3. What is the greatest blessing that God offers to sinful people like you and me? *The forgiveness of our sins when we turn away from our sins and trust in Jesus as our Savior.*

**Gospel Question**

1. Why do God's people of all creatures have great blessings to praise God for? What is the good news of Jesus? What is the gospel?

*God is the good Creator and King of the world. He made people to worship Him and live by His good laws. But we are all sinners who have rebelled against Him. We all deserve death--God's just, eternal punishment for our sins. How terrible! But God has good news for us. In His great mercy, God sent His Son Jesus to earth to save sinners. Yes, Jesus, the perfect Son of God, left His home in heaven and became a man. He lived the perfect life that pleases God. (He's the only one who has ever done that!) He offered it up to God His Father as the perfect sacrifice for sins when He suffered and died on the cross. Then, on the third day, Jesus rose from the dead in victory. He had fully paid for the sins of God's people, so they wouldn't have to! Now all who turn away from their sins and trust in Jesus as their Savior will receive forgiveness of sins and eternal life with God. They will be His very own special people who will know Him and enjoy Him forever. We can be God's people, too, if we turn from our sins and trust in Jesus as our own Savior.*

## **Song Game: Pass the Secret Sign**

### **Materials**

Sign Language signs used in song, particularly choose words with important meanings you want the children to learn, such as "grace", "redeem", etc.

Bag or bowl

Blindfold

### **Preparing the Game**

1. Cut out signs and put in bowl.

### **Playing the Game**

1. Practice the song and signs until the children know them well.
2. Have all the children stand in a tight circle, except one, "It" who will stand in the middle of the circle, blindfolded.
3. Have the children in the circle to put their hands behind their backs. Choose a sign from the bag and hand to a child in the circle, still keeping hands behind their backs, not looking at the sign.
4. When "It" says "Pass the Secret Sign", the children will begin to pass the sign around behind their backs.
5. When "It" says "Stop the Passing!" the child who has the sign freezes with the sign behind his back.
6. The child with the sign brings it around and looks at it. You can help the child practice the sign.
7. Then take the blindfold off of "It", watch the child with the card do the sign, then have "It" guess the name of the sign. (If desired, "It" can ask another child in the circle for help with their guess.)
8. The holder of the sign then becomes "It." Sing the song with all the signs, then repeat.



choose a FEW questions for discussion, then choose the game and/or music activity

**Bible Truth 3 BIBLE VERSE****Meditation Version: Psalm 148:7-13, NIV 1984**

"Praise the LORD from the earth, you great sea creatures and all ocean depths, lightning and hail, snow and clouds, stormy winds that do his bidding, you mountains and all hills, fruit trees and all cedars, wild animals and all cattle, small creatures and flying birds, kings of the earth and all nations, you princes and all rulers on earth, young men and maidens, old men and children. Let them praise the name of the LORD, for his name alone is exalted; his splendor is above the earth and the heavens."

**Shortened Memory Version: Psalm 148:7,9,10,11, NIV 1984**

"Praise the LORD from the earth, you great sea creatures ...you mountains and trees, wild animals...and flying birds, kings of the earth and all nations. Let them praise the name of the LORD."

**Understanding the Bible Verse**

1. What is being called on to praise the LORD in this psalm? *The sea and everything in it; the weather; the trees; the land; the animals; and, all sorts of people.*
2. How can people praise the LORD differently than all the rest of God's earthly creations? *They, alone, are made in His image. They can know Him and see Him reflected in creation. They know right from wrong and can talk with Him. All the rest of God's creations can only praise Him by reflecting the way He is in the way He made them.*
3. What does it mean to praise the name of the LORD? *It doesn't mean to talk about how pretty the name sounds when you say it. In Bible times, to talk about someone's name meant to talk about what they were like. Praising the name of the LORD means to praise Him for the wonderful ways He is and the wonderful things He does.*
4. Why should all creatures praise the LORD? *His name is exalted & His splendor is above the earth and the heavens.*
5. What does 'exalted' mean? *He is greater and better than anything else.*
6. What does it mean that His splendor is above the earth and the heavens? *He is more wonderfully glorious than anything in all of heaven and earth.*

**Bible Truth Connection Question**

1. What does this verse have to do with the **Bible Truth: God Created All Things to Praise and Glorify Him?** *These verses are a call for all of God's creatures to praise Him as they were created to.*

**Story Connection Questions**

1. How do these verses relate to our story? *As Jesus came down the Mount of Olives towards Jerusalem, men, women, old and young, praised Him as the Messiah come to save them. The Pharisees were horrified. They told Him to silence them. But Jesus said, if His disciples were silenced, the very rocks would praise Him-- He was the LORD, worthy of the praise of all peoples and all creation. Jesus knew his disciples' praise that day was mixed up with wrong ideas of what He came to do, but He knew on the Great Day of Praise to come, all His people—along with all of creation-- would exalt Him as they had been created to, from before the beginning.*

**Life Application Questions**

1. What are things God's people can praise Him for today?
2. What is first step we must take if we want to truly praise God? *We need to turn away from our sins, confess them to God, and trust in Jesus as our own Savior.*

**ACTS Questions**

1. What is something we can praise God for from this Bible Verse? *Praise God for being our Creator, who created us with hearts that can know and praise Him.*
2. What is something we can confess to God from this Bible Verse? *That we are all sinners made to praise God, but we have all chosen to disobey Him and His good ways. We praise ourselves and others, instead of Him. We deserve His punishment! We need a Savior!*
3. What is something we can thank God for from this Bible Verse? *We can thank God for all the wonderful, good ways His name tell us about Him. We can thank Him that there is nothing about Him that is NOT worthy of being praised.*
4. What is something we can ask God for from this Bible Verse? *We can ask God to work in our hearts that we would want to turn away from disobeying Him and trust in this wonderful Jesus as our own Savior. That God would help us to praise Him with our whole hearts.*

**The Gospel**

1. What is the good news of salvation that reflects God's holiness and His merciful love?  
*God is the good Creator and King of the world. He made people to worship Him and live by His good laws. But we are all sinners who have rebelled against Him. We all deserve death--God's just, eternal punishment for our sins. How terrible! But God has good news for us. In His great mercy, God sent His Son Jesus to earth to save sinners. Yes, Jesus, the perfect Son of God, left His home in heaven and became a man. He lived the perfect life that pleases God. (He's the only one who has ever done that!) He offered it up to God His Father as the perfect sacrifice for sins when He suffered and died on the cross. Then, on the third day, Jesus rose from the dead in victory. He had fully paid for the sins of God's people, so they wouldn't have to! Now all who turn away from their sins and trust in Jesus as their Savior will receive forgiveness of sins and eternal life with God. They will be His very own special people who will know Him and enjoy Him forever. We can be God's people, too, if we turn from our sins and trust in Jesus as our own Savior.*

## Game: Horse Play Verse Tag

### Materials

Bible verse written up in large print so that all can see

### Preparing the Game

None.

### Learning the Verse

Some or all of your children may be non- or early readers. Teach the verse in sections, having them say it after you. Repeat a few times. Add clapping or other movement as they say it.

### Directions

1. If desired, lead the children in a discussion of a **FEW** of the most important questions before beginning game.
2. Explain the game to them as follows:  
Have the children spread out around the playing area. Explain to the children that they will say the verse together, then the person who is "It" (start with you) will try to tag another child while walking on all fours like a horse. The tagged child and "It" say the verse together, then the tagged child becomes the new "It." Everyone says the verse together, then the new "It" tries to tag someone else. Other options: do a crab walk (hands and feet, belly-up) or slither like snakes.

Game continues until all children get to be It or as time and attention span allow.

### Optional **TAKING IT TO OTHERS** Activity: Quiz Questions

Have the children choose a few of the questions from the game to ask the parents/other children during **TAKING IT TO OTHERS** time. Help pre-readers by whispering the question in their ear and letting them ask it aloud to the parents/other children. Make sure you read the Bible verse aloud before you ask your questions.

Directions:

1. Write words to song in large print before class.
2. Play the song for the children, helping them follow along on the song sheet.
3. Discuss the song, using a few questions from the discussion sheet. *Don't use them all!*
4. Introduce sign language for key words of your choice from sign language sheet for your song. Use as few or as many as you think the children can learn.
5. Sing and sign the song. Sign language as well as large format lyrics and sheet music are found in the PFI Unit Songbook or online.
6. If desired, play the Song Game.

**Optional TAKING IT TO OTHERS Activity: Presenting and Singing the Song**

1. Sing and sign the song, encouraging the watching children/parents to join in.
2. Ask the class some of the questions listed below. The Bible Truth Connection Question is particularly good to help them understand how the song ties in with the Bible Truth.

**Praise the LORD, from the Earth**

Listen to it on PFI NIV Songs 5, Track 14

Praise the Lord, from the earth,  
All you creatures of the sea,  
and all ocean depths,  
lightning, hail, snow and clouds,  
Stormy winds that do his bidding.  
Praise the Lord, from the earth, Praise the Lord.  
Praise the Lord, from the earth, Praise the Lord.

Praise the Lord, from the earth,  
you mountains and all hills,  
you fruit trees and cedars,  
animals, flying birds, kings and rulers, men and maidens,  
Praise the Lord, from the earth, Praise the Lord.  
Praise the Lord, from the earth, Praise the Lord.

## Song Game: Mimic Me!

### Materials

Sign Language  
Song

### Preparing the Game

None.

### Playing the Game

1. Practice the song and signs until the children know them well. Choose a person to be the leader and let them decide upon an action for everyone to do as they sing the song, such as jump on one foot, etc.
2. Sing the song while doing the chosen action.
3. Select another child to be the leader.
4. If desired, you can choose a different action for different important words in the song, such as jump on one foot when you sing the word "grace", but clap your hands when you sing the word "Jesus". Ask the children the meaning of each of the words before adding in their action.

Game continues as number of questions, time, and attention span allow.

**STORY REVIEW**

Directions: Read and discuss Bible Truth, using a FEW of the questions. Play game. Feel free to modify the game to fit your children.

**General Story Questions**

1. What special thing did God plan for His people to praise Him for? *For being their Savior.*
2. When did He chose His special people? *Before the creation of the world.*
3. When did He chose Jesus to be their Savior? *Before the creation of the world.*
4. How did God encourage Adam and Eve after they sinned? *He promised them that He would send a Savior to save them from their sins.*
5. What did Jesus do when He came to Earth? *He lived a perfect life. He did many amazing miracles. He preached powerfully about God. He promised eternal life to those who would turn from their sins and trust in Him.*
6. Where was Jesus riding to/from on the donkey? *He was riding on the road that led from the Mount of Olives into Jerusalem.*
7. What did the crowds of His disciples start singing? *Praises to God for the miracles Jesus had done.*
8. What special names did the crowds call Jesus? *The King who comes in the name of the LORD; the Son of David (King).*
9. What did these names mean they thought He was? *The Messiah King who God had promised would come and save His people.*
10. What did the disciples do to show that they thought Jesus was this King? *They waved palm branches in a royal salute; they lay their robes on the road for the donkey to ride over, just like they would a king.*
11. Why were the Pharisees horrified at what Jesus' disciples were doing? *They did not believe that Jesus was the Messiah. They were afraid that Jesus might actually be the Messiah and get rid of them.*
12. Why did Jesus weep as the people praised Him? *He knew these people misunderstood who He was. He knew that many of them would reject Him and they would not be saved.*
13. What did Jesus would cry out if His disciples were quieted? What did He mean? *The rocks. We don't know. As creator, Jesus really could make the rocks cry out, if He wanted. Jesus' point was that He really was the Messiah, the Son of God. All creation praised Him.*
14. How did the Pharisees think they had silenced Jesus? *By putting Him to death on the cross.*
15. How was the cross really just the beginning of praise for Jesus? *It was there that He finished His work as Savior. He took the punishment that God's people deserved for their sins, so that they could be forgiven by God.*
16. What will the Day of Praise be like? *All of God's people will join together praising God as their Savior, thousands of angels singing along with them. All of creation will praise God on that day.*

**Bible Truth Connection Questions**

1. What does this story have to do with our **Bible Truth: God Created the World to Praise and Glorify Him?** *From before the beginning, God chose His people to praise and glorify Him not just as their Creator, but as their Savior. He chose His Son Jesus to die on the cross for their sins. At the end of time, there will be a Great Day of Praise when all of God's people will gather together and praise Him as their beloved Savior, just as He had created them to, from before the creation of the world.*

**Bible Verse Connection Question**

1. What does the story have to do with our **Bible Verse: Psalm 148:7-10:** "Praise the LORD from the earth, you great sea creatures and all ocean depths, lightning and hail, snow and clouds, stormy winds that do his bidding, you mountains and all hills, fruit trees and all cedars, wild animals and all cattle, small creatures and flying birds, kings of the earth and all nations, you princes and all rulers on earth, young men and maidens, old men and children. Let them praise the name of the LORD, for his name alone is exalted; his splendor is above the earth and the heavens."?  
*This verse is a call for all of God's creatures to praise Him as they were created to. On the Great Day of Praise, all creation will at last cry out their praise of God as He created them to.*

**Life Application Questions**

1. How can today we be part of the swelling praise of God, leading up to the Great Day of Praise? *We can praise God today for all the wonderful ways that He is. We can confess our sins to Him and ask Him to help us to trust in Him as our Savior.*
2. What is the first thing God wants us to do to praise Him? *He wants us to turn away from our sins, confess them to Him and trust in Jesus as our own Savior.*

**ACTS Questions**

1. What's something we can praise God for from this story? *Praise God as our Good Creator and King, as He created us to.*
2. What's something we can confess from this story? *Confess that many times we choose to forget God and forget to praise Him. We choose to praise other things and people, even ourselves. We deserve God's punishment. We need a Savior!*
3. What's something we can thank God for from this story? *We can thank God for one day bringing an end to all sin and sadness. For one day, bringing His people together to praise Him on the Great Day of Praise. We can thank Him for sending Jesus, so that even we might be a part of that Great Day, when we turn from our sins and trust in Jesus as our own Savior.*
4. What is something we can ask God for, from this story? *We can ask God to work in our hearts, helping us to turn away from our sins and trust Jesus as our own Savior. We can ask Him to work in our hearts and make us praisers of His name, even today!*

**The Gospel**

1. What is the good news of Jesus that one day all of God's People will praise God for on the Great Day of Praise? What is the gospel?  
*God is the good Creator and King of the world. He made people to worship Him and live by His good laws. But we are all sinners who have rebelled against Him. We all deserve death--God's just, eternal punishment for our sins. How terrible! But God has good news for us. In His great mercy, God sent His Son Jesus to earth to save sinners. Yes, Jesus, the perfect Son of God, left His home in heaven and became a man. He lived the perfect life that pleases God. (He's the only one who has ever done that!) He offered it up to God His Father as the perfect sacrifice for sins when He suffered and died on the cross. Then, on the third day, Jesus rose from the dead in victory. He had fully paid for the sins of God's people, so they wouldn't have to! Now all who turn away from their sins and trust in Jesus as their Savior will receive forgiveness of sins and eternal life with God. They will be His very own special people who will know Him and enjoy Him forever. We can be God's people, too, if we turn from our sins and trust in Jesus as our own Savior.*

## Game: Chair Pile-Up

### Materials

A Chair for every two players

Index Cards

Paper and Marker

Tape

Story Review Questions

Optional: Game "Pennies" for easy recognition for members of each team

### Preparing the Game

1. Choose 20+ questions for your game from the Story Review Discussion Questions, or make up your own.
2. Form a circle with the chairs. On the index cards, make identical two sets of numbers corresponding to the number of chairs. Use one set to tape a number onto the back of each chair.

### Playing the Game

Divide the children into teams. Have all players select a seat and share it with one other person. (No special ordering of players needed.) The players from both team will move from chair to chair according to the directions you give. ("If you have shoes that have Velcro, move 1 chair to your left," "If you came to church in a mini van, move four chairs to your right," "If you have a sister, stay where you are, but everyone else move 1 chair to the left", etc.) If there are too many students to sit on one chair, have them at least put their hands on the chair. After giving several direction, choose a number from the 2nd set of index cards. All the children at that particular numbered chair will answer a Story Review question. If they answer it correctly, they earn as many point for their team as team members at that particular chair, (i.e., if 2 people from Team A and 1 people from Team B are on the same chair, then Team A gets 2 points and Team B gets 1) If they do NOT answer it correctly, then their teams are DOCKED the same number points as team members at that chair. The team with the most points at the end of play, wins.

Game continues as number of questions, time, and attention span allow.

### Non-competitive Option

Don't split into teams. Simply play the game and have the children at whatever numbered chair is chosen answer the question.

### Optional TAKING IT TO OTHERS Activity: Quiz Questions

Have the children choose a few of the questions from the game to ask the parents/other children during

TAKING IT TO OTHERS time. Help pre-readers by whispering the question in their ear and letting them ask it aloud to the parents/other children.



**CASE REPLAY ACTIVITIES**

Use this guide to review the Case Story and act it out for others to enjoy!

**CASE REPLAY, JR: YOUNGEST CHILDREN**

**Description:** The children will act out the story together, everyone doing the same action/sound effect at the same time. This activity is most suitable for kindergarteners.

**Materials**

The Case RePlay, Jr. script for younger children

**Preparation**

1. Read through the script and write in the blanks along the side possible actions/sound effects the children could do to act it out.

**Instructions**

1. Tell the children that they will be re-enacting the story together as you tell it.
2. As you read the script, lead the children in actions/sound effects to do with you.
3. If desired, you can read the script and stop at certain sentences and ask them what a good action/sound effect would be to act out what you just read.
4. Repeat the re-enactment one or two times more.

**CASE REPLAY, SR: OLDER CHILDREN**

**Description:** The children act out the story as a three-scene play. You will narrate it using the Case RePlay, Sr. script and they will act it out (no spoken words, for the most part), with each child assuming a different character's role. This activity is most suitable for first grade and up. You will review the story, then practice it a few times before performing it for others.

**Materials**

The Case RePlay, Sr. script  
White board or other large format paper  
Costumes and props

**Preparation**

1. Prepare for the play by choosing costumes and props for each character in the story. Decorate the area with any scenery props.
2. Write the words "Beginning," "Middle," "End" on a large piece of paper/whiteboard with plenty of space under each heading. You will use this paper to help the children think about the story as a three-scene play, as it is presented in the script.

**Instructions**

1. Tell the children that they will get to act out the story as a three-scene play, with a beginning, middle and end section. Tell them that before they can act it out, they need to think it out. as you narrate it with your script.
2. Take the children's answers as they recount the story, helping them put key incidents in the right order.
3. If desired, when they have filled in their Beginning, Middle, End, read through your whole (real) script, so they hear exactly what you will have them act out.
4. Then tell the children that it's time to practice acting out the story.
5. Assign parts to each child. If you are using costumes, do NOT give them out at this point. They will be a distraction.
6. Have all the children sit on the floor or in chairs on one side of the "stage," then call the characters up in place as their part in the story comes.
7. As you read the script, guide the children in where you want them to move or do to act it out.
8. After going through the whole script once, give out any costumes and props and act out the script once or twice more.

**Optional TAKING IT TO OTHERS Activity: Re-enacting the Story**

Read the script as the children act out together (younger) or assuming different roles (older) as the other children or the parents watch.

**CASE REPLAY, JR--YOUNGER KIDS (KINDERGARTEN) P.2**

Welcome to our play! The name of our story is called: The Case of the Great Day of Praise. Our story takes place near Jerusalem, in New Testament times, while Jesus lived on earth. And now we present: "The Case of the Great Day of Praise."

**Scene 1:**

God created all creatures to praise and glorify Him as their Creator, by reflecting His glory, each in their own special ways. But from before the beginning, He chose His own special people, from among every people and language, to praise Him as their Savior. He chose Jesus, His Son, to be that Savior. From before the beginning, God planned a Great Day of Praise when all of His very own people would join together and praise Him as their Savior. At just the right time, God sent Jesus to earth. Jesus did many amazing miracles and preached powerfully about God. He promised eternal life to all who trusted in Him.

**Actions:**

---

---

---

---

**Scene 2:**

One day near the end of His life, Jesus mounted a donkey and rode to Jerusalem. As He came to the Mount of Olives, the beautiful city of Jerusalem came into view. As the crowd of disciples around Him saw the city and saw Him, they began to praise Him as the great Messiah King God had sent to save them. They waved palm branches in a royal salute and lay their robes on the road as they would a King. This sounded like the Great Day of Praise, but Jesus knew that it was not. He wept as He knew that most of His disciples wrongly thought that He had come to save them from the Romans, not save them from their sins. He knew they would reject Him.

---

---

---

---

---

**Scene 3**

The Pharisees in the crowd were horrified at what Jesus' disciples were doing to Jesus. They told Jesus to silence them, but Jesus told them that the stones would cry out in praise of Him even if His disciples were silenced. He really was the Messiah. The Pharisees thought they had gotten rid of Jesus and His disciples when they had Him hung on a cross a few days later. But they were wrong. It was on the cross that Jesus finished His work as Savior of His people. Jesus rose from the dead, proving to all that He truly had saved God's people. Every day, as more and more people turn from their sins and trust in Jesus as their Savior, the "song" of praises to Jesus, the Savior grows among His people. Best of all will be the Great Day of Praise that comes at the end of the world. Then all of God's people (accompanied by thousands and thousands of angels) will join together and sing one big symphony of praise to Him, their Savior. Then all the rest of creation will join them and sing to their great Creator and God.

---

---

---

---

---

---

---

---

**Bible Truth Tie-In:**

The Bible Truth we are learning is: **God Created the World to Praise and Glorify Him.** Everything that God created will praise Him as their Creator, but God gave the special gift to His people of being able to praise Him as their Savior.

## **CASE REPLAY, SR--OLDER KIDS (1ST GRADE AND UP) P.3**

Welcome to our play! The name of our story is called: The Case of the Great Day of Praise.

Our story takes place near Jerusalem, in New Testament times, while Jesus lived on earth.

The characters in our story are: Jesus, his disciples, crowd of people, the Pharisees, angels, God's people.

And now we present: "The Case of the Great Day of Praise."

### **Scene 1: (Beginning)**

God created all creatures to praise and glorify Him as their Creator, by reflecting His glory, each in their own special ways. But from before the beginning, He chose His own special people, from among every people and language, to praise Him as their Savior. He chose Jesus, His Son, to be that Savior. From before the beginning, God planned a Great Day of Praise when all of His very own people would join together and praise Him as their Savior. At just the right time, God sent Jesus to earth. Jesus did many amazing miracles and preached powerfully about God. He promised eternal life to all who trusted in Him.

### **Scene 2: (Middle)**

One day near the end of His life, Jesus mounted a donkey and rode to Jerusalem. As He came to the Mount of Olives, the beautiful city of Jerusalem came into view. As the crowd of disciples around Him saw the city and saw Him, they began to praise Him as the great Messiah King God had sent to save them. They waved palm branches in a royal salute and lay their robes on the road as they would a King. This sounded like the Great Day of Praise, but Jesus knew that it was not. He wept as He knew that most of His disciples wrongly thought that He had come to save them from the Romans, not save them from their sins. He knew they would reject Him.

### **Scene 3: (End)**

The Pharisees in the crowd were horrified at what Jesus' disciples were doing to Jesus. They told Jesus to silence them, but Jesus told them that the stones would cry out in praise of Him even if His disciples were silenced. He really was the Messiah. The Pharisees thought they had gotten rid of Jesus and His disciples when they had Him hung on a cross a few days later. But they were wrong. It was on the cross that Jesus finished His work as Savior of His people. Jesus rose from the dead, proving to all that He truly had saved God's people. Every day, as more and more people turn from their sins and trust in Jesus as their Savior, the "song" of praises to Jesus, the Savior grows among His people. Best of all will be the Great Day of Praise that comes at the end of the world. Then all of God's people (accompanied by thousands and thousands of angels) will join together and sing one big symphony of praise to Him, their Savior. Then all the rest of creation will join them and sing to their great Creator and God.

### **Bible Truth Tie-In:**

The Bible Truth we are learning is: **God Created the World to Praise and Glorify Him.** Everything that God created will praise Him as their Creator, but God gave the special gift to His people of being able to praise Him as their Savior.

## Palm Branches, Cloaks and Hosanna

### Description

Children will make a circle of palm leaves with cloaks and the word "Hosanna" on top, on a paper plate base.

### Materials

One Paper plate per child  
White Paper or Cardstock  
Green Construction Paper  
Markers  
Glitter glue, if desired  
Scissors  
Glue

### Preparing the Craft

1. Use the palm leaf pattern to cut out leaves from the green construction paper. You will need about 10 per child
2. Make copies of Craft Pattern #2 so that one per child. Cut out.
3. Make copies of cloaks so that each child has 8 -10. Cut out. (or have children cut out.)
2. Set out supplies.

### Making the Craft

1. Show the children your sample of the craft.
2. Have the children glue the green leaves down in an overlapping pattern.
3. Have children color in their cloaks and the "Hosanna" banner. Can add extra details with glitter glue, if desired.
4. Space the cloaks around the circle of palm leaves, securing in place with glue.

### Making a Bible Truth Connection

Once the children have settled into their craft, use the Bible Truth- Craft Connection Sheet to lead discussion about the craft. Note that most of these questions echo the questions on the case board, providing a review of what the children learned earlier.

### Optional TAKING IT TO OTHERS Activity: Craft Presentation

If you are presenting the craft to other children or parents the children can hold up their crafts (or your model craft) and read their Bible Truth Connection answers to explain the importance of the craft.

**CASE CRAFT****Discussion Guide****Instructions:**

As the children are settled into making their craft, ask them these questions to help them understand the craft's significance. Use the answers provided to guide the children's answers.

**Discussion Questions**

1. Where was Jesus going to, as He rode down the Mt. of Olives?

*He was going to Jerusalem.*

2. Who lined His path to Jerusalem? What did they do? *Many Jews lined His path, waving palm branches, throwing down their cloaks for Him to ride over, and shouting, "Hosanna!"*

3. Who did the crowds think Jesus was? What did they think He had come to do? What had He really come to do?

*They thought Jesus was the Messiah King the LORD had promised, come to save them from their enemies, the Romans. But really, He had come to save all of God's people from sin and death--their biggest enemies.*

4. What is Bible Truth that we are learning?  
God Created the World to Praise and Glorify Him.

5. What does our craft have to do with our Bible Truth: God Created the World to Praise and Glorify Him?

*The day the crowds hailed Jesus as the Messiah King as He entered Jerusalem seemed like it might be the Great Day of Praise the Bible told would come; but it was not. The crowds wanted Jesus to save them from the Romans, not from their sins. The Great Day of Praise when all of creation would praise and glorify Him would not come until the end of the world.*

6. What can our craft help us remember?  
*When we turn from our sins and trust in Jesus, our voice is added to the sound of praise of Jesus' name that already echoes around the world even now.*

**TAKING IT TO OTHERS****Craft Presentation****Instructions:**

Have children hold up your model craft/their crafts. Choose five children (or you say) the five sections below to explain the craft's importance.

**Presentation:**

1. Our craft is: Palm Branches, Cloaks and Hosanna.

2. From the Mt. of Olives to Jerusalem, great crowds of Jews honored Jesus by waving palm branches, covering His path with their cloaks and shouting "Hosanna!" because they thought Jesus was the Messiah King the LORD had promised, come to save them from their enemies, the Romans. But really, He had come to save all of God's people from sin and death--their biggest enemies.


3. Our Bible Truth is: God Created the World to Praise and Glorify Him.

4. The day the crowds hailed Jesus as the Messiah King as He entered Jerusalem seemed like it might be the Great Day of Praise the Bible told would come; but it was not. The crowds wanted Jesus to save them from the Romans, not from their sins. The Great Day of Praise when all of creation would praise and glorify Him would not come until the end of the world.

5. Our craft can help us remember that when we turn from our sins and trust in Jesus, our voice is added to the sound of praise of Jesus' name that already echoes around the world even now.

Note: Even non-readers can participate in presenting the craft, if you will whisper what they are to say in their ear and let them say it aloud for the others to hear.

Craft Pattern #1



***Hosanna***

***Hosanna***

***Hosanna***

***Hosanna***

***Hosanna***

***Hosanna***

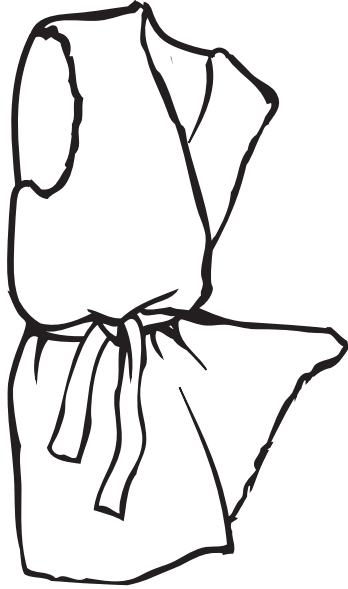
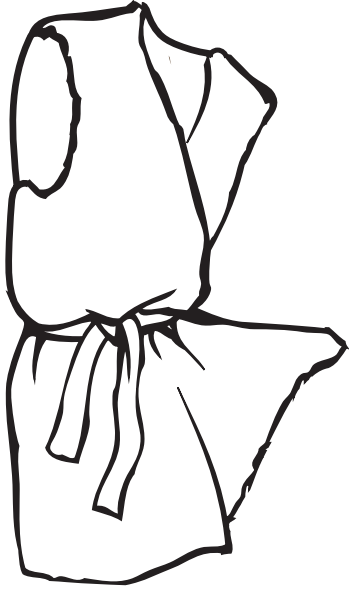
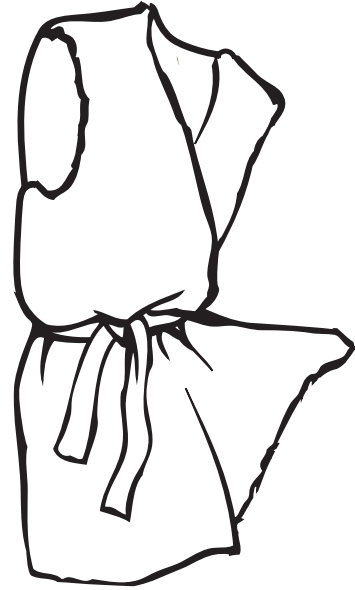
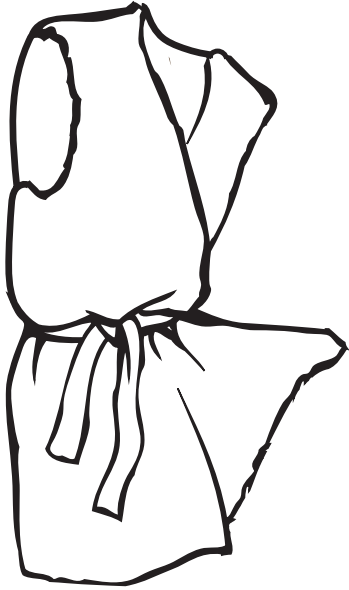
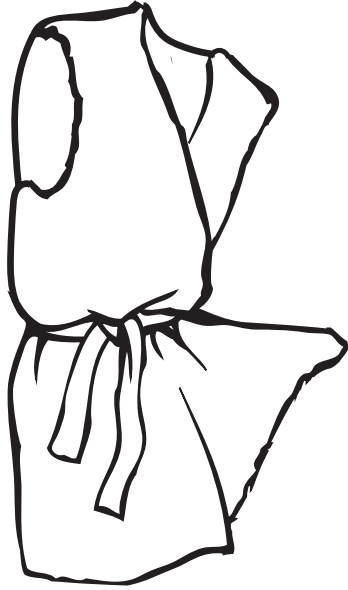
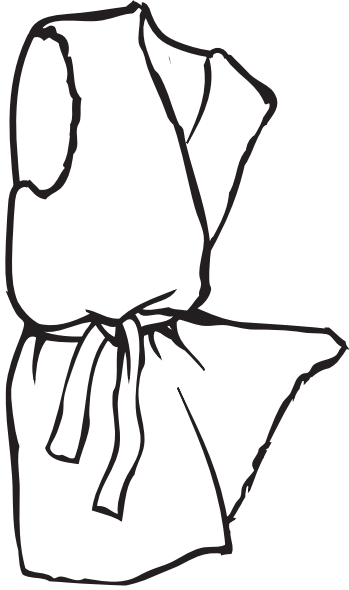
***Hosanna***

***Hosanna***

***Hosanna***

***Hosanna***

Craft Pattern #3





**BEFORE CLASS:****1. PICK YOUR PERSON**

VIPPs can be anyone in your church! Typically, they fall into 6 categories: Church staff, Elders, Deacons/deaconesses, Special Volunteers (people who aren't paid, but spend a lot of time helping out in particular ways), Supported Workers (aka missionaries), and Church Members.

**2. GATHER YOUR FACTS**

Use the VIPP Information Sheet to write down the facts about your VIPP. The information on this worksheet is used in the VIPP activities, listed in the "Choose an Activity" section below.

**DURING THE ACTIVITY:****1. INTRODUCE YOUR VIPP**

Introduce your VIPP to the children, using the VIPP Information Sheet. Fill in a set of VIPP Clue Cards with the information for your VIPP. If desired, you can even have the actual person come into class for the children to meet.

Need help describing what someone does for the church in a kid-friendly way? Check out the list of common VIPPs on the Praise Factory website in the PFI resources. There are lots of kid-friendly descriptions for common VIPP's, such as pastors, elders, deacons and a lot more.

**2. PRAY!**

Lead the children in praying for the VIPP. Ask the children if they would like to pray for one of the VIPPs prayer requests. Even non-readers can pray for the VIPP if you whisper the prayer request in their ear, then let them say it aloud. Never force a child to pray!

**3. CHOOSE AN ACTIVITY**

There are two activities you can use to help the children learn about the VIPP:

**VIPP Clue Cards:** These are nine coloring sheets in which children fill in the nine things they learn about the VIPP from the VIPP Information Sheet. Photocopy a set of each child. Use as few or as many of these Clue Cards as you desire.

**VIPP Game:** This is a game that uses a set of Clue Cards for one or two VIPPs.

Choose a VIPP and fill in his/her information on the VIPP Information Sheet. Fill in a set of VIPP Clue Cards with the information for your VIPP. Tell the children about the VIPP, having them fill in the VIPP Clue Cards with the key facts as they learn them. Write any words the children need to write on a white-board or other piece of paper so they can see how to spell them. Help younger children write these words on their clue cards. Ideas for how to tell the children about many common VIPPs are listed at [praisefactory.org](http://praisefactory.org) with the resources for this Bible Truth.

**Optional TAKING IT TO OTHERS Activity: Introduce and Pray for the VIPP**

If you are presenting the VIPP to other children or parents you can assign children to hold up the 10 clue cards and say what each card tells about the VIPP. (Or, you can have the children hold them up as you tell what each one means.) Then lead the children in praying for the VIPP.

## Game: Crabbin' Around

### Materials

Information Sheet for two VIPPs

2 Sets of Clue Cards

Tape

A Bag

### Preparing the Game

1. Fill in one set of clue sheets for the VIPP you are using.
2. Put all the Clue Cards in a bag, except for the ones with the names and pictures of the VIPPs.
3. Tape the picture and name of each VIPP to the wall, about 3 feet from the ground.

### Playing the Game

**Reveal:** Tell the children about the VIPPs, showing them your filled-in clue cards as you tell about them.

**Review:** Put the Clue Cards for both VIPPS put in one bag. Mix up. Have children sit down, with their legs in front of them and their hands propped behind them. Show them how to get in crab position and try moving around. (Moving on hands and feet, with front side facing up). Tell them that you will pull out a clue, tell them what it is and they are to crab-crawl their way to the picture of the person who it belongs to. Give them the answer after everyone has run to their guessed person. Continue until all clues have been used up.

**VIPP INFORMATION SHEET**

**VIPP NAME:**

\_\_\_\_\_

**WHAT VIPP LOOKS LIKE**

Man or Woman? \_\_\_\_\_

Hair color? \_\_\_\_\_

Eye color? \_\_\_\_\_

**FAVORITE ANIMAL**

\_\_\_\_\_

\_\_\_\_\_

**FAVORITE FOOD**

\_\_\_\_\_

\_\_\_\_\_

**FAVORITE FREE TIME ACTIVITY**

\_\_\_\_\_

\_\_\_\_\_

**WHAT VIPP DOES DURING WEEK**

\_\_\_\_\_

\_\_\_\_\_

\_\_\_\_\_

\_\_\_\_\_

**VIPP GROUP OF SERVICE:**

Church Member

Deacon

Elder

Church Staff

Special Volunteer

Supported Worker  
(Missionary)

**3 WAYS VIPP SERVES CHURCH**

\_\_\_\_\_

\_\_\_\_\_

\_\_\_\_\_

\_\_\_\_\_

\_\_\_\_\_

\_\_\_\_\_

\_\_\_\_\_

\_\_\_\_\_

**3 WAYS TO PRAY FOR THE VIPP**

\_\_\_\_\_

\_\_\_\_\_

\_\_\_\_\_

\_\_\_\_\_

\_\_\_\_\_

\_\_\_\_\_

\_\_\_\_\_

\_\_\_\_\_





## **BIBLE TRUTH 4 OVERVIEW**

### **Unit 5: God, the Good Creator**

**Big Question and Answer:** "Can You Tell Me What God Made? God Made All Things Good!"

**Bible Verse:** "In the beginning, God created the heavens and the earth...God saw all that He had made, and it was very good." Genesis 1:1,31 NIV 1984

### **Bible Truth 4 Concept: God's Plans for His Creation Are Good and Unfailing**

Before the creation of the world, God planned each day from first to last. Each one would be just as He planned it to be. Every creature in it would live, grow, and reflect His glory, just as He had planned.

As part of His plans for this world, God created people each with a mind to think and a will to act. They would use these to make their own decisions, every day of their life. Yet in God's mysterious and mighty way, before even the first people were created, He had already perfectly woven His good plans into all that they would choose to think and do.

God's plans would never fail. Not even the sin and suffering that would come into the world would ruin God's good plans for His creation. God would use even these terrible things to display His great love for His people by sending His Son Jesus to save them. God's people--people from every nation and language on earth--would all choose to love and obey Him, just as He had planned. Not a one would be lost. God, Himself, by the great power of His Spirit, would make sure that these good things would happen.

There is much about God's plans we cannot understand because God is so much greater and wiser than we are. That's why God tells us not to lean on our own understanding of things, but trust in Him instead. When we remember God's perfect faithfulness in the past and His promises for the future, we can rejoice that whatever happens. It is always, only, a part of His completely good, unfailing plan.

### **Bible Truth 4 Bible Verse**

**Meditation Version: Psalm 33:11**

"The plans of the LORD stand firm forever, the purposes of His heart through all generations."

### **Bible Truth 4 ACTS Prayer**

- A** Praise God for being the Maker of good and unfailing plans for all of His Creation.
- C** Confess that often we grumble against His plans for our lives, instead of praise Him for them. We need a Savior!
- T** Thank God for specific parts of His good plan for our lives that we can already see. Thank Him for His plans for the future, that we do not know, but can be confident that they, too, will all be a part of His good plan. Thank Him that His good plans will come about. Nothing can ever defeat Him!
- S** Ask God to help us to keep trusting and praising Him for His good plans, when they include suffering or other hard things we do not understand. Ask Him to work in our hearts, that we might turn away from our sins and trust in Jesus as our Savior.

### **Bible Truth 4 Stories**

**Lesson 1: The Case of the Lost Donkeys (Old Testament)**

1 Samuel 9-10

**Lesson 2: The Case of the Sickness that Brought Life (Story of the Saints)**

**Lesson 3: The Case of the Beautiful Blindness (New Testament)**

John 8-9

**1. GETTING STARTED: Welcome and Opening Songs** (*introduce unit and get kids moving with these songs*)

|   |   |
|---|---|
| <p><b>Welcome</b></p>                   | <p>“Welcome to Praise Factory. We’re so glad you’ve joined us! Here at the PFI we are investigators. (That’s what the “I” stands for!) Investigators look for answers to questions. In PFI, we look for answers to big questions about God. We dig deep down in the truths of God’s Word to find them.”</p>   |
| <p><b>Praise Factory Theme Song</b></p> | <p>“Let’s sing our Praise Factory Investigator’s theme song.”</p> <p><b>PFI: Praise Factory Investigators</b> <span style="float: right;"><i>PFI NIV Songs 5, Track 1</i></span></p> <p>We’re PFI: Praise Factory Investigators,<br/>         Diggin’ deep down for truths in God’s Word,<br/>         That’s PFI: Praise Factory Investigators,<br/>         Diggin’ deep down for truths in God’s Word,<br/>         We’re looking for answers to very big questions,<br/>         Big questions about God,<br/>         If you’re looking for answers to very big questions ‘bout God, come along,<br/>         Join PFI: Praise Factory Investigators,<br/>         Diggin’ deep down for truths in God’s Word,<br/>         That’s PFI: Praise Factory Investigators,<br/>         Diggin’ deep down for truths in God’s Word.<br/>         Deep down, diggin’ down, Let’s go diggin’ down,<br/>         Deep down, diggin’ down,<br/>         ‘Til answers to all our Big Questions we’ve found.<br/>         We’re PFI: Praise Factory Investigators,<br/>         Diggin’ deep down for truths in God’s Word,<br/>         That’s PFI: Praise Factory Investigators,<br/>         Diggin’ deep down for truths in God’s Word.</p> |
| <p><b>Classroom Rules Song</b></p>      | <p>An important part of Praise Factory is helping us worship God and love one another. Our WoGoLOA song reminds us how we should act. Let’s sing it.”</p> <p><b>WoGoLOA Rules Song</b> <span style="float: right;"><i>PFI NIV Songs 5, Track 2</i></span></p> <p>Refrain:<br/>         WoGoLOA means “Worship God and love one another,”<br/>         WoGoLOA means “Worship God and love one another.”</p> <p>WoGo means “Worship God.”<br/>         Sound off, 1,2,3,<br/>         Joyfully take part,<br/>         Listen to others,<br/>         Obey your teachers. (<i>Refrain</i>)</p> <p>LOA means “Love One Another.”<br/>         Sound off, 1,2,3,<br/>         Be kind,<br/>         Be encouraging,<br/>         Help others, help others. (<i>Refrain twice</i>)</p>  |



**1. GETTING STARTED, continued**

|  |  |
|--|--|
| <b>Opening Prayer</b>                    | "When we keep the WoGoLOA rules, we help each other worship God and love one another today. Let's ask God to help us obey these rules, and to help us worship Him and love one another as we learn more about Him today. Let's pray." <i>Pray.</i>   |
| <b>Big Question Under Investigation:</b> | <p>"Now it's time to turn to today's <b>Big Question Under Investigation</b>.</p> <p>It's: <b>Can You Tell Me What God Made?</b></p>   |
| <b>Big Question 5 and Songs</b>          | <p>In the beginning, God created everything. And when He did, He created all things good and for His glory.</p> <p>So the answer to our Big Question, '<b>Can You Tell Me What God Made?</b>' is:<br/><b>God Made All Things Good!</b></p> <p>"Let's sing our Big Question Song(s): <i>choose one or both</i></p> <p><b>Big Question 5 Song</b> <i>PFI NIV Songs 5, Track 3</i><br/><i>(adapted version of "London Bridge Is Falling Down)</i><br/>Can you tell me what God made?<br/>What God made, what God made?<br/>Can you tell me what God made?<br/>God made all things good!</p> <p><b>Can You Tell Me What God Made?</b> <i>PFI NIV Songs 5, Track 4</i><br/>Refrain:<br/>Can you tell me what God made?<br/>Can you tell me what God made?<br/>Can you tell me what God made?<br/>God made all things good, God made all things good (through Jesus/for His glory)!<br/>God made all things good, God made all things good!</p> <p>Verse 1<br/>Manatees, bumblebees, the air we breathe,<br/>Orca whales, bunny tails and slimy snails,<br/>Furry yaks, yummy snacks, bumpy camel backs,<br/>God made all things good!<br/>Cookatoos, kangaroos, the sky so blue,<br/>Sparkly gems, cherubim and monkey limbs,<br/>Thunder clouds, peacocks proud, the lion bit and loud!<br/>God made all things good! <i>Refrain</i></p> <p>Verse 2<br/>Frogs that leap, woolly sheep, the shank's big teeth,<br/>Tiny gnats, rivers fast, and chloroplasts,<br/>Mountains high, octopi, the starts up in the sky,<br/>God made all things good!<br/>Sandy dunes, sun and moon, doves that coo,<br/>Flying fish, rhinocerish, the bugs we squish!<br/>Apple trees, the wavy seas, yes, even you and me!<br/>God made all things good! <i>Refrain</i></p> <p><i>Extra Unit 5 Song: The Days of Creation</i> <i>PFI NIV Songs 5, Track 5</i></p> |

**1. GETTING STARTED, continued****Unit 5  
Bible Verse**

"How do I know this is true? The Bible tells me so!

Genesis 1:1,31 tells us: "In the beginning, God created the heavens and the earth...God saw all that He had made, and it was very good."

**Big Question 5 Bible Verse Song***PFI NIV Songs 5, Track 6***God Saw All that He Had Made: Genesis 1:31 NIV 1984**

God saw all that He had made,  
 God saw all that He had ma-ee-ay-ee-ade,  
 God saw all that He had made,  
 God saw all that He had made,  
 And it was very good.  
 Genesis One, thirty-one.

"God made everything in our whole world, long ago in the beginning. of time. He looked at it all and called it very good. That's because He made it all just right!"

**2. DIGGING DEEP DOWN: Key Concept and Story** (*introduce the Bible Truth and tell the related story*)**Bible Truth 4**

"It's time for us to dig down deeper for answers to our Big Question. We're learning **FOUR** Bible Truths that all tell us something about what good things God made in the beginning. We've already learned some. Can you remember any of them? (God Created All Things Good in the Beginning, God Created People Perfectly Good in the Beginning; and God Created the World to Praise and Glorify Him).

The Bible Truth we are going to be thinking about today is:

**God's Plans for His Creation Are Good and Unfailing**

Before the creation of the world, God planned each day from first to last. Each one would be just as He planned it to be. Every creature in it would live, grow, and reflect His glory, just as He had planned.

As part of His plans for this world, God created people each with a mind to think and a will to act. They would use these to make their own decisions, every day of their life. Yet in God's mysterious and mighty way, before even the first people were created, He had already perfectly woven His good plans into all that they would choose to think and do.

God's plans would never fail. Not even the sin and suffering that would come into the world would ruin God's good plans for His creation. God would use even these terrible things to display His great love for His people by sending His Son Jesus to save them. God's people--people from every nation and language on earth--would all choose to love and obey Him, just as He had planned. Not a one would be lost. God, Himself, by the great power of His Spirit, would make sure that these good things would happen.

There is much about God's plans we cannot understand because God is so much greater and wiser than we are. That's why God tells us not to lean on our own understanding of things, but trust in Him instead. When we remember God's perfect faithfulness in the past and His promises for the future, we can rejoice that whatever happens. It is always, only, a part of His completely good, unfailing plan.

**2. DIGGING DEEP DOWN, continued****Bible Truth 4  
Hymn**

You may also enjoy  
this extra song:  
God's One, Big Plan  
PFI NIV Songs 5,  
Track 17

"Long ago, a man named Joseph H. Gilmore was thinking about this Bible truth, too. He wrote the words to a hymn called, "He Leadeth Me". We're going to learn a few verses from it."

**He Leadeth Me**

*PFI NIV Songs 5, Tracks 15,16*

**Verse 2**

Sometimes 'mid scenes of deepest gloom,  
Sometimes where Eden's bowers bloom,  
By waters still, o'er troubled sea,  
Still 'tis His hand that leadeth me!

**Verse 3**

Lord, I would clasp Thy hand in mine,  
Nor ever murmur nor repine;  
Content, whatever lot I see,  
Since 'tis Thy hand that leadeth me! *Refrain*

**Refrain**

He leadeth me, He leadeth me,  
By His own hand He leadeth me;  
His faithful foll'wer I would be,  
For by His hand He leadeth me.

"This hymn reminds us that God's plans are good and unfailing. God's people know this best of all. They know God is always leading them through life, fulfilling His good plans for them. Whether it is something hard or sad or enjoyable and happy, it is all a part of God's good plans that He has woven into every single day. That is why they can be content, no matter what happens.

**Bible Truth 4  
Bible Verse  
and Song**

"The Bible verse we are going to be digging down into for this Bible Truth is:

**Psalm 33:11:**

"The plans of the LORD stand firm forever, the purposes of His heart through all generations."

The Bible tells us that God's good plans stand firm for His creation. Throughout all generations, throughout all of history--every single day--God will do all of His will. And because God's heart is completely wise and purely good, we can trust that His purposes, even in the things we least understand, are always good. We can count on that because He never changes.

We've said our Bible verse, now let's sing it!

**The Plans of the LORD**

*PFI NIV Songs 5, Track 18*

The plans of the LORD stand firm forever;  
The purposes of His heart through all generations;  
His plans stand firm forever,  
The purposes of His heart through all generations;  
The plans of the LORD stand firm forever;  
The purposes of His heart through all generations.  
Psalm Thirty-three, verse eleven.

**2. DIGGING DEEP DOWN, continued****LESSON 1 STORY****Old Testament Story:**

**The Case of the Lost Donkeys**  
*2 Kings 20-21, 2 Chronicles 32-33*

"Now it's time for today's story called: **The Case of the Lost Donkeys.**

**As you listen to the story, see if you can figure out:**

- 1. Who lost his donkeys? Who did he send to find them?**
- 2. What plan did God use the lost donkeys to fulfill? How did God show that these lost donkeys were used as part of fulfilling that good plan?**

*(If desired, write these questions on a sheet of paper to refer to when the story is finished.)*

*Read story.*

*After reading story, ask for the children's answers to the questions.*

- 1. Who lost his donkeys? Who did he send to find them?**

Kish. He sent his son, Saul, and a servant to find them.

- 2. What plan did God use the lost donkeys to fulfill? How did God show that these lost donkeys were used as part of fulfilling that good plan?**

The LORD used the lost donkeys to take Saul to Samuel to be anointed king over Israel. The LORD told Samuel what Saul was doing, when he would arrive and where the donkeys were. It was clear that He had woven His bigger plans into what happened to these donkeys.

*Close in prayer. (prayer suggestions included at end of story)*

**LESSON 2 STORY****Story of the Saints:**

**The Case of the Sickness that Brought Life**

"Now it's time for today's story called: **The Case of the Sickness that Brought Life.**

**As you listen to the story, see if you can figure out:**

- 1. Who got sick twice? What was the second sickness and what was so bad about it?**
- 2. How did God use both of the sicknesses to bring life to many?**

*(If desired, write these questions on a sheet of paper to refer to when the story is finished.)*

*Read story.*

*After reading story, ask for the children's answers to the questions.*

- 1. Who got sick twice? What was the second sickness and what was so bad about it?** Mary Reed. The second sickness was leprosy. It was bad because it was so painful and there was no cure. And, because she would have to live far away from her family and other loved ones to keep them from getting it.

- 2. How did God use both of the sicknesses to bring life to many?**

The first sickness God used to show Mary Reed the lepers who lived up in the mountains. The second sickness God used to make the way for Mary Reed to care for them and to share the good news of Jesus with them. They would not let her live with them if she was not a leper.

*Close in prayer. (prayer suggestions included at end of story)*

**2. DIGGING DEEP DOWN, continued****LESSON 3****New Testament Story:****The Case of the Beautiful Blindness**  
John 8-9

"Now it's time for today's story called: **The Case of the Beautiful Blindness.**

**As you listen to the story, see if you can figure out:**

- 1. Who was blind? Why did most people think he was blind?**
- 2. What made the blindness beautiful? What did it show?**

*(If desired, write these questions on a sheet of paper to refer to when the story is finished.)*

*Read story.*

*After reading story, ask for the children's answers to the questions.*

**1. Who was blind? Why did most people think he was blind?** The son of a couple was born blind. Most people thought that he was blind as God's punishment for something sinful that he or his parents did.

**2. Who changed the blindness? How did He make the blindness beautiful?** Jesus healed the man. He explained that God planned for this blindness to bring God's glory. Some saw what Jesus did and put their faith in Him. Even today people read about how Jesus healed this blind man and see God's glory. This made even this blindness a beautiful thing.

*Close in prayer. (prayer suggestions included at end of story)*

**3. TAKING ACTION: Response Activities** *(choose from among these activities)***Response Activities**

- **ACTS Prayer Activity:** Add your own prayer requests to the ACTS prayer
- **Sneaky Snack:** Story-related snack
- **Bible Truth Review Activity:** Game with questions related to the Bible Truth
- **Bible Truth Hymn:** Music activities to learn a portion of a Bible Truth-related hymn
- **Bible Verse Review Activity:** Game with questions related to Bible Truth Bible verse
- **Bible Verse Song:** Music activities to learn the Bible Verse song
- **Story Review Activity:** Game with questions related to the Bible Truth and Case
- **Case RePlay, Jr. and Sr.:** Two drama activities that review the story: one for younger children, one for older children.
- **Craft:** Story-related craft
- **VIPP (Very Important Prayer Person):** Game and a coloring activity to help children learn about people in your church and how to pray for them.

*(VIP resources: found online or at back of this book)*

**4. TAKING IT TO OTHERS** *Optional presentations for the last few minutes of class***Presenting to Other Children**

*If you split the children into different response activities, you can gather the children together again and have each small group make presentations to show the other children what they learned. Presentation ideas are included in the resources for each activity.*

**Presenting to Parents**

*If you keep your children together for response activities, you can have them make a presentation of something they have learned to their parents when they come to pick them up from class. Presentation ideas are included in the resources for each activity.*

**5. TAKING IT HOME** *(Take Home Sheet)***PFI Pronto**

*Give out the PFI Pronto for the case story as well as any other materials as the children are dismissed.*

## **BIBLE TRUTH 4, LESSON 1: PLANNER/OVERVIEW**

### **GETTING STARTED: Welcome and Opening Songs** (*introduce unit and get kids moving with these songs*)

**Welcome to Praise Factory:** PFI: Praise Factory Investigators Theme Song *PFI NIV Songs 5, Track 1*

**Rules to Help Us Worship God and Love Others:** WoGoLOA Classroom Rules Song *PFI NIV Songs 5, Track 2*

**Big Question Under Investigation:** Big Question 1 Songs *PFI NIV Songs 5, Tracks 3,4*

*Extra Song: The Days of Creation PFI NIV Songs 5, Track 5*

**Big Question Bible Verse:** Genesis 1:31 Song *PFI NIV Songs 5, Track 6*

### **DIGGING DEEP DOWN: Key Concept and Story** (*introduce the Bible Truth and tell the related story*)

**Bible Truth 4:** God's Plans for His Creation Are Good and Unfailing

**Bible Truth Hymn:** He Leadeth Me *PFI ESV Songs 5, Tracks 15,16*

*Extra Song: God's One, Big Plan PFI NIV Songs 5, Track 17*

**Bible Verse:** Psalm 33:11

**Bible Verse Song:** The Plans of the LORD *PFI ESV Songs 5, Track 18*

**Lesson 1 Old Testament Story:** The Case of the Lost Donkeys

*2 Kings 20-21, 2 Chronicles 32-33*

### **TAKING ACTION: Response Activities** (*choose from among these activities*)

**Snack and Discussion Planner:** The Lost Donkeys; and, Samuel Anointing Saul

**ACTS Prayer:** Prayer Sheet

**Bible Truth Review:** Discussion Questions and Game: Help the Blind Man

**Bible Truth Hymn:** He Leadeth Me, vs.2,3 *PFI ESV Songs 5, Tracks 15,16*

Song, Sign Language and Song Game: Word Take Away **PFI NIV Songs 5 BOOK or ONLINE**

**Bible Verse Review:** Psalm 119:18,72,73: Discussion Sheet and Game: Jump for Joy

**Bible Verse Song:** The Plans of the Lord *PFI NIV Songs 5, Track 18*

Song, Sign Language and Song Game: Big Voice, Little Voice **PFI NIV Songs 5 BOOK or ONLINE**

**Story Review:** Discussion Questions and Game: Spin the Light

**Case RePlay, Jr: Drama Activity for Youngest Children** (children do same story actions together)

**Case RePlay, Sr: Drama Activity for Most Children** (children re-tell story with individual parts)

**Craft:** The Lost Donkeys of Kish

**VIPP (Very Important Prayer Person) Prayer Time:** Coloring Sheets (back of book) and Game: Hit the Wall

### **TAKING IT HOME: Take Home Sheet for Review and Family Devotions**

**PFI Pronto:** Bible Truth 4, Lesson 1 **PFI NIV Prontos 5 BOOK or ONLINE**



**Our story is:****The Case of the Lost Donkeys.****As you listen to the story, see if you can figure out:**

1. Who lost his donkeys? Who did he send to find them?
2. What plan did God use the lost donkeys to fulfill? How did God show that these lost donkeys **were** used as part of fulfilling that good plan?

Our story today takes place in Old Testament times, in the hills of Gibeah, only about six miles north of Jerusalem, about 1000 years before Jesus lived on earth.

What was wrong with the grass of Gibeah where Kish's farm lay? Was it not as juicy or sweet as the grasses whose scent drifted on the wind from the distant hills? I guess you would have to be a donkey to know. But there must have something that day that lured Kish's she-donkeys away from the safety of his farm and far away to the grasses over the hills.

Kish must have been upset when he noticed the missing donkeys. Donkeys were the cars and trucks of his day. You rode them and used them to carry heavy loads; and, they were expensive! To lose she-donkeys was even worse! You weren't just losing a car or truck, but a car or truck factory! Kish counted on the mother donkeys to provide him with baby donkeys to use in the future. Kish looked everywhere for his she-donkeys, but they were nowhere to be seen. This matter of lost donkeys was serious! Before long they might become a lion's dinner or be the happy find of new owner.

"Saul, come quickly! I need you!" Kish called out to his only son, a tall, handsome, young man. "The she-donkeys have wandered off. They are nowhere to be seen," Kish replied. "Take one of the servants and go find them," he said.

Saul obeyed. He and the servant prepared sacks of food and water and set off in a huge, sixty mile circle around the farm. Up and down the hilly country of Ephraim, they went. Then they turned eastwards to Shallim; and finally, back south through the land of Yemini and towards Zuph. They looked down the grassy valleys and up the hills for the she-donkeys, but no donkeys!

"The donkeys are no where to be found," Saul said to the servant. "Come, let's go back, or my father will start

worrying about us, too."

Saul's advice would have been good...if this journey had really only been a matter of lost donkeys. But the truth was, this trip was about a lot more. The LORD who works His own good and unfailing plans in the words, thoughts and actions of His creatures, had woven something much bigger into this search. God had planned for this trip to take Saul away from his home in Gibeah and to the city of Ramah in Zuph, where the prophet Samuel would anoint Saul as the first king of Israel.

The LORD had already spoken to Samuel of his plan: "Samuel, the people have been asking Me for a king. About this time tomorrow I will send him to you from the land of Benjamin. He will be with a servant looking for his father's she-donkeys. Anoint him king of Israel. He will deliver my people from the hand of their enemies, the Philistines," the LORD told him.

Samuel heard the LORD and believed. He knew what the plans of the LORD never failed. He didn't know who this man was, nor how the LORD would bring him to Ramah, but Samuel knew that this man would most certainly come...and come exactly when the LORD said he would come!

Samuel began preparing for the special sacrifice and worship feast for this man, as if he had invited the man and set up the time for the feast himself. He went to the market and chose a lamb. He invited thirty, special guests to join them. He ordered the cook to make the feast food. Then, he prepared the worship feast room at the high place outside of Ramah, where the sacrifice and feast would take place.

By the next day, everything was ready. "After the sacrifice is made, set aside the leg, the best portion, for

**Story-telling Tips**

## Ahead of time:

1. Read the Bible verses and story. Pray!
2. Create story cue cards on index cards (or highlight text).
3. Practice telling story dramatically, timing your presentation. Shorten, if necessary to fit your allotted time.
4. Decorate area with story props that help bring your story alive.

## During your presentation:

1. Maintain as much eye contact as possible as you tell the story. Point to/use props at important points in the story. Include the kids in your story with a few questions about what they think will happen or words/concepts that might be new to them.
2. Watch the kids for signs that their attention span has been reached. Shorten, if necessary.



**OLD TESTAMENT STORY****P.2**

a special guest," Samuel told the cook. "Make sure the two seats of honor next to mine are not taken," he told a servant. "They will be for my guests of honor."

At last it was time for the feast. The guests went up to the high place and watched as the lamb was roasted upon the altar as a sacrifice to the LORD. They went to the worship feast room and watched as the roasted sacrifice was divided among them--all except the leg, of course, which was set aside, just as Samuel had ordered. Everyone was ready to eat the wonderful meal, but they waited for Samuel and the special guests to arrive. The feast couldn't begin until they had taken their seats and Samuel had blessed the food.

But where were the special guests? No one knew. Not even Samuel! But he was not worried. This was the LORD's plan and His plans are good and unfailing. The special guests would come, he had no doubt.

Sure enough, Saul was on his way. As they neared Ramah, Saul's servant said, "Look, there's Ramah, the home of Samuel, the prophet. Everything he says comes true. Let's ask him. Perhaps he will tell us which way to take to find the donkeys," he said.

"If we go to him, we should take him a gift. What do we have?" Saul asked his servant.

"Look," he said, "I have a quarter of a shekel of silver, [a whole week's worth of pay.] I will give it to the man of God so that he will tell us which way to take."

"Good," Saul said to his servant. "Come, let's go."

As Saul and the servant came up the hill into Ramah, they met some girls coming out to draw water. "Is the prophet Samuel here?" Saul asked them.

"He is headed up to the high place for a worship feast," they answered. "Go up now; you should find him. Hurry, you want to catch him before he goes in the worship hall and blesses the food."

Saul and the servant hurried to the high place. As uninvited strangers, Saul and his servant knew they wouldn't be allowed to interrupt Samuel's worship feast once it began--especially for something like a matter of lost donkeys. Little did Saul know that this feast had been prepared in his honor and everyone was waiting for him!

Saul met Samuel at the gateway to the high place. As soon as Samuel saw him the LORD said, "This is the man I spoke to you about; he will be king." Samuel could see God was fulfilling his plans, just as He promised, but

Saul still had no idea what was going on. It was still just a matter of lost donkeys to him.

Saul asked Samuel, "Would you please tell me where the prophet's house is?"

"I am the prophet," Samuel replied. "Go up ahead of me to the high place, for today you are to eat with me. In the morning I will let you go and will tell you all that is in your heart. Don't worry about the donkeys, they have been found. We have more important things to talk about. All of Israel's hopes are on you, now," Samuel told Saul.

Saul was happy, but confused. The donkeys were found and Samuel was saying great things about him. But why? "Why do you say this to me? My family is of no importance in Israel!" Saul replied.

But Samuel disagreed. He took Saul and his servant to the worship hall and seated them at the place of honor, next to him. The best meat was brought out and served to Saul. "This special food and these guests are here to celebrate that you have come," Samuel told the surprised Saul.

Saul had much to think about as he sat there at that great feast, the guest of honor of the prophet Samuel. He had thought this three-day journey was only a matter of lost donkeys, but now he could see that it was part of the bigger plans of God. What did it all mean?

After dinner, Samuel and Saul went to his house, sat on the roof and talked. At daybreak Samuel told Saul, "Get ready, and I will send you on your way."

Saul walked with them to the edge of Ramah, then sent the servant on ahead. "I have a message from God that only you must hear," he told Saul.

Samuel took oil and poured it on Saul's head. He kissed him-- the sign of obedience to a king—and said, "The LORD has made you king of Israel. As you travel home to Gibeah, the LORD will have three special things happen to you to remind you of three important things.

First, you will meet two men near Rachel's Tomb who will tell you the lost donkeys have been found. By this, remember that trip was all part of God's plan--not just a matter of lost donkeys.

Then, at the great tree of Tabor, three men will give you two of the three loaves of bread they are offering to God. By this, remember that God is king over you. He

is sharing the rule of His people with you. Care for them His way, not your own way.

Lastly, at the town of Gibeah, you will join a group of prophets who are singing and prophesying about God. God's Spirit will come upon you and you will prophesy with them. Remember that it is only by the power of God's Spirit that you can be the king you should be. Rely upon God!" Samuel said.

"When these things have happened, know that the LORD has prepared you to be king," Samuel told Saul. "Tell no one what has happened today. In a week, I will meet you in Gilgal to make sacrifices to the LORD and present you to the people as king," Samuel told Saul.

Saul left Samuel that morning and everything happened, just as he said it would: the two men gave him news of the donkeys. The three men gave him the two loaves of bread. And by God's Spirit, Saul praised God and prophesied with the singing prophets.

Saul was a changed man and everyone noticed. "What is this that has happened to Saul? Has he become a prophet?"

Saul's uncle had even more questions for Saul. "Tell me what Samuel said to you," he insisted.

"Samuel told us that the donkeys had been found," Saul replied. He kept the rest a secret, just as Samuel had told him to. And what a secret it was! This trip had been far more than a matter of lost donkeys. It was a part of God's good and unfailing plans!

### Cracking the Case:

**It's time to answer our Case Questions.**

**1. Who lost his donkeys? Who did he send to find them?**

Kish. He sent his son, Saul, and a servant to find them.

**2. What plan did God use the lost donkeys to fulfill? How did God show that these lost donkeys were used as part of fulfilling that good plan?** The LORD used the lost donkeys to take Saul to Samuel to be anointed king over Israel. The LORD told Samuel what Saul was doing, when he would arrive and where the donkeys were. It was clear that He had woven His bigger plans into what happened to these donkeys.

### Something For You and Me

**Our Bible Truth is:**

**God's Plans for His Creation Are Good and Unfailing**  
**Our Bible Verse is: Psalm 33:11**

"The plans of the LORD stand firm forever, the purposes of his heart through all generations."

Who would have guessed that God had something so important as anointing the first king of Israel woven into something as plain as looking for lost donkeys? Are God's great and mysterious ways only for lost donkeys, prophets and future kings? No, they are not. God has woven His good and unfailing plans into all the thoughts, words and actions of all His creation.

And what is the greatest plan that God has woven into this world? The plan to send His Son Jesus to die for the sins of His people, as He suffered and died on the cross. How amazing God's plans! How amazing His love for His people! You and I can be His people, too, when we turn from our sins and trust in Jesus as our own Savior.

Let's praise God for being the great Planner who weaves His wonderful plan into our lives. Let's ask Him to help us joyfully trust His work in our lives as we obey Him.

*Close in prayer.*

### Closing ACTS Prayer

**A** God, we praise You for being the Weaver of Your good plans for creation into everything.

**C** God, we confess that many times we don't trust that the hard things that happen to us can really be part of Your good, unfailing plans. We doubt You and fear. We need a Savior!

**T** Thank You for working Your greatest good plan of salvation through Jesus' terrible suffering and dying on the cross. Because of Him, we can be saved from our sins.

**S** God, work in our hearts! Help us to turn away from our sins and trust in Jesus as our Savior. Work out your good plans in our lives, for our good and Your glory!

### Special Words

**Prophet:** A godly person who God spoke His words to and they told them to the people. God spoke to His people through prophets a lot in Old Testament times especially.

**Anointing:** Oil poured on the head of someone as a sign that God intended to use them to do a special job.

# **ACTS PRAYER ACTIVITY**

Use this sheet to write down your ACTS Prayer

## **Instructions:**

Use this sheet to help the children apply the Bible Truth into a prayer. You can use the ACTS provided or even better, have the kids think of their own applications. Also have the children add their personal requests to the prayer, too. Lead the children in the prayer or let them pray sections, with your help. Never force a child to pray! Non-readers can participate by you whispering a section of the prayer into their ear and allowing them to pray it aloud for the group.

## **ADORATION:**

Praise God for being the Maker of good and unfailing plans for all of His Creation.

God, we praise You for being.....

---

Add your own Adorations:

---

---

## **CONFESSION:**

Confess that often we grumble against His plans for our lives, instead of praise Him for them. We need a Savior!

---

---

## **THANKSGIVING:**

Thank God for specific parts of His good plan for our lives that we can already see. Thank Him for His plans for the future, that we do not know, but can be confident that they, too, will all be a part of His good plan. Thank Him that His good plans will come about. Nothing can ever defeat Him!

God, we thank You for...

---

Add your own Thanksgivings:

---

---

## **SUPPLICATION:**

Ask God to help us to keep trusting and praising Him for His good plans, when they include suffering or other hard things we do not understand. Ask Him to work in our hearts, that we might turn away from our sins and trust in Jesus as our Savior.

God, we need Your help...

---

Add your own Supplication:

---

---

---

---

## **SNEAKY SNACK**

Can you figure out how this snack ties in with our case?

---

### **Snack: The Lost Donkeys; and, Samuel Anointing Saul**

Teddy Graham "Samuel" holding an "Anointing horn" corn snacks (one brand name called "Bugles") over the head over a Teddy Graham "Samuel." Could also serve broccoli or celery piece "grass/bushes" with animal cracker "donkeys."

This is only a suggestion. Feel free to modify. Be mindful of allergy issues among your children!

**Case Tie-in:** God wove His plans to prepare Saul to be Israel's king into his search for his father's donkeys.

---

## **SOUL FOOD**

Food for thought during snack time

---

1. What does the snack have to do with the story?

Choose a few questions from the other activity discussion sheets to talk about during this snack time.

2.

---

---

3.

---

---

4.

---

---

5.

---

---

6.

---

---

7.

---

---

Directions: Read and discuss Bible Truth, using a FEW of the questions. Play game. Feel free to modify the game to fit your children.

### **God's Plans for His Creation Are Good and Unfailing**

Before the creation of the world, God planned each day from first to last. Each one would be just as He planned it to be. Every creature in it would live, grow, and reflect His glory, just as He had planned.

As part of His plans for this world, God created people each with a mind to think and a will to act. They would use these to make their own decisions, every day of their life. Yet in God's mysterious and mighty way, before even the first people were created, He had already perfectly woven His good plans into all that they would choose to think and do.

God's plans would never fail. Not even the sin and suffering that would come into the world would ruin God's good plans for His creation. God would use even these terrible things to display His great love for His people by sending His Son Jesus to save them. God's people--people from every nation and language on earth--would all choose to love and obey Him, just as He had planned. Not a one would be lost. God, Himself, by the great power of His Spirit, would make sure that these good things would happen.

There is much about God's plans we cannot understand because God is so much greater and wiser than we are. That's why God tells us not to lean on our own understanding of things, but trust in Him instead. When we remember God's perfect faithfulness in the past and His promises for the future, we can rejoice that whatever happens. It is always, only, a part of His completely good, unfailing plan.

### **Understanding the Bible Truth**

1. Did God create people and the universe because He was bored or lonely? Why or why not? *God did not create them because He was bored or lonely. God the Father, Son and Holy Spirit have always been perfectly happy, enjoying each other in perfect fellowship.*
2. Why did God make the universe? *For His own pleasure, as a display of His glory. For us to enjoy.*
3. How do all things praise and glorify the LORD? *By being little pictures of what He is like.*
4. What is special about how people can praise and glorify God? *God made them in His own image. Of all the earthly creatures, they alone can see how God's creations reflect the great way He is and praise Him for it.*
5. Why did God place people in His creation? *To enjoy creation and to enjoy God. And, for the pleasure of praising and glorifying God even more, by what God's creations shows them about Him.*
6. Why would it be selfish for us to do things for our own glory, but good for God to do things for His own glory? *We are just creatures. We were never meant to be worshiped or glorified for what we do. We can accept people's encourage when we do a good job, but we know that everything talent we have, every good thing we do is a gift that God has given us. In the end, God should be praised for the good things we do. But God is different. He is the like no one else. He is completely good and loving. He is far wiser and far more powerful than anyone else. No one helps Him do what He does. It is right for Him to do things for His own pleasure and for the praise of His name because He is God. It would be wrong for Him NOT to seek His own glory or pleasure.*

### **Bible Truth Story Connection Questions**

1. What does our story have to do with our Bible Truth? *Even something as simple as the decision in the minds of Kish's donkeys was really part of God's good plan that He wove into all of creation from before the beginning.*

### **Bible Verse Connection Question**

1. What does our Bible Truth have to do with our **Bible Verse: Psalm 33:11**: "The plans of the LORD stand firm forever, the purposes of his heart through all generations."?  
*This verse reminds us that God's plans never change. It reminds us that His purposes come from His heart, which is perfectly wise and completely good. And that these wonderful plans of His will all take place, without fail, throughout all of time.*

**Life Application Questions**

1. How can God's people today be comforted when they go through hard things that they don't understand? *They can remember that everything they go through is part of God's good and unfailing plans for creation. They can remember that even if they don't understand why they are going through it, that God does and is working good through it.*
2. How can we become God's people and be comforted by God's good and unfailing plans? *By turning from our sins, confessing them to God and trusting in Jesus as our own Savior.*

**ACTS Questions**

1. What is something we can praise God for from this Bible Truth? *Praise God for being so good, wise and powerful, that His plans will come about without fail.*
2. What is something we can confess to God from this Bible Truth? *That while God's plans are good and unfailing, many times we don't want to follow them. We want to do things our own way. Or, we doubt that His plans really are good. We need a Savior!*
3. What is something we can thank God for from this Bible Truth? *For weaving His good, unfailing plans into everything that happens in this world--even the sadness things that happen. We can thank God for sending Jesus to even turn death to life, for all of God's people, when He died on the cross to pay for their sins.*
4. What is something we can ask God for from this Bible Truth? *We can ask God to work in our hearts that we would turn away from disobeying Him and trust in Jesus as our own Savior. We can ask God to help us to keep on trusting in His good, unfailing plans, even when things don't make sense to us. And, we can ask God to use us to help bring about His wonderful plans.*

**The Gospel**

1. From before the beginning, God made saving sinful people a part of His good, unfailing plans. How did He do this? What is the gospel?  
*Yes, there is! God is the good Creator and King of the world. He made people to worship Him and live by His good laws. But we are all sinners who've rebelled against Him. We all deserve death--God's just, eternal punishment for our sins. How terrible! But God has good news for us. In His great mercy, God sent His Son, Jesus to earth as a man to save sinners. He lived the perfect life that pleases God. (He's the only one who's ever done that!) He offered it up to God His Father as the perfect sacrifice for sins when He suffered and died on the cross. Then, on the third day, Jesus rose from the dead in victory. He had fully paid for the sins of God's people, so they wouldn't have to! Now all who turn away from their sins and trust in Jesus as their Savior will receive forgiveness of sins and eternal life with God. They will be His very own special people who will know Him and enjoy Him forever. We can be God's people, too, if we turn from our sins and trust in Jesus as our own Savior.*

## Game: Help the Blind Man

### Materials

Blindfold

Cane

Bible Truth Questions

Bag/Bowl

### Preparing the Game

1. Choose 20+ questions for your game from the Bible Truth Discussion Questions, or make up your own.
2. Write the Bible Truth questions on small thin strips of paper (or make a photocopy of the Bible Truth Discussion Questions and simply cut them into strips) and put them in the bag/bowl.

### Playing the Game

Children form a circle, with "It", a blind man, in the center. The circle moves slowly to the left or to the right at the Blind Man's command. Then, the Blind Man says, "Halt!" Everyone in the circle stands still. The Blind Man then begins walking out towards the circle of children, GENTLY touching his cane out until he touches someone. When he does, the blind man gets to choose a question from the bag for the teacher to read to the class. When they get a correct answer, the blind man gives up his blindfold to the other child who becomes the blind man, while the former blind man joins the circle.

Game continues as number of questions, time, and attention span allow.

### Optional TAKING IT TO OTHERS Activity: Quiz Questions

Have the children choose a few of the questions from the game to ask the parents/other children during TAKING IT TO OTHERS time. Help pre-readers by whispering the question in their ear and letting them ask it aloud to the parents/other children. Make sure you read the Bible verse aloud before you ask your questions.



Directions:

1. Write words to song in large print before class.
2. Play the song for the children, helping them follow along on the song sheet.
3. Discuss the song, using a few questions from the discussion sheet. *Don't use them all!*
4. Introduce sign language for key words of your choice from sign language sheet for your song. Use as few or as many as you think the children can learn.
5. Sing and sign the song. Sign language as well as large format lyrics and sheet music are found in the PFI Unit Songbook or online.
6. If desired, play the Song Game.

**Optional TAKING IT TO OTHERS Activity: Presenting and Singing the Song**

1. Sing and sign the song, encouraging the watching children/parents to join in.
2. Ask the class some of the questions listed below. The Bible Truth Connection Question is particularly good to help them understand how the song ties in with the Bible Truth.

**He Leadeth Me**

**Verse 2**

Sometimes 'mid scenes of deepest gloom,  
Sometimes where Eden's bowers bloom,  
By waters still, o'er troubled sea,  
Still 'tis His hand that leadeth me!

**Verse 3**

Lord, I would clasp Thy hand in mine,  
Nor ever murmur nor repine;  
Content, whatever lot I see,  
Since 'tis Thy hand that leadeth me! *Refrain*

**Refrain**

He leadeth me, He leadeth me,  
By His own hand He leadeth me;  
His faithful foll'wer I would be,

Listen to it on PFI NIV Songs 5, Tracks 15,16

**Understanding the Song**

1. What does "Sometimes 'mid scenes of deepest gloom, Sometimes when Eden's bowers bloom" mean?  
*During really sad, difficult times or during days filled with so much happiness that they seem like the wonderful days in the Garden of Eden before there was any sin or suffering. (The blooming bowers of Eden is a reference to all the beauty of the flowering plants of the Garden of Eden. The songwriter uses this as a reference to life before sin entered the world.)*
2. When is God leading the person singing the song? *Whatever he does, wherever he is; whether he is enduring suffering and hardship or enjoying wonderful blessings, he knows that God is leading him.*
3. What does it mean that God leads him by His own hand? *Not that God actually holds His hand, but that He is with him guiding him through everything he goes through each day.*
4. What is a faithful follower of God like? *He loves God and obeys Him, with God's help.*
5. What gives the singer confidence that he will be God's faithful follower? *He knows that he is not leading himself through all of life, but that God is leading him and helping him every day.*
6. What does it mean to 'murmur' and 'repine'? *To murmur is to complain; to repine is to be unhappy that you don't have something you want.*
7. What is a 'lot'? *What a person's life is like; what he goes through each day.*
8. Why will the singer of the song be content 'whatever lot he sees'? *He knows his lot in life is what God has planned for him, and God's plans are only good and unfulfilling. Even if he can't understand why his life is the way it is, he still trusts that God is completely wise and His plans are completely good.*
9. Why does he choose to trust God rather than just what he himself sees and feels? *Because he know God is so much wiser and greater than him that he could not possibly understand many of the good things God has planned for him.*

**Bible Truth Connection Question**

1. How does this song relate to our **Bible Truth: God's Plans for His Creation Are Good and Unfailing**? *God's people know God's plans are good and unfulfilling. As His people, they know He is always leading them through life, fulfilling His good plans for them. Whether it is something hard or sad or enjoyable and happy, it is all a part of God's good plans. That is why they can be content, no matter what happens.*

**Story Connection**

1. How does this song relate to today's story? How did the LORD lead Saul without Saul even knowing it? *God wove His great plan to anoint Saul king of Israel into his journey to find the lost donkeys.*
2. How did Samuel show that he knew the LORD was leading him? *Samuel prepared for the feast in complete confidence--even though he had never seen Saul. He knew that the LORD always fulfilled His plans, just as He said He would.*

**Bible Verse Connection Question**

1. What does this hymn have to do with our **Bible Verse: Psalm 33:11**: "The plans of the LORD stand firm forever, the purposes of his heart through all generations."?

*God's people know that even in "scenes of deepest gloom" (hard or sad times) that God's plans stand firm. They do not need to murmur or repine (complain or stay sad) because the Lord is leading them. His plans are good and they are unfailing. God's people can be content because they know that His plans will succeed and one day they will see just what great things He was doing, even through their hardest or saddest of days.*

**Life Application Questions**

1. How can God's people be affected by the message of this song? *They can praise God for leading them with His good and unfailing plans. They can ask Him to help them not to complain or long for something different than what is His good plan, but to trust in Him and His good plans.*
2. What is the best first step do we need to take if we want to be a faithful follower of God? *That God would work in our hearts that we might turn from our sins and trust Jesus as our Savior. We can ask Him to work in our hearts that we would be His faithful follower all our lives.*

**ACTS Questions**

1. What is something we can praise God for from this hymn? *Praise God for being faithful to always lead His people according to His good and unfailing plans.*
2. What are sins we can confess to God from this hymn? *That many times we do not trust God to lead us. We choose to do things our own way, which seems better. We deserve His punishment! We need a Savior!*
3. What is something we can thank God for from this hymn?  
*We can thank God that we can always depend on Him to lead us, even in the hardest times, when we turn from our sins and trust in Jesus as our Savior.*
4. What is something we can ask God for from this hymn? *To help us be grateful for His care shown in all His beautiful creations; and to see Him and worship Him as we look at everything He has made.*

**Gospel Question**

1. God's people can sing this song and trust God to lead them according to His good and unfailing plans. Why? Because of all He had done already for them through Jesus, as part of His good and unfailing plan? Can you tell me what He's done through Jesus? What is the gospel?

*God is the good Creator and King of the world. He made people to worship Him and live by His good laws. But we are all sinners who have rebelled against Him. We all deserve death--God's just, eternal punishment for our sins. How terrible! But God has good news for us. In His great mercy, God sent His Son Jesus to earth to save sinners. Yes, Jesus, the perfect Son of God, left His home in heaven and became a man. He lived the perfect life that pleases God. (He's the only one who has ever done that!) He offered it up to God His Father as the perfect sacrifice for sins when He suffered and died on the cross. Then, on the third day, Jesus rose from the dead in victory. He had fully paid for the sins of God's people, so they wouldn't have to! Now all who turn away from their sins and trust in Jesus as their Savior will receive forgiveness of sins and eternal life with God. They will be His very own special people who will know Him and enjoy Him forever. We can be God's people, too, if we turn from our sins and trust in Jesus as our own Savior.*

## **Song Game: Word Take Away**

### **Materials**

Sign Language Signs and Song  
White board and marker  
Eraser

### **Preparing the Game**

1. Write the words to the song on a white board.

### **Playing the Game**

1. After children have learned the song and signs well, then tell the children that you are going to leave out words from the song (that you've learned signs for) and just do the sign in its place.
2. Have the children help you choose a word to take out. Erase the word from the board. Review the sign the for erased word.
3. Sing the song, trying to remember to NOT sing the word and do only the sign.
4. Continue to take out words until all of the words (with signs) have been taken out.

Game continues as number of questions, time, and attention span allow.

choose a FEW questions for discussion, then choose the game and/or music activity

**Meditation Version: Psalm 33:11**

*“The plans of the LORD stand firm forever, the purposes of his heart through all generations.”*

**Understanding the Bible Verse**

1. What are plans? *What someone intends to do.*
2. What are the plans of the LORD? *What He intends to do.*
3. What does it mean for the LORD’s plans to stand firm? *God’s ways are never wrong. His plans will never fail. Nothing will ever stop God from doing all of His good will! It is always best for us to obey what He tells us to do. Nothing will ever overcome His plans. No one will ever understand the world or our lives better than Him.*
4. How long will the LORD’s plans stand firm? *Forever. There will never be a time when God’s good plans will fail.*
5. Will suffering and sin be able to spoil God’s good plans? *No. God’s plans stand firm. Even though many times we do not understand how, His good plans will always triumph through suffering and sin, just as they did when Jesus died on the cross.*
6. What are the purposes of the LORD’s heart? *The LORD is only perfectly good and wise. The purposes of His heart are only good and wise, too.*
7. What is a generation? *All the people of about the same age. Your parents are one generation; your grandparents are another. You, your brothers and sisters, and your friends are one generation.*
8. What does it mean for the plans of God’s heart to stand through all generations?  
*From the very first people, to their children, their grandchildren, and so on and so on....all the way down to your parents, you and your friends, the children you will have one day....all the way through all of time...to the very last person who is born and lives on earth....everything God has planned will happen, just as He planned it to, full of His goodness and greatness.*

**Bible Truth Connection Question**

1. What does this verse have to do with the **Bible Truth: God’s Plans for His Creation Are Good and Unfailing?** *God’s plans for His creation are unfailing throughout all of history; and that they are as good as His perfectly good and wise heart.*

**Story Connection Questions**

1. How does this verse relate to our story? *God had woven His perfect plans into Saul’s search for the lost donkeys. As the LORD revealed His plan to Samuel to bring Saul to Ramah the next day at a particular time, Samuel did not hesitate to plan everything. He knew that the LORD’s plans stand firm forever. If He planned it, then it would happen.*

**Life Application Questions**

1. How is it encouraging to His people to know that the LORD’s plans stand firm? *They know that no matter what they face—no matter how difficult or difficult to understand—that the LORD has woven His good, unfailing plan into it. They can trust Him and rejoice in Him.*
2. How can we become God’s people? *By turning from our sins, confessing them to God and trusting in Jesus as our own Savior.*

**ACTS Questions**

1. What is something we can praise God for from this Bible Verse? *Praise God for being the Maker of good and unfailing plans for all of His creation.*
2. What is something we can confess to God from this Bible Verse? *Confess that often we grumble against His plans for our lives, instead of praising Him for them. He rebel against them in what we think, say and do. We want to do things our own way. We need a Savior!*
3. What is something we can thank God for from this Bible Verse? *Thank God for specific parts of His good plan that He has shown us, either through the Bible or through our lives.*
4. What is something we can ask God for from this Bible Verse? *Ask God to work in our hearts, helping us to turn away from our sins and trust in Jesus as our Savior. Ask Him to help us to trust Him and praise Him for His good plans, even when they include suffering or other hard things we do not understand or like. We can ask Him to fulfill all His good plans in us and in the world around us.*

**The Gospel**

1. What is the greatest, most amazing plan of the LORD that He has had for His sinful people, from even before the creation of the world? What is the gospel?

*God is the good Creator and King of the world. He made people to worship Him and live by His good laws. But we are all sinners who have rebelled against Him. We all deserve death--God's just, eternal punishment for our sins. How terrible! But God has good news for us. In His great mercy, God sent His Son Jesus to earth to save sinners. Yes, Jesus, the perfect Son of God, left His home in heaven and became a man. He lived the perfect life that pleases God. (He's the only one who has ever done that!) He offered it up to God His Father as the perfect sacrifice for sins when He suffered and died on the cross. Then, on the third day, Jesus rose from the dead in victory. He had fully paid for the sins of God's people, so they wouldn't have to! Now all who turn away from their sins and trust in Jesus as their Savior will receive forgiveness of sins and eternal life with God. They will be His very own special people who will know Him and enjoy Him forever. We can be God's people, too, if we turn from our sins and trust in Jesus as our own Savior.*

## Game: Jump for Joy

### Materials

Bible verse written up in large print so that all can see  
A very long rope or jump rope

### Preparing the Game

None.

### Learning the Verse

Some or all of your children may be non- or early readers. Teach the verse in sections, having them say it after you. Repeat a few times. Add clapping or other movement as they say it.

### Directions

1. If desired, lead the children in a discussion of a **FEW** of the most important questions before beginning game.
2. Explain the game to them as follows:  
Have the children form a line. Have two people be the Rope Turners for the jump rope. While the entire group recites the verse, have the children take turns trying to jump through the whole verse without stopping. For children adept at jumping rope, you can even have them try running in and jumping, jumping with a partner, etc. or other variations the children come up with.

Game continues until all children get to jump, or as time and attention span allow.

### Non-competitive Option

Don't split the children into teams. Give the children a group target amount of points to earn and challenge them to try to make the target amount in as few turns as possible. Always give two points to the class for getting the verse right, even if they have a partner help them.

### Optional TAKING IT TO OTHERS Activity: Quiz Questions

Have the children choose a few of the questions from the game to ask the parents/other children during TAKING IT TO OTHERS time. Help pre-readers by whispering the question in their ear and letting them ask it aloud to the parents/other children. Make sure you read the Bible verse aloud before you ask your questions.

Directions:

1. Write words to song in large print before class.
2. Play the song for the children, helping them follow along on the song sheet.
3. Discuss the song, using a few questions from the discussion sheet. *Don't use them all!*
4. Introduce sign language for key words of your choice from sign language sheet for your song. Use as few or as many as you think the children can learn.
5. Sing and sign the song. Sign language as well as large format lyrics and sheet music are found in the PFI Unit Songbook or online.
6. If desired, play the Song Game.

**Optional TAKING IT TO OTHERS Activity: Presenting and Singing the Song**

1. Sing and sign the song, encouraging the watching children/parents to join in.
2. Ask the class some of the questions listed below. The Bible Truth Connection Question is particularly good to help them understand how the song ties in with the Bible Truth.

**The Plans of the Lord**

Listen to it on PFI NIV Songs 5, Track 18

The plans of the Lord stand firm forever;  
 The purposes of His heart through all generations;  
 His plans stand firm forever,  
 The purposes of His heart through all generations;  
 The plans of the Lord stand firm forever;  
 The purposes of His heart through all generations.  
 Psalm Thirty-three, verse eleven.

## Song Game: Big Voice, Little Voice

### Materials

Song  
 Sign language signs used in the song printed out onto little cards  
 Blindfold

### Preparing the Game

None.

### Playing the Game

1. Practice the song and signs until the children know them well. Then tell them: "Children, we are going to hide a sign language sign and see if one of you can find it... with a little help from the rest of us!"
2. Choose someone to be "It" and blindfold them. Choose another child to hide one of the sign language cards. When it's hidden, "It" can remove the blindfold and begin to look.
3. The rest of the children will sing the song in a louder voice when "It" gets closer to the hidden sign and quieter when "It" gets further from the sign.
4. When "It" finds the hidden clue, another "It" is chosen and play begins again.

Game continues as number of questions, time, and attention span allow.



Directions: Read and discuss Bible Truth, using a FEW of the questions. Play game. Feel free to modify the game to fit your children.

### General Story Questions

1. Why was it so bad to lose she-donkeys? *Donkeys were transportation and haulers. The donkeys not only could carry things, but could give Kish more donkeys. They were very, very valuable.*
2. How many days did Saul and the servant look for the donkeys? *Three days, about sixty miles on foot.*  
Why did Saul think they should go back home without the donkeys? *Because he knew his father would be worried about them even more than the donkeys.*
3. What great plans of the LORD were woven into this search for donkeys? *To give Israel a (human) king to lead them against the Philistines, as they had been praying for.*
4. What did the servant suggest they do rather than go back home? *Go to Ramah to ask Samuel where the donkeys were.*
5. How did Samuel know about Saul's trip? *The LORD told him.*  
What did the LORD tell Samuel to do to prepare for Saul's arrival in Ramah? *Prepare a sacrifice and a feast at the high place for him.*
6. How did the LORD show that He had woven His plans into Saul's trip? *He told Samuel what Saul was doing, when he would arrive in Ramah, and what was happening with the donkeys.*
7. How did Samuel show he trusted in the LORD's good and unfailing plans? *He prepared everything for the sacrifice, just as if he had seen and invited Saul, himself.*
8. How did the LORD show Saul that this trip was part of His good and unfailing plans? *Through Samuel, He gave Saul three signs that would happen on his journey home. As these things happened, they confirmed that all that Samuel had told him was really of the LORD.*
9. Why didn't Saul tell his uncle all that Samuel had told him? *He was being obedient to Samuel's command to do nothing before meeting him in Gibeah in seven days.*

### Bible Truth Connection Questions

1. What does this story have to do with our **Bible Truth: God's Plans for His Creation Are Good and Unfailing**? *Saul and his servant had gone out merely on a search for lost donkeys, but the LORD had woven His own unfailing and good plans into the journey. He planned to use their journey to bring Saul to Samuel in Ramah to be anointed the first king of Israel.*

### Bible Verse Connection Question

1. What does the story have to do with our **Bible Verse: Psalm 33:11**: "The plans of the LORD stand firm forever, the purposes of his heart through all generations."?  
*God had woven His perfect plans into Saul's search for the lost donkeys. As the LORD revealed His plan to Samuel to bring Saul to Ramah the next day at a particular time, Samuel did not hesitate to plan everything. He knew that the LORD's plans stand firm forever. If He planned it, then it would happen.*

### Life Application Questions

1. What can God's people trust God to be doing in the things they do each day? *Whether they see it or not, they can trust that He is working out His good and unfailing plans through them. If we are Christians, we can know that He is using everything that happens to us to bring glory to His name and to make us more and more like Him. These are the best things of all.*
2. How can we become God's people? *By turning from our sins, confessing them to God and trusting in Jesus as our own Savior.*

**ACTS Questions**

1. What's something we can praise God for from this story? *Praise God for being the Weaver of His Good plans into all of creation.*
2. What's something we can confess from this story? *Confess that many times we do not trust that God can be at work when hard things happen to us and others we love. We doubt Him and worry, instead. We need a Savior!*
3. What's something we can thank God for from this story? *We can thank God for working His good plans into even hard things that happen. We can thank God for working His greatest plan of salvation through Jesus through Jesus suffering and dying on the cross at the hands of His enemies.*
4. What is something we can ask God for, from this story? *We can ask God to work in our hearts, helping us to turn away from our sins and trust Jesus as our own Savior. We can ask God to work out His good plans, for our good and His glory, in everything in our lives.*

**The Gospel**

1. Saul was amazed at the good plan that the LORD had woven into the matter of the lost donkeys; but God has woven even great plans into this world. The greatest of all is salvation through Jesus. Can you tell me the good news of Jesus? What is the gospel?

*God is the good Creator and King of the world. He made people to worship Him and live by His good laws. But we are all sinners who have rebelled against Him. We all deserve death--God's just, eternal punishment for our sins. How terrible! But God has good news for us. In His great mercy, God sent His Son Jesus to earth to save sinners. Yes, Jesus, the perfect Son of God, left His home in heaven and became a man. He lived the perfect life that pleases God. (He's the only one who has ever done that!) He offered it up to God His Father as the perfect sacrifice for sins when He suffered and died on the cross. Then, on the third day, Jesus rose from the dead in victory. He had fully paid for the sins of God's people, so they wouldn't have to! Now all who turn away from their sins and trust in Jesus as their Savior will receive forgiveness of sins and eternal life with God. They will be His very own special people who will know Him and enjoy Him forever. We can be God's people, too, if we turn from our sins and trust in Jesus as our own Savior.*

## Game: Spin the Light

### Materials

Flashlight

Paper and Marker

Story Review Questions

### Preparing the Game

1. Choose 20+ questions for your game from the Story Review Discussion Questions, or make up your own.

### Playing the Game

Divide the children into two teams. Have them sit in a close circle, alternating Team A and Team B players. Have the children sit in a circle. Put the light in the middle of the circle. Spin the light. Whoever the light points to, answers the question. If it points to a Team A player and he gets it right on his own, it is worth 2 points for his team. If he needs help from another team member, then it is worth 1 point. The question goes to the Team B player on his right for a possible 1 point if the Team A player fails to answer correctly.

Game continues until all children get to toss the Frisbee, or as number of questions, time, and attention span allow.

### Non-competitive Option

Don't split into teams. Have the children sit in a circle and spin the light, asking whoever it points to a question. If desired, you can let each child choose another child to help them answer the question.

### Optional TAKING IT TO OTHERS Activity: Quiz Questions

Have the children choose a few of the questions from the game to ask the parents/other children during TAKING IT TO OTHERS time. Help pre-readers by whispering the question in their ear and letting them ask it aloud to the parents/other children.

**CASE REPLAY ACTIVITIES**

Use this guide to review the Case Story and act it out for others to enjoy!

**CASE REPLAY, JR: YOUNGEST CHILDREN**

**Description:** The children will act out the story together, everyone doing the same action/sound effect at the same time. This activity is most suitable for kindergarteners.

**Materials**

The Case RePlay, Jr. script for younger children

**Preparation**

1. Read through the script and write in the blanks along the side possible actions/sound effects the children could do to act it out.

**Instructions**

1. Tell the children that they will be re-enacting the story together as you tell it.
2. As you read the script, lead the children in actions/sound effects to do with you.
3. If desired, you can read the script and stop at certain sentences and ask them what a good action/sound effect would be to act out what you just read.
4. Repeat the re-enactment one or two times more.

**CASE REPLAY, SR: OLDER CHILDREN**

**Description:** The children act out the story as a three-scene play. You will narrate it using the Case RePlay, Sr. script and they will act it out (no spoken words, for the most part), with each child assuming a different character's role. This activity is most suitable for first grade and up. You will review the story, then practice it a few times before performing it for others.

**Materials**

The Case RePlay, Sr. script

White board or other large format paper

Costumes and props

**Preparation**

1. Prepare for the play by choosing costumes and props for each character in the story. Decorate the area with any scenery props.
2. Write the words "Beginning," "Middle," "End" on a large piece of paper/whiteboard with plenty of space under each heading. You will use this paper to help the children think about the story as a three-scene play, as it is presented in the script.

**Instructions**

1. Tell the children that they will get to act out the story as a three-scene play, with a beginning, middle and end section. Tell them that before they can act it out, they need to think it out. as you narrate it with your script.
2. Take the children's answers as they recount the story, helping them put key incidents in the right order.
3. If desired, when they have filled in their Beginning, Middle, End, read through your whole (real) script, so they hear exactly what you will have them act out.
4. Then tell the children that it's time to practice acting out the story.
5. Assign parts to each child. If you are using costumes, do NOT give them out at this point. They will be a distraction.
6. Have all the children sit on the floor or in chairs on one side of the "stage," then call the characters up in place as their part in the story comes.
7. As you read the script, guide the children in where you want them to move or do to act it out.
8. After going through the whole script once, give out any costumes and props and act out the script once or twice more.

**Optional TAKING IT TO OTHERS Activity: Re-enacting the Story**

Read the script as the children act out together (younger) or assuming different roles (older) as the other children or the parents watch.

**CASE REPLAY, JR--YOUNGER KIDS (KINDERGARTEN) P.2**

"Welcome to our Case Story Re-Play! The name of our story is called: The Case of the Lost Donkeys.

Our story is an Old Testament story. It takes place about 1000 years before Jesus lived on earth.

And now we present: "The Case of the Lost Donkeys."

**Scene 1:**

Kish looked for his she-donkeys, but couldn't find them. He sent his son, Saul, and a servant to find them. For three, whole days they search for them, but can't find them anywhere. Saul wanted to give up and go home. He knew his father would be getting worried about them. This would have been good advice to follow, if this trip was only about lost donkeys, but it wasn't. The LORD was using those wandering donkeys in His plan to bring Saul to Samuel in Ramah. There, Saul would be anointed the king of Israel. The LORD had told Samuel the day before that Saul would be coming to him to be anointed king of Israel. He told him to prepare for Saul's arrival with a sacrifice and a feast up at the high place for the next day around a certain time. Samuel believed the LORD and began to prepare for the feast. He bought a choice lamb to sacrifice at market. He invited thirty guests and ordered the cook prepare the food. He told the cook to save the best part of the sacrifice (the leg); and told a servant to leave open the two seats of honor next to Samuel.

**Actions:**

---

---

---

---

---

---

---

---

**Scene 2:**

The next day, Samuel got everything ready for the feast at the high place, then went home. The guests arrived and watched the sacrifice made. They gathered around the table with the good-smelling feast foods and waited for Samuel and the special guests to arrive. At the same time, the servant talked Saul into going to see Samuel and paying him to ask God where the donkeys were. As Samuel headed to the high place, Saul and his servant came into Ramah. The LORD tells Samuel that this is the man who is to be anointed king. Saul is surprised when Samuel tells him not to worry about the donkeys and calls him the desire of all Israel. Samuel invites them to the feast and promises to explain more later. Saul sits in the seat of highest honor, right next to Samuel. He is given the best meat of the sacrifice that was saved for him. After the feast, Samuel and Saul go up on the roof of his house and talk a long time.

---

---

---

---

---

---

---

---

**Scene 3**

The next morning Samuel tells Saul it's time to go. Samuel sends Saul's servant ahead, then anoints Saul king of Israel. He tells him three special things that will happen to him on the way home. He tells him to meet him in Gilgal in seven days and do nothing until then. All three special things happen to Saul on the way home: two men told him that the donkeys had been found; then three men gave him two of the three loaves of bread they were about to offer as a sacrifice to the LORD; then Saul prophesied and sang with a group of prophets and the LORD changed his heart. Everyone noticed the difference in Saul, but Saul said nothing. He would wait for God's unending, good plan to unfold, as Samuel told him to.

---

---

---

---

---

---

---

---

**Bible Truth Tie-In:**

The Bible Truth we are learning is: **God's Plans for His Creation Are Good and Unfailing.** Saul thought he was only searching for lost donkeys, when all along the LORD had woven into Saul's journey, His good and unfailing plan.

## **CASE REPLAY, SR--OLDER KIDS (1ST GRADE AND UP) P.3**

“Welcome to our play! The name of our story is called: The Case of the Lost Donkeys.

Our story is an Old Testament story. It takes place about 1000 years before Jesus lived on earth.

The characters in our story are: Kish, Saul, Kish’s servant, the prophet Samuel, the guests at the feast, some people from Ramah, some men along the road and a group of prophets.

And now we present: “The Case of the Lost Donkeys.”

### **Scene 1: (Beginning)**

Kish looked for his she-donkeys, but couldn’t find them. He sent his son, Saul, and a servant to find them. For three, whole days they search for them, but can’t find them anywhere. Saul wanted to give up and go home. He knew his father would be getting worried about them. This would have been good advice to follow, if this trip was only about lost donkeys, but it wasn’t. The Lord was using those wandering donkeys in His plan to bring Saul to Samuel in Ramah. There, Saul would be anointed the king of Israel. The Lord had told Samuel the day before that Saul would be coming to him to be anointed king of Israel. He told him to prepare for Saul’s arrival with a sacrifice and a feast up at the high place for the next day around a certain time. Samuel believed the Lord and began to prepare for the feast. He bought a choice lamb to sacrifice at market. He invited thirty guests and ordered the cook prepare the food. He told the cook to save the best part of the sacrifice (the leg); and told a servant to leave open the two seats of honor next to Samuel.

### **Scene 2: (Middle)**

The next day, Samuel got everything ready for the feast at the high place, then went home. The guests arrived and watched the sacrifice made. They gathered around the table with the good-smelling feast foods and waited for Samuel and the special guests to arrive. At the same time, the servant talked Saul into going to see Samuel and paying him to ask God where the donkeys were. As Samuel headed to the high place, Saul and his servant came into Ramah. The Lord tells Samuel that this is the man who is to be anointed king. Saul is surprised when Samuel tells him not to worry about the donkeys and calls him the desire of all Israel. Samuel invites them to the feast and promises to explain more later. Saul sits in the seat of highest honor, right next to Samuel. He is given the best meat of the sacrifice that was saved for him. After the feast, Samuel and Saul go up on the roof of his house and talk a long time.

### **Scene 3: (End)**

The next morning Samuel tells Saul it’s time to go. Samuel sends Saul’s servant ahead, then anoints Saul king of Israel. He tells him three special things that will happen to him on the way home. He tells him to meet him in Gilgal in seven days and do nothing until then. All three special things happen to Saul on the way home: two men told him that the donkeys had been found; then three men gave him two of the three loaves of bread they were about to offer as a sacrifice to the Lord; then Saul prophesied and sang with a group of prophets and the Lord changed his heart. Everyone noticed the difference in Saul, but Saul said nothing. He would wait for God’s unfailing, good plan to unfold, as Samuel told him to.

### **Bible Truth Tie-In:**

The Bible Truth we are learning is: **God’s Plans for His Creation Are Good and Unfailing.** Saul thought he was only searching for lost donkeys, when all along the LORD had woven into Saul’s journey, His good and unfailing plan.

## The Lost Donkeys of Kish

### Description

Children will make a scene of Kish's donkeys roaming the hills and eating grass.

### Materials

White Cardstock  
 White poster board  
 Green tissue paper  
 Rubber Cement or Craft Glue  
 Paper fasteners, one per child  
 Markers  
 1 Popsicle stick per child  
 One short wooden kebab stick per child  
 1 pencil per child  
 Scissors  
 Tape

### Preparing the Craft

1. Copy one of Patterns #1, #2 and #3 per child out of cardstock. Cut out around the donkeys along dashed edges (Pattern #2) and donkey head (Template #3).
2. Cut one of white poster board, the same size as Pattern #1. Glue Template #1 to poster board.
3. Cut 2" circles out of green tissue paper, about 10 per child.
4. Punch hole in head of donkey where indicated.
5. Cut slit in Pattern #1/poster board as indicated.

### Making the Craft

1. Show the sample of the craft you have made.
2. Have children color in the three templates.
3. Have the children place the middle of a tissue circle on the eraser of the pencil; twizzle the tissue around the eraser, scrunching up the tissue circle. Glue these onto the scene as grass clumps. Have the children place three of these spaced a few inches apart above the slit. This will be the grass that the lead donkey bends over to eat.
4. Use paper fastener to attach head of donkey to the headless donkey in Pattern #2.
5. Attach kebab stick to the nose of back of moveable donkey's head with tape.
6. Attach popsicle stick to middle of Pattern #2 with tape.
7. Insert popsicle stick and kebab stick through horizontal slot in Pattern #1 (scene), at the right end of the scene.
8. Use the popsicle stick attached to the body of the donkeys to move the donkeys from left to right across the scene to place where a clump of tissue grass has been placed along the slit. Use the kebab stick attached to the nose of the lead donkey to pull his head down and eat the grass. Continue to next clump of grass, etc.

### Making a Bible Truth Connection

Once the children have settled into their craft, use the Bible Truth- Craft Connection Sheet to lead discussion about the craft. Note that most of these questions echo the questions on the case board, providing a review of what the children learned earlier.

### Optional TAKING IT TO OTHERS Activity: Craft Presentation

If you are presenting the craft to other children or parents the children can hold up their crafts (or your model craft) and read their Bible Truth Connection answers to explain the importance of the craft.



**CASE CRAFT****Discussion Guide****Instructions:**

As the children are settled into making their craft, ask them these questions to help them understand the craft's significance. Use the answers provided to guide the children's answers.

**Discussion Questions**

1. Where did Saul and his father, Kish, live? Why did Saul leave home? *Gibeah. To look for his father's lost donkeys.*
2. What did the LORD weave into this search for the donkeys? *His good and far bigger purposes to anoint a king for Israel.*
3. How could the LORD weave His much bigger plans into what happened to the donkeys? *Because He is completely in control of this world. He uses all things to fulfill His perfect plans.*
4. What is Bible Truth 4, that we are learning? *God's Plans for His Creation Are Good and Unfailing.*
5. What does our craft have to do with our Bible Truth: God's Plans for His Creation Are Good and Unfailing?  
*Saul thought he was only looking for Kish's donkeys, but the LORD had woven His far greater plans for Israel into his journey.*
6. What can this craft help us remember?  
*There is nothing that happens to us that is not woven into God's perfect plans.*



**TAKING IT TO OTHERS****Craft Presentation****Instructions:**


Have children hold up your model craft/their crafts. Choose five children (or you say) the five sections below to explain the craft's importance.

**Presentation:**

1. Our craft is: The Lost Donkeys of Kish.
2. In Gibeah, the LORD wove His good purposes to give Israel a king into Saul's search for Kish's lost donkeys because He is completely in control of this world. He uses all things to fulfill His perfect plans.
3. Bible Truth 4 is: God's Plans for His Creation Are Good and Unfailing.
4. Saul thought he was only looking for Kish's donkeys, but the LORD had woven His far greater plans for Israel into his journey.
5. Our craft can help us remember that there is nothing that happens to us that is not woven into God's perfect plans.

Note: Even non-readers can participate in presenting the craft, if you will whisper what they are to say in their ear and let them say it aloud for the others to hear.





**BEFORE CLASS:****1. PICK YOUR PERSON**

VIPPs can be anyone in your church! Typically, they fall into 6 categories: Church staff, Elders, Deacons/deaconesses, Special Volunteers (people who aren't paid, but spend a lot of time helping out in particular ways), Supported Workers (aka missionaries), and Church Members.

**2. GATHER YOUR FACTS**

Use the VIPP Information Sheet to write down the facts about your VIPP. The information on this worksheet is used in the VIPP activities, listed in the "Choose an Activity" section below.

**DURING THE ACTIVITY:****1. INTRODUCE YOUR VIPP**

Introduce your VIPP to the children, using the VIPP Information Sheet. Fill in a set of VIPP Clue Cards with the information for your VIPP. If desired, you can even have the actual person come into class for the children to meet.

Need help describing what someone does for the church in a kid-friendly way? Check out the list of common VIPPs on the Praise Factory website in the PFI resources. There are lots of kid-friendly descriptions for common VIPP's, such as pastors, elders, deacons and a lot more.

**2. PRAY!**

Lead the children in praying for the VIPP. Ask the children if they would like to pray for one of the VIPPs prayer requests. Even non-readers can pray for the VIPP if you whisper the prayer request in their ear, then let them say it aloud. Never force a child to pray!

**3. CHOOSE AN ACTIVITY**

There are two activities you can use to help the children learn about the VIPP:

**VIPP Clue Cards:** These are nine coloring sheets in which children fill in the nine things they learn about the VIPP from the VIPP Information Sheet. Photocopy a set of each child. Use as few or as many of these Clue Cards as you desire.

**VIPP Game:** This is a game that uses a set of Clue Cards for one or two VIPPs.

Choose a VIPP and fill in his/her information on the VIPP Information Sheet. Fill in a set of VIPP Clue Cards with the information for your VIPP. Tell the children about the VIPP, having them fill in the VIPP Clue Cards with the key facts as they learn them. Write any words the children need to write on a white-board or other piece of paper so they can see how to spell them. Help younger children write these words on their clue cards. Ideas for how to tell the children about many common VIPPs are listed at [praisefactory.org](http://praisefactory.org) with the resources for this Bible Truth.

**Optional TAKING IT TO OTHERS Activity: Introduce and Pray for the VIPP**

If you are presenting the VIPP to other children or parents you can assign children to hold up the 10 clue cards and say what each card tells about the VIPP. (Or, you can have the children hold them up as you tell what each one means.) Then lead the children in praying for the VIPP.

## Game: Hit the Wall

### Materials

- Information Sheet for one VIPP
- 2 Set of Clue Cards
- 8 8.5" x 11" Manilla Envelopes
- Nerf Ball or other soft ball for indoor use

### Preparing the Game

1. Fill in one set of clue sheets for the VIPP you are using.
2. Tape the other (blank) set of Clue Cards to the outside of the manilla envelopes.
3. Put the filled-in clue cards in the corresponding envelope.
4. Tape the envelopes to the wall.

### Playing the Game

**Reveal:** Tell the children about the VIPP, showing them your filled-in clue cards as you tell about them.

**Review:** Have the children take turns trying to hit an envelope with the ball. The teacher (or the child) tells the Clue Card category. The other children try to remember what the VIPP's answer was. Open it up and see if they got it right. If they did, the Clue Card is retired. If not, it can be added back into the Clue Cards to be aimed at.

**VIPP INFORMATION SHEET**

**VIPP NAME:**

\_\_\_\_\_

**WHAT VIPP LOOKS LIKE**

Man or Woman? \_\_\_\_\_

Hair color? \_\_\_\_\_

Eye color? \_\_\_\_\_

**FAVORITE ANIMAL**

\_\_\_\_\_

\_\_\_\_\_

**FAVORITE FOOD**

\_\_\_\_\_

\_\_\_\_\_

**FAVORITE FREE TIME ACTIVITY**

\_\_\_\_\_

\_\_\_\_\_

**WHAT VIPP DOES DURING WEEK**

\_\_\_\_\_

\_\_\_\_\_

\_\_\_\_\_

\_\_\_\_\_

**VIPP GROUP OF SERVICE:**

Church Member

Deacon

Elder

Church Staff

Special Volunteer

Supported Worker  
(Missionary)

**3 WAYS VIPP SERVES CHURCH**

\_\_\_\_\_

\_\_\_\_\_

\_\_\_\_\_

\_\_\_\_\_

\_\_\_\_\_

\_\_\_\_\_

\_\_\_\_\_

\_\_\_\_\_

**3 WAYS TO PRAY FOR THE VIPP**

\_\_\_\_\_

\_\_\_\_\_

\_\_\_\_\_

\_\_\_\_\_

\_\_\_\_\_

\_\_\_\_\_

\_\_\_\_\_

\_\_\_\_\_





## **BIBLE TRUTH 4, LESSON 2: PLANNER/OVERVIEW**

### **GETTING STARTED: Welcome and Opening Songs** (*introduce unit and get kids moving with these songs*)

**Welcome to Praise Factory:** PFI: Praise Factory Investigators Theme Song *PFI NIV Songs 5, Track 1*

**Rules to Help Us Worship God and Love Others:** WoGoLOA Classroom Rules Song *PFI NIV Songs 5, Track 2*

**Big Question Under Investigation:** Big Question 1 Songs *PFI NIV Songs 5, Tracks 3,4*

*Extra Song: The Days of Creation PFI NIV Songs 5, Track 5*

**Big Question Bible Verse:** Genesis 1:31 Song *PFI NIV Songs 5, Track 6*

### **DIGGING DEEP DOWN: Key Concept and Story** (*introduce the Bible Truth and tell the related story*)

**Bible Truth 4:** God's Plans for His Creation Are Good and Unfailing

**Bible Truth Hymn:** He Leadeth Me *PFI NIV Songs 5, Tracks 15,16*

*Extra Song: God's One, Big Plan PFI NIV Songs 5, Track 17*

**Bible Verse:** Psalm 33:11

**Bible Verse Song:** The Plans of the LORD *PFI NIV Songs 5, Track 18*

**Lesson 2 Story of the Saints:** The Case of the Sickness that Brought Life

### **TAKING ACTION: Response Activities** (*choose from among these activities*)

**Snack and Discussion Planner:** A Spot of Leprosy

**ACTS Prayer:** Prayer Sheet

**Bible Truth Review:** Discussion Questions and Game: Squirrel and Nut

**Bible Truth Hymn:** He Leadeth Me *PFI NIV Songs 5, Tracks 15,16*

Song, Sign Language and Song Game: Sign It, Say It, What Does It Mean? **PFI NIV Songs 5 BOOK or ONLINE**

**Bible Verse Review:** Psalm 33:11 : Discussion Sheet and Game: Protectors

**Bible Verse Song:** The Plans of the LORD *PFI NIV Songs 5, Track 18*

Song, Sign Language and Song Game: Pass the Secret Sign **PFI NIV Songs 5 BOOK or ONLINE**

**Story Review:** Discussion Questions and Game: Stepping Stones

**Case RePlay, Jr: Drama Activity for Youngest Children** (children do same story actions together)

**Case RePlay, Sr: Drama Activity for Most Children** (children re-tell story with individual parts)

**Craft:** Praising God for Her Leprosy

**VIPP (Very Important Prayer Person) Prayer Time:** Coloring Sheets (back of book) & Game: Beanbag Toss In

### **TAKING IT HOME: Take Home Sheet for Review and Family Devotions**

**PFI Pronto:** Bible Truth 4, Lesson 2 **PFI NIV Prontos 5 BOOK or ONLINE**

**The Case of the Sickness that Brought Life**

by Connie Dever

**Our story is called:****The Case of the Sickness that Brought Life.****As you listen to the story, see if you can figure out:**

1. Who got sick twice? What was the second sickness and what was so bad about it?
2. How did God use both of the sicknesses to bring life to many?

This story takes place in the late 1800's, high up in the Himalayan mountains.

A young woman named Mary Reed lay sick in bed. As the light of morning flooded her room, Mary looked out her window at the snowy peaks of the mighty Himalayan Mountains. She breathed deeply of the cool, crisp, clean mountain air. "How good it is to be here in the mountains! Thank you, Lord, for bringing me here to rest!" Mary quietly prayed.

"How are you feeling today, Missie Reed?" her Indian nurse asked.

"Better, thank you, but still weak," Mary answered.

"Well, it's no wonder you're still sick with the way you've been living down in Cawmpore!" the woman replied. "Day after day you cared for the Indian women shut up in their stuffy, hot zenanas. Why there's more of death than life in those dark apartments!" she said.

Mary couldn't agree more! Four years ago she had left America and gone to Cawmpore, India to lead the zenana ministry to Indian women. A zenana was the special living area for women that Indian men built for their wives. Indian women were not supposed to come into contact with any men except those in their own family. They weren't even allowed to leave the zenanas except to worship at the Hindu temple or wash in the sacred waters of the Ganges River!

Since these women couldn't leave their zenanas, they received little medical help, little education, and most importantly, little of the good news of Jesus that missionaries had come to share. So, missionary women like Mary Reed asked to go into the zenanas to meet the Indian women. Most Indian husbands eagerly agreed. They were happy for their wives to receive education and medical help. And of course Mary and the missionary women were even more eager to tell these women the good news of Jesus.

Work in the dark, unhealthy zenanas was hard! After four years, the long hours and the poor living conditions

had finally hurt Mary. She was too sick to keep on working. Many women might have just given up and gone back home to America when they got that sick; but, not Mary. She chose to go to Pithoragarh in the Himalayas for rest and fresh air, hoping that she might get well and go back to the zenanas again.

Why did Mary do this? Because Mary chose to live on the plans of God. She knew God plans to save a people for Himself, from every people and language. She knew He had woven her life into His plans. God wanted her to tell the women of the zenanas about Him, that they might become His people, too. Mary trusted that whatever happened to her--even if it was sickness and suffering--was somehow part of His good, unfailing plans. So she stayed in India, trying to get well, so that she could go back to the women in Cawmpore one day and tell them more about Jesus.

The mountain air soon make Mary better. Soon she was out of bed and out of the house, exploring the lush, green valley of Pithoragarh and the tall mountains that surrounded it. How very different this place seemed from the poverty, sickness and darkness of the zenanas of Cawmpore! Or was it? Mary soon found out these mountains hid another people as needy as the women of the zenanas of Cawmpore. They hid over five hundred lepers!

Leprosy was a terrible illness that had no cure back then, like there is now. It could be caught from the cough or sneeze of a leper, much the same way we catch a cold. But instead of getting a runny nose or a cough, the sick person got tingling pain, then numbness in parts of their body. Large, open sores appeared on their skin that didn't heal. Many times the leprosy spread to their eyes and made them blind.

**Story-telling Tips**

Ahead of time:

1. Read the Bible verses and story. Pray!
2. Create story cue cards on index cards (or highlight text).
3. Practice telling story dramatically, timing your presentation. Shorten, if necessary to fit your allotted time.
4. Decorate area with story props that help bring your story alive.

During your presentation:

1. Maintain as much eye contact as possible as you tell the story. Point to/use props at important points in the story. Include the kids in your story with a few questions about what they think will happen or words/concepts that might be new to them.
2. Watch the kids for signs that their attention span has been reached. Shorten, if necessary.

**STORY OF THE SAINTS**

Saddest of all, lepers were sent away from home so no one else would catch it. That's why the hundreds of men, women, and even children lived up in these mountains in pitiful mud huts: to suffer and die on their own!

When Mary heard about these poor lepers, she longed to help them. She wanted to bandage their wounds and give them a good place to live. Most of all, she wanted to tell them the good news of Jesus. But what could she do? The lepers refused to come near anyone who didn't have leprosy. Mary didn't know how to reach them, but God did. She lived on the plans of God. She knew the Lord planned to save His people, from every people and language on earth. Surely He had woven salvation even for lepers like these into His good, unfailing plan! So Mary began to pray for God to send someone to help them.

Before long, Mary was well enough to return to Cawmpore. Once more she made her daily trips to the zenanas. Back down the crowded streets, past the dirty animal stables, and back up the dark passageways, she went to zenana after zenana. Some opened into luxurious apartments of the rich, but most were simple rooms of terrible poverty. Some women were so afraid of this white woman that they would not look at her or even allow her shadow to fall upon them. Most happily greeted her. Mary cared for them and taught them. She loved to sit down on their beds of woven rope and tell them the good news of salvation through Jesus.

Some days, Mary went down to the banks of the Ganges River, where crowds of women came to worship and bathe. They wrongly believed that the waters of the Ganges were holy and had powers to heal. So, as the women washed in the river, Mary would sing to them about Jesus--the one in whom true hope could be found. Many of the women laughed at Mary. Some shouted mean, angry words at her, but Mary didn't care. She kept telling them about Jesus and gave them little books about Jesus to take home and read.

Mary spent many hours praying for these women, too. And as she prayed for them, she remembered the lepers of Pithoragarh, too:

"Please God, work in the hearts of the women I spoke to today, that they might believe in You and be saved. And please Lord, send someone to help the lepers of Pithoragarh, too. Send someone to bind up their wounds and take care of them. Send someone to tell

them about Jesus," she would pray. Day after day, Mary worked hard until once more her body gave out. This time, she was so sick that not even a trip to Pithoragarh would be enough to heal her.

"Mary, we're sending you home," the doctors told her.

"Your health is very bad. You will need a very long rest. You may never even get to return to Cawmpore."

Mary didn't like what the doctors had to say, but she knew she really was very sick. She would have to trust that this, too, was part of God's good and unfailing plan. She sailed back home America to see better doctors and be cared for by her family.

As hard as they tried, the doctors in America could not heal Mary. She had begun to have strange symptoms that the doctors had never seen before: tingling and numbness in her hands, then odd spots that turned into sores began to appear.

"What could this odd disease be?" the doctors wondered. Suddenly Mary realized what it was: it was leprosy!

This was terrible news! No one wants to live their life separated from family and friends to protect them from getting it! No one wants the pain of this terrible disease! But for Mary, leprosy was more than just a terrible disease. For her, it was also an answer to prayer. In this illness, she saw God's good and unfailing plans. He had answered her prayers for someone to tell the lepers about Jesus! It was her!

Mary kept the secret of her illness between herself, her father and her doctors. No one else was to know. She wrote to the London Mission to Lepers, who happily agreed to put her in charge of the Chandag Asylum for Lepers, up in the Himalayan Mountains not too far from Pithoragarh. Mary packed her bags, said a final farewell to her family and friends, then set sail back to India.

Eagerly, Mary made the long trip back up to the little mountain village of Pithoragarh, then up into the mountains where the lepers lived in their poor, make-shift, mud huts. "Listen, my friends, I have been called by God to come and help you," she called out to them. Slowly but surely, the sore-covered faces of the lepers appeared at the openings of the huts. "What was this?" they wondered. "A white lady come to help us? How can this be? No one even from our own people will help us."

"Come out! I have good news for you!" Mary urged them. Slowly a little group of lepers gathered before

her, she told them all about the Chandag Asylum where they could live and be cared for. Then she told them the wonderful good news of Jesus. He was the Son of God who Himself had touched and cared for lepers like them. Best of all, He brought salvation to all who turned away from their sins and trusted in Him as their Savior. Tears fell down their cheeks as they heard all Mary had to say. Such wonderful promises she gave them! Words of kindness and hope.

Mary was as good as her promises to the lepers. She worked as hard at the Chandag Asylum as she had in the zenanas of Cawmpore. Even though she struggled with her own painful leprosy, she bandaged up the other lepers' wounds. She help to build nice homes for them to live in. She gave them food and love. Best of all, she told them about Jesus, Many heard the good news of Jesus and trusted Him as their Savior.

Mary stayed and worked in Chandag for 52 years--until she died at the age of 89. How did she die? Rejoicing in God! How good and unfailing were His plans for her! He had even used her sickness to care for the lepers and tell them the good news of Jesus!

### Cracking the Case:

**It's time to answer our Case Questions.**

**1. Who got sick twice? What was the second sickness and what was so bad about it?** Mary Reed. The second sickness was leprosy. It was bad because it was so painful and there was no cure. And, because she would have to live far away from her family and other loved ones to keep them from getting it.

**2. How did God use both of the sicknesses to bring life to many?**

The first sickness God used to show Mary Reed the lepers who lived up in the mountains. The second sickness God used to make the way for Mary Reed to care for them and to share the good news of Jesus with them. They would not let her live with them if she was not a leper.

**Our Bible Truth Is:**

**God's Plans for His Creation Are Good and Unfailing**

**Our Bible Verse is: Psalm 33:11**

"The plans of the LORD stands firm forever, the purposes of his heart through all generations."

Mary Reed lived a joyful life. Not because life was so easy for her, but because she lived on the plans of God. The plan might many times be woven with sickness and hardship. There might be times she didn't understand what He was doing; but, she knew that God was perfectly wise and good. Whatever He planned, it had to be good. Whatever He planned, it would never fail. More than comforts or health; even more than family and friends, Mary took joy in God weaving His good, unfailing plans into her life. She was especially happy with those plans gave her the chance to tell others the news of Jesus!

What about you and me? What will we live our lives on? Will we live them on comforts or health, family and friends? Will we live them on our own plans? Or like Mary, will we live on the plans of God? We can, when we turn away from our sins and trust in Jesus as our own Savior.

Let's praise God for His perfectly good and unfailing plans. Let's ask Him to work in us that we might turn from our sins and trust in Him. Let's ask Him to give us the desire to live on His plans more than anything else. Let's ask Him to help us to take joy in Him and His good plans, even when suffering or other hard things are part of it.

*Close in prayer.*

### Closing ACTS Prayer

**A** God, praise You for being the Maker and Fulfiller of Your Perfect Plans for Creation.

**C** God, we confess that many times we do not react like Mary to hard things that happen to us. Many times we do not see them as a part of Your good and unfailing plans. We grumble against You for letting them happen to us.

**T** Thank You for Your plan to save people from every people group on earth. You even care that people in lonely places, like these lepers, come to know You.

**S** God, work in our hearts that we might turn away from our sins and trust in Jesus as our Savior. Help us want to serve You in Your good plans, however You want us to.

# **ACTS PRAYER ACTIVITY**

Use this sheet to write down your ACTS Prayer

## **Instructions:**

Use this sheet to help the children apply the Bible Truth into a prayer. You can use the ACTS provided or even better, have the kids think of their own applications. Also have the children add their personal requests to the prayer, too. Lead the children in the prayer or let them pray sections, with your help. Never force a child to pray! Non-readers can participate by you whispering a section of the prayer into their ear and allowing them to pray it aloud for the group.

## **ADORATION:**

Praise God for being the Maker of good and unfailing plans for all of His Creation.

God, we praise You for being.....

---

Add your own Adorations:

---

---

## **CONFESSION:**

Confess that often we grumble against His plans for our lives, instead of praise Him for them. We need a Savior!

---

---

## **THANKSGIVING:**

Thank God for specific parts of His good plan for our lives that we can already see. Thank Him for His plans for the future, that we do not know, but can be confident that they, too, will all be a part of His good plan. Thank Him that His good plans will come about. Nothing can ever defeat Him!

God, we thank You for...

Add your own Thanksgivings:

---

---

---

## **SUPPLICATION:**

Ask God to help us to keep trusting and praising Him for His good plans, when they include suffering or other hard things we do not understand. Ask Him to work in our hearts, that we might turn away from our sins and trust in Jesus as our Savior.

God, we need Your help...

Add your own Supplication:

---

---

---

---



---

## **SNEAKY SNACK**

Can you figure out how this snack relates to the story?

---

### **Snack: A Spot of Leprosy**

Craisin or red M&M leper spots and Indian pita bread (can have hummus, cream cheese, etc. to spread on it.) Could also use Teddy Grahams with broken off legs/arm, like lepers.

This is only a suggestion. Feel free to modify. Be mindful of allergy issues among your children!

**Case Tie-in:** Mary Reed longed for someone to go to live with the lepers and tell them the good news of Jesus. When she was diagnosed with leprosy, she realized that God was using this terrible illness as part of His good plans to reach them through her. She praised God for His good and unfailing plans.

---

## **SOUL FOOD**

Food for thought during snack time

---

1. What does the snack have to do with the story?

Choose a few questions from the other activity discussion sheets to talk about during this snack time.

2.

3.

4.

5.

6.

7.

Directions: Read and discuss Bible Truth, using a FEW of the questions. Play game. Feel free to modify the game to fit your children.

### **God's Plans for His Creation Are Good and Unfailing**

Before the creation of the world, God planned each day from first to last. Each one would be just as He planned it to be. Every creature in it would live, grow, and reflect His glory, just as He had planned.

As part of His plans for this world, God created people each with a mind to think and a will to act. They would use these to make their own decisions, every day of their life. Yet in God's mysterious and mighty way, before even the first people were created, He had already perfectly woven His good plans into all that they would choose to think and do.

God's plans would never fail. Not even the sin and suffering that would come into the world would ruin God's good plans for His creation. God would use even these terrible things to display His great love for His people by sending His Son Jesus to save them. God's people--people from every nation and language on earth--would all choose to love and obey Him, just as He had planned. Not a one would be lost. God, Himself, by the great power of His Spirit, would make sure that these good things would happen.

There is much about God's plans we cannot understand because God is so much greater and wiser than we are. That's why God tells us not to lean on our own understanding of things, but trust in Him instead. When we remember God's perfect faithfulness in the past and His promises for the future, we can rejoice that whatever happens. It is always, only, a part of His completely good, unfailing plan.

### **Understanding the Bible Truth**

1. Did God create people and the universe because He was bored or lonely? Why or why not? *God did not create them because He was bored or lonely. God the Father, Son and Holy Spirit have always been perfectly happy, enjoying each other in perfect fellowship.*
2. Why did God make the universe? *For His own pleasure, as a display of His glory. For us to enjoy.*
3. How do all things praise and glorify the LORD? *By being little pictures of what He is like.*
4. What is special about how people can praise and glorify God? *God made them in His own image. Of all the earthly creatures, they alone can see how God's creations reflect the great way He is and praise Him for it.*
5. Why did God place people in His creation? *To enjoy creation and to enjoy God. And, for the pleasure of praising and glorifying God even more, by what God's creations shows them about Him.*
6. Why would it be selfish for us to do things for our own glory, but good for God to do things for His own glory? *We are just creatures. We were never meant to be worshiped or glorified for what we do. We can accept people's encourage when we do a good job, but we know that everything talent we have, every good thing we do is a gift that God has given us. In the end, God should be praised for the good things we do. But God is different. He is the like no one else. He is completely good and loving. He is far wiser and far more powerful than anyone else. No one helps Him do what He does. It is right for Him to do things for His own pleasure and for the praise of His name because He is God. It would be wrong for Him NOT to seek His own glory or pleasure.*

### **Bible Truth Story Connection Questions**

1. What does our story have to do with our Bible Truth? *Mary Reed did not despair when she found out she had leprosy. She saw that it was part of God's good plan to tell the lepers about Jesus.*

### **Bible Verse Connection Question**

1. What does our Bible Truth have to do with our **Bible Verse: Psalm 33:11**: "The plans of the LORD stand firm forever, the purposes of his heart through all generations."?  
*This verse reminds us that God's plans never change. It reminds us that His purposes come from His heart, which is perfectly wise and completely good. And that these wonderful plans of His will all take place, without fail, throughout all of time.*



**Life Application Questions**

1. How can God's people today be comforted when they go through hard things that they don't understand? *They can remember that everything they go through is part of God's good and unfailing plans for creation. They can remember that even if they don't understand why they are going through it, that God does and is working good through it.*
2. How can we become God's people and be comforted by God's good and unfailing plans? *By turning from our sins, confessing them to God and trusting in Jesus as our own Savior.*

**ACTS Questions**

1. What is something we can praise God for from this Bible Truth? *Praise God for being so good, wise and powerful, that His plans will come about without fail.*
2. What is something we can confess to God from this Bible Truth? *That while God's plans are good and unfailing, many times we don't want to follow them. We want to do things our own way. Or, we doubt that His plans really are good. We need a Savior!*
3. What is something we can thank God for from this Bible Truth? *For weaving His good, unfailing plans into everything that happens in this world--even the sadness things that happen. We can thank God for sending Jesus to even turn death to life, for all of God's people, when He died on the cross to pay for their sins.*
4. What is something we can ask God for from this Bible Truth? *We can ask God to work in our hearts that we would turn away from disobeying Him and trust in Jesus as our own Savior. We can ask God to help us to keep on trusting in His good, unfailing plans, even when things don't make sense to us. And, we can ask God to use us to help bring about His wonderful plans.*

**The Gospel**

1. From before the beginning, God made saving sinful people a part of His good, unfailing plans. How did He do this? What is the gospel?  
*Yes, there is! God is the good Creator and King of the world. He made people to worship Him and live by His good laws. But we are all sinners who've rebelled against Him. We all deserve death--God's just, eternal punishment for our sins. How terrible! But God has good news for us. In His great mercy, God sent His Son, Jesus to earth as a man to save sinners. He lived the perfect life that pleases God. (He's the only one who's ever done that!) He offered it up to God His Father as the perfect sacrifice for sins when He suffered and died on the cross. Then, on the third day, Jesus rose from the dead in victory. He had fully paid for the sins of God's people, so they wouldn't have to! Now all who turn away from their sins and trust in Jesus as their Savior will receive forgiveness of sins and eternal life with God. They will be His very own special people who will know Him and enjoy Him forever. We can be God's people, too, if we turn from our sins and trust in Jesus as our own Savior.*

## Game: Squirrel and Nut

### Materials

Marble

Chairs

Bible Truth Questions

### Preparing the Game

1. Choose 20+ questions for your game from the Bible Truth Discussion Questions, or make up your own.
2. Write the Bible Truth questions on small thin strips of paper (or make a photocopy of the Bible Truth Discussion Questions and simply cut them into strips) and put them in the bag/bowl.

### Playing the Game

Have children seated in chairs in a circle, with their heads down and their eyes closed. "It" is in the middle and is holding the marble. He walks around quietly and chooses someone's lap to drop the marble into. The person who receives the marble jumps up and chases "It" around the circle and tries to tag "It" before "It" gets to the chair and sits down. Either the tagged old "It" or the new "It" gets to choose a question from the bag for the class to answer. Play continues after the question is answered. Be careful about running on slick floors! You may want to ask the children to walking rapidly instead.

Game continues as number of questions, time, and attention span allow.

### Optional TAKING IT TO OTHERS Activity: Quiz Questions

Have the children choose a few of the questions from the game to ask the parents/other children during TAKING IT TO OTHERS time. Help pre-readers by whispering the question in their ear and letting them ask it aloud to the parents/other children. Make sure you read the Bible verse aloud before you ask your questions.

Directions:

1. Write words to song in large print before class.
2. Play the song for the children, helping them follow along on the song sheet.
3. Discuss the song, using a few questions from the discussion sheet. *Don't use them all!*
4. Introduce sign language for key words of your choice from sign language sheet for your song. Use as few or as many as you think the children can learn.
5. Sing and sign the song. Sign language as well as large format lyrics and sheet music are found in the PFI Unit Songbook or online.
6. If desired, play the Song Game.

**Optional TAKING IT TO OTHERS Activity: Presenting and Singing the Song**

1. Sing and sign the song, encouraging the watching children/parents to join in.
2. Ask the class some of the questions listed below. The Bible Truth Connection Question is particularly good to help them understand how the song ties in with the Bible Truth.

**He Leadeth Me**

**Verse 2**

Sometimes 'mid scenes of deepest gloom,  
Sometimes where Eden's bowers bloom,  
By waters still, o'er troubled sea,  
Still 'tis His hand that leadeth me!

**Verse 3**

Lord, I would clasp Thy hand in mine,  
Nor ever murmur nor repine;  
Content, whatever lot I see,  
Since 'tis Thy hand that leadeth me! *Refrain*

**Refrain**

He leadeth me, He leadeth me,  
By His own hand He leadeth me;  
His faithful foll'wer I would be,

Listen to it on PFI NIV Songs 5, Tracks 15,16

**Understanding the Song**

1. What does "Sometimes 'mid scenes of deepest gloom, Sometimes when Eden's bowers bloom" mean?  
*During really sad, difficult times or during days filled with so much happiness that they seem like the wonderful days in the Garden of Eden before there was any sin or suffering. (The blooming bowers of Eden is a reference to all the beauty of the flowering plants of the Garden of Eden. The songwriter uses this as a reference to life before sin entered the world.)*
2. When is God leading the person singing the song? *Whatever he does, wherever he is; whether he is enduring suffering and hardship or enjoying wonderful blessings, he knows that God is leading him.*
3. What does it mean that God leads him by His own hand? *Not that God actually holds His hand, but that He is with him guiding him through everything he goes through each day.*
4. What is a faithful follower of God like? *He loves God and obeys Him, with God's help.*
5. What gives the singer confidence that he will be God's faithful follower? *He knows that he is not leading himself through all of life, but that God is leading him and helping him every day.*
6. What does it mean to 'murmur' and 'repine'? *To murmur is to complain; to repine is to be unhappy that you don't have something you want.*
7. What is a 'lot'? *What a person's life is like; what he goes through each day.*
8. Why will the singer of the song be content 'whatever lot he sees'? *He knows his lot in life is what God has planned for him, and God's plans are only good and unailing. Even if he can't understand why his life is the way it is, he still trusts that God is completely wise and His plans are completely good.*
9. Why does he choose to trust God rather than just what he himself sees and feels? *Because he know God is so much wiser and greater than him that he could not possibly understand many of the good things God has planned for him.*

**Bible Truth Connection Question**

1. How does this song relate to our **Bible Truth: God's Plans for His Creation Are Good and Unailing**? *God's people know God's plans are good and unailing. As His people, they know He is always leading them through life, fulfilling His good plans for them. Whether it is something hard or sad or enjoyable and happy, it is all a part of God's good plans. That is why they can be content, no matter what happens.*

**Story Connection**

1. How does this song relate to our story? *Mary Reed did not murmur or repine when she found out that she had leprosy. She knew that it was by God's own hand, His good plans that He had let her have this disease. He was leading her to answer her own prayers to send someone to help the lepers and tell them about Jesus.*

**Bible Verse Connection Question**

1. What does this hymn have to do with our **Bible Verse: Psalm 33:11**: "The plans of the LORD stand firm forever, the purposes of his heart through all generations."?

*God's people know that even in "scenes of deepest gloom" (hard or sad times) that God's plans stand firm. They do not need to murmur or repine (complain or stay sad) because the Lord is leading them. His plans are good and they are unfailing. God's people can be content because they know that His plans will succeed and one day they will see just what great things He was doing, even through their hardest or saddest of days.*

**Life Application Questions**

1. How can God's people be affected by the message of this song? *They can praise God for leading them with His good and unfailing plans. They can ask Him to help them not to complain or long for something different than what is His good plan, but to trust in Him and His good plans.*

2. What is the best first step do we need to take if we want to be a faithful follower of God? *That God would work in our hearts that we might turn from our sins and trust Jesus as our Savior. We can ask Him to work in our hearts that we would be His faithful follower all our lives.*

**ACTS Questions**

1. What is something we can praise God for from this hymn? *Praise God for being faithful to always lead His people according to His good and unfailing plans.*

2. What are sins we can confess to God from this hymn? *That many times we do not trust God to lead us. We choose to do things our own way, which seems better. We deserve His punishment! We need a Savior!*

3. What is something we can thank God for from this hymn?

*We can thank God that we can always depend on Him to lead us, even in the hardest times, when we turn from our sins and trust in Jesus as our Savior.*

4. What is something we can ask God for from this hymn? *To help us be grateful for His care shown in all His beautiful creations; and to see Him and worship Him as we look at everything He has made.*

**Gospel Question**

1. God's people can sing this song and trust God to lead them according to His good and unfailing plans. Why? Because of all He had done already for them through Jesus, as part of His good and unfailing plan? Can you tell me what He's done through Jesus? What is the gospel?

*God is the good Creator and King of the world. He made people to worship Him and live by His good laws. But we are all sinners who have rebelled against Him. We all deserve death--God's just, eternal punishment for our sins. How terrible! But God has good news for us. In His great mercy, God sent His Son Jesus to earth to save sinners. Yes, Jesus, the perfect Son of God, left His home in heaven and became a man. He lived the perfect life that pleases God. (He's the only one who has ever done that!) He offered it up to God His Father as the perfect sacrifice for sins when He suffered and died on the cross. Then, on the third day, Jesus rose from the dead in victory. He had fully paid for the sins of God's people, so they wouldn't have to! Now all who turn away from their sins and trust in Jesus as their Savior will receive forgiveness of sins and eternal life with God. They will be His very own special people who will know Him and enjoy Him forever. We can be God's people, too, if we turn from our sins and trust in Jesus as our own Savior.*

## **Song Game: Word Take Away**

### **Materials**

Sign Language signs used in song, particularly choose words with important meanings you want the children to learn, such as “grace”, “redeem”, etc. Bag or bowl

### **Preparing the Game**

1. Cut out signs and put in bowl.

### **Playing the Game**

1. Practice the song and signs until the children know them well. Then put all the signs we’ve learned in this bag/ bowl and mix them up.
2. Ask one of the children to choose a sign, but not show it to anyone...but you, if they need some help.
3. Ask the child to do the sign for the rest of the children and see if the other children can guess which one it is. Do the sign with the child, if desired.
4. When the children guess the sign, ask them the meaning of the word. If no one guesses the sign, put it back in the bowl to be picked again.
5. Choose another child to pick a new sign from the bag and continue.

NOTE: You might want to sing the song after you do each word or couple of words.

Game continues as number of questions, time, and attention span allow.

choose a FEW questions for discussion, then choose the game and/or music activity

**Meditation Version: Psalm 33:11**

*“The plans of the LORD stand firm forever, the purposes of his heart through all generations.”*

**Understanding the Bible Verse**

1. What are plans? *What someone intends to do.*
2. What are the plans of the LORD? *What He intends to do.*
3. What does it mean for the LORD’s plans to stand firm? *God’s ways are never wrong. His plans will never fail. Nothing will ever stop God from doing all of His good will! It is always best for us to obey what He tells us to do. Nothing will ever overcome His plans. No one will ever understand the world or our lives better than Him.*
4. How long will the LORD’s plans stand firm? *Forever. There will never be a time when God’s good plans will fail.*
5. Will suffering and sin be able to spoil God’s good plans? *No. God’s plans stand firm. Even though many times we do not understand how, His good plans will always triumph through suffering and sin, just as they did when Jesus died on the cross.*
6. What are the purposes of the LORD’s heart? *The LORD is only perfectly good and wise. The purposes of His heart are only good and wise, too.*
7. What is a generation? *All the people of about the same age. Your parents are one generation; your grandparents are another. You, your brothers and sisters, and your friends are one generation.*
8. What does it mean for the plans of God’s heart to stand through all generations?  
*From the very first people, to their children, their grandchildren, and so on and so on....all the way down to your parents, you and your friends, the children you will have one day....all the way through all of time...to the very last person who is born and lives on earth....everything God has planned will happen, just as He planned it to, full of His goodness and greatness.*

**Bible Truth Connection Question**

1. What does this verse have to do with the **Bible Truth: God’s Plans for His Creation Are Good and Unfailing?** *God’s plans for His creation are unfailing throughout all of history; and that they are as good as His perfectly good and wise heart.*

**Story Connection Questions**

1. How does this verse relate to our story? *Mary Reed did not think that her leprosy was an accident, but was part of God’s unfailing plans that stood firm for all time, through all generations. She knew that He was gathering a people from every people and language and that included those lepers. Her leprosy would be used by God to tell these lepers about Jesus that they might be His people, too.*

**Life Application Questions**

1. How is it encouraging to His people to know that the LORD’s plans stand firm? *They know that no matter what they face—no matter how difficult or difficult to understand—that the LORD has woven His good, unfailing plan into it. They can trust Him and rejoice in Him.*
2. How can we become God’s people? *By turning from our sins, confessing them to God and trusting in Jesus as our own Savior.*

**ACTS Questions**

1. What is something we can praise God for from this Bible Verse? *Praise God for being the Maker of good and unfailing plans for all of His creation.*
2. What is something we can confess to God from this Bible Verse? *Confess that often we grumble against His plans for our lives, instead of praising Him for them. He rebel against them in what we think, say and do. We want to do things our own way. We need a Savior!*
3. What is something we can thank God for from this Bible Verse? *Thank God for specific parts of His good plan that He has shown us, either through the Bible or through our lives.*
4. What is something we can ask God for from this Bible Verse? *Ask God to work in our hearts, helping us to turn away from our sins and trust in Jesus as our Savior. Ask Him to help us to trust Him and praise Him for His good plans, even when they include suffering or other hard things we do not understand or like. We can ask Him to fulfill all His good plans in us and in the world around us.*

**The Gospel**

1. What is the greatest, most amazing plan of the LORD that He has had for His sinful people, from even before the creation of the world? What is the gospel?

*God is the good Creator and King of the world. He made people to worship Him and live by His good laws. But we are all sinners who have rebelled against Him. We all deserve death--God's just, eternal punishment for our sins. How terrible! But God has good news for us. In His great mercy, God sent His Son Jesus to earth to save sinners. Yes, Jesus, the perfect Son of God, left His home in heaven and became a man. He lived the perfect life that pleases God. (He's the only one who has ever done that!) He offered it up to God His Father as the perfect sacrifice for sins when He suffered and died on the cross. Then, on the third day, Jesus rose from the dead in victory. He had fully paid for the sins of God's people, so they wouldn't have to! Now all who turn away from their sins and trust in Jesus as their Savior will receive forgiveness of sins and eternal life with God. They will be His very own special people who will know Him and enjoy Him forever. We can be God's people, too, if we turn from our sins and trust in Jesus as our own Savior.*



## Game: Protectors

### Materials

Bible verse written up in large print so that all can see  
 One paper cup for each student  
 2 manila folders or 4 empty paper towel tube Masking tape  
 Foam or other soft-surfaced balls, ideally one for every child.

Team A Invaders (rest of team)

X X X X X Team A Cups

Team A Protectors (1 or 2 children)

Team B Protectors (1 or 2 children)

X X X X X Team B Cups

Team B Invaders (rest of team)

### Preparing the Game

1. Use the masking tape to make X's to show placement for each team's cups.
2. Cut manila folder along seam into 2 sheets. Roll up each sheet along the short side and tape seam.

### Learning the Verse

Some or all of your children may be non- or early readers. Teach the verse in sections, having them say it after you. Repeat a few times. Add clapping or other movement as they say it.

### Directions

1. If desired, lead the children in a discussion of a **FEW** of the most important questions before beginning game.
2. Explain the game to them as follows:

Divide the children into two teams. Have the children on both teams set up their cups on the X's. Designate one or two children from each team to be the "Protectors" for their team's cups. These children will stand in front of their team's cups and ward off invading balls that the other team is ROLLING (not throwing) to knock down their cups. Arm each protector with one or two of the manila envelope/paper towel tubes. Have all the other of Team A and B stand back behind their team's cups. Give them the foam balls to ROLL at the other team's cups. Play begins as everyone says the verse together. When you say "go" both teams begin rolling and protecting the cups until you tell them to stop, gathering up the balls and rolling them back at the other team's cup when they come their direction. Allow 30 seconds or a 1 minute for each round. Maybe longer if the protectors are particularly good or the invaders are particularly unsuccessful at knocking down the cups. The number of cups knocked down are the number of points each team gets for the round. If desired, you can have each team say the verse to earn the points. Otherwise, set up the cups again, designate new protectors and have everyone say the verse. When you say "go", children begin Round 2 of rolling and protecting.

Game continues as time and attention span allow.

### Non-competitive Option

This game is difficult to do completely non-competitively. You can choose to not keep track of points.

### Optional **TAKING IT TO OTHERS** Activity: Quiz Questions

Have the children choose a few of the questions from the game to ask the parents/other children during **TAKING IT TO OTHERS** time. Help pre-readers by whispering the question in their ear and letting them ask it aloud to the parents/other children. Make sure you read the Bible verse aloud before you ask your questions.

Directions:

1. Write words to song in large print before class.
2. Play the song for the children, helping them follow along on the song sheet.
3. Discuss the song, using a few questions from the discussion sheet. *Don't use them all!*
4. Introduce sign language for key words of your choice from sign language sheet for your song. Use as few or as many as you think the children can learn.
5. Sing and sign the song. Sign language as well as large format lyrics and sheet music are found in the PFI Unit Songbook or online.
6. If desired, play the Song Game.

**Optional TAKING IT TO OTHERS Activity: Presenting and Singing the Song**

1. Sing and sign the song, encouraging the watching children/parents to join in.
2. Ask the class some of the questions listed below. The Bible Truth Connection Question is particularly good to help them understand how the song ties in with the Bible Truth.

**The Plans of the Lord**

Listen to it on PFI NIV Songs 5, Track 18

The plans of the Lord stand firm forever;  
 The purposes of His heart through all generations;  
 His plans stand firm forever,  
 The purposes of His heart through all generations;  
 The plans of the Lord stand firm forever;  
 The purposes of His heart through all generations.  
 Psalm Thirty-three, verse eleven.

## Song Game: Big Voice, Little Voice

### Materials

Sign Language signs used in song, particularly choose words with important meanings you want the children to learn, such as "grace", "redeem", etc. Bag or bowl  
 Blindfold

### Preparing the Game

1. Cut out signs and put in bowl.

### Playing the Game

1. Practice the song and signs until the children know them well.
2. Have all the children stand in a tight circle, except one, "It," who will stand in the middle of the circle, blindfolded.
3. Have the children in the circle to put their hands behind their backs. Choose a sign from the bag and hand to a child in the circle, still keeping hands behind their backs, not looking at the sign.
4. When "It" says "Pass the Secret Sign", the children will begin to pass the sign around behind their backs.
5. When "It" says "Stop the Passing!" the child who has the sign freezes with the sign behind his back.
6. The child with the sign brings it around and looks at it. You can help the child practice the sign.
7. Then take the blindfold off of "It", watch the child with the card do the sign, then have "It" guess the name of the sign. (If desired, "It" can ask another child in the circle for help with their guess.)
8. The holder of the sign then becomes "It." Sing the song with all the signs, then repeat.

**STORY REVIEW**

Directions: Read and discuss Bible Truth, using a FEW of the questions. Play game. Feel free to modify the game to fit your children.

**General Story Questions**

1. Why was Mary Reed sick in bed? *She worked too hard for too long in zenanas in Cawmpore.*
2. Why did she come to the Himalayas? *The good, clean, fresh air would help her get better.*
3. What terrible secret did she find out that the beautiful Himalaya Mountains held? *500+ lepers that had been forced to live out on their own with no help.*
4. Why didn't the people take care of the lepers? *Leprosy was so contagious and there was no cure. They knew that was the only way to keep others from getting it.*
5. What did Mary want to do for the lepers? Why didn't she do it? *She wanted to help them and tell them about Jesus. She didn't help them because she knew they wouldn't let her get close to them. Also, she knew she needed to go back to the zenanas in Cawmpore.*
6. What did she do for the lepers, even though she went back to Cawmpore? *She never forgot them, but kept praying that God would send someone to help them.*
7. What were the zenanas like? *Private, separate part of a house, where no men other than those in the family could go. Sometimes luxurious, but usually very poor and dirty.*
8. Why was it so important for women like Mary to go to the zenanas? *It was the only way for these women to hear about Jesus, since they were not allowed out in public.*
9. Why did Mary go down to the Ganges River? *The women were allowed to go there and to the Temple. She could tell them about Jesus there, too.*
10. Why did Mary leave Cawmpore and go to America? *She got too sick to keep working.*
11. What disease did Mary figure out she had? *Leprosy.*
12. Why did Mary praise God for her leprosy? *At last she knew she could go help the lepers.*
13. What did she tell the lepers in Pithoragarh when she went back? *She told them about the Chandag Asylum where they could get help and about the good news of Jesus.*
14. Why do you think Mary stayed and worked so long among the lepers, even though she had to suffer with her own leprosy? *God gave her strength to keep enduring her own illness. He also encouraged her that this was His plan to bring many lepers to become His people.*

**Bible Truth Connection Questions**

1. What does this story have to do with our **Bible Truth: God's Plans for His Creation Are Good and Unfailing?** *Mary Reed knew that everything in her life was part of God's good and unfailing plans. She had courage and took joy in things that many others would be afraid about or be sad about because she knew she was doing what He wanted her to do...and He was using her to tell others about Him.*

**Bible Verse Connection Question**

1. What does the story have to do with our **Bible Verse: Psalm 33:11:** "The counsel of the LORD stands forever, the plans of his heart to all generations."? *Mary Reed did not think that her leprosy was an accident, but was part of God's unfailing plans that stood firm for all time, through all generations. She knew that He was gathering a people from every people and language and that included those lepers. Her leprosy would be used by God to tell these lepers about Jesus that they might be His people, too.*

**Life Application Questions**

1. What is something difficult that God's people today have to face and how might the LORD use that as part of His good and unfailing plans? *No matter how the children answer, you can reassure them that God promises to comfort God's people and to use their trials and to be a comfort one day to others. You can also remind them that God promises to use even every hard thing His people go through to make them more like Jesus and more ready for their wonderful home in heaven.*
2. How can we become God's people? *By turning from our sins, confessing them to God and trusting in Jesus as our own Savior.*

**The Gospel**

1. What was the good news about Jesus that the disciples learned from the Bible? What is the gospel?  
*God is the good Creator and King of the world. He made people to worship Him and live by His good laws. But we are all sinners who have rebelled against Him. We all deserve death--God's just, eternal punishment for our sins. How terrible! But God has good news for us. In His great mercy, God sent His Son Jesus to earth to save sinners. Yes, Jesus, the perfect Son of God, left His home in heaven and became a man. He lived the perfect life that pleases God. (He's the only one who has ever done that!) He offered it up to God His Father as the perfect sacrifice for sins when He suffered and died on the cross. Then, on the third day, Jesus rose from the dead in victory. He had fully paid for the sins of God's people, so they wouldn't have to! Now all who turn away from their sins and trust in Jesus as their Savior will receive forgiveness of sins and eternal life with God. They will be His very own special people who will know Him and enjoy Him forever. We can be God's people, too, if we turn from our sins and trust in Jesus as our own Savior.*

## Game: Stepping Stones

### Materials

10 Carpet Squares or Different Colored Construction Paper  
Paper and Marker  
Masking Tape  
Small paper bag or basket  
Story Review Questions  
Optional: CD player and music, Game "Pennies" to differentiate the teams

### Preparing the Game

1. Choose 20+ questions for your game from the Story Review Discussion Questions, or make up your own.
2. Tape numbers on the carpet squares or make "squares" out of construction paper. Place the squares in random order on the floor, not more than 2 feet apart. (so that they can jump from stone to stone: see diagram) Write the numbers 1-10 on separate, small pieces of paper and place in bag/basket.

### Playing the Game

Divide the children into two teams. Tell the children that the players from both Team A and Team B are to jump from "stone to stone" until you call "time." (You could also play the music and they freeze when the music stops.) At that point, everyone is to freeze on their stepping stone. The leader then draws a number out of the bag/basket and then asks a Story Review question to the child/children on that stone. If he/they answer it correctly, he/ they each win two points for their team. Play then resumes again.

Game continues as number of questions, time, and attention span allow. The team with the most points at the end wins.

### Non-competitive Option

Don't split into teams. Simply play the game, having the children at whatever numbered stone is chosen answer the question.

### Optional TAKING IT TO OTHERS Activity: Quiz Questions

Have the children choose a few of the questions from the game to ask the parents/other children during TAKING IT TO OTHERS time. Help pre-readers by whispering the question in their ear and letting them ask it aloud to the parents/other children.

**CASE REPLAY ACTIVITIES**

Use this guide to review the Case Story and act it out for others to enjoy!

**CASE REPLAY, JR: YOUNGEST CHILDREN**

**Description:** The children will act out the story together, everyone doing the same action/sound effect at the same time. This activity is most suitable for kindergarteners.

**Materials**

The Case RePlay, Jr. script for younger children

**Preparation**

1. Read through the script and write in the blanks along the side possible actions/sound effects the children could do to act it out.

**Instructions**

1. Tell the children that they will be re-enacting the story together as you tell it.
2. As you read the script, lead the children in actions/sound effects to do with you.
3. If desired, you can read the script and stop at certain sentences and ask them what a good action/sound effect would be to act out what you just read.
4. Repeat the re-enactment one or two times more.

**CASE REPLAY, SR: OLDER CHILDREN**

**Description:** The children act out the story as a three-scene play. You will narrate it using the Case RePlay, Sr. script and they will act it out (no spoken words, for the most part), with each child assuming a different character's role. This activity is most suitable for first grade and up. You will review the story, then practice it a few times before performing it for others.

**Materials**

The Case RePlay, Sr. script  
White board or other large format paper  
Costumes and props

**Preparation**

1. Prepare for the play by choosing costumes and props for each character in the story. Decorate the area with any scenery props.
2. Write the words "Beginning," "Middle," "End" on a large piece of paper/whiteboard with plenty of space under each heading. You will use this paper to help the children think about the story as a three-scene play, as it is presented in the script.

**Instructions**

1. Tell the children that they will get to act out the story as a three-scene play, with a beginning, middle and end section. Tell them that before they can act it out, they need to think it out. as you narrate it with your script.
2. Take the children's answers as they recount the story, helping them put key incidents in the right order.
3. If desired, when they have filled in their Beginning, Middle, End, read through your whole (real) script, so they hear exactly what you will have them act out.
4. Then tell the children that it's time to practice acting out the story.
5. Assign parts to each child. If you are using costumes, do NOT give them out at this point. They will be a distraction.
6. Have all the children sit on the floor or in chairs on one side of the "stage," then call the characters up in place as their part in the story comes.
7. As you read the script, guide the children in where you want them to move or do to act it out.
8. After going through the whole script once, give out any costumes and props and act out the script once or twice more.

**Optional TAKING IT TO OTHERS Activity: Re-enacting the Story**

Read the script as the children act out together (younger) or assuming different roles (older) as the other children or the parents watch.

**CASE REPLAY, JR--YOUNGER KIDS (KINDERGARTEN) P.2**

Welcome to our play! The name of our story is called: The Case of the Sickness that Brought Life.

Our story takes place in the late 1800's in India and in America.

And now we present: "The Case of the Sickness that Brought Life."

**Scene 1:**

High up in the Himalaya Mountains, Mary Reed lay in her bed, sick and exhausted. She had been sharing the gospel with the Indian women who lived in zenanas in Cawmpore. At last, all the hard work in the terrible conditions had made her sick. The fresh mountain air was healing. As Mary got better, she began to explore Pithoragarh. She found there were 500+ lepers hiding in the mountains. Mary wanted to tell them about Jesus, but they wouldn't let her get near them because of their leprosy. So Mary returned to work in the zenanas in Cawmpore, but kept on praying that God would send someone to help the lepers and tell them about Jesus.

**Actions:**

---

---

---

---

---

**Scene 2:**

Mary began working just as hard as she had before. She visited the zenanas each day, teaching the women, tending to their medical needs, and telling them about Jesus. Some of the women received her message with joy and became Christians. Others would not even talk to her. Mary also went down to the Ganges River where the women went to bath in its waters, which they believed could heal them of illness. Mary told them about Jesus. Some listened, but others mocked her. Mary was very busy, but she never forgot to pray for the lepers. After four more years in Cawmpore, Mary got sick again. This time she was so sick that she had to go home to family and friends in America. At first the doctors couldn't figure out what is wrong with her; but, then when open sores begin to appear on her, they realized that she had leprosy.

---

---

---

---

---

**Scene 3**

Instead of only despairing that she will never again be able to live around family and friends because of her leprosy, Mary saw her leprosy as part of God's good plan for her life. Now she could go tell the lepers about Jesus. Mary tells only the doctors and her father about her leprosy. She makes contact with the London Mission to Lepers, who put her in charge of the Chandag Asylum for Lepers, up in the Himalaya Mountains not too far from Pithorogarh. Mary says goodbye to her family and goes back to Pithorogarh. She finds the lepers hiding in the mountains and tells them that she has come to help them. She tells them about the Chandag Asylum. For the next 52 years, Mary cared for the lepers. She gave them food, shelter, dressing their wounds and telling them about Jesus, even while suffering from leprosy, herself. Many lepers heard the good news of Jesus and became Christians. Mary was overjoyed that God had woven her into His plan to bring salvation to the lepers.

---

---

---

---

---

**Bible Truth Tie-In:**

The Bible Truth we are learning is: **God's Plans for His Creation Are Good and Unfailing.** Mary Reed did not despair when she found out she had leprosy. She saw that it was part of God's good plan to tell the lepers about Jesus.

---

---

---

---

---



## **CASE REPLAY, SR--OLDER KIDS (1ST GRADE AND UP) P.3**

Welcome to our play! The name of our story is called: The Case of the Sickness that Brought Life.

Our story takes place in the late 1800's in India and in America.

The characters in our story are: Mary Reed, Indian women, lepers, doctors, her family and friends.

And now we present: "The Case of the Sickness that Brought Life."

### **Scene 1: (Beginning)**

High up in the Himalaya Mountains, Mary Reed lay in her bed, sick and exhausted. She had been sharing the gospel with the Indian women who lived in zenanas in Cawmpore. At last, all the hard work in the terrible conditions had made her sick. The fresh mountain air was healing. As Mary got better, she began to explore Pithoragarh. She found there were 500+ lepers hiding in the mountains. Mary wanted to tell them about Jesus, but they wouldn't let her get near them because of their leprosy. So Mary returned to work in the zenanas in Cawmpore, but kept on praying that God would send someone to help the lepers and tell them about Jesus.

### **Scene 2: (Middle)**

Mary began working just as hard as she had before. She visited the zenanas each day, teaching the women, tending to their medical needs, and telling them about Jesus. Some of the women received her message with joy and became Christians. Others would not even talk to her. Mary also went down to the Ganges River where the women went to bath in its waters, which they believed could heal them of illness. Mary told them about Jesus. Some listened, but others mocked her. Mary was very busy, but she never forgot to pray for the lepers. After four more years in Cawmpore, Mary got sick again. This time she was so sick that she had to go home to family and friends in America. At first the doctors couldn't figure out what is wrong with her; but, then when open sores began to appear on her, they realized that she had leprosy.

### **Scene 3: (End)**

Instead of only despairing that she will never again be able to live around family and friends because of her leprosy, Mary saw her leprosy as part of God's good plan for her life. Now she could go tell the lepers about Jesus. Mary tells only the doctors and her father about her leprosy. She makes contact with the London Mission to Lepers, who put her in charge of the Chandag Asylum for Lepers, up in the Himalaya Mountains not too far from Pithoragarh. Mary says goodbye to her family and goes back to Pithoragarh. She finds the lepers hiding in the mountains and tells them that she has come to help them. She tells them about the Chandag Asylum. For the next 52 years, Mary cared for the lepers. She gave them food, shelter, dressing their wounds and telling them about Jesus, even while suffering from leprosy, herself. Many lepers heard the good news of Jesus and became Christians. Mary was overjoyed that God had woven her into His plan to bring salvation to the lepers.

### **Bible Truth Tie-In:**

The Bible Truth we are learning is: **God's Plans for His Creation Are Good and Unfailing.** Mary Reed did not despair when she found out she had leprosy. She saw that it was part of God's good plan to tell the lepers about Jesus.

## **Praising God for Her Leprosy**

### **Description**

Children will make a puppet of Mary Reed out of a tube sock with hands that can touch her face, pray and praise God.

### **Materials**

1 Tube sock per child

1 Rubber band per child

Markers

If desired, felt/fabric scraps, jiggly eyes, yarn, craft glue, scissors

### **Preparing the Craft**

1. Tie a knot in the toe end of the wrong side of the tube sock, then turn sock right side out. This will be the puppet's head.
2. Wrap the rubber band fairly tightly at base of head.
3. Cut out a hole on each side where the child's fingers will stick through as Mary Reed's arms.
4. Lay out any optional craft supplies with which to decorate Mary Reed.

### **Making the Craft**

1. Show the sample of the craft you have made.
2. Older children can complete steps 2-3 from "Preparing the Craft" section.
3. Decorate Mary Reed using the markers or other craft supplies. Use a red marker or felt to add leprous spots to her face (and/or their fingers, which will act as her arms).
4. Have children stick their middle finger past the rubber band and into the sock head. Have them use their ring finger and their pointer finger as Mary Reed's arms by sticking them through the arm holes. They can act out her praying to God for someone to help the lepers, feeling the spots on her face, and praising God for sending her to them, etc.

### **Making a Bible Truth Connection**

Once the children have settled into their craft, use the Bible Truth- Craft Connection Sheet to lead discussion about the craft. Note that most of these questions echo the questions on the case board, providing a review of what the children learned earlier.

### **Optional TAKING IT TO OTHERS Activity: Craft Presentation**

If you are presenting the craft to other children or parents the children can hold up their crafts (or your model craft) and read their Bible Truth Connection answers to explain the importance of the craft.

**CASE CRAFT****Discussion Guide****Instructions:**

As the children are settled into making their craft, ask them these questions to help them understand the craft's significance. Use the answers provided to guide the children's answers.

**Discussion Questions**

1. Where did Mary Reed go the second time she got sick? *Home to America.*
2. What disease did the doctors figure out she had? *Leprosy.*
3. How did she react to hearing she had leprosy? Why? *She was both sad and praised God, too. She was sad to leave her family and friends for the rest of her life, but she was happy that God had made the way for her to tell the lepers about Jesus.*
4. What is Bible Truth that we are learning? *God's Plans for His Creation Are Good and Unfailing.*
5. What does our craft have to do with our Bible Truth: God's Plans for His Creation Are Good and Unfailing?  
*Mary Reed knew that her leprosy would mean painful suffering, but she rejoiced that God intended to use it for His good and unfailing plans to tell the lepers about Jesus.*
6. What can our craft help us remember?  
*God's people do not have to fear even the worst things that happen to them. God promises that even those things He has woven into His good and unfailing plans.*

**TAKING IT TO OTHERS****Craft Presentation****Instructions:**

Have children hold up your model craft/their crafts. Choose five children (or you say) the five sections below to explain the craft's importance.

**Presentation:**

1. Our craft is: Praising God for Her Leprosy.
2. At home in America, Mary Reed was not just sad, but actually praised God for her leprosy, because she knew He had chosen her to bring the good news of Jesus to the lepers, as she had prayed for so long.
3. Our Bible Truth is: God's Plans for His Creation Are Good and Unfailing.
4. Mary Reed knew that her leprosy would mean painful suffering, but she rejoiced that God intended to use it for His good and unfailing plans to tell the lepers about Jesus.
5. Our craft can help us remember that God's people do not have to fear even the worst things that happen to them. God promises that even those things He has woven into His good and unfailing plans.

Note: Even non-readers can participate in presenting the craft, if you will whisper what they are to say in their ear and let them say it aloud for the others to hear.

**BEFORE CLASS:****1. PICK YOUR PERSON**

VIPPs can be anyone in your church! Typically, they fall into 6 categories: Church staff, Elders, Deacons/deaconesses, Special Volunteers (people who aren't paid, but spend a lot of time helping out in particular ways), Supported Workers (a.k.a. missionaries), and Church Members.

**2. GATHER YOUR FACTS**

Use the VIPP Information Sheet to write down the facts about your VIPP. The information on this worksheet is used in the VIPP activities, listed in the "Choose an Activity" section below.

**DURING THE ACTIVITY:****1. INTRODUCE YOUR VIPP**

Introduce your VIPP to the children, using the VIPP Information Sheet. Fill in a set of VIPP Clue Cards with the information for your VIPP. If desired, you can even have the actual person come into class for the children to meet.

Need help describing what someone does for the church in a kid-friendly way? Click on the list of common VIPPs and how to describe what they do to kids. See if your VIPP is one of these. It may save you some time.

**2. PRAY!**

Lead the children in praying for the VIPP. Ask the children if they would like to pray for one of the VIPPs prayer requests. Even non-readers can pray for the VIPP if you whisper the prayer request in their ear, then let them say it aloud. Never force a child to pray!

**3. CHOOSE AN ACTIVITY**

There are two activities you can use to help the children learn about the VIPP:

**VIPP Clue Cards:** These are 9 coloring sheets in which children fill in the 9 things they learn about the VIPP from the VIPP Information Sheet. Photocopy a set of each child. Use as few or as many of these Clue Cards as you desire.

**VIPP Game:** This is a game that uses a set of Clue Cards for one or two VIPPs.

Choose a VIPP and fill in his/her information on the VIPP Information Sheet. Fill in a set of VIPP Clue Cards with the information for your VIPP. Tell the children about the VIPP, having them fill in the VIPP Clue Cards with the key facts as they learn them. Write any words the children need to write on a white-board or other piece of paper so they can see how to spell them. Help younger children write these words on their clue cards. Ideas for how to tell the children about many common VIPPs are listed at [praisefactory.org](http://praisefactory.org) with the resources for this Bible Truth.

**Optional TAKING IT TO OTHERS Activity: Introduce and Pray for the VIPP**

If you are presenting the VIPP to other children or parents you can assign children to hold up the 10 clue cards and say what each card tells about the VIPP. (Or, you can have the children hold them up as you tell what each one means.) Then lead the children in praying for the VIPP.

## Game: Beanbag Toss In

### Materials

Information for one VIPP

2 Sets of Clue Cards

8 Letter-sized Envelopes or folders

Bean Bag(s), one per child

Tape

### Preparing the Game

1. Fill in one set of clue sheets for the VIPP you are using.
2. Tape the other (blank) set of Clue Cards to the outside of the manilla envelopes.
3. Put the filled-in clue cards in the corresponding envelope.
4. Tape each down to the floor, fairly close together.

### Playing the Game

**Reveal:** Tell the children about the VIPP, showing them your filled-in clue cards as you tell about them.

**Review:** At your signal, have the children take toss their bean bags onto the envelopes. Then one that has the most bean bags on it/near it is the one you will open. (The children may have fun taking turns designating one as the target before tossing.) The teacher (or the child) tells the Clue Card category. The other children try to remember what the VIPP's answer was. Open it up and see if they got it right. If they did, the Clue Card is retired. If not, it can be added back into the Clue Cards to be tossed at.

**VIPP INFORMATION SHEET**

**VIPP NAME:**

\_\_\_\_\_

**WHAT VIPP LOOKS LIKE**

Man or Woman? \_\_\_\_\_

Hair color? \_\_\_\_\_

Eye color? \_\_\_\_\_

**FAVORITE ANIMAL**

\_\_\_\_\_

\_\_\_\_\_

**FAVORITE FOOD**

\_\_\_\_\_

\_\_\_\_\_

**FAVORITE FREE TIME ACTIVITY**

\_\_\_\_\_

\_\_\_\_\_

**WHAT VIPP DOES DURING WEEK**

\_\_\_\_\_

\_\_\_\_\_

\_\_\_\_\_

\_\_\_\_\_

**VIPP GROUP OF SERVICE:**

Church Member

Deacon

Elder

Church Staff

Special Volunteer

Supported Worker  
(Missionary)

**3 WAYS VIPP SERVES CHURCH**

\_\_\_\_\_

\_\_\_\_\_

\_\_\_\_\_

\_\_\_\_\_

\_\_\_\_\_

\_\_\_\_\_

\_\_\_\_\_

\_\_\_\_\_

**3 WAYS TO PRAY FOR  
THE VIPP**

\_\_\_\_\_

\_\_\_\_\_

\_\_\_\_\_

\_\_\_\_\_

\_\_\_\_\_

\_\_\_\_\_

\_\_\_\_\_

\_\_\_\_\_





## **BIBLE TRUTH 4, LESSON 3: PLANNER/OVERVIEW**

**GETTING STARTED: Welcome and Opening Songs** (*introduce unit and get kids moving with these songs*)

**Welcome to Praise Factory:** PFI: Praise Factory Investigators Theme Song *PFI NIV Songs 5, Track 1*

**Rules to Help Us Worship God and Love Others:** WoGoLOA Classroom Rules Song *PFI NIV Songs 5, Track 2*

**Big Question Under Investigation:** Big Question 1 Songs *PFI NIV Songs 5, Tracks 3,4*

*Extra Song: The Days of Creation PFI NIV Songs 5, Track 5*

**Big Question Bible Verse:** Genesis 1:31 Song *PFI NIV Songs 5, Track 6*

**DIGGING DEEP DOWN: Key Concept and Story** (*introduce the Bible Truth and tell the related story*)

**Bible Truth 4:** God's Plans for His Creation Are Good and Unfailing

**Bible Truth Hymn:** He Leadeth Me *PFI NIV Songs 5, Tracks 15,16*

*Extra Song: God's One, Big Plan PFI NIV Songs 5, Track 17*

**Bible Verse:** Psalm 33:11

**Bible Verse Song:** The Plans of the LORD *PFI NIV Songs 5, Track 18*

**Lesson 3 Old Testament Story:** The Case of the Beautiful Blindness

John 8-9

**TAKING ACTION: Response Activities** (*choose from among these activities*)

**Snack and Discussion Planner:** Mud for the Blind Man's Eyes, Water to Wash with

**ACTS Prayer:** Prayer Sheet

**Bible Truth Review:** Discussion Questions and Game: Basketball Toss

**Bible Truth Hymn:** He Leadeth Me *PFI NIV Songs 5, Tracks 15,16*

Song, Sign Language and Song Game: Pass the Secret Sign **PFI NIV Songs 5 BOOK or ONLINE**

**Bible Verse Review:** Psalm 33:11: Discussion Sheet and Game: Frisbee Toss

**Bible Verse Song:** The Plans of the LORD *PFI NIV Songs 5, Track 18*

Song, Sign Language and Song Game: Word Take Away **PFI NIV Songs 5 BOOK or ONLINE**

**Story Review:** Discussion Questions and Game: Basketball Toss

**Case RePlay, Jr: Drama Activity for Youngest Children** (children do same story actions together)

**Case RePlay, Sr: Drama Activity for Most Children** (children re-tell story with individual parts)

**Craft:** The Man Born Blind

**VIPP (Very Important Prayer Person) Prayer Time:** Coloring Sheets (back of book) & Game: Crabbin' Around

**TAKING IT HOME: Take Home Sheet for Review and Family Devotions**

**PFI Pronto:** Bible Truth 4, Lesson 3 **PFI NIV Prontos 5 BOOK or ONLINE**

**The Case of the Beautiful Blindness** John 8-9

by Connie Dever

**Our story is:****The Case of the Beautiful Blindness.****As you listen to the story, see if you can figure out:**

1. Who was blind? Why did most people think he was blind?
2. What made the blindness beautiful? What did it show?

This is a New Testament story that took place when Jesus lived on earth.

"It's a boy! It's a boy!" two, proud parents spread their good news. Every child was a blessing from the LORD, but to the Jews in Jesus' day, a boy was the greatest blessing of all. He could work and make money. He could carry on the family name one day! No wonder his parents were so happy!

But all too soon their happiness was crushed by a terrible discovery: their little boy had been born blind! Surely these parents were sad that their boy would never see a beautiful sunrise or the faces of his family. Surely they worried about what kind of job he could get to make money. But what they probably felt more than anything else was shame! You see, many Jews in Jesus' day wrongly believed that any baby born with something terribly wrong with it—like blindness—was God's punishment. Maybe the parents had done something very bad; or maybe it was the baby who had done something bad—while still inside his mother. It may sound silly to us, but that is what many in Jesus' day wrongly believed. So, as word spread about this poor, little blind baby, so did the wondering whispers and the judging glares as to what terrible secret sin these parents or their child God was punishing them.

"Darkness for darkness," people thought. The baby had the darkness of blind eyes because of the darkness of some sin. Yet what the sin was, no one knew. Many years passed. The baby grew up. How many times as a young boy, did he wish he could see the little lamb whose soft fur he stroked? How many times as a young man did he long to see the changes in his own face as he could feel his own, stubbly beard begin to grow? How many times as an older man did he long to see the glittering, pure white stones of the great Temple, by whose gate he sat and begged for money? Or, the ripples on the Pool of Siloam when he plunged his

cupped hands into its cool spring water for a drink? Probably many times! But never did it happen. "Darkness for darkness" was all this blind man knew.

"What was my parents' sin, or my sin that God has been punishing me for all these years?" the man must have wondered. "I wish I could know."

But despite what the Jews thought, this man's blindness was not at all God's special punishment upon him or his parents. It had always been part of something wonderful that God had planned long, long ago, as this man was about to find out. For on one, particular Sabbath morning, Jesus, Himself, was to answer this question that had troubled the blind man and his parents all these years.

Jesus had been with His disciples in the Temple courts. As He was teaching, some of those who were listening became furious with what He taught. He rebuked them for their stubborn hearts, dark and blind with unbelief. "You teachers know God's Word! You should know that I am God's Son, but you don't want to believe and follow Me. You are acting just like Satan. He chose to rebel against God, too!" Jesus told them.

How angry these men were at Jesus' words! They picked up stones to kill Him for calling Himself God's Son. Jesus and His disciples escaped the shower of rocks by slipping away from the Temple grounds.

Not long after this narrow escape, who should Jesus and his disciples see along the way, but the man born blind. And what was the first thing to roll off of the lips of the disciples, but the same, old question that had troubled this poor, blind man for years: "Teacher, who sinned, this man or his parents, that he was born blind?" they asked Jesus.

Then came from Jesus the most unexpected answer:

**Story-telling Tips**

## Ahead of time:

1. Read the Bible verses and story. Pray!
2. Create story cue cards on index cards (or highlight text).
3. Practice telling story dramatically, timing your presentation. Shorten, if necessary to fit your allotted time.
4. Decorate area with story props that help bring your story alive.

## During your presentation:

1. Maintain as much eye contact as possible as you tell the story. Point to/use props at important points in the story. Include the kids in your story with a few questions about what they think will happen or words/concepts that might be new to them.
2. Watch the kids for signs that their attention span has been reached. Shorten, if necessary.

"This is not darkness for darkness, like the people say," Jesus told them. "Neither this man nor his parents sinned. This man's blindness happened so that the work of God might be displayed in his life. This man might see darkness, but I am the light of the world."

The blind man could hardly believe it! His blindness a part of God's good plan? Would God really display His good work through his blindness? How?

The blind man soon found out. The same Jesus who had formed man from the dust of the earth, thousands of years earlier at the creation of the world, now stooped down, scooped up dust, mixed it into mud with His own saliva, and spread it upon his blind eyes.

"Go, wash in the Pool of Siloam," Jesus told him. So with mud oozing down his eyes, the blind man felt his way along the cobbled streets of Jerusalem as quickly as he could.

Carefully, he felt his way down the steps to the cool, spring waters of the Pool of Siloam. He lowering himself down onto his knees, the blind man plunged his cupped hands into the flowing water and rinsed the mud from his face. Even as the mud washed away, the man began to sense light. But then the indescribable joy when he opened his eyes completely and the first rays of light flooded upon him in brilliance. Jesus had healed him! He could see! He could see!

Eagerly the man leaped up the stone steps and hurried home, his hungry eyes feasting upon the colors and sights all around him that he had only know as shapes, smells, textures and sounds before. And oh, the amazement of his mother and father as he burst into their home shouting, "Mother, Father, Jesus healed me. I can see!"

The shocking news of the blind man's healing spread quickly through town. His neighbors and those who had formerly seen him begging asked, "Isn't this the same man who used to sit and beg?"

Some claimed that he was. Others said, "No, he only looks like him."

But he himself insisted, "I am the man." "How then were your eyes opened?" they asked.

"The man they call Jesus made some mud and put it on my eyes," he replied. "He told me to go to Siloam and wash. So I went and washed, and then I could see."

"Where is this man?" they asked him.

"I don't know," he said.

"Could Jesus really have freed this man from the darkness of the secret sin that supposedly caused his blindness? How could this be?" the people wondered. So they brought the man to the Pharisees to see what they would say.

The Pharisees gathered around the man and questioned both him and his parents. There was no doubt: Jesus had done an amazing miracle. But no matter what they heard or saw, the Pharisees' hearts remained shut in dark disbelief: "That man, Jesus, is a sinner. He is not from God," they said to the man. "He healed you on a Sabbath. He's a lawbreaker. How can anyone be from God who's a lawbreaker? Jesus isn't the Light of the World. He's not the Messiah or the Son of God. He's nothing but a sinner. Give glory to God, man!" they ordered the man. "Admit that Jesus is a sinner!"

The Pharisees hoped that this man would be scared of them and give in, but he would not. For even better than the light that poured into his blind eyes, was the light of truth that the Holy Spirit had poured into his heart that day.

The man stood up to the Pharisees and said, "Whether he is a sinner or not, I don't know. One thing I do know. I was blind but now I see!...We know that God does not listen to sinners. He listens to the godly man who does his will. Nobody has ever heard of opening the eyes of a man born blind. If this man were not from God, he could do nothing," he declared.

The Pharisees were furious! "You're just a blind man punished for your sins from the day you were born! Don't talk to us like this!" And they threw him out. Jesus heard that they had thrown him out, and when he found him, Jesus said, "Do you believe in the Son of Man [the Messiah]?"

"Who is he, sir?" the man asked. "Tell me so that I may believe in him."

You are looking at Him. It's Me!" Jesus said.

Then the man said, "Lord, I believe," and he worshiped Him.

In one day, Jesus had flooded the dark world of this blind man with light. Jesus had given his eyes sight to see the beauty of all God had created; and better yet, He had given his heart spiritual sight to see that He was the Son of God. Jesus had even used His life as a display of His power that others might see and believe in Him, too.

This was just the beginning of the good plans God had in store for blind man's blindness. For in the more than two thousand years since the day he received his sight, God has continued to display His work in this blind man's life. Millions and millions of people have read how his story in the Bible and been encouraged to trust in Jesus, too. How wonderful and unfailing are the plans of God!

### Cracking the Case:

#### It's time to answer our Case Questions.

**1. Who was blind? Why did most people think he was blind?** The son of a couple was born blind. Most people thought that he was blind as God's punishment for something sinful that he or his parents did.

**2. Who changed the blindness? How did He make the blindness beautiful?** Jesus healed the man. He explained that God planned for this blindness to bring God's glory. Some saw what Jesus did and put their faith in Him. Even today people read about how Jesus healed this blind man and see God's glory. This made even this blindness a beautiful thing.

### Something For You and Me

#### Our Bible Truth is:

**God's Plans for His Creation Are Good and Unfailing**

**Our Bible Verse is: Psalm 33:11**

"The plans of the LORD stand firm forever, the purposes of his heart through all generations."

Does it seem strange or cruel for God to allow suffering in the weave of His good, unfailing plans? It would be easy for us to think so, since suffering is so hard and we have such very small brains with which to grasp God's great and mysterious ways. Perhaps there is suffering in your life or in the lives of those you love that doesn't make sense. Sometimes God, in His graciousness, shows us His good plan in allowing suffering, but many times He does not.

Perhaps we forget that we are all sinners who have chosen to rebel against God and His good ways. Perhaps we forget that while we all deserve God's punishment for our sins, that God sent His very own Son to suffer worse than anyone for the sins of all those who will ever turn from their sins and trust in Him. Jesus' sufferings

were all part of God's good and unfailing plans for creation from before the beginning...and from those sufferings brought about the most wonderful part of God's plans. God's people can know that their sufferings will be much smaller than anything Jesus went through, yet God will make all of them part of His good and unfailing plans, just as surely as He did with Jesus!

God's people also know that one day, God will put an end to suffering forever. And in the light of eternity, all His good plans will be made clear. There will be nothing but praise for God for His unfailing and good plans for creation.

Let's praise God for being the Maker of Good and Unfailing Plans for everything in our lives. Let's ask Him to give us faith to trust in Jesus as our own Savior. Let's ask Him to make each and every one of our sufferings a display of His work in our lives that would lead us and others to Him, just as He did with the blind man long ago.

*Close in prayer.*

### Closing ACTS Prayer

**A** God, we praise You for being the great God who even weaves His people's suffering into His good and unfailing plans.

**C** God, we confess that many times we don't see the hard things we go through as a part of Your good and unfailing plans. Instead we grumble against You. We need a Savior!

**T** Thank You for planning everything Your people go through to be for their good and Your glory. Thank You for sending Jesus to suffer more than any of us will ever suffer, in order to save sinners.

**S** God, work in our hearts! Help us to turn away from our sins and trust in Jesus as our Savior. Work out Your good and unfailing plans through us, even through our sufferings.

### Special Words

**Pharisee:** Jewish teachers of the Law (Old Testament).

**Messiah:** The special king God promised to send to save His people and to bring His kingdom.

**Crucified:** A terrible kind of death the Romans used to punish their worst criminals. A person is hung by nails on a wooden cross and left to die.

# **ACTS PRAYER ACTIVITY**

Use this sheet to write down your ACTS Prayer

## **Instructions:**

Use this sheet to help the children apply the Bible Truth into a prayer. You can use the ACTS provided or even better, have the kids think of their own applications. Also have the children add their personal requests to the prayer, too. Lead the children in the prayer or let them pray sections, with your help. Never force a child to pray! Non-readers can participate by you whispering a section of the prayer into their ear and allowing them to pray it aloud for the group.

## **ADORATION:**

Praise God for being the Maker of good and unfailing plans for all of His Creation.

God, we praise You for being.....

---

Add your own Adorations:

---

---

## **CONFESSION:**

Confess that often we grumble against His plans for our lives, instead of praise Him for them. We need a Savior!

---

---

## **THANKSGIVING:**

Thank God for specific parts of His good plan for our lives that we can already see. Thank Him for His plans for the future, that we do not know, but can be confident that they, too, will all be a part of His good plan. Thank Him that His good plans will come about. Nothing can ever defeat Him!

God, we thank You for...

Add your own Thanksgivings:

---

---

---

## **SUPPLICATION:**

Ask God to help us to keep trusting and praising Him for His good plans, when they include suffering or other hard things we do not understand. Ask Him to work in our hearts, that we might turn away from our sins and trust in Jesus as our Savior.

God, we need Your help...

Add your own Supplication:

---

---

---

---

---

## **SNEAKY SNACK**

Can you figure out how this snack ties in with our case?

---

### **Snack: Mud for the Blind Man's Eyes, Water to Wash with**

Sugar-free chocolate pudding "mud" Could use butterscotch, if concerned about food allergies to chocolate. Serve water to drink.

This is only a suggestion. Feel free to modify. Be mindful of allergy issues among your children!

**Case Tie-in:** Many people in Jesus' day thought the blind man was born blind because God was punishing him or his parents for something bad they had done. Jesus healed the blind man and told everyone that God had allowed this man's blindness so that it would be a display of His glory. God had woven His good plans even into this man's blindness!

---

## **SOUL FOOD**

Food for thought during snack time

---

1. What does the snack have to do with the story?

Choose a few questions from the other activity discussion sheets to talk about during this snack time.

2.

3.

4.

5.

6.

7.



Directions: Read and discuss Bible Truth, using a FEW of the questions. Play game. Feel free to modify the game to fit your children.

### **God's Plans for His Creation Are Good and Unfailing**

Before the creation of the world, God planned each day from first to last. Each one would be just as He planned it to be. Every creature in it would live, grow, and reflect His glory, just as He had planned.

As part of His plans for this world, God created people each with a mind to think and a will to act. They would use these to make their own decisions, every day of their life. Yet in God's mysterious and mighty way, before even the first people were created, He had already perfectly woven His good plans into all that they would choose to think and do.

God's plans would never fail. Not even the sin and suffering that would come into the world would ruin God's good plans for His creation. God would use even these terrible things to display His great love for His people by sending His Son Jesus to save them. God's people--people from every nation and language on earth--would all choose to love and obey Him, just as He had planned. Not a one would be lost. God, Himself, by the great power of His Spirit, would make sure that these good things would happen.

There is much about God's plans we cannot understand because God is so much greater and wiser than we are. That's why God tells us not to lean on our own understanding of things, but trust in Him instead. When we remember God's perfect faithfulness in the past and His promises for the future, we can rejoice that whatever happens. It is always, only, a part of His completely good, unfailing plan.

### **Understanding the Bible Truth**

1. Did God create people and the universe because He was bored or lonely? Why or why not? *God did not create them because He was bored or lonely. God the Father, Son and Holy Spirit have always been perfectly happy, enjoying each other in perfect fellowship.*
2. Why did God make the universe? *For His own pleasure, as a display of His glory. For us to enjoy.*
3. How do all things praise and glorify the LORD? *By being little pictures of what He is like.*
4. What is special about how people can praise and glorify God? *God made them in His own image. Of all the earthly creatures, they alone can see how God's creations reflect the great way He is and praise Him for it.*
5. Why did God place people in His creation? *To enjoy creation and to enjoy God. And, for the pleasure of praising and glorifying God even more, by what God's creations shows them about Him.*
6. Why would it be selfish for us to do things for our own glory, but good for God to do things for His own glory? *We are just creatures. We were never meant to be worshiped or glorified for what we do. We can accept people's encourage when we do a good job, but we know that everything talent we have, every good thing we do is a gift that God has given us. In the end, God should be praised for the good things we do. But God is different. He is the like no one else. He is completely good and loving. He is far wiser and far more powerful than anyone else. No one helps Him do what He does. It is right for Him to do things for His own pleasure and for the praise of His name because He is God. It would be wrong for Him NOT to seek His own glory or pleasure.*

### **Bible Truth Story Connection Questions**

1. How does this verse relate to our story? *For years the blind man and his parents had suffered shame because of the secret sins everyone thought he was being punished by God for. But Jesus showed that it had been God's eternal purposes for his blindness were to display God's good work in his life. Now, over 2000 years later, God's purposes remain firm, for millions of people still read the blind man's story and are encouraged to put their trust in Jesus.*

### **Bible Verse Connection Question**

1. What does our Bible Truth have to do with our **Bible Verse: Psalm 33:11**: "The plans of the LORD stand firm forever, the purposes of his heart through all generations."?  
*This verse reminds us that God's plans never change. It reminds us that His purposes come from His heart, which is perfectly wise and completely good. And that these wonderful plans of His will all take place, without fail, throughout all of time.*



**Life Application Questions**

1. How can God's people today be comforted when they go through hard things that they don't understand? *They can remember that everything they go through is part of God's good and unfailing plans for creation. They can remember that even if they don't understand why they are going through it, that God does and is working good through it.*
2. How can we become God's people and be comforted by God's good and unfailing plans? *By turning from our sins, confessing them to God and trusting in Jesus as our own Savior.*

**ACTS Questions**

1. What is something we can praise God for from this Bible Truth? *Praise God for being so good, wise and powerful, that His plans will come about without fail.*
2. What is something we can confess to God from this Bible Truth? *That while God's plans are good and unfailing, many times we don't want to follow them. We want to do things our own way. Or, we doubt that His plans really are good. We need a Savior!*
3. What is something we can thank God for from this Bible Truth? *For weaving His good, unfailing plans into everything that happens in this world--even the sadness things that happen. We can thank God for sending Jesus to even turn death to life, for all of God's people, when He died on the cross to pay for their sins.*
4. What is something we can ask God for from this Bible Truth? *We can ask God to work in our hearts that we would turn away from disobeying Him and trust in Jesus as our own Savior. We can ask God to help us to keep on trusting in His good, unfailing plans, even when things don't make sense to us. And, we can ask God to use us to help bring about His wonderful plans.*

**The Gospel**

1. From before the beginning, God made saving sinful people a part of His good, unfailing plans. How did He do this? What is the gospel?  
*Yes, there is! God is the good Creator and King of the world. He made people to worship Him and live by His good laws. But we are all sinners who've rebelled against Him. We all deserve death--God's just, eternal punishment for our sins. How terrible! But God has good news for us. In His great mercy, God sent His Son, Jesus to earth as a man to save sinners. He lived the perfect life that pleases God. (He's the only one who's ever done that!) He offered it up to God His Father as the perfect sacrifice for sins when He suffered and died on the cross. Then, on the third day, Jesus rose from the dead in victory. He had fully paid for the sins of God's people, so they wouldn't have to! Now all who turn away from their sins and trust in Jesus as their Savior will receive forgiveness of sins and eternal life with God. They will be His very own special people who will know Him and enjoy Him forever. We can be God's people, too, if we turn from our sins and trust in Jesus as our own Savior.*

## Game: Circle and Cross

### Materials

Beanbags, 1 per child  
Masking Tape  
Bible Truth Questions

### Preparing the Game

1. Choose 20+ questions for your game from the Bible Truth Discussion Questions, or make up your own.
2. Write the Bible Truth questions on small thin strips of paper (or make a photocopy of the Bible Truth Discussion Questions and simply cut them into strips) and put them in the bag/bowl.
3. Tape a circle about 2' in diameter on the floor. Tape a large X in the middle of it.
4. Mark one team's set of beanbags with a small piece of masking tape or other distinguishing mark.

### Playing the Game

Divide the children into two teams, giving the members of each team a beanbag of the same color or marking. Have all the children stand outside of the circle, about 6' back. At your signal, have the children toss their beanbags into the circle, trying to make them land on the taped X. Count up the beanbags for each team that landed on it. That's how many points their quiz question is worth. Choose a question for each team from the bag/bowl. If a team gets it wrong, the question goes to the other team for 1 point, if they can get the correct answer. Gather up the beanbags and continue play.

Game continues as number of questions, time, and attention span allow.

### Non-competitive Option

Set a target number of points for the whole group. Challenge the children to see how many turns it takes score the target number of points. Once the target has been reached, start the game over and see how many turns it takes to reach the target the second time.

### Optional TAKING IT TO OTHERS Activity: Quiz Questions

Have the children choose a few of the questions from the game to ask the parents/other children during TAKING IT TO OTHERS time. Help pre-readers by whispering the question in their ear and letting them ask it aloud to the parents/other children. Make sure you read the Bible verse aloud before you ask your questions.

Directions:

1. Write words to song in large print before class.
2. Play the song for the children, helping them follow along on the song sheet.
3. Discuss the song, using a few questions from the discussion sheet. *Don't use them all!*
4. Introduce sign language for key words of your choice from sign language sheet for your song. Use as few or as many as you think the children can learn.
5. Sing and sign the song. Sign language as well as large format lyrics and sheet music are found in the PFI Unit Songbook or online.
6. If desired, play the Song Game.

**Optional TAKING IT TO OTHERS Activity: Presenting and Singing the Song**

1. Sing and sign the song, encouraging the watching children/parents to join in.
2. Ask the class some of the questions listed below. The Bible Truth Connection Question is particularly good to help them understand how the song ties in with the Bible Truth.

**He Leadeth Me**

**Verse 2**

Sometimes 'mid scenes of deepest gloom,  
Sometimes where Eden's bowers bloom,  
By waters still, o'er troubled sea,  
Still 'tis His hand that leadeth me!

**Verse 3**

Lord, I would clasp Thy hand in mine,  
Nor ever murmur nor repine;  
Content, whatever lot I see,  
Since 'tis Thy hand that leadeth me! *Refrain*

**Refrain**

He leadeth me, He leadeth me,  
By His own hand He leadeth me;  
His faithful foll'wer I would be,

Listen to it on PFI NIV Songs 5, Tracks 15,16

**Understanding the Song**

1. What does "Sometimes 'mid scenes of deepest gloom, Sometimes when Eden's bowers bloom" mean?  
*During really sad, difficult times or during days filled with so much happiness that they seem like the wonderful days in the Garden of Eden before there was any sin or suffering. (The blooming bowers of Eden is a reference to all the beauty of the flowering plants of the Garden of Eden. The songwriter uses this as a reference to life before sin entered the world.)*
2. When is God leading the person singing the song? *Whatever he does, wherever he is; whether he is enduring suffering and hardship or enjoying wonderful blessings, he knows that God is leading him.*
3. What does it mean that God leads him by His own hand? *Not that God actually holds His hand, but that He is with him guiding him through everything he goes through each day.*
4. What is a faithful follower of God like? *He loves God and obeys Him, with God's help.*
5. What gives the singer confidence that he will be God's faithful follower? *He knows that he is not leading himself through all of life, but that God is leading him and helping him every day.*
6. What does it mean to 'murmur' and 'repine'? *To murmur is to complain; to repine is to be unhappy that you don't have something you want.*
7. What is a 'lot'? *What a person's life is like; what he goes through each day.*
8. Why will the singer of the song be content 'whatever lot he sees'? *He knows his lot in life is what God has planned for him, and God's plans are only good and unailing. Even if he can't understand why his life is the way it is, he still trusts that God is completely wise and His plans are completely good.*
9. Why does he choose to trust God rather than just what he himself sees and feels? *Because he know God is so much wiser and greater than him that he could not possibly understand many of the good things God has planned for him.*

**Bible Truth Connection Question**

1. How does this song relate to our **Bible Truth: God's Plans for His Creation Are Good and Unailing**? *God's people know God's plans are good and unailing. As His people, they know He is always leading them through life, fulfilling His good plans for them. Whether it is something hard or sad or enjoyable and happy, it is all a part of God's good plans. That is why they can be content, no matter what happens.*

**Story Connection**

1. How did the blind man learn that his blindness was never meant as a cause for murmur or repine, as he had thought? *When Jesus showed that it was not a punishment of his own sin or the sins of his parents, but had been planned as a display of the work of God in his life.*
2. How did the blind man show he was choosing to be Jesus' faithful follower? *By standing up to the Pharisees and proclaiming that Jesus must have come from God. And, by worshiping Jesus when Jesus told him that He was the Son of Man (another name for the Messiah).*

**Bible Verse Connection Question**

1. What does this hymn have to do with our **Bible Verse: Psalm 33:11**: "The plans of the LORD stand firm forever, the purposes of his heart through all generations."?

*God's people know that even in "scenes of deepest gloom" (hard or sad times) that God's plans stand firm. They do not need to murmur or repine (complain or stay sad) because the Lord is leading them. His plans are good and they are unfailing. God's people can be content because they know that His plans will succeed and one day they will see just what great things He was doing, even through their hardest or saddest of days.*

**Life Application Questions**

1. How can God's people be affected by the message of this song? *They can praise God for leading them with His good and unfailing plans. They can ask Him to help them not to complain or long for something different than what is His good plan, but to trust in Him and His good plans.*
2. What is the best first step do we need to take if we want to be a faithful follower of God? *That God would work in our hearts that we might turn from our sins and trust Jesus as our Savior. We can ask Him to work in our hearts that we would be His faithful follower all our lives.*

**ACTS Questions**

1. What is something we can praise God for from this hymn? *Praise God for being faithful to always lead His people according to His good and unfailing plans.*
2. What are sins we can confess to God from this hymn? *That many times we do not trust God to lead us. We choose to do things our own way, which seems better. We deserve His punishment! We need a Savior!*
3. What is something we can thank God for from this hymn?  
*We can thank God that we can always depend on Him to lead us, even in the hardest times, when we turn from our sins and trust in Jesus as our Savior.*
4. What is something we can ask God for from this hymn? *To help us be grateful for His care shown in all His beautiful creations; and to see Him and worship Him as we look at everything He has made.*

**Gospel Question**

1. God's people can sing this song and trust God to lead them according to His good and unfailing plans. Why? Because of all He had done already for them through Jesus, as part of His good and unfailing plan? Can you tell me what He's done through Jesus? What is the gospel?

*God is the good Creator and King of the world. He made people to worship Him and live by His good laws. But we are all sinners who have rebelled against Him. We all deserve death--God's just, eternal punishment for our sins. How terrible! But God has good news for us. In His great mercy, God sent His Son Jesus to earth to save sinners. Yes, Jesus, the perfect Son of God, left His home in heaven and became a man. He lived the perfect life that pleases God. (He's the only one who has ever done that!) He offered it up to God His Father as the perfect sacrifice for sins when He suffered and died on the cross. Then, on the third day, Jesus rose from the dead in victory. He had fully paid for the sins of God's people, so they wouldn't have to! Now all who turn away from their sins and trust in Jesus as their Savior will receive forgiveness of sins and eternal life with God. They will be His very own special people who will know Him and enjoy Him forever. We can be God's people, too, if we turn from our sins and trust in Jesus as our own Savior.*

## **Song Game: Mimic Me!**

### **Materials**

Sign Language

Song

### **Preparing the Game**

None.

### **Playing the Game**

1. Practice the song and signs until the children know them well. Choose a person to be the leader and let them decide upon an action for everyone to do as they sing the song, such as jump on one foot, etc.
2. Sing the song while doing the chosen action.
3. Select another child to be the leader.
4. If desired, you can choose a different action for different important words in the song, such as jump on one foot when you sing the word "grace", but clap your hands when you sing the word "Jesus". Ask the children the meaning of each of the words before adding in their action.

Game continues as number of questions, time, and attention span allow.

choose a FEW questions for discussion, then choose the game and/or music activity

**Meditation Version: Psalm 33:11**

*"The plans of the LORD stand firm forever, the purposes of his heart through all generations."*

**Understanding the Bible Verse**

1. What are plans? *What someone intends to do.*
2. What are the plans of the LORD? *What He intends to do.*
3. What does it mean for the LORD's plans to stand firm? *God's ways are never wrong. His plans will never fail. Nothing will ever stop God from doing all of His good will! It is always best for us to obey what He tells us to do. Nothing will ever overcome His plans. No one will ever understand the world or our lives better than Him.*
4. How long will the LORD's plans stand firm? *Forever. There will never be a time when God's good plans will fail.*
5. Will suffering and sin be able to spoil God's good plans? *No. God's plans stand firm. Even though many times we do not understand how, His good plans will always triumph through suffering and sin, just as they did when Jesus died on the cross.*
6. What are the purposes of the LORD's heart? *The LORD is only perfectly good and wise. The purposes of His heart are only good and wise, too.*
7. What is a generation? *All the people of about the same age. Your parents are one generation; your grandparents are another. You, your brothers and sisters, and your friends are one generation.*
8. What does it mean for the plans of God's heart to stand through all generations?  
*From the very first people, to their children, their grandchildren, and so on and so on....all the way down to your parents, you and your friends, the children you will have one day....all the way through all of time...to the very last person who is born and lives on earth....everything God has planned will happen, just as He planned it to, full of His goodness and greatness.*

**Bible Truth Connection Question**

1. What does this verse have to do with the **Bible Truth: God's Plans for His Creation Are Good and Unfailing?**  
*God's plans for His creation are unfailing throughout all of history; and that they are as good as His perfectly good and wise heart.*

**Story Connection Questions**

1. How does this verse relate to our story? *For years the blind man and his parents had suffered shame because of the secret sins everyone thought he was being punished by God for. But Jesus showed that it had been God's eternal purposes for his blindness were to display God's good work in his life. Now, over 2000 years later, God's purposes remain firm, for millions of people still read the blind man's story and are encouraged to put their trust in Jesus.*

**Life Application Questions**

1. How is it encouraging to His people to know that the LORD's plans stand firm? *They know that no matter what they face—no matter how difficult or difficult to understand—that the LORD has woven His good, unfailing plan into it. They can trust Him and rejoice in Him.*
2. How can we become God's people? *By turning from our sins, confessing them to God and trusting in Jesus as our own Savior.*

**ACTS Questions**

1. What is something we can praise God for from this Bible Verse? *Praise God for being the Maker of good and unfailing plans for all of His creation.*
2. What is something we can confess to God from this Bible Verse? *Confess that often we grumble against His plans for our lives, instead of praising Him for them. He rebel against them in what we think, say and do. We want to do things our own way. We need a Savior!*
3. What is something we can thank God for from this Bible Verse? *Thank God for specific parts of His good plan that He has shown us, either through the Bible or through our lives.*
4. What is something we can ask God for from this Bible Verse? *Ask God to work in our hearts, helping us to turn away from our sins and trust in Jesus as our Savior. Ask Him to help us to trust Him and praise Him for His good plans, even when they include suffering or other hard things we do not understand or like. We can ask Him to fulfill all His good plans in us and in the world around us.*

**The Gospel**

1. What is the greatest, most amazing plan of the LORD that He has had for His sinful people, from even before the creation of the world? What is the gospel?

*God is the good Creator and King of the world. He made people to worship Him and live by His good laws. But we are all sinners who have rebelled against Him. We all deserve death--God's just, eternal punishment for our sins. How terrible! But God has good news for us. In His great mercy, God sent His Son Jesus to earth to save sinners. Yes, Jesus, the perfect Son of God, left His home in heaven and became a man. He lived the perfect life that pleases God. (He's the only one who has ever done that!) He offered it up to God His Father as the perfect sacrifice for sins when He suffered and died on the cross. Then, on the third day, Jesus rose from the dead in victory. He had fully paid for the sins of God's people, so they wouldn't have to! Now all who turn away from their sins and trust in Jesus as their Savior will receive forgiveness of sins and eternal life with God. They will be His very own special people who will know Him and enjoy Him forever. We can be God's people, too, if we turn from our sins and trust in Jesus as our own Savior.*



## Game: All Dressed Up

### Materials

Small basketball or other ball  
3 (or 4) baskets  
Paper and Marker  
Masking Tape  
Story Review Questions

### Preparing the Game

1. Choose 20+ questions for your game from the Story Review Discussion Questions, or make up your own.
2. Use tape to mark a free throw line. On the paper make three point values,(starting with two points and going up), one for each basket, and tape them to the corresponding basket. Set out the baskets with the one worth least points, the closest to the free throw line. The one worth the most points, set the farthest out. With younger children, make sure to set one basket so close in that they are almost guaranteed to get a basket. If desired, use the extra fourth basket to make a long bomb basket that is almost unreachable, but worth a lot of points.

### Playing the Game

Divide the children into two teams. Teams will take turns having one of their members make a shoot. Each child gets three tries. The highest point value being what the question will be worth. Then ask the child a Story Review question. If he gets it right, then he earns those points for his team. If the person is unable to answer the question correctly, the other team can try to answer it for half the point values. If a child does not make a basket, he can still answer a question for 1 point.

Game continues until all children get to try to make a basket, or as number of questions, time, and attention span allow. The team with the most points at the end wins.

### Non-competitive Option

Don't split into teams. Set a target point number for the group, telling them that together they are going to see how many turns it takes to reach the target number. Have the children take turns tossing the basketball (three tries each). Tally number of turns on a piece of paper. When the target number has been reached, start over and try to reach the target number in fewer turns.

### Optional TAKING IT TO OTHERS Activity: Quiz Questions

Have the children choose a few of the questions from the game to ask the parents/other children during TAKING IT TO OTHERS time. Help pre-readers by whispering the question in their ear and letting them ask it aloud to the parents/other children.

Directions:

1. Write words to song in large print before class.
2. Play the song for the children, helping them follow along on the song sheet.
3. Discuss the song, using a few questions from the discussion sheet. *Don't use them all!*
4. Introduce sign language for key words of your choice from sign language sheet for your song. Use as few or as many as you think the children can learn.
5. Sing and sign the song. Sign language as well as large format lyrics and sheet music are found in the PFI Unit Songbook or online.
6. If desired, play the Song Game.

**Optional TAKING IT TO OTHERS Activity: Presenting and Singing the Song**

1. Sing and sign the song, encouraging the watching children/parents to join in.
2. Ask the class some of the questions listed below. The Bible Truth Connection Question is particularly good to help them understand how the song ties in with the Bible Truth.

**The Plans of the Lord**

Listen to it on PFI NIV Songs 5, Track 18

The plans of the Lord stand firm forever;  
 The purposes of His heart through all generations;  
 His plans stand firm forever,  
 The purposes of His heart through all generations;  
 The plans of the Lord stand firm forever;  
 The purposes of His heart through all generations.  
 Psalm Thirty-three, verse eleven.

## Song Game: Word Take Away

### Materials

Sign Language Signs and Song  
 White board and marker  
 Eraser

### Preparing the Game

1. Write the words to the song on a white board.

### Playing the Game

1. After children have learned the song and signs well, then tell the children that you are going to leave out words from the song (that you've learned signs for) and just do the sign in its place.
2. Have the children help you choose a word to take out. Erase the word from the board. Review the sign the for erased word.
3. Sing the song, trying to remember to NOT sing the word and do only the sign.
4. Continue to take out words until all of the words (with signs) have been taken out.

Game continues as number of questions, time, and attention span allow.

**STORY REVIEW**

Directions: Read and discuss Bible Truth, using a FEW of the questions. Play game. Feel free to modify the game to fit your children.

**General Story Questions**

1. Why did the parents' joy and pride turn to shame at the birth of their son? *They found out that he was blind. The Jews believed that blindness at birth was the punishment of God for some dark and terrible sin that either the baby or his parents had committed.*
2. What does "darkness for darkness" mean? *The idea that the Jews wrongly held that God had punished the man with darkness of sight (blindness) because of how dark (really bad) his sin or his parents sin was.*
3. Why were the Jews wanting to stone Jesus in the Temple courts? *He had said He was the Son of God, the Messiah AND He had told them they were sons of the devil for not believing that He was.*
4. What did Jesus' disciples ask Jesus? *Who sinned: the man or his parents?*
5. What did Jesus tell His disciples was the real reason for the blind man's blindness? *That the work of God might be displayed in His life.*
6. How was the Pharisees' unbelief a kind of darkness, too? *They had unbelieving hearts that would not SEE that Jesus was the Son of God, the Messiah.*
7. What did Jesus put on the blind man's eyes? *How was that similar to how God made Adam in the beginning? He put mud on his eyes. God made Adam from the "dust" of the ground.*
8. What did people think when they saw the blind man had been healed? *They wondered if this was really the same man. They wondered how this had happened, since they believed that God had made him blind as a punishment for some secret sin.*
9. To whom did the people take the healed blind man? Why? *To the Pharisees to have them explain how he could have been healed.*
10. Why didn't the Pharisees believe that Jesus was from God? *They were jealous of Him; and, they chose to harden their hearts, rather than believe in Him.*
11. What about Jesus' miracle did the Pharisees have the greatest trouble with? *That when Jesus healed the man on a Sabbath, He broke the Sabbath law to rest from all work.*
12. Who did the blind man think gave Jesus the power to heal? *God.*
13. Why was it so brave of the blind man to stand up to the Pharisees? *Because they had the power to keep him from worshiping at the Temple/synagogue. Those were the only places where he could hear the Word of God preached; and his sacrifices accepted. It was like saying he couldn't be one of God's people.*
14. How did the blind man show he believed that Jesus was the Messiah, the Son of God? *He worshiped Jesus when He told him that He was the Son of Man, another name for the Messiah.*
15. How has God displayed His work in the blind man's life to millions of people over thousands of years? *By many people reading the story of what happened to him in the Bible.*

**Bible Truth Connection Questions**

1. What does this story have to do with our **Bible Truth: God's Plans for His Creation Are Good and Unfailing?** *God always planned for the blindness of the blind man to be a display of God's work in his life. He has used his healing not just in Jesus' day, but in the lives of millions others in the over 2000 years since.*

**Bible Verse Connection Question**

1. What does the story have to do with our **Bible Verse: Psalm 33:11:** "The plans of the LORD stand firm forever, the purposes of his heart through all generations."?  
*For years the blind man and his parents had suffered shame because of the secret sins everyone thought he was being punished by God for. But Jesus showed that it had been God's eternal purposes for his blindness were to display God's good work in his life. Now, more than 2000 years later, God's purposes remain firm, for millions of people still read the blind man's story and are encouraged to put their trust in Jesus.*

**Life Application Questions**

1. What has God planned for the sufferings in the lives of all His people to be? *To be displays of the power of His work in their lives.*
2. What is something God's people might struggle with today and how might God use it to display His work in their lives? *Answers will vary. But, in all cases, God displays His power to sustain them; through their trust in Him; etc.*
3. How can we become God's people? *By turning from our sins and trusting in Jesus as our own Savior.*

**ACTS Questions**

1. What's something we can praise God for from this story? *Praise God for being the great God who even weaves His people's sufferings into His good and unfailing plans.*
2. What's something we can confess from this story? *Confess that many times we do not see the hard things we go through as a part of God's good and unfailing plans. Instead we grumble against God.*
3. What's something we can thank God for from this story? *We can thank God for planning everything His people go through to be for their good and His glory. We can thank God for being willing to send His Son, Jesus, to suffer more than any of us will ever suffer, in order to save God's people.*
4. What is something we can ask God for, from this story? *We can ask God to work in our hearts, helping us to turn away from our sins and trust Jesus as our own Savior. We can ask Him to work out His good and unfailing plans through us, even through our sufferings.*

**The Gospel**

1. What was the good news that this blind man came to believe? What is the gospel?  
*God is the good Creator and King of the world. He made people to worship Him and live by His good laws. But we are all sinners who have rebelled against Him. We all deserve death--God's just, eternal punishment for our sins. How terrible! But God has good news for us. In His great mercy, God sent His Son Jesus to earth to save sinners. Yes, Jesus, the perfect Son of God, left His home in heaven and became a man. He lived the perfect life that pleases God. (He's the only one who has ever done that!) He offered it up to God His Father as the perfect sacrifice for sins when He suffered and died on the cross. Then, on the third day, Jesus rose from the dead in victory. He had fully paid for the sins of God's people, so they wouldn't have to! Now all who turn away from their sins and trust in Jesus as their Savior will receive forgiveness of sins and eternal life with God. They will be His very own special people who will know Him and enjoy Him forever. We can be God's people, too, if we turn from our sins and trust in Jesus as our own Savior.*

## Game: Basketball Toss

### Materials

Small basketball or other ball  
3 (or 4) baskets  
Paper and Marker  
Masking Tape  
Story Review Questions

### Preparing the Game

1. Choose 20+ questions for your game from the Story Review Discussion Questions, or make up your own.
2. Use tape to mark a free throw line. On the paper make three point values, (starting with two points and going up), one for each basket, and tape them to the corresponding basket. Set out the baskets with the one worth least points, the closest to the free throw line. The one worth the most points, set the farthest out. With younger children, make sure to set one basket so close in that they are almost guaranteed to get a basket. If desired, use the extra fourth basket to make a long bomb basket that is almost unreachable, but worth a lot of points.

### Playing the Game

Divide the children into two teams. Teams will take turns having one of their members make a shoot. Each child gets three tries. The highest point value being what the question will be worth. Then ask the child a Story Review question. If he gets it right, then he earns those points for his team. If the person is unable to answer the question correctly, the other team can try to answer it for half the point values. If a child does not make a basket, he can still answer a question for 1 point.

Game continues until all children get to try to make a basket, or as number of questions, time, and attention span allow. The team with the most points at the end wins.

### Non-competitive Option

Don't split into teams. Set a target point number for the group, telling them that together they are going to see how many turns it takes to reach the target number. Have the children take turns tossing the basketball (three tries each). Tally number of turns on a piece of paper. When the target number has been reached, start over and try to reach the target number in fewer turns.

### Optional TAKING IT TO OTHERS Activity: Quiz Questions

Have the children choose a few of the questions from the game to ask the parents/other children during TAKING IT TO OTHERS time. Help pre-readers by whispering the question in their ear and letting them ask it aloud to the parents/other children.

**CASE REPLAY ACTIVITIES**

Use this guide to review the Case Story and act it out for others to enjoy!

**CASE REPLAY, JR: YOUNGEST CHILDREN**

**Description:** The children will act out the story together, everyone doing the same action/sound effect at the same time. This activity is most suitable for kindergarteners.

**Materials**

The Case RePlay, Jr. script for younger children

**Preparation**

1. Read through the script and write in the blanks along the side possible actions/sound effects the children could do to act it out.

**Instructions**

1. Tell the children that they will be re-enacting the story together as you tell it.
2. As you read the script, lead the children in actions/sound effects to do with you.
3. If desired, you can read the script and stop at certain sentences and ask them what a good action/sound effect would be to act out what you just read.
4. Repeat the re-enactment one or two times more.

**CASE REPLAY, SR: OLDER CHILDREN**

**Description:** The children act out the story as a three-scene play. You will narrate it using the Case RePlay, Sr. script and they will act it out (no spoken words, for the most part), with each child assuming a different character's role. This activity is most suitable for first grade and up. You will review the story, then practice it a few times before performing it for others.

**Materials**

The Case RePlay, Sr. script  
White board or other large format paper  
Costumes and props

**Preparation**

1. Prepare for the play by choosing costumes and props for each character in the story. Decorate the area with any scenery props.
2. Write the words "Beginning," "Middle," "End" on a large piece of paper/whiteboard with plenty of space under each heading. You will use this paper to help the children think about the story as a three-scene play, as it is presented in the script.

**Instructions**

1. Tell the children that they will get to act out the story as a three-scene play, with a beginning, middle and end section. Tell them that before they can act it out, they need to think it out. as you narrate it with your script.
2. Take the children's answers as they recount the story, helping them put key incidents in the right order.
3. If desired, when they have filled in their Beginning, Middle, End, read through your whole (real) script, so they hear exactly what you will have them act out.
4. Then tell the children that it's time to practice acting out the story.
5. Assign parts to each child. If you are using costumes, do NOT give them out at this point. They will be a distraction.
6. Have all the children sit on the floor or in chairs on one side of the "stage," then call the characters up in place as their part in the story comes.
7. As you read the script, guide the children in where you want them to move or do to act it out.
8. After going through the whole script once, give out any costumes and props and act out the script once or twice more.

**Optional TAKING IT TO OTHERS Activity: Re-enacting the Story**

Read the script as the children act out together (younger) or assuming different roles (older) as the other children or the parents watch.

**CASE REPLAY, JR--YOUNGER KIDS (KINDERGARTEN) P.2**

Welcome to our play! The name of our story is called: The Case of the Beautiful Blindness. Our story takes place near Jerusalem, in New Testament times, while Jesus lived on earth.

And now we present: "The Case of the Beautiful Blindness."

**Scene 1:**

There was a happy new family in Jerusalem. A young couple had just given birth to a baby boy! But their joy soon changed to shame as they realized that he has been born blind. Many Jews wrongly believed that this only happened if either the child while still inside his mother or the parents had sinned in some terrible way. As the boy grew up, there were many things he wished he could see: what his parents looked like, what he looked like, what the Temple looked like, etc. He also wondered what terrible "dark" sin it was that either he or his parents had committed that led to his darkness of sight. Was it really "darkness of sight for darkness of sin" as everyone thought?

**Actions:**

---

---

---

---

---

**Scene 2:**

The day came when Jesus answered this question. He and his disciples came upon the blind man as they ran from the Temple grounds. Angry Jews were trying to stone Jesus for saying that He was the Son of God; and, for calling them sons of the devil for not believing in Him. As Jesus and His disciples came towards the blind man, the disciples asked the same question everyone else had asked: who sinned: the man or his parents. Jesus told them neither had sinned, but that this man's blindness had been planned that God's work might be displayed in his life. Then Jesus made mud with dirt and His own spit. He put it in on the blind man's eyes and tells him to go to the Pool of Siloam and wash it off. The blind man goes and is healed. He goes home to tell his parents.

---

---

---

---

---

**Scene 3**

When everyone sees that Jesus had healed the man, they take him to the Pharisees to see what they think. Had Jesus done something good or bad, since He had healed this man on the Sabbath? The Pharisees said Jesus had sinned because He had broken the Sabbath, the day of rest. Then the Pharisees go question the man and his parents about what happened. They can see it's a miracle, but they refuse to believe that Jesus might really be the Son of God. The blind man argues that Jesus could only do these things if God had sent Him. The Pharisees throw the man out of their presence. Jesus goes to the man and asks him if he believes in the Son of Man (a name for the Messiah.) When man asks who He is, Jesus tells him that He is. The man worships and believes in Jesus. The very man who had been blind and accused of terrible sins, now came to see who Jesus really was and received forgiveness of sins before the Pharisees. For the more than 2000 years since the blind man was healed, God has continued to use his healing as a display of God's work as the LORD has used it in the lives of millions who have read it in the Bible. How good are God's plans!

---

---

---

---

---

---

---

---

**Bible Truth Tie-In:**

The Bible Truth we are learning is: **God's Plans for His Creation Are Good and Unfailing.** God always planned for the blindness of the blind man to be a display of God's work in his life. He has used his healing not just in Jesus' day, but in the lives of millions others in the more than 2000 years since.



## **CASE REPLAY, SR--OLDER KIDS (1ST GRADE AND UP) P.3**

Welcome to our play! The name of our story is called: The Case of the Beautiful Blindness.

Our story takes place near Jerusalem, in New Testament times, while Jesus lived on earth.

The characters in our story are: Jesus, his disciples, people of Jerusalem, the Pharisees, the blind man and his parents.

And now we present: "The Case of the Beautiful Blindness."

### **Scene 1: (Beginning)**

There was a happy new family in Jerusalem. A young couple had just given birth to a baby boy! But their joy soon changed to shame as they realized that he has been born blind. Many Jews wrongly believed that this only happened if either the child while still inside his mother or the parents had sinned in some terrible way. As the boy grew up, there were many things he wished he could see: what his parents looked like, what he looked like, what the Temple looked like, etc. He also wondered what terrible "dark" sin it was that either he or his parents had committed that led to his darkness of sight. Was it really "darkness of sight for darkness of sin" as everyone thought?

### **Scene 2: (Middle)**

The day came when Jesus answered this question. He and his disciples came upon the blind man as they ran from the Temple grounds. Angry Jews were trying to stone Jesus for saying that He was the Son of God; and, for calling them sons of the devil for not believing in Him. As Jesus and His disciples came towards the blind man, the disciples asked the same question everyone else had asked: who sinned: the man or his parents. Jesus told them neither had sinned, but that this man's blindness had been planned that God's work might be displayed in his life. Then Jesus made mud with dirt and His own spit. He put it on the blind man's eyes and tells him to go to the Pool of Siloam and wash it off. The blind man goes and is healed. He goes home to tell his parents.

### **Scene 3: (End)**

When everyone sees that Jesus had healed the man, they take him to the Pharisees to see what they think. Had Jesus done something good or bad, since He had healed this man on the Sabbath? The Pharisees said Jesus had sinned because He had broken the Sabbath, the day of rest. Then the Pharisees go question the man and his parents about what happened. They can see it's a miracle, but they refuse to believe that Jesus might really be the Son of God. The blind man argues that Jesus could only do these things if God had sent Him. The Pharisees throw the man out of their presence. Jesus goes to the man and asks him if he believes in the Son of Man (a name for the Messiah.) When man asks who He is, Jesus tells him that He is. The man worships and believes in Jesus. The very man who had been blind and accused of terrible sins, now came to see who Jesus really was and received forgiveness of sins before the Pharisees. For the more than 2000 years since the blind man was healed, God has continued to use his healing as a display of God's work as the LORD has used it in the lives of millions who have read it in the Bible. How good are God's plans!

### **Bible Truth Tie-In:**

The Bible Truth we are learning is: **God's Plans for His Creation Are Good and Unfailing.** God always planned for the blindness of the blind man to be a display of God's work in his life. He has used his healing not just in Jesus' day, but in the lives of millions others in the more than 2000 years since.

## The Man Born Blind

### Description

Children will make the head of the man born blind with eyes that are blind, have mud on them, then can see, using a gallon water/milk jug.

### Materials

Empty plastic gallon water/milk jug, one per child  
 White cardstock  
 Sticky back (or regular) Felt or paper in brown, black, red  
 Craft glue  
 Markers  
 Paper fasteners, two per child  
 Something sharp to bore holes in the milk jugs  
 Scissors

### Preparing the Craft

1. Make one copies of Patterns #1-6 out of paper or felt, as many as are specified on each template.
2. Turn the milk jug upside down with the handle facing you. The handle is the nose and eyebrows of the man, the eyes will be made in the space on either side of the handle. Bore a hole the size of a paper fastener directly above each eye hole. Use Pattern #1 as a guide to where this hole should go above the eye. This will be where the paper fastener goes that hold the Mud piece in place. Use scissors to cut out a section from the back side of the jug, behind where the eyes will go. This will be used to get to the back of the paper fastener to secure in place. Leave the top part and sides intact, as they will be needed to glue the hair, etc. down securely.

### Making the Craft

1. Show the children your sample of the craft.
2. Have the children color the eyes of their man. Glue eyes in place.
3. Have the children glue the small brown felt/paper circles to the Mud Template (or can color them.)
4. Have the children punch the paper fastener through the hole in the Mud Template, then put the paper fastener through the hole above the eye. Fastener on back side of milk jug.
5. Have the children glue the hair, beard, mustache, lips, eyebrows onto their man.
6. Mud can be removed and eyes will appear as they pivot the mud to the side.

### Making a Bible Truth Connection

Once the children have settled into their craft, use the Bible Truth- Craft Connection Sheet to lead discussion about the craft. Note that most of these questions echo the questions on the case board, providing a review of what the children learned earlier.

### Optional TAKING IT TO OTHERS Activity: Craft Presentation

If you are presenting the craft to other children or parents the children can hold up their crafts (or your model craft) and read their Bible Truth Connection answers to explain the importance of the craft.



**CASE CRAFT****Discussion Guide****Instructions:**

As the children are settled into making their craft, ask them these questions to help them understand the craft's significance. Use the answers provided to guide the children's answers.

**Discussion Questions**

1. Where did Jesus and His disciples see the blind man.

*In Jerusalem, near the Temple.*

2. How did the man become blind? What did most people think was the reason for the man's blindness? *He was born blind. Many believed it was God's punishment for some sin that he or his parents had committed.*

3. What did Jesus say about this man's blindness? *Jesus said his blindness was not because of sin, but God had always planned to use it to display His power in the man's life. He would use it to show people that He (Jesus) was the Son of God.*

4. What is Bible Truth that we are learning? *God's Plans for His Creation Are Good and Unfailing.*

5. What does our craft have to do with our Bible Truth: *God's Plans for His Creation Are Good and Unfailing?*

*God had always intended this man's blindness to be a part of His good plan, not as a punishment for some unknown, terrible sin of the man or his parents. He has used it for thousands of years now, to display God's power.*

6. What can our craft help us remember?

*God plans for His power to be displayed in our lives, too. We can be encouraged to think that God may use our lives to be a great display of His glory to bring others to Him, too.*

**TAKING IT TO OTHERS****Craft Presentation****Instructions:**

Have children hold up your model craft/their crafts. Choose five children (or you say) the five sections below to explain the craft's importance.

**Presentation:**

1. Our craft is: *The Man Born Blind.*

2. In Jerusalem, Jesus told His disciples that the man born blind was not blind as a punishment for some sin, but because God had planned it to display His power in the blind man's life.

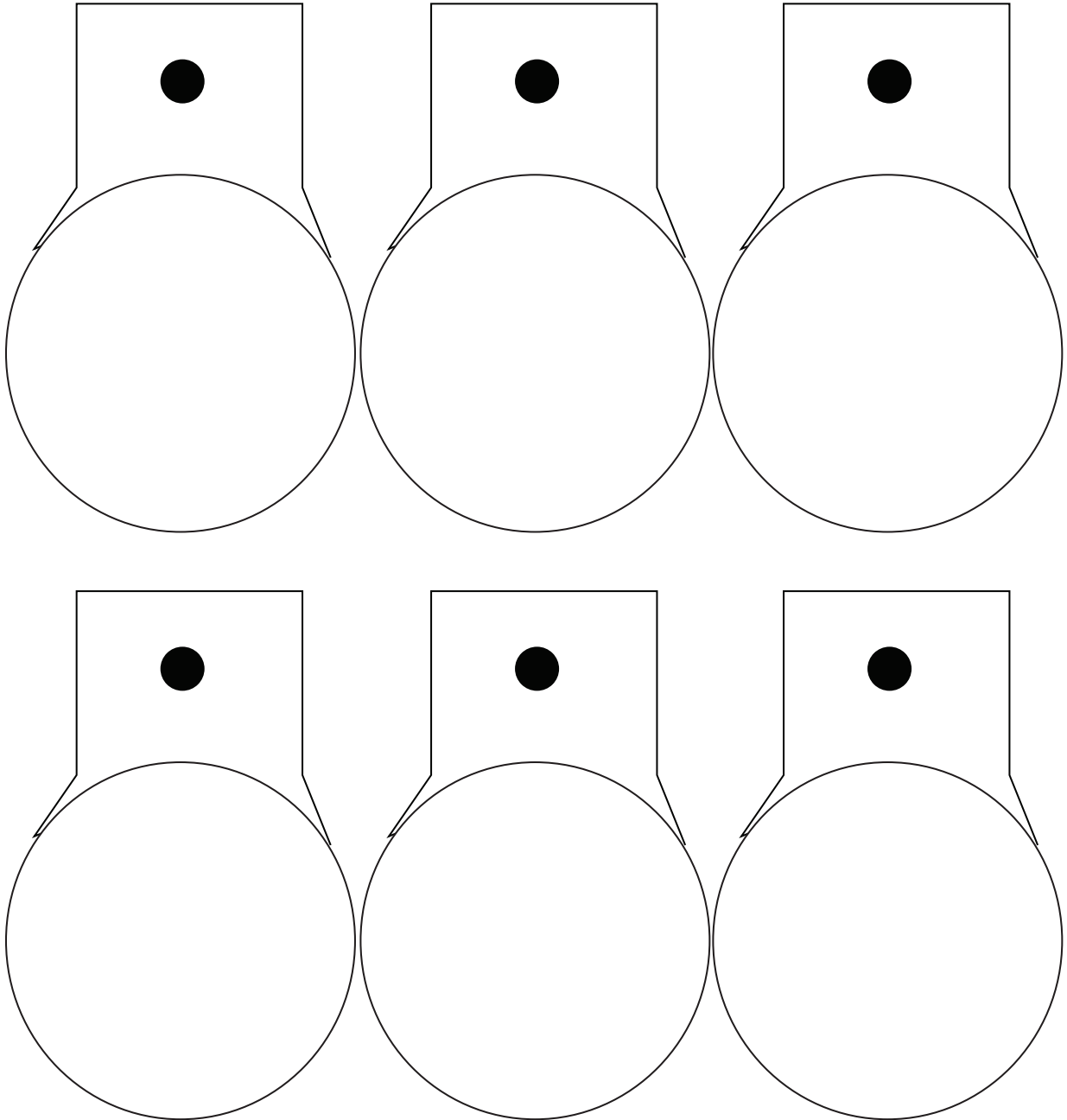
3. Our Bible Truth is: *God's Plans for His Creation Are Good and Unfailing.*

4. God had always intended this man's blindness to be a part of His good plan, not as a punishment for some unknown, terrible sin of the man or his parents. He has used it for thousands of years now, to display God's power.

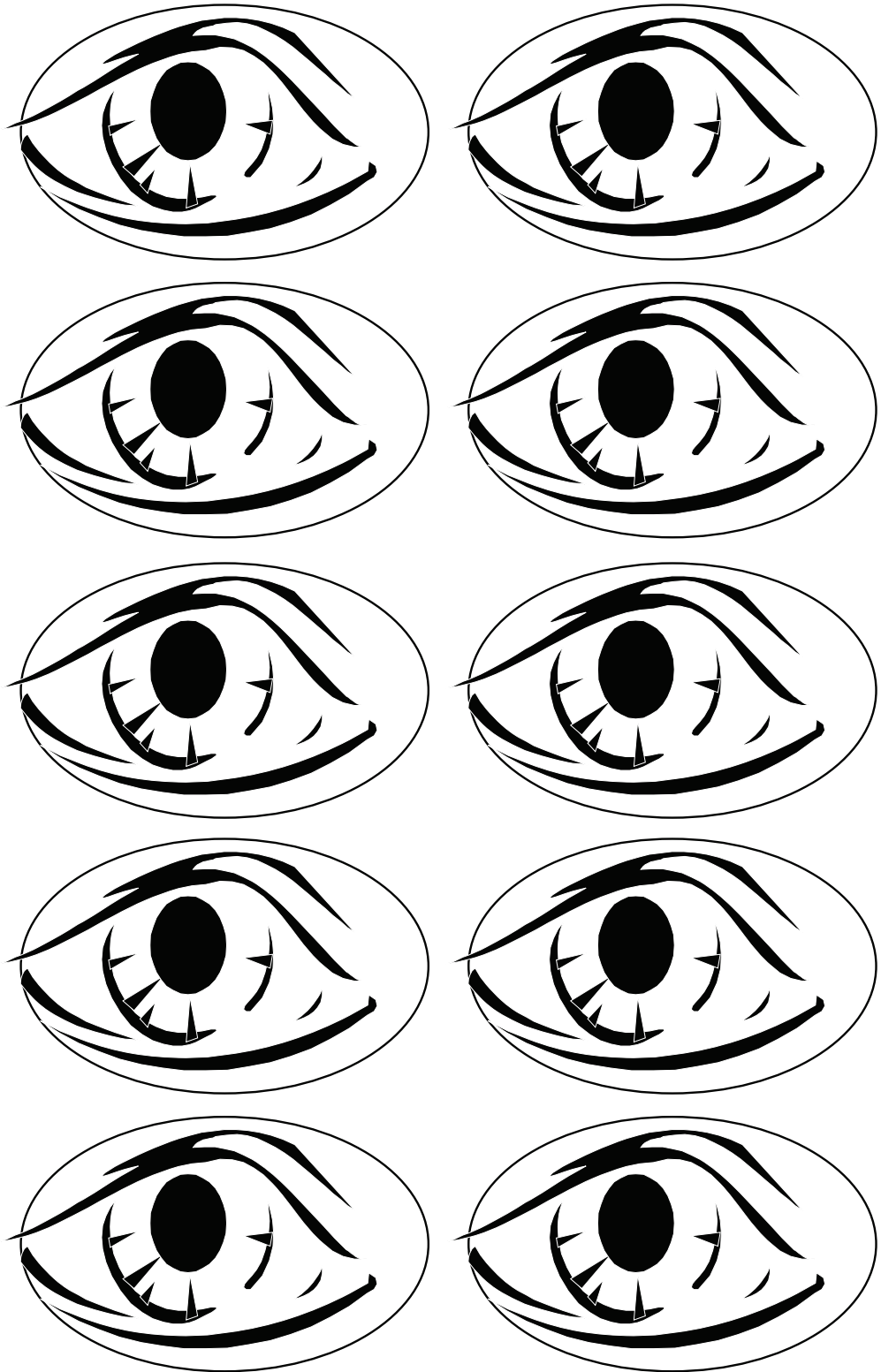
5. Our craft can help us remember that God plans for His power to be displayed in our lives, too. We can be encouraged to think that God may use our lives to be a great display of His glory to bring others to Him, too.

Note: Even non-readers can participate in presenting the craft, if you will whisper what they are to say in their ear and let them say it aloud for the others to hear.


Craft Pattern #1  
Mud Coverings

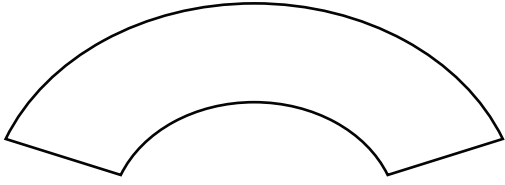


Craft Pattern #2 Eyes

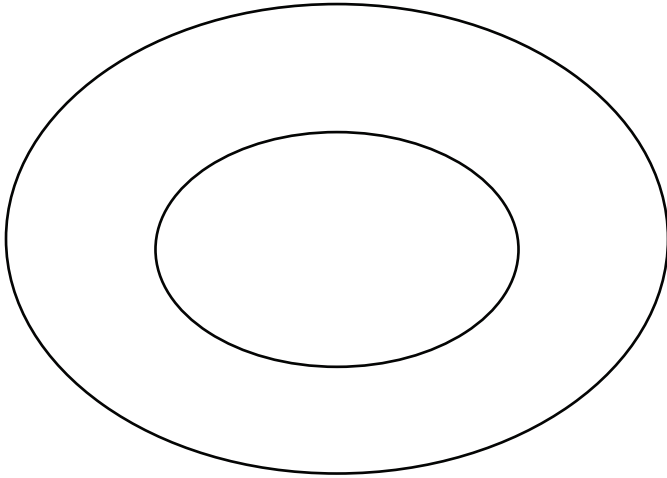


Craft Pattern #3  
Hair Template

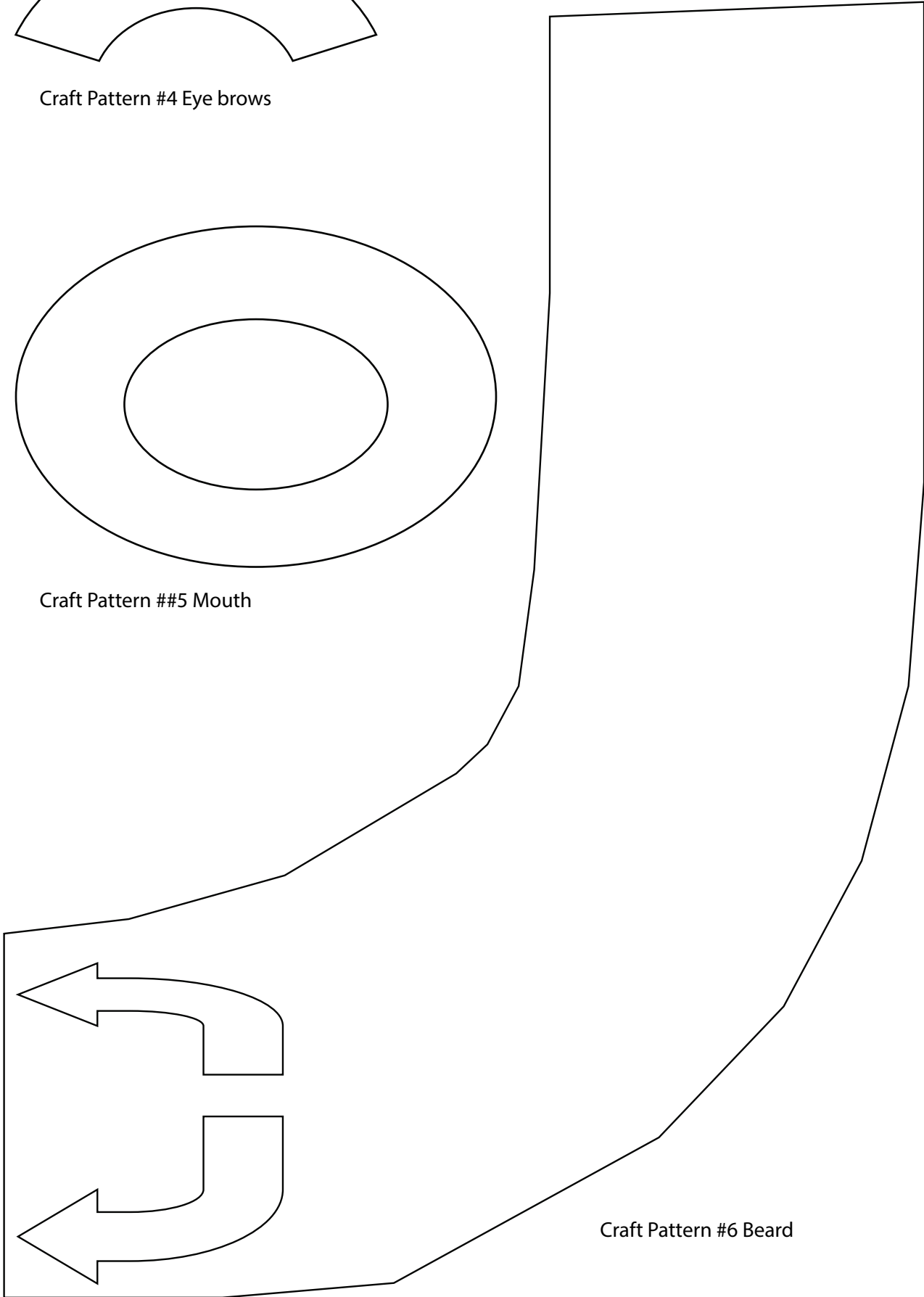




Craft Pattern #4 Eye brows



Craft Pattern #5 Mouth



Craft Pattern #6 Beard



**BEFORE CLASS:****1. PICK YOUR PERSON**

VIPPs can be anyone in your church! Typically, they fall into 6 categories: Church staff, Elders, Deacons/deaconesses, Special Volunteers (people who aren't paid, but spend a lot of time helping out in particular ways), Supported Workers (aka missionaries), and Church Members.

**2. GATHER YOUR FACTS**

Use the VIPP Information Sheet to write down the facts about your VIPP. The information on this worksheet is used in the VIPP activities, listed in the "Choose an Activity" section below.

**DURING THE ACTIVITY:****1. INTRODUCE YOUR VIPP**

Introduce your VIPP to the children, using the VIPP Information Sheet. Fill in a set of VIPP Clue Cards with the information for your VIPP. If desired, you can even have the actual person come into class for the children to meet.

Need help describing what someone does for the church in a kid-friendly way? Check out the list of common VIPPs on the Praise Factory website in the PFI resources. There are lots of kid-friendly descriptions for common VIPP's, such as pastors, elders, deacons and a lot more.

**2. PRAY!**

Lead the children in praying for the VIPP. Ask the children if they would like to pray for one of the VIPPs prayer requests. Even non-readers can pray for the VIPP if you whisper the prayer request in their ear, then let them say it aloud. Never force a child to pray!

**3. CHOOSE AN ACTIVITY**

There are two activities you can use to help the children learn about the VIPP:

**VIPP Clue Cards:** These are nine coloring sheets in which children fill in the nine things they learn about the VIPP from the VIPP Information Sheet. Photocopy a set of each child. Use as few or as many of these Clue Cards as you desire.

**VIPP Game:** This is a game that uses a set of Clue Cards for one or two VIPPs.

Choose a VIPP and fill in his/her information on the VIPP Information Sheet. Fill in a set of VIPP Clue Cards with the information for your VIPP. Tell the children about the VIPP, having them fill in the VIPP Clue Cards with the key facts as they learn them. Write any words the children need to write on a white-board or other piece of paper so they can see how to spell them. Help younger children write these words on their clue cards. Ideas for how to tell the children about many common VIPPs are listed at [praisefactory.org](http://praisefactory.org) with the resources for this Bible Truth.

**Optional TAKING IT TO OTHERS Activity: Introduce and Pray for the VIPP**

If you are presenting the VIPP to other children or parents you can assign children to hold up the 10 clue cards and say what each card tells about the VIPP. (Or, you can have the children hold them up as you tell what each one means.) Then lead the children in praying for the VIPP.

## Game: Hot and Cold Hide

### Materials

Information Sheet for one VIPP

2 Set of Clue Cards

8 8.5" x 11" Manilla Envelopes

Blindfold

### Preparing the Game

1. Fill in one set of clue sheets for the VIPP you are using.
2. Tape the other (blank) set of Clue Cards to the outside of the manilla envelopes.
3. Put the filled-in clue cards in the corresponding envelope.

### Playing the Game

**Reveal:** Tell the children about the VIPP, showing them your filled-in clue cards as you tell about them.

**Review:** Choose one child to be "The Finder" and cover his eyes with the blindfold. Choose one of the Clue Card envelopes. Choose another child to be "The Hider". This child will hide the envelope somewhere in the room. When the clue is hidden, the Finder takes off his blindfold and begins to look for the envelope. The other children say "hot, cold, etc" as the child gets closer or further from the envelope to help the child find it. When the folder is found, the teacher (or the child) tells the Clue Card category. The other children try to remember what the VIPP's answer was. Open it up and see if they got it right. If they did, the Clue Card is retired. If not, it can be added back into the Clue Cards to be hidden.

**VIPP INFORMATION SHEET**

**VIPP NAME:**

\_\_\_\_\_

**WHAT VIPP LOOKS LIKE**

Man or Woman? \_\_\_\_\_

Hair color? \_\_\_\_\_

Eye color? \_\_\_\_\_

**FAVORITE ANIMAL**

\_\_\_\_\_

\_\_\_\_\_

**FAVORITE FOOD**

\_\_\_\_\_

\_\_\_\_\_

**FAVORITE FREE TIME ACTIVITY**

\_\_\_\_\_

\_\_\_\_\_

**WHAT VIPP DOES DURING WEEK**

\_\_\_\_\_

\_\_\_\_\_

\_\_\_\_\_

\_\_\_\_\_

**VIPP GROUP OF SERVICE:**

Church Member

Deacon

Elder

Church Staff

Special Volunteer

Supported Worker  
(Missionary)

**3 WAYS VIPP SERVES CHURCH**

\_\_\_\_\_

\_\_\_\_\_

\_\_\_\_\_

\_\_\_\_\_

\_\_\_\_\_

\_\_\_\_\_

\_\_\_\_\_

\_\_\_\_\_

**3 WAYS TO PRAY FOR THE VIPP**

\_\_\_\_\_

\_\_\_\_\_

\_\_\_\_\_

\_\_\_\_\_


\_\_\_\_\_

\_\_\_\_\_

\_\_\_\_\_

\_\_\_\_\_





**VIPP (Very Important Prayer Person)  
Coloring Sheets**

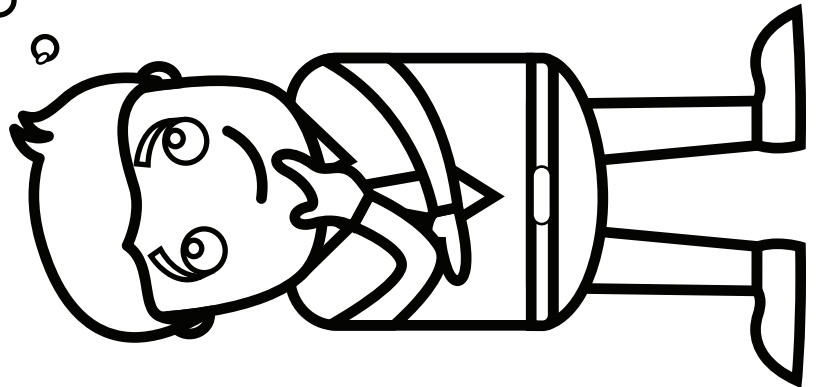




VIPP CLUE GUESS WHO

Can you guess who the  
Very Important Prayer Person  
is that we learned about and prayed for today?

Look at my clues  
and see if you know who it is!






# What VIPP group am I in? Circle the right group.



Church Staff




Special Volunteers



Supported Workers



Church Member



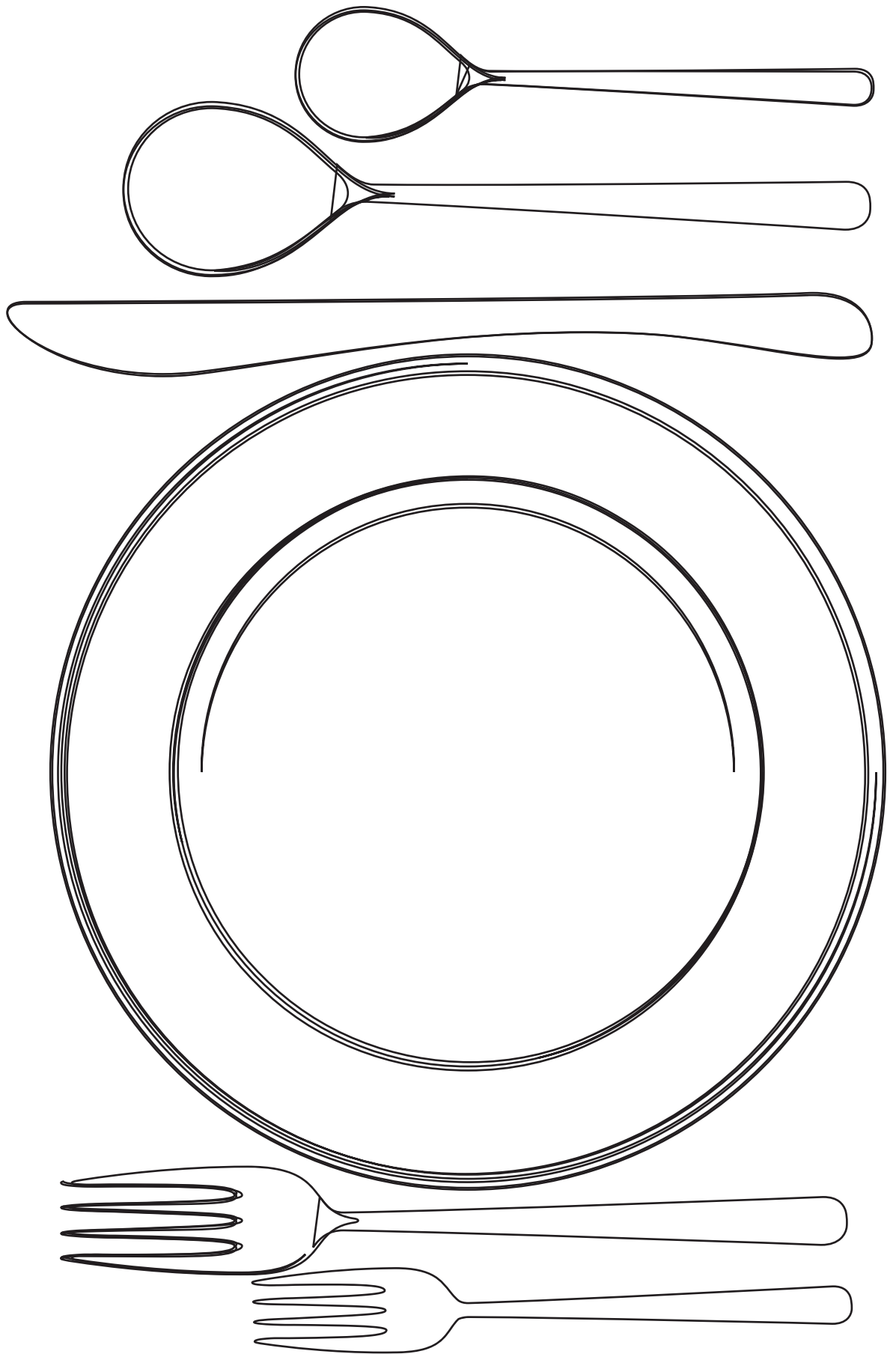
Deacons (Serve the physical needs of the church building and the church members)



Elders (Spiritual Teachers and Overseers of the Church)

---

## Our VIPP's Favorite Food




---

**Our VIPP's Favorite Animal**



---


What our VIPP likes to do for fun



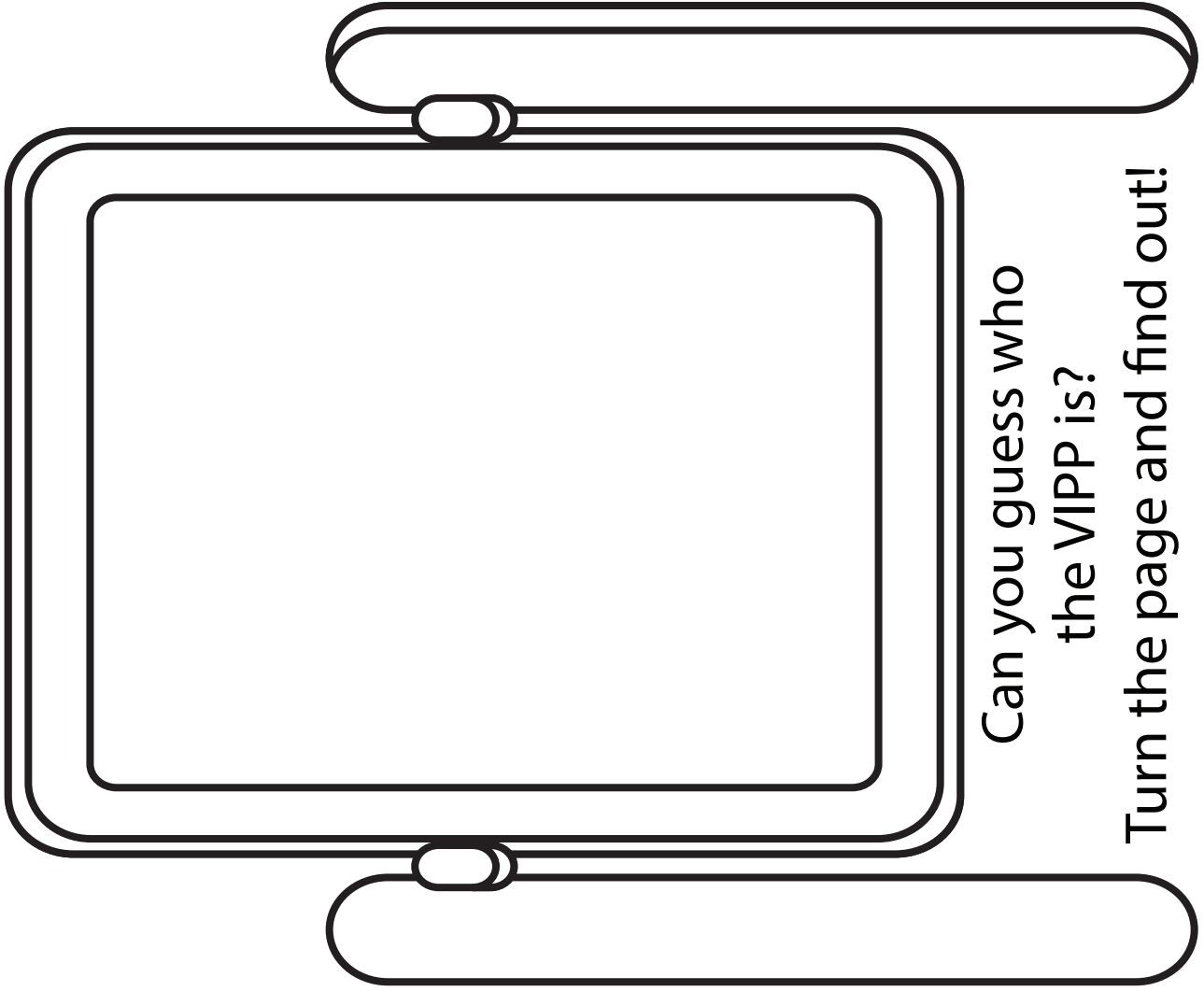


---


This VIPP's Job During the Week




What Our VIPP Looks Like



Can you guess who  
the VIPP is?  
Turn the page and find out!







\_\_\_\_\_

**(Name)**

\_\_\_\_\_

\_\_\_\_\_

\_\_\_\_\_

**(Serves the church as)**

Let's Pray for Our VIPPI!

---

---

---

---

---

---

---

---

