



**Unit 12 Core Curriculum--ESV
God's People Live for Him
Volume 3**



Curriculum for preschool and elementary age children,
training tools, music and other resources
are available for download or to order at:
www.praisefactory.org

© 2015 Praise Factory Media all rights reserved. May be reproduced by licensed user for classroom purposes only.

This and many other resources are available online at www.praisefactory.org

Scripture quotations marked (NIV) are taken from the Holy Bible, New International Version®, NIV®, Copyright © 1973, 1978, 1984 by Biblica, Inc.™ Used by permission of Zondervan. All rights reserved worldwide.www.zondervan.com

Scripture quotations marked (ESV) are from The Holy Bible, English Standard Version® (ESV®), copyright © 2001 by Crossway, a publishing ministry of Good News Publishers. Used by permission. All rights reserved.

Scripture quotations marked HCSB are taken from the Holman Christian Standard Bible®, Copyright © 1999, 2000, 2002, 2003, 2009 by Holman Bible Publishers. Used by permission. Holman Christian Standard Bible®, Holman CSB®, and HCSB® are federally registered trademarks of Holman Bible Publishers.

The Psalm Behind the Name

Psalm 100

(v.1) Make a joyful noise to the Lord, all the earth!

(v.2) Serve the Lord with gladness!

Come into His presence with singing!

(v.3) Know that the LORD, He is God!

It is He who made us, and we are His;

We are His people, and the sheep of His pasture.

(v.4) Enter His gates with thanksgiving,

And His courts with praise!

Give thanks to Him; bless His name!

(v.5) For the Lord is good;

His steadfast love endures forever,

And His faithfulness to all generations.

May this curriculum help you to be manufacturers of noisy joy unto the Lord (v.1).
To sing (v.2), to know (v.3), and to worship Him with thanksgiving and praise (v.4),
that the witness of His great faithfulness might continue through all generations (v.5).

The Lord is amazing! He's not like anyone else!

Constance Dever

January 27, 2015

Table of Contents

Introducing the Praise Factory Family of Curriculum	7
The PFI Companion Resources	7
About PFI	8
Overview Chart of Units	9
PFI Curriculum Basics	10
Getting Started with Praise Factory Investigators	11
Session Prep	13
Learning More about the Praise Factory Investigators, by Resource	15
PFI Activities with Descriptions	20
Making the Curriculum Work for You	
Unit 12 Curriculum (Volume 3 of 3)	21
Unit 12 Overview	23
List of Track Numbers for Unit 12 Music (ESV)	25
Bible Truth 11: God’s People Tell Others about Him	27
Overview	28
Lesson Plan (for use with all three lessons)	29
Lesson 1 Resources and Story	35
Lesson 2 Story and Resources	65
Lesson 3 Story and Resources	97
Bible Truth 12: God’s People Suffer According to God’s Good Plan	131
Overview	132
Lesson Plan (for use with all three lessons)	133
Lesson 1 Resources and Story	139
Lesson 2 Story and Resources	169
Lesson 3 Story and Resources	197
Bible Truth 13: God’s People Know Heaven Is Their Home	225
Overview	226
Lesson Plan (for use with all three lessons)	227
Lesson 1 Resources and Story	233
Lesson 2 Story and Resources	263
Lesson 3 Story and Resources	293
Bible Truth 14: God’s People Delight in God’s Glory	323
Overview	324
Lesson Plan (for use with all three lessons)	325
Lesson 1 Resources and Story	331
Lesson 2 Story and Resources	361
Lesson 3 Story and Resources	393
VIPP Coloring Sheets	423

The PFI Companion Resources

While all the PFI resources are available for free download at praisefactory.org, many of the resources are available for purchase as hard copies, too.

There are three companion resources for each of the sixteen PFI units:

➔ **PFI Unit Core Curriculum Book (ESV/NIV) --offered for each unit**

The PFI Core Curriculum books contain the curriculum introduction, lesson plan, stories and activities for each Bible Truth in a unit. There are three stories per Bible Truth: an Old Testament, New Testament and church history/missions story. All three reinforce the same Bible truth concept, but from a different perspective. Each story has its own set of eleven response activities.

PFI Unit Songbook (ESV/NIV) --offered for each unit

The PFI Unit Songbooks provide lead sheets and sign language for every song used in a unit. The audio music is available for download online at www.praisefactory.org.

PFI Unit Prontos (ESV/NIV) --offered for each unit

The PFI Prontos books provide all of the unit's take home sheets. They are offered separately from the rest of the curriculum because they are usually photo-copied. These take-home sheets include the key concepts, lyrics to the songs, the session story, some review questions, a prayer and an activity sheet.

All of these materials may be photocopied for non-commercial church, classroom or school use by licensed users.

About the PFI Core Curriculum Book

This PFI Core Curriculum Book allows you to have the bulk of a unit's curriculum at your fingertips. It is a great way to get an overview of the curriculum and make decisions about which of the many resources offered for each session you want to use.

The only resources it does not include are those found in the PFI Songbook (large format lyric sheets, the lead sheet music and the sign language); and, the PFI Prontos.

The core curriculum for most units is contained in one book. A few of the very large units (with more than 6 Bible Truths) will be split into several volumes.

Other Praise Factory Resources

PFI: Praise Factory Investigators is the third in a family of three, inter-related curriculums:

- Hide 'n' Seek Kids (focus group: ages 2-4; adaptable range: ages 2-pre-K 5's)
- Deep Down Detectives (focus group: ages 4--6's; adaptable range: ages 3-2nd grade)
- PFI: (focus group: grades K-5th grade; adaptable range: pre-K 5's-6th grade)

Each curriculum teaches the same biblical themes, but present them in greater depth as the children grow and develop. Together, the curriculums work like an expanding spiral of truth that returns to reinforce the same truths with each curriculum, while leading the children to deeper understanding with each step up.

Learn more about these curriculums as well as other resources and ideas for reaching children with the gospel at: www.praisefactory.org.

About Praise Factory Investigators (PFI)

written for K-5th grade

can be used with pre K - 6th grade

In K-5th grade, the children take part in Praise Factory Investigators—the “mother ship” curriculum that gives name to the whole family of curriculum.

Curriculum Overview

Praise Factory Investigators is the third of the Praise Factory family of curriculums and is most suitable for kindergarten- grade 5 (ages 5-11). Like the other two Praise Factory curriculums, PFI is built around sixteen, theological themes, each framed in the form of a Big Question and Answer.

The sixteen themes form sixteen units of Bible truths which help the children understand the theme. There are a total of 104 Bible truths taught in the whole curriculum. Three sessions of curriculum are spent on each of these 104 Bible truths: one Old Testament lesson, one New Testament lesson and one “Story of the Saints” lesson (a Christian from church history, missions or today). This gives the children three sessions to dwell on the same Bible truth, but also see its enduring truth from three different perspectives.

In keeping with its detective-ish name, each story in PFI is presented as a case to solve. Each case begins with two questions for the children to find answers to as they listen. At the end of the story-telling, the children will be asked to solve the case and answer the questions.

The resources available for each session’s lesson are robust and expansive. They include a fully-scripted lesson plan, story, and eleven different reinforcement activities from which to choose.

An overview chart of the Theme/Big Question units and keys aspects of the curriculum follow. Then, we will look at the curriculum in more depth.

	PRAISE FACTORY UNIT	THEOLOGICAL THEME
1	Unit 1: The God Who Loves Big Question: How Can I Know What God Is Like? He Shows Me What He's Like!	Revelation
2	Unit 2: God's Wonderful Word, the Bible Big Question: What's So Special about the Bible? It Alone Is God's Word!	The Bible
3	Unit 3: The Good News of God Big Question: What Is the Gospel? Salvation through Faith in Christ!	The Gospel
4	Unit 4: The God Like None Other Big Question: Can Anybody Tell Me What the LORD Is Like? He's Not Like Anyone Else!	The Attributes of God
5	Unit 5: God, the Good Creator Big Question: Can You Tell Me What God Made? God Made All Things Good!	Creation
6	Unit 6: God, the Just and Merciful Big Question: How Did Bad Things Come to God's Good World? Bad Things Came through Sin!	The Fall
7	Unit 7: The Law-Giving God Big Question: What Are God's Laws Like? God's Laws Are Perfect!	God's Laws
8	Unit 8: The God Who Loves Big Question: What Is God's Love for His People Like? It's More than They Could Ever Deserve!	God's Enduring Love for His People
9	Unit 9: Jesus Christ, Immanuel, God with Us Big Question: What Did Jesus Come to Do? Jesus Came to Bring Us to God!	Jesus, the Son of God
10	Unit 10: The Holy Spirit, the Indwelling God Big Question: What Does the Holy Spirit Do in God's People? He Changes Their Heart!	The Holy Spirit
11	Unit 11: The God Who Saves Big Question: How Can We Be Saved? It's God's Free Gift!	Salvation
12	Unit 12: God's People Live for Him Big Question: How Should God's People Live? They Should Live Like Jesus!	Discipleship
13	Unit 13: The Sustaining God Big Question: Why Do God's People Keep Believing in Him? It is God's Sustaining Grace!	Perseverance of the Saints
14	Unit 14: The God Who Delights in Our Prayers Big Question: How Does God Want Us to Pray? Every Night and Day!	Prayer
15	Unit 15: God's People Gather Together Big Question: Why Do God's People Go to Church? To Worship God and Love One Another!	The Church
16	Unit 16: Jesus, the Returning King Big Question: What Will Happen When Jesus Comes Back? God Will Make Everything New!	The Return of Christ

Praise Factory Investigators Curriculum Basics

Focus Age Range:	K-5th grade
Useful Age Range	pre-K 5's to 6th grade
Number of Units	16 (one per Theme)
Number of Bible Truths included in the 16 Units (Themes)	104 in all (3 to 14 per unit)
Number of Lessons for each of the 104 Bible Truths	3 lessons
Stories per Bible Truth	3 Stories: 1 Old Testament Story 1 New Testament Story 1 Story of the Saints (Church History/Missions)
Bible Verse per Bible Truth	1 Bible Verse
Resources/Activities for each Lesson	<ul style="list-style-type: none"> • Fully Scripted Lesson Plan • Story • Big Question, Bible Verse, Hymn Songs • Craft • Story Review Games • Hymn Singing and Sign Language Activity • Bible Verse Games • ACTS Prayer (Adoration, Confession, Thanksgiving, Supplication) • Custom Discussion Sheets to Go with Every Activity • Story-related Snack • VIPP (Very Important Prayer Person) Prayer Activity • Take Home Sheets for Each Lesson
Total Amount of Curriculum	6 years <i>(if you use all 3 lessons)</i>
Adaptability	<ul style="list-style-type: none"> • can be adapted to 1-3 lessons per Bible Truth, though you will lose stories if you do cut it down • great for Sunday School, "Children's Church", Wednesday and Sunday evening programs, schools and Vacation Bible School

Getting Started with Praise Factory Investigators

Get It



Order the **Praise Factory Tour: Extended Version** (or follow along on the website in the Tour section). It is going to be your easiest, most visual way to learn about this curriculum. Order/download the **Praise Factory Investigators ESV or NIV Unit Core Curriculum, Praise Factory Investigators ESV or NIV Unit Songbook, and the Praise Factory Investigators ESV or NIV Unit Prontos**, for Unit 1, or whichever unit you want to do.

Tour It....Three Times

1

1. Read through the whole Praise Factory Tour book once.

Learn how the Praise Factory family of curriculum is related to each other. Pay special attention to the section on Praise Factory Investigators.

2

2. Go back and read through just the section on Praise Factory Investigators in the Tour book again.

3

3. Now go back and read the Praise Factory Investigators section of the Tour book a third time, only this time, get out your curriculum books: Praise Factory Investigators ESV or NIV Unit Core Curriculum, Praise Factory Investigators ESV or NIV Unit Songbook, and the Praise Factory Investigators ESV or NIV Unit Prontos and follow along.

This will help see how the curriculum flows and where to find each of the resources visualized in the Tour Book.

Take Note



A few things to notice about the curriculum:

1. The resources for every Bible Truth **always include the same set of resources and are always presented in the same order.** Get to know the resources of one Bible Truth and you know them for all.

2. There is one Bible verse, but three stories for each Bible Truth: **an Old Testament, a New Testament, and a Church History/Missions story.**

3. The Unit Core Curriculum has **almost** everything your teachers will use in the classroom.

Notice that there is only lesson plan used for all three lessons for each Bible Truth. That's because the basic Bible truths are the same. Stories, questions, and activities for each lesson are different, of course. These difference are clearly noted, as you can see if you look through the lesson plan.

4. The Songbooks are more than just books of lyrics and sheet music for the unit. They also **contain the sign language signs that the songs activities use.**


5. The Prontos are **designed to be the take home sheets for each lesson.** However, **some people like to teach from it.** It has the Bible Truth and Bible verse, the story text, a few questions, the lyrics to the songs, and an ACTS prayer. If you download a couple activities from the website, then you have all you need for a basic teaching session...in a much smaller package.

Choose What You'll Use



Not everyone will want or will need or will be able to do all of the curriculum, as written. So much depends upon your kids, your teachers, your space, your time and your teaching goals. There are a ton of activities and pretty much no one, except our church (CHBC for whom this curriculum is written) does all of the activities. This means you need to think about what fits you best. Ideas for how to choose what to use for various situations are included in the "More Details" section of this chapter.

Ready to Rip?



Chances are, you will be making copies of the curriculum for your teachers. You may want to keep your books intact and photocopy right from the book. However, if you are using a lot of activities and distributing them to a number of teachers, you may find it easier to take the resources out of the book completely and copying them that way. This will save you a lot of time. Just make sure to clip your originals together with a binder clip to get them in good shape and ready for you next time you use them. **Or, you may just want to print your copies from the download version of the curriculum. All resources (except the lesson plans and the stories) can accessed this way.**

Getting Started with Praise Factory Investigators, continued

Bind It So They Can Find It



Once you've chosen what you want to use, make copies and put them in binders. Separate each lesson's materials with labeled tab dividers so that the teachers will be able to find the resources they need for each session. We like to put a few extra aids in the binder in the back: such as classroom management tips; what our teachers should do if they need a substitute teacher; and, where to find certain supplies they will need.

Download It



Download the **zip file of unit songs** from the website. A pdf of the track numbers is also included.

Make It... Before You Get Started

There is a set of resources you will be glad you made ahead of time: the games! The Praise Factory Investigators curriculum is a very active curriculum, with a number of different games suggested each lesson. The good news is that they are used in a rotation throughout the curriculum. That means, once you make these games, you store them and use them over and over (and for years to come!).



While you only need to make whatever games you choose to use with each lesson, **I would highly suggest you make all the games before you start using the curriculum and then storing them.** Get the prep work over with at the beginning and coast your way through years of enjoyment!

Store them in ziploc bags or baskets and pull them out when needed. So simple! Your teachers will love how easy it is to have an engaging learning session with so little work for them to do! And happy teachers are repeat teachers! **A full list of the games and the supplies needed to make them can be found in the "More Details" section of this chapter or in the Praise Factory Investigators Curriculum section online.**

Protect and Store It



This is a curriculum that keeps on giving, year after year. If you do a good job of storing the curriculum it will serve your church well and at little cost for many years. We store the resources for each unit in **manila envelopes and magazine storage boxes.**

Learn More



There are many more resources online that may help you customize the curriculum to fit your learning situation. These are listed online in the Praise Factory Resources section, as well as in the Getting Started Section.

Two you might especially want to look at are:

- **From the Ground Up** (Making a Great Start in Children's Ministry and with the Praise Factory Family of Curriculum)--(you've got this already. That's this book!)
- **Classroom Management Suggestions for Elementary School Age Children**

These are available for download or to order through amazon.com

See It in Action



visit us in
Washington,
D.C.

Three times a year (the third Saturday/Sunday of March, May and September), we hold a **free lunch, learn-and-look workshop and observation time here at Capitol Hill Baptist Church in Washington, D.C.**

On the Saturday, we gather for lunch and talk philosophy, child protection policy, encouraging parents, dealing with discipline issues, etc. and, of course, curriculum. After finishing up our group session, we are happy to talk to individual churches about their particular situation.

Then, on Sunday, we offer an opportunity to see Praise Factory Investigators as well as the other Praise Factory curriculum in action in our classes. The registration form for these workshops can be found on the Praise Factory website.

Session Prep (especially good for newbies!)

Pray!



Pray for the Holy Spirit to be at work in your heart and in the children's hearts.

Review



1. If new to the curriculum, look at the previous **Getting Started with Praise Factory Investigators section** (p.11). It will be especially helpful to read through the Praise Factory Investigators section of **The Praise Factory Tour: Extended Version Book**. This will be a visual way to understand what goes on in the classroom.
2. Notice that there is only lesson plan used for all three lessons for each Bible Truth. That's because the basic Bible truths are the same. Stories, questions, and activities for each lesson are different, of course. These difference are clearly noted, as you can see if you look through the lesson plan.
3. Flip through the resources for a particular Bible Truth. The resources offered for every Bible Truth are always the same and they are always ordered in the same order.

Look through and Learn the Lesson



Read over **lesson plan**. Learn the flow of the lesson. Read through the key concepts. You might want to look at the Bible Truth Discussion Sheet, found with each session's activities. It takes the Bible Truth concept and breaks it down into discussion question format. Some of the questions and answers might be helpful to have in your head before teaching the concept to the children.

Let There Be Music



Download the music and listen to the songs. Choose which of the songs you will use with the children. Practice the sign language, if you are using it. If using live musicians, make sure they have the sheet music from the Praise Factory Investigators Unit songbook.

You've Got a Story to Tell!



1. Read the Bible verses and the story, itself. Pray!
2. Create story cue cards on index cards (or highlight text).
3. Practice telling story dramatically, timing your presentation Shorten, if necessary to fit your allotted time.
4. Decorate area with story props that help bring your story alive.

Prepare Any Activities



Choose the activities you want to use. Bear in mind your time frame as well as the developmental abilities and attention span of your children as you decide what/how many to prepare. Look over the Discussion Question Sheet that goes with each activity. Choose a few questions you might use to spark discussion with the children. Prepare any craft, snack or game for your class.

Let Them Take It with Them



Make copies of the take home sheet.

Store It



After your session is over, collect the resources and store them for future use. This curriculum can be used over and over for years to come.

Learning More about the Praise Factory Investigators, by Resource

The extra-depth information starts here! Follow along in the Core Curriculum, Songbook and Pronto Books for Unit 1 (or another unit) as you read below. **We will be describing curriculum elements in the order they appear in the lesson plan. But first, here's a reminder of how a Praise Factory Investigators session is structured:**

Session Format: Regular Classroom or Large Group/Small Group Format

The PFI curriculum can be used in a regular classroom setting, in which all the children participate in the same activities at the same time; or, in a large group/small group format, in which the children gather together for opening activities and the story, then split up into small groups, each with their own activity, and finally coming back together for each group to make a presentation to the other children (or to the parents) at the end of session. Small groups alternate to a different activity each lesson for variety. Each PFI session follows the same three-part format, as described here:

Session Overview

Each PFI session follows the same three-part format, as described here:

PART 1: GETTING STARTED

A time to welcome the children to the class, introduce the class rules and the "Big Question and Answer" (and related songs) of the theological theme they are studying.

PART 2: DIGGIN' DEEP DOWN

The Bible truth (and related songs) is introduced. The Case Questions are revealed, the Bible story told, then the Case Questions answered. The teacher closes with an ACTS prayer (A prayer including **A**doration, **C**onfession, **T**hanksgiving, and **S**upplication related to the Bible truth they are learning.)

PART 3: TAKING ACTION

The children participate in the response activities chosen for the day and (if desired), presenting what they've learned to each other or to parents at the end of the session. Teachers give out take home sheets as children are dismissed.

Session Length

The resources for each PFI session-- as described in the lesson plan--are designed for a 60 to 90 minutes session. However, they can be easily shaped for you to tailor them to fit a shorter or longer session.

PFI Activities with Descriptions *(in order of use in curriculum)*

PFI Activities, by Section

Ok, now let's look at all of the activities included in each Praise Factory Investigator session, in order of use. You can, of course, choose which ones you want to include (or not include) in your own classroom.

Remember! Get out your resources and follow along!

PART ONE: Getting Started (Welcome and Opening Songs)

A time to welcome the children to the class, introduce the class rules and the Big Question and Answer (and related songs) of the theological theme they are studying.



Welcome to Praise Factory: PFI: Praise Factory Investigators Theme Song

PFI begins with the **Praise Factory Investigators Theme Song**--a detective-sounding song that introduces the idea of digging down in the truths of God's Word for answers to our Big Questions about God. Found on the PFI Unit Songs along with all the other songs. These songs are all downloadable off of the Praise Factory website.



Rules to Help Us Worship God and Love One Another:

The WoGoLOA Classroom Rules Song

WoGoLOA stands for Worship God and Love One Another--the two things we hope to help the children do during the PFI session. This song reminds the children of ways they can act to help all worship God and love one another. *(PFI Unit Songs)*



Big Question Under Investigation: Big Question & Answer and Songs

The Big Question and Answer for the unit (theological theme) are introduced. There are two Big Question songs to help the children remember the Big Question and Answer and what it means. The Big Q & A song is an adapted familiar nursery song/folk song which simply states the Big Question under Investigation and its answer. The Big Question Song is a new song especially written to help the children remember not just the Big Question and Answer, but what it means. *(PFI Unit Songs)*









Big Question Bible Verse: Bible Verse and Song

Each unit has a Bible verse that is central to the theological theme. This verse has been set to music to help the children remember it. *(PFI Unit Songs)*

PFI Activities with Descriptions *(in order of use in curriculum)*

PART TWO: Digging Deep Down (Key Bible Truth Concepts and Story)

With the unit's theological theme introduced, the session now turns to digging deeper down into the theological theme by looking at one particular aspect (Bible Truth) of the theme.

	<p>Bible Truth: Each unit has from three to fourteen Bible Truths. Each Bible truth is studied for three lessons. There are 104 Bible Truths in the whole curriculum.</p>
	<p>Bible Truth Hymn: One or more verses of a hymn that tie into the Bible Truth can be introduced at this point in the session. It also is offered in Part Three as a response activity with a complete set of discussion questions, sign language and a song game. <i>(PFI Unit Songs)</i></p>
	<p>Bible Truth Bible Verse: Each Bible Truth has a Bible verse that is central to the concept. This verse has been set to music to help the children remember it. The song can be introduced now, but it also offered in Part Three as a response activity with a complete set of discussion questions, sign language and a song game. <i>(PFI Unit Songs)</i></p>
	<p>Extra Bible Truth Bible Verse Song: Sometimes an extra Bible verse song is suggested. The words for this song are included in the response activities along with sign language. It can be used here or as a response activity. <i>(PFI Unit Songs)</i></p>
	<p>Bible Truth Story: (Old Testament, New Testament, or Story of the Saints) There is an Old Testament, New Testament and Story of the Saints story for each Bible Truth. The Old Testament or the New Testament story leads, followed by the Story of the Saints, then ending with the story from the other Testament. In keeping with the detective feel of PFI, each story is called a case and is introduced with two questions for the children to solve as they listen to the story. After the story is read, the teacher asks the children again and together they solve the case.</p>
	<p>Part Two: Digging Deep Down ends with prayer and dismissal to response activities.</p>

PFI Activities with Descriptions *(in order of use in curriculum)*

PART THREE: Taking Action (Response Activities to Choose from)

The children participate in the response activities chosen for the lesson; and (if desired), present what they've learned to each other or to parents at the end of the session. There are eleven different activities from which to choose. How many a teacher uses depends upon how much time you have and on whether you choose for everyone to do the same activities or whether you will split up into small groups and each do a different activity. A description of each activity follows.



Snack (and Discussion Planner):

A snack that includes food mentioned in the story or looks like something from the story, along with a description of how it ties into the story. Always feel free to modify the snack, being sensitive to food allergies. The snack sheet also includes a discussion planner to write down the questions you want to ask the children as they enjoy their snack. A question about the snack is included as the first discussion question.



ACTS Prayer:

In Praise Factory, the children learn the "ACTS" format of prayer. "A" is for Adoration (Praising God for who He is); "C" is for Confession (Saying sorry to God and turning from our sins); "T" is for Thanksgiving (Thanking God for His provisions); and, "S" is for Supplication (Asking God to supply our specific needs). Try to at least weave the Big Idea/Scripture Verse into A, C, T, or S, if not all four. Suggested ACTS applications for each Bible Truth are included on the ACTS prayer sheet.

Younger children can usually think up at least a related "Adoration" and a "Thanksgiving" related to the Bible Truth, while older children can usually think up a connection to all four. This is a wonderful way for them to expand their understanding of who God is, who we are as sinners, what we can thank God for and what we should ask of Him. It is also of great benefit to families who can easily apply this format to their own family devotions and prayer times.



Story Review and Game:

This activity includes discussion questions to understand and a game to reinforce the story.

End of session presentation option: Have children read some of their discussion questions for the other children to answer.









Bible Truth Review and Game:

This activity includes discussion questions to understand and a game to reinforce the Bible Truth.



End of session presentation option: Have children read some of their discussion questions for the other children to answer.

PFI Activities with Descriptions *(in order of use in curriculum)*

	<p>Bible Truth Hymn: This activity is one or more verses from a hymn which relates to the Bible Truth being learned. It includes discussion question for understanding the hymn, sign language of key words, and a song game that can be used with the song and the sign language. The audio and sheet music is available for download on the Praise Factory website.</p> <p><i>End of session presentation option:</i> Have children sing and sign their song and teach it to the other children.</p>
	<p>Bible Verse Review and Game: This activity includes discussion questions to understand and a game to reinforce the Bible Verse.</p> <p><i>End of session presentation option:</i> Have children read some of their discussion questions for the other children to answer.</p>
	<p>Bible Verse Song: Every PFI Bible verse has been set to music. This song can be used along with the Bible Verse Review discussion questions, listed in the previous activity. Sign language of key words and a song game that can be used with the song and the sign language are also included. The audio and sheet music is also available on the website for download.</p> <p><i>End of session presentation option:</i> Have children sing and sign their song and teach it to the other children.</p>
	<p>Case RePlay, Jr: Drama Activity for Youngest Children (children do same story actions together)</p> <p>This is a simpler drama activity in which the teacher leads all the children in doing the same actions as she retells the story.</p> <p><i>End of session presentation option:</i> Have the children act out the story for the others to watch.</p>
	<p>Case RePlay, Sr: Drama Activity for Most Children (children re-tell story with individual parts)</p> <p>This is a more involved drama activity in which each child acts out a particular role as the teacher retells the story.</p> <p><i>End of session presentation option:</i> Have the children act out the story for the others to watch.</p>
	<p>Craft: This craft activity includes discussion questions to help the children understand the significance of what they are making.</p> <p><i>End of session presentation option:</i> Have children read some of their discussion questions for the other children to answer.</p>

PFI Activities with Descriptions *(in order of use in curriculum)*



VIPP (Very Important Prayer Person) Prayer Time, Coloring Sheets and Game

VIPP stands for Very Important Prayer Person. The VIPP Group learns about a VIPP—a Very Important Prayer Person—from your church. This activity really has nothing to do with the Bible Truth or the story. Instead, it is an opportunity to help the children know more about and pray for church leaders and missionaries. VIPPs should include elders, deacons, supported workers, and church staff. However, your church may not have many VIPPs of this kind. Feel free to use special volunteers (such as Sunday School teachers or the pianist) and other regular church members as VIPPs. It never hurts for children to get to know everyone in their church and pray for them! There is a fill-in-the-blank questionnaire that you can use to get information about the VIPP to share with the children. Or, you also can invite the VIPP to the class. There is a game and a set of coloring sheets (called Clue Cards) that you can use to help the children remember what they've learned about the VIPP. This activity ends with praying for the VIPP. The coloring sheets are set up as a take-home activity that they can use to teach and pray with their parents for the VIPP.

End of session presentation option: Have children tell about the VIPP and lead the class in praying for him (kids or the teacher can pray, as desired.)

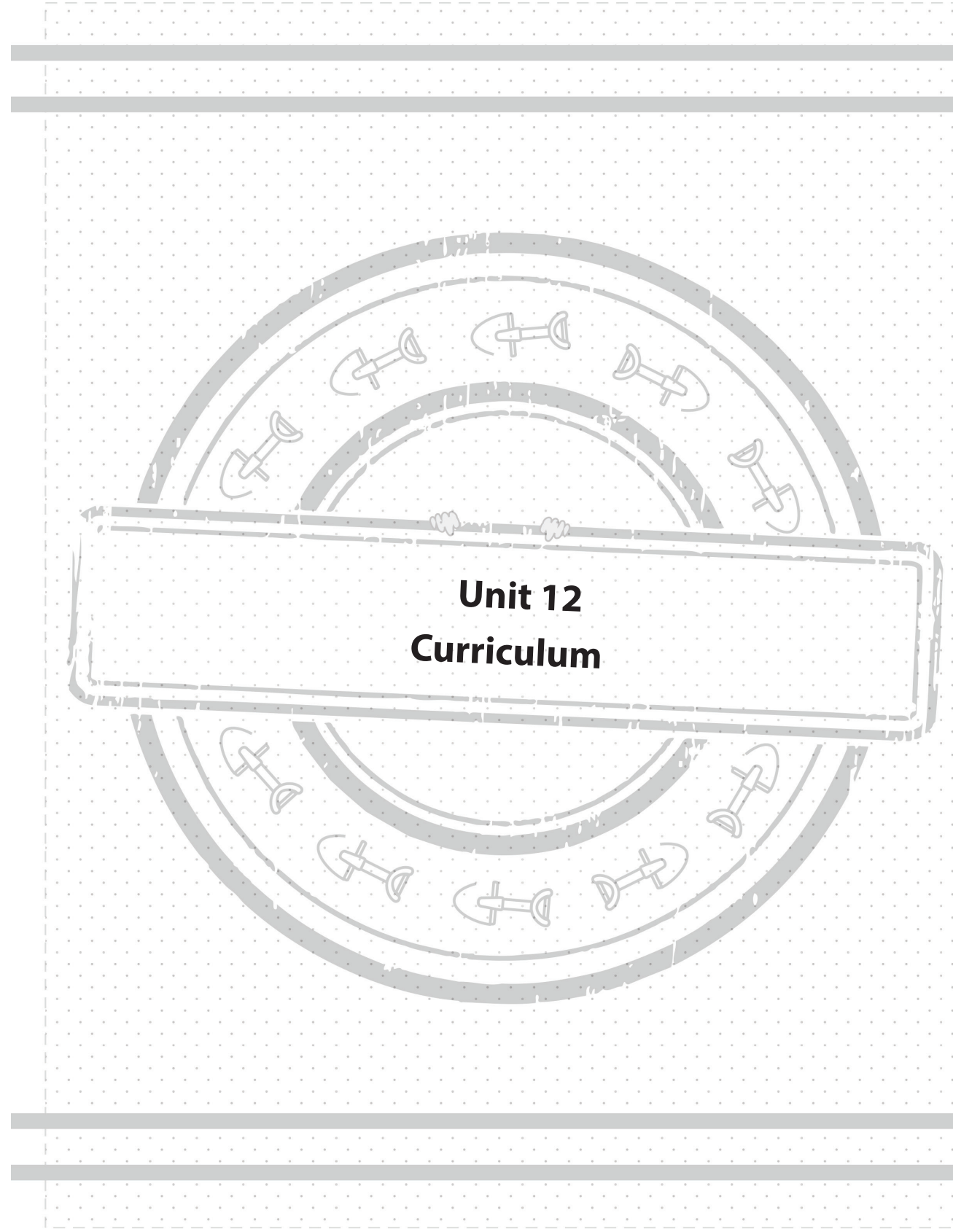
TAKING IT HOME: The PFI Pronto



A take home booklet, called the PFI Pronto, is available for each lesson. It includes the key concepts, lyrics and track numbers for the songs, the story, and a few review questions is available online with the Praise Factory resources.

MAKING THE CURRICULUM WORK FOR YOU

Any curriculum is at best just a beginning for making a good fit with your teachers and children. The sooner you can think of its resources as tools in your toolbox and less like an immovable structure, the better. There are so many resources available with this curriculum that it leaves you with many options besides what is laid out in the lesson plans. Take the lesson plans and a big, red marker and start crossing out or shifting around activities. Think about what your children and teachers are used to already and what works well. If possible, you might want to try to make these resources fit into that format before you try to change everything. Some use the PFI curriculum just as Sunday School or children's church materials. Others use part of the resources during Sunday morning classes and use the other resources in the same lesson in the Sunday evening program. Still others use it for Vacation Bible School. No doubt you will come up with yet other uses.



Unit 12
Curriculum

UNIT 12: GOD'S PEOPLE LIVE FOR HIM

UNIT OVERVIEW

We become God's people when we turn away from our sins and trust in Jesus as our Savior. That is the end of the punishment for our sins that we deserved from God, but it's the beginning of a whole new way to live. God's people want to honor God with their whole lives like Jesus did. They seek to love God most of all and love all people, too.

UNIT BIBLE VERSE: Ephesians 5:1-2, ESV

"Therefore be imitators of God, as beloved children. And walk in love, as Christ loved us and gave himself up for us, a fragrant offering and sacrifice to God."

BIG QUESTION UNDER INVESTIGATION: How Should God's People Live?

ANSWER: They Should Live Like Jesus...

BIBLE TRUTH 1: God's People Grow to Be More Like Jesus

The Case of the Sneak-Away Slave *The Book of Philemon NT*
The Case of the Drunken Soldier *Story of the Saints*
The Case of the Boy Who Did What Men Did Not *1 Samuel 1-3 OT*
Bible Verse: 2 Corinthians 3:18 ESV

BIBLE TRUTH 2: God's People Love Him with All of Themselves

The Case of the Three Questions *Mark 16; Luke 5,9,18,22; John 21 NT*
The Case of the Lively Learning Lad *Story of the Saints*
The Case of the Man Who Lived "No" *Jeremiah 17:7; 29:7; Daniel 1,6 OT*
Bible Verse: Deuteronomy 6:4-5 ESV

BIBLE TRUTH 3: God's People Love Others

The Case of the Man Who Needed to Multiply *Matthew 18:21-35 NT*
The Case of the Needy Newborn *Story of the Saints*
The Case of the Friend Who Didn't Fail *1 Samuel 17-20; 2 Samuel 9 OT*
Bible Verse: 1 Corinthians 13:4-8,13 ESV

BIBLE TRUTH 4: God's People Trust Him

The Case of the Wedding that Almost Wasn't *Matthew 1:18-25; Luke 1:26-56 NT*
The Case of the Impossible Task *Story of the Saints*
The Case of the Put-off Promise *Genesis 11:26-12:9; Joshua 24:2; Acts 7:2-5; Hebrews 11:8 OT*
Bible Verse: Proverbs 3:5-6 ESV

BIBLE TRUTH 5: God's People Are Good Stewards of His Gifts

The Case of the People Who Wouldn't Stop *Exodus 3, 5, 11,12,15,19-40 OT*
The Case of the Bulging Box *Story of the Saints*
The Case of the Treasure Seekers *Luke 11:13-34 NT*
Bible Verse: 1 Peter 4:10-11 ESV

BIBLE TRUTH 6: God's People Obey Him

The Case of the Wise Man's Writings *Deuteronomy 17; 1 Kings 1-12; 2 Chronicles 1-10 OT*
The Case of the Porcupine Roach *Story of the Saints*
The Case of the Lazy Listeners *Matthew 4-7 NT*
Bible Verse: John 14:23-24 ESV

UNIT 12: GOD'S PEOPLE LIVE FOR HIM

BIBLE TRUTH 7: God's People Work for Him

The Case of the Barley and the Bitter Woman *Ruth 1-4 OT*

The Case of the Greene Girl's Dream *Story of the Saints*

The Case of Peter and the Dead Gazelle *Luke 24:47; Mark 16:17-28; Acts 9:32-43 NT*

Bible Verse: Ephesians 2:10; 6:7-8 NIV 1984

BIBLE TRUTH 8: God's People Read His Word, the Bible

The Case of the Missing Words *Deuteronomy 6,9,31; Ezra; Nehemiah 8-10 OT*

The Case of the Sly Soap-Makers *Story of the Saints*

The Case of the Synagogue Stalkers *Acts 17; 1 and 2 Thessalonians NT*

Bible Verse: Psalm 119:11,15-16 ESV

BIBLE TRUTH 9: God's People Think about Him

The Case of the Eavesdropping Cook *Luke 10:25-42 NT*

The Case of the Sneakiest Sneaker *Story of the Saints*

The Case of the Forgetful Fretters *Exodus 14-15 OT*

Bible Verse: Psalm 63:2-4 ESV

BIBLE TRUTH 10: God's People Say "No" to Temptation

The Case of the Handsome No-Man *Genesis 37,39,45,50 OT*

The Case of the Courageous Couple *Story of the Saints*

The Case of the Tricky Givers *Acts 4:32-5:14 NT*

Bible Verse: 1 Corinthians 10:13 ESV

BIBLE TRUTH 11: God's People Tell Others about Him

The Case of the Homecoming Heralds *Acts 13:1-12 NT*

The Case of the Never-Quitter *Story of the Saints*

The Case of the Reluctant Messenger *Jonah 1-3 OT*

Bible Verse: Romans 10:13-15 ESV

BIBLE TRUTH 12: God's People Suffer According to God's Good Plan

The Case of the Surprising Sufferer *The Book of Job OT*

The Case of the Atheist Under Attack *Story of the Saints*

The Case of the Suffering Speaker *Acts 9,18, 2 Corinthians 11:16-33 NT*

Bible Verse: 1 Peter 1:6-7 NIV1984

BIBLE TRUTH 13: God's People Know Heaven Is Their Home

The Case of the Homebound Hero

Matthew 6:14-16; Luke 7, 23; John 6:1-15, 7:31, 40; Acts 7: 20-43; Hebrews 12:1-3 NT

The Case of the Prisoner's Paradise *Story of the Saints*

The Case of the Locked Out Leader

Exodus 2-3; Numbers 20,27:12-23; Deuteronomy 32:44-52, 34; Acts 7: 20-43; Hebrews 11:16,23-27 OT

Bible Verse: Philippians 3:18-20 ESV

BIBLE TRUTH 14: God's People Delight in God's Glory

The Case of the Rejected Riches *Genesis 12-14 OT*

The Case of the Bent-Bodied Boy *Story of the Saints*

The Case of the Slandered Servant *Acts 6-7 NT*

Bible Verse: Psalm 66:1-3,5,8,16 ESV

PFI ESV SONGS 12 TRACK NUMBERS

This is a listing of all songs mentioned in the unit curriculum. You may or may not choose to use all of the songs. They are listed in easy-reference order--NOT in the order used in the curriculum.

You may choose to simply burn a CD/load them onto an mp3 device in this order. Or, you may want to do what we do: choose the songs we want to use and create a playlist of them in that order. Then, we burn a CD/upload the playlist onto an mp3 device. A teacher only has to click forward to the next song, instead of hunting for the right track. The track number have been included as part of the title of each song, teachers will still have a reference to the track number listed in the curriculum (same as those listed below), even if you change the order on your customized playlist.

- 1 PFI Theme Song
- 2 WoGoLOA Rules Song

UNIT 12: GOD'S PEOPLE LIVE FOR HIM

- 3 Big Q & A 12 Song
- 4 Big Question 12 Song: How Should God's People Live?
- 5 Unit 12 Bible Verse: Walk in Love Ephesians 5:1-2, ESV
- 6 *Unit 12 Extra Bible Verse: Let Everyone Who Names the Name 2 Timothy 2:19,22, ESV*

Why the Extra Songs?

PFI is a curriculum used by a wide age-span of kids. Sometimes one of the other songs is a better fit for your kids. Or, you may simply want to teach them more songs on the same Bible Truth. Use as many or as few as you want.

Bible Truth 1: God's People Grow to Be More Like Jesus

- 7 Hymn: The Church's One Foundation, v.1
- 8 Bible Verse: We All With Unveiled Face 2 Corinthians 3:18, ESV

Bible Truth 2: God's People Love Him with All of Themselves

- 9 Hymn: When I Survey the Wondrous Cross, v.4
- 10 Bible Verse: Hear, O Hear Deuteronomy 6:4-5, ESV

Bible Truth 3: God's People Love Others

- 11 Hymn: Blest Be the Tie that Binds, vs.1-4
- 12 Bible Verse: Love 1 Corinthians 13:4-8,13, ESV
- 13 *Extra Bible Verse: Love Is Patient 1 Corinthians 13:4-8, ESV*

Bible Truth 4: God's People Trust Him

- 14 Hymn: Trust and Obey, v.2
- 15 Extra Song: Walk by Faith
- 16 Bible Verse: Trust Proverbs 3:5-6, ESV
- 17 *Extra Bible Verse: Trust in the LORD Proverbs 3:5-6, ESV*
- 18 *Extra Bible Verse: May the God of Hope Romans 15:13, NIV 1984*

Bible Truth 5: God's People Are Good Stewards of His Gifts

- 19 Hymn: Be Thou My Vision, v.2
- 20 Bible Verse: As Each Has Received a Gift 1 Peter 4:10-11, ESV
- 21 *Extra Bible Verse: Gift, Gift, Gift 1 Peter 4:10-11, ESV*

Bible Truth 6: God's People Obey Him

- 22 Hymn: Take My Life and Let It Be, v.4
- 23 Bible Verse: If Anyone Loves Me John 14:23, ESV
- 24 *Extra Bible Verse: Jesus Answered John 14:23-24, ESV*

PFI ESV SONGS 12 TRACK NUMBERS

Bible Truth 7: God's People Do Good Works God Has Prepared for Them

- 25 Hymn: Take My Life and Let It Be, vs.1
- 26 Hymn: Take My Life and Let It Be, vs.2
- 27 Hymn: Take My Life and Let It Be, vs.3
- 28 Bible Verse: For We Are God's Workmanship Ephesians 2:10; 6:7-8, NIV 1984

Bible Truth 8: God's People Read His Word, the Bible

- 29 Hymn: Trust and Obey, v.1
- 30 Bible Verse: I Have Stored Up Your Word Psalm 119:11,15-16, ESV

Bible Truth 9: God's People Think about Him

- 31 Hymn: Be Thou My Vision, v.1
- 32 Bible Verse: Your Steadfast Love Is Better than Life Psalm 63:3-4, ESV
- 33 *Extra Bible Verse: Let the Morning Bring Me Psalm 143:5,8, NIV 1984*

Bible Truth 10: God's People Say "No" to Temptation

- 34 Hymn: Sweet Hour of Prayer, v.1
- 35 Bible Verse: No Temptation 1 Corinthians 10:13, ESV
- 36 *Extra Bible Verse: No Temptation Has Overtaken You 1 Corinthians 10:13, ESV*

Bible Truth 11: God's People Tell Others about Him

- 37 Hymn: Come, Ye Sinners, Poor and Needy, v.1
- 38 *Extra Song: God's One Big Plan*
- 39 Bible Verse: How Beautiful Romans 10:13-15, ESV
- 40 *Extra Bible Verse: Be My Witnesses Acts 1:8, ESV*

Bible Truth 12: God's People Suffer According to His Plan


- 41 Hymn: How Firm a Foundation, v.3
- 42 Hymn: How Firm a Foundation, v.4
- 43 Bible Verse: For A Little While 1 Peter 1:6-7, NIV 1984
- 44 *Extra Bible Verse: If God Is for Us Romans 8:31,32,35,37-39, ESV*
- 45 *Extra Bible Verse: Count It All Joy James 1:2-4, ESV*

Bible Truth 13: God's People Know Heaven Is Their Home

- 46 Hymn: The Sands of Time Are Sinking, v.1
- 47 Hymn: The Sands of Time Are Sinking, v.2
- 48 Hymn: The Sands of Time Are Sinking, v.3
- 49 Hymn: The Sands of Time Are Sinking, v.4
- 50 Bible Verse: Many Walk as Enemies Philippians 3:18,19,20, ESV
- 51 *Extra Bible Verse: You Were Publicly Exposed Hebrews 10:32-36, ESV*

Bible Truth 14: God's People Delight in God's Glory

- 52 Hymn: To God Be the Glory, v.1
- 53 Hymn: To God Be the Glory, v.3
- 54 Bible Verse: Shout with Joy to God Psalm 66:1-3,5,9,16, ESV
- 55 *Extra Bible Verse: I Will Bless the LORD Psalm 34:1,3,8,10, ESV*



Unit 12
Bible Truth 11 Resources

BIBLE TRUTH II OVERVIEW

Unit 12: God's People Live for Him

Big Question and Answer: "How Should God's People Live Each Day? They Should Live Like Jesus!"

Bible Verse: "Therefore be imitators of God, as beloved children. And walk in love, as Christ loved us and gave himself up for us, a fragrant offering and sacrifice to God." Ephesians 5:1-2, ESV

Bible Truth 11 Concept: God's People Tell Others about Him

We've all rebelled against God and deserve His just and eternal punishment for our sins. But God, in His great love for sinners, chose to send His Son, Jesus to be our Savior. Jesus came and lived the perfect life that pleases God. On the cross, He offered it up as the perfect payment for the sins of God's people. On the third day, Jesus rose from the dead in victory. He had conquered sin and death, once and for all! Now all who turn from their sins and trust in Jesus as their Savior are forgiven and receive eternal life with God. This good news is what Christians call the gospel--and everyone needs to hear it! God calls His people to tell it to everyone, in every part of the world. Jesus promises to come back after the gospel has been taken to every people on earth, all according to God's good plan.

Bible Truth 11 Bible Verse

Meditation Version: Romans 10:13-15, ESV

"For "everyone who calls on the name of the Lord will be saved." How then will they call on him in whom they have not believed? And how are they to believe in him of whom they have never heard? And how are they to hear without someone preaching? And how are they to preach unless they are sent? As it is written, "How beautiful are the feet of those who preach the good news!"

Alternate Memory Version: Romans 10:13-15 ESV

"For "everyone who calls on the name of the Lord will be saved." How then will they call on him in whom they have not believed? And how are they to believe in him of whom they have never heard? ... As it is written, "How beautiful are the feet of those who preach the good news!"

Bible Truth 11 ACTS Prayer

- A** God, we praise You for being so gracious and compassionate that You chose to save sinners from every people on earth.
- C** God, we confess that many times we do not tell others about salvation through Jesus when we could. We confess that we are sinners who need to turn from our sins and trust in Jesus as our Savior, too.
- T** Thank You, God for sending people to tell us the good news of Jesus that we might be saved.
- S** God, work to work in our hearts that we might turn from our sins and trust in Jesus as our own Savior. Help Your people to bravely tell the peoples of the world about salvation through Jesus. Help us tell the good news of Jesus, too. Bring many people to know and love You.

Bible Truth 11 Stories

Lesson 1: The Case of the Homecoming Heralds (New Testament)

Acts 13:1-12

Lesson 2: The Case of the Man Who Wouldn't Give Up (Story of the Saints)

Lesson 3: The Case of the Reluctant Messenger (Old Testament)

Jonah 1-3

1. GETTING STARTED: Welcome and Opening Songs (*introduce unit and get kids moving with these songs*)

<p>Welcome</p>	<p>“Welcome to Praise Factory. We’re so glad you’ve joined us! Here at the PFI, we’re investigators. (That’s what the “I” stands for!) Investigators look for answers to questions. In PFI, we look for answers to big questions about God. We dig deep down in the truths of God’s Word to find them.”</p>
<p>Praise Factory Theme Song</p>	<p>“Let’s sing our Praise Factory Investigator’s theme song.”</p> <p>PFI: Praise Factory Investigators <i>PFI ESV Songs 12, Track 1</i></p> <p>We’re PFI: Praise Factory Investigators, Diggin’ deep down for truths in God’s Word, That’s PFI: Praise Factory Investigators, Diggin’ deep down for truths in God’s Word, We’re looking for answers to very big questions, Big questions about God, If you’re looking for answers to very big questions ‘bout God, come along, Join PFI: Praise Factory Investigators, Diggin’ deep down for truths in God’s Word, That’s PFI: Praise Factory Investigators, Diggin’ deep down for truths in God’s Word. Deep down, diggin’ down, Let’s go diggin’ down, Deep down, diggin’ down, ‘Til answers to all our Big Questions we’ve found. We’re PFI: Praise Factory Investigators, Diggin’ deep down for truths in God’s Word, That’s PFI: Praise Factory Investigators, Diggin’ deep down for truths in God’s Word.</p>
<p>Classroom Rules Song</p>	<p>An important part of Praise Factory is helping us worship God and love one another. Our WoGoLOA song reminds us how we should act. Let’s sing it.”</p> <p>WoGoLOA Rules Song <i>PFI ESV Songs 12, Track 2</i></p> <p>Refrain: WoGoLOA means “Worship God and love one another,” WoGoLOA means “Worship God and love one another.”</p> <p>WoGo means “Worship God.” Sound off, 1,2,3, Joyfully take part, Listen to others, Obey your teachers. (<i>Refrain</i>)</p> <p>LOA means “Love One Another.” Sound off, 1,2,3, Be kind, Be encouraging, Help others, help others. (<i>Refrain twice</i>)</p>

1. GETTING STARTED, continued

Opening Prayer	<p>"Let's ask God to help us obey these rules, and to help us worship Him and love one another as we learn more about Him today. Let's pray." <i>Pray.</i></p>
<p>Big Question Under Investigation:</p> <p>Big Question 12 and Songs</p>	<p>"Now it's time to turn today's Big Question Under Investigation.</p> <p>It's: How Should God's People Live?</p> <p>We become God's people when we turn away from our sins and trust in Jesus as our Savior. That is the end of the punishment for our sins that we deserved from God, but it's the beginning of a whole new way to live. God's people want to honor God with their whole lives like Jesus did. They seek to love God most of all and love all people, too.</p> <p>So the answer to our Big Question, 'How Should God's People Live? is: They Should Live Like Jesus!</p> <p>"Let's sing our Big Question Song(s): <i>choose one or both</i></p> <p>Big Q & A 12 Song <i>PFI ESV Songs 12, Track 3</i> <i>(adapted version of "Twinkle, Twinkle, Little Star")</i> How should God's people live each day? They should live like Jesus! How should God's people live each day? How should God's people live each day? How should God's people live each day? They should live like Jesus!</p> <p>How Should God's People Live? <i>PFI ESV Songs 12, Track 4</i></p> <p><i>Refrain:</i> How should God's people live? How should God's people live? How should God's people live? They should live like Jesus!</p> <p><i>Verse 1:</i> Jesus loved God most of all, He loved all people, too, In all that He did and said and thought, He loved them thru and thru. <i>(Refrain)</i></p> <p><i>Verse 2:</i> God's people should love God most of all, They should love others, too, And God the Holy Spirit, Will help them in all they do. <i>(Refrain)</i></p>

1. GETTING STARTED, continued**Unit 12
Bible Verse**

"How do I know this is true? The Bible tells me so!

Ephesians 5:1-2 tells us: "Therefore be imitators of God, as beloved children. And walk in love, as Christ loved us and gave himself up for us, a fragrant offering and sacrifice to God."

**Big Question 12 Bible Verse Song
Walk in Love: Ephesians 5:1-2**

PFI ESV Songs 12, Track 5

*You might also enjoy
listening to:
Let Everyone Who
Names the Name
2 Timothy 2:19,22, ESV
PFI ESV Songs 12, Track 6*

Therefore be imitators of God, as beloved children,
And walk in love, as Christ love us,
Therefore be imitators of God, as beloved children,
And walk in love, as Christ love us,
Walk, walk, walk in love, walk in love as Christ loved us,
Walk, walk, walk in love, walk in love as Christ loved us.
Ephesians Five, one and two.

God's people have been loved by God through Jesus Christ in the deepest way imaginable. What more could He have done than to offer up His life as the full payment for their sins so they could be God's people. The Bible tells us that He did this even while we were still His enemies. He loved us before we loved Him! But Jesus did this not just because of His love for God's people, but even more so, for His love for God, His Father. He always delighted to do whatever His Father wanted Him to do. God calls His people to live like Jesus, loving others and loving Him, in everything they do. God promises to help them to live this way.

2. DIGGING DEEP DOWN: Key Concept and Story (*introduce the Bible Truth and tell the related story*)**Bible Truth 11**

"It's time for us to dig down deeper for answers to our Big Question. We're learning **FOURTEEN** Bible Truths that all tell us something about how God shows Himself to us. Can you remember any we've learned so far?

(The Holy Spirit Helps God's People, God's People Love Him with All of Themselves, God's People Love Others, God's People Trust Him, God's People Are Good Stewards of His Gifts, God's People Obey Him God's People Do Works He Has Prepared for Them, God's People Read His Word, the Bible, God's People Think about Him, and God's People Say "No" to Temptation.)

The Bible Truth we are going to be thinking about today is:

God's People Tell Others about Him.

We've all rebelled against God and deserve His just and eternal punishment for our sins. But God, in His great love for sinners, chose to send His Son, Jesus to be our Savior. Jesus came and lived the perfect life that pleases God. On the cross, He offered it up as the perfect payment for the sins of God's people. On the third day, Jesus rose from the dead in victory. He had conquered sin and death, once and for all! Now all who turn from their sins and trust in Jesus as their Savior are forgiven and receive eternal life with God. This good news is what Christians call the gospel--and everyone needs to hear it! God calls His people to tell it to everyone, in every part of the world. Jesus promises to come back after the gospel has been taken to every people on earth, all according to God's good plan.

2. DIGGING DEEP DOWN, continued

Bible Truth 11 Hymn

You might also enjoy listening to: God's One Big Plan PFI ESV Songs 12, Track 38

"Long ago, a man named Joseph Hart was thinking about this Bible truth, too. He wrote the words to a hymn called "Come, Ye Sinners, Poor and Needy." We're going to learn a verse from it."

Come, Ye Sinners, Poor and Needy

PFI ESV Songs 12, Track 37

Verse 1

Come ye sinners, poor and needy,
Weak and wounded, sick and sore;
Jesus ready stands to save you,
Full of pity, love, and pow'r.

Refrain:

I will arise and go to Jesus,
He will embrace me in His arms.
In the arms of my dear Savior,
O there are ten thousand charms.

"All people suffer the effects of their sinful rebellion against God. Everyone is poor and in need of a Savior. Everyone is weak and weary, sick and sore from sin. God, in His great mercy, chose to send Jesus to save sinners. Yes, Jesus paid for the sins of all who would ever turn and trust in Him. He welcomes them tenderly to come to Him and know the ten thousand charms of His love. If we do this, He will welcome us as our dear Savior, too."

Bible Truth 11 Bible Verse and Song

You might also enjoy Be My Witnesses PFI ESV Songs 12, Track 40

"The Bible verse we are going to be digging down into for this Bible Truth is:

Romans 10:13-15 NIV 1984

"Everyone who calls on the name of the Lord will be saved.' How, then, can they call on the one they have not believed in? And how can they believe in the one of whom they have not heard? And how can they hear without someone preaching to them? And how can they preach unless they are sent? As it is written, 'How beautiful are the feet of those who bring good news!'"

This verse reminds us that God has chosen for others to hear the good news of salvation by sending His people to tell others about Him. They must go, if others are to hear.

We've said our Bible verse, now let's sing it!

How Beautiful: Romans 10:13-15

PFI ESV Songs 12, Track 39

Refrain

How beautiful! How beautiful!
How beautiful are the feet.
How beautiful! How beautiful!
Are the feet of those who preach the good news.
Ev'ryone who calls on the name of the Lord,
Will be saved.
Ev'ryone who calls on the name of the Lord,
Will be saved.

Yes, but I have some questions....

How then will they call on Him they've not believed in?
How are they to believe in Him they never heard?
How are they to hear without someone preaching?
How are they to preach unless they are sent?

Well, it all goes back to those feet! Refrain

Romans Ten, thirteen through fifteen.

2. DIGGING DEEP DOWN, continued**LESSON 1 STORY****New Testament Story:****The Case of the Homecoming Heralds**

Acts 13:1-12

Now it's time for today's story called: **The Case of Homecoming Heralds.**

As you listen to the story, see if you can figure out:

- 1. Who were the homecoming heralds? Who went with them?**
- 2. What did they come home to do?**

(If desired, write these questions on a sheet of paper to refer to when the story is finished.)

Read story.

After reading story, ask for the children's answers to the questions.

- 1. Who were the homecoming heralds?** Barnabas and John Mark.
- 2. Who went with them?** Paul.
- 3. What did they come home to do?** They went home to tell the people of Cyprus the good news of Jesus that they might believe and be saved.

Close in prayer. (prayer suggestions included at end of story)

LESSON 2 STORY**Story of the Saints:****The Case of the Man Who Wouldn't Quit**

Now it's time for today's story called: **The Case of the Man Who Wouldn't Quit.**

As you listen to the story, see if you can figure out:

- 1. Who was the man? What happened to him that would make him want to quit?**
- 2. What wouldn't he quit doing? Why did he think it was so important?**

(If desired, write these questions on a sheet of paper to refer to when the story is finished.)

Read story.

After reading story, ask for the children's answers to the questions.

- 1. Who was the man? What happened to him that would make him want to quit?** Apolo was the man who wouldn't quit. He was hurt terribly and left for dead.

- 2. What wouldn't he quit doing? Why did he think it was so important?**

He wouldn't quit telling the people of his tribe the good news of Jesus. He knew they would die in their sins, if they didn't hear and believe the good news of Jesus.

Close in prayer. (prayer suggestions included at end of story)

2. DIGGING DEEP DOWN, continued

LESSON 3	
Old Testament Story:	
The Case of the Reluctant Messenger <i>Jonah 1-3</i>	<p>Now it's time for today's story called: The Case of the Reluctant Messenger.</p> <p>As you listen to the story, see if you can figure out:</p> <ol style="list-style-type: none"> 1. Who was the Reluctant Messenger? 2. What was he reluctant to do? Why did God want him to do it anyway? <p><i>(If desired, write these questions on a sheet of paper to refer to when the story is finished.)</i></p> <p><i>Read story.</i></p> <p><i>After reading story, ask for the children's answers to the questions.</i></p> <ol style="list-style-type: none"> 1. Who was the Reluctant Messenger? Jonah. 2. What was he reluctant to do? Why was it wrong for him to be reluctant? He was reluctant to tell the people of Nineveh to repent of their sins and avoid the LORD's punishment because they were enemies of Israel. None of us are good enough to deserve to receive God's mercy. <p><i>Close in prayer. (prayer suggestions included at end of story)</i></p>

3. TAKING ACTION: Response Activities *(choose from among these activities)*

Response Activities	<ul style="list-style-type: none"> • ACTS Prayer Activity: Add your own prayer requests to the ACTS prayer • Sneaky Snack: Story-related snack • Bible Truth Review Activity: Game with questions related to the Bible Truth • Bible Truth Hymn: Music activities to learn a portion of a Bible Truth-related hymn • Bible Verse Review Activity: Game with questions related to Bible Truth Bible verse • Bible Verse Song: Music activities to learn the Bible Verse song • Story Review Activity: Game with questions related to the Bible Truth and Case • Case RePlay, Jr. and Sr.: Two drama activities that review the story: one for younger children, one for older children. • Craft: Story-related craft • VIPP (Very Important Prayer Person): Game and a coloring activity to help children learn about people in your church and how to pray for them. <p><i>(VIPP resources: found online or at back of this book)</i></p>
----------------------------	---

4. TAKING IT TO OTHERS *Optional presentations for the last few minutes of class*

Presenting to Other Children	<i>If you split the children into different response activities, you can gather the children together again and have each small group make presentations to show the other children what they learned. Presentation ideas are included in the resources for each activity.</i>
Presenting to Parents	<i>If you keep your children together for response activities, you can have them make a presentation of something they have learned to their parents when they come to pick them up from class. Presentation ideas are included in the resources for each activity.</i>

5. TAKING IT HOME *(Take Home Sheet)*

PFI Pronto	<i>Give out the PFI Pronto for the case story as well as any other materials as the children are dismissed.</i>
-------------------	---

BIBLE TRUTH 11, LESSON 1: PLANNER/OVERVIEW

GETTING STARTED: Welcome and Opening Songs (*introduce unit and get kids moving with these songs*)

Welcome to Praise Factory: PFI: Praise Factory Investigators Theme Song *PFI ESV Songs 12, Track 1*

Rules to Help Us Worship God and Love One Another: WoGoLOA Classroom Rules Song
PFI ESV Songs 12, Track 2

Big Question Under Investigation: Big Question 12 Songs *PFI ESV Songs 12, Tracks 3,4*

Big Question Bible Verse: Ephesians 5:1-2 Song: *PFI ESV Songs 12, Track 5*

Extra Bible Verse Song: Let Everyone Who Names the Name: 2 Timothy 2:19,22, ESV PFI ESV Songs 12, Track 6

DIGGING DEEP DOWN: Key Concept and Story (*introduce the Bible Truth and tell the related story*)

Bible Truth 11: God's People Tell Others about Him

Bible Truth Hymn: Come, Ye Sinners, Poor and Needy, v.1 *PFI ESV Songs 12, Track 37*

Extra Song: God's One, Big Plan PFI ESV Songs 12, Track 38

Bible Verse: Romans 10:13-15

Bible Verse Song: How Beautiful: Romans 10:13-15 *PFI ESV Songs 12, Track 39*

Extra Bible Verse Song: Be My Witnesses: Acts 1:8, ESV PFI ESV Songs 12, Track 40

Lesson 1 New Testament Story: The Case of the Homecoming Heralds Acts 13:1-12

TAKING ACTION: Response Activities

Snack and Discussion Planner: Beautiful Feet in Cyprus

ACTS Prayer: Prayer Sheet

Bible Truth Review: Discussion Questions and Game: Help the Blind Man

Bible Truth Hymn: Come, Ye Sinners, Poor and Needy, v.1 *PFI ESV Songs 12, Track 37*

Song, Sign Language and Song Game: Mimic Me! **PFI ESV SONGS 12 BOOK or ONLINE**

Bible Verse Review: Romans 10:13-15 Discussion Sheet and Game: Jump for Joy

Bible Verse Song: How Beautiful: Romans 10:13-15 *PFI ESV Songs 12, Track 39*

Song, Sign Language and Song Game: Word Take Away **PFI ESV SONGS 12 BOOK or ONLINE**

Story Review: Discussion Questions and Game: Spin the Light

Case Replay, Jr: Drama Activity for Youngest Children (children do same story actions together)

Case Replay, Sr: Drama Activity for Most Children (children re-tell story with individual parts)

Craft: The Proconsul, Sergius Paulus

VIPP (Very Important Prayer Person) Prayer Time: Coloring Sheets (Back of Book) and Game: Hit the Wall

TAKING IT HOME: Take Home Sheet for Review and Family Devotions

PFI Pronto: Bible Truth 11, Lesson 1 **PFI ESV PRONTOS 12 BOOK or ONLINE**

The Case of the Homecoming Heralds Acts 13:1-12

by Connie Dever

Our story is called:**The Case of the Homecoming Heralds.****As you listen to the story, see if you can figure out:**

1. Who were the homecoming heralds? Who went with them?
2. What did they come home to do?

This story takes place in New Testament times, after Jesus died on the cross and rose from the dead.

"Home, at last!" Barnabas and his cousin, John Mark, must have thought as the white beaches of Cyprus came into view. In the distance, they could see the familiar, green plains and majestic, snow-capped mountains of Cyprus that had once been their home. How beautiful! It has been years since they had seen these lovely sights! How good it was to see them again!

But Barnabas and John Mark hadn't come to Cyprus just to see their beautiful country or even to catch up with family, as nice as that might have been. They had come to Cyprus on a mission, together with Paul. A mission placed upon them by God. Paul and Barnabas were to preach the good news of Jesus to the people of Cyprus for the first time. John Mark had come as their helper.

One day, as the leaders of the church in Antioch were worshipping the Lord and fast, the Lord spoke to them. "Set apart Barnabas and Paul for Me, for the work I am calling them to," the Holy Spirit told them. "I am sending them out from you to tell others about Jesus who have not yet heard."

The elders laid hands upon Barnabas and Paul and asked God to bless the mission. Then, the three men set off. Guided by the Holy Spirit, the three walked west to Seleucia, the big, Roman, naval seaport on the Mediterranean Sea. From there, they set sail on a cargo ship for Cyprus. And now, after 100 miles of sea-tossed travel, their ship had docked at Salamis, Cyprus.

It didn't take long to see why the Lord had sent them to Cyprus. Oh yes, the people were worshippers, but not of the Lord! It seemed that none had heard the good news of salvation through Jesus! The Greeks worshiped Zeus and Aphrodite. And Jews worshiped the Lord. They tried to keep God's laws. They gathered

in the synagogues to hear preaching from the Bible. They knew the prophets' promises of a coming Savior, but they didn't know that Savior was Jesus and they didn't know that He had come! But now both Greeks and Jew would hear. So, beginning in Salamis, the three men went to the synagogues of Cyprus, preaching the good news of Jesus to all who would listen.

"Jews and Greeks who seek after God, listen to me," Paul would say. "God has brought the Savior Jesus, as he promised he would. All who confess their sins, turn from them, and believe in Him will be forgiven! Don't live separated from God anymore! Come and make peace with Him, once and for all!" They urged everyone.

On and on the three men walked. Over mountains, through forests and fields, along beaches, they traveled with the message of Jesus. Through Tremithus, Citium, Amathus, Curium, and Palaipaphos—all the major cities of Cyprus—they went until they reached Paphos, more than a hundred miles away at the other end of the island.

Paphos was the most important city in Cyprus. The Romans designed and built it to be the island's new modern capital. It had a port where big, Roman ships could easily anchor. It had luxurious villas for the most important Roman leaders to live in. There were temples built for their gods, and a giant, outdoor theater that could hold hundreds of people. Most of all, Paphos was home to the most powerful man in Cyprus: Sergius Paulus, The Roman proconsul (governor).

Paul, Barnabas, and John Mark wasted no time in sharing the good news of Jesus with the people of this important city. Before long though, news of three men

Story-telling Tips

Ahead of time:

1. Read the Bible verses and story. Pray!
2. Create story cue cards on index cards (or highlight text).
3. Practice telling story dramatically, timing your presentation. Shorten, if necessary to fit your allotted time.
4. Decorate area with story props that help bring your story alive.

During your presentation:

1. Maintain as much eye contact as possible as you tell the story. Point to/use props at important points in the story. Include the kids in your story with a few questions about what they think will happen or words/concepts that might be new to them.
2. Watch the kids for signs that their attention span has been reached. Shorten, if necessary.

and their new teachings reached the proconsul.

“Find these men and bring them to me!” Sergius Paulus ordered his men. “I want to hear for myself these new things they are preaching.”

Paul, Barnabas and John Mark were found and brought before the proconsul. “Sergius Paulus, your honor, listen to us,” they told him. “God has sent the Savior Jesus, as he promised in the Bible. Jesus died on the cross for the sins of God’s people and then rose from the dead in victory. All who repent of their sins and trust in him as their Savior can be saved. You, too, can make peace with God and know eternal life.”

Many Greeks and Romans had laughed when they heard the good news of Jesus, but not this man. Sergius Paulus listened carefully and was eager to hear more!

“How wonderful!” thought Paul, Barnabas and John Mark. “Could it be that the Holy Spirit was working in his heart? Could it be that the Lord would bring the very proconsul of Cyprus to be saved? What a great testimony to the Lord he might to many Romans and Greeks!!

But Satan, too, was aware of how greatly Jesus might be glorified through Sergius Paulus; and, he had his own plans to block the work of God in this man’s heart, if possible. Right there, in Sergius Paulus’ palace, was a Jewish sorcerer and false prophet named Elymas Bar-Jesus. He had giving Sergius Paulus spiritual advice based on his evil powers. As soon as he saw his master’s growing interest in the good news of Jesus, Elymas began to argue against Paul, Barnabas and John Mark. He tried to turn the proconsul from the faith.

But Satan can never stand up against the mighty power of God and His perfect plans. Paul, filled with the Holy Spirit, turned and looked straight at Elymas. He said, “You are from the devil and an enemy of everything that is right! You’re full of tricks and lies. Will you never working against the Lord? Now He will be against you! You are going to be blind, and for a time you will be unable to see the light of the sun.” Immediately Elymas lost his sight. He felt his way around the room, seeking someone to lead him by the hand.

Sergius Paulus watched what happened in amazement of God’s power. This Jesus must be who Paul and Barnabas said he was, the proconsul decided.

Right there and then, he repented of his sins and trusted in Jesus as his Savior. How Paul, Barnabas and John Mark praised God! Their mission here was complete!

The three men headed down to the docks at Paphos. John Mark headed back to Jerusalem, but Paul and Barnabas set sail for the city of Perga, 150 miles across the sea in Turkey. Watching the coast of Cyprus fade out of view, the men had much to praise God for. He was raising up His people in Cyprus! He would use these new believers to keep on sharing the good news of Jesus with others, while He sent Barnabas and Paul to new lands so that yet more might hear about Jesus for the first time.

Cracking the Case:

It’s time to answer our Case Questions.

- 1. Who were the homecoming heralds?** Barnabas and John Mark.
- 2. Who went with them?** Paul.
- 3. What did they come home to do?** They went home to tell the people of Cyprus the good news of Jesus that they might believe and be saved.

Something For You and Me

Our Bible Truth is:

God’s People Tell Others about Him.

Our Bible Verse is: Romans 10:13-15

“For “everyone who calls on the name of the Lord will be saved.” How then will they call on him in whom they have not believed? And how are they to believe in him of whom they have never heard? And how are they to hear without someone preaching? And how are they to preach unless they are sent? As it is written, “How beautiful are the feet of those who preach the good news!”

Paul and Barnabas had been especially called by the Holy Spirit to leave their home church in Antioch and go share the good news of Jesus with people who had never heard. Theirs were the “beautiful feet” that brought good news to the island of Cyprus and many other places for the first time.

But did you know that even today, almost two thousand years ago, there are still billions of people

who have never even heard of Jesus?

And as long as there are people who have not heard, the Holy Spirit will be calling God's people to leave their home churches and be the "beautiful feet" that bring tell them, just like He called Paul and Barnabas to.

Perhaps some of you have never heard the good news of salvation through Jesus before today. How does God want us to respond to it that we might be forgiven our sins? He wants us to turn away from our sins and trust in Jesus as our Savior. When we do, He forgives our sins, He fills our heart with His Holy Spirit and makes us one of God's dearly loved people. And then we will get to know Him, love Him, serve Him and enjoy Him here on earth our whole lives. And get to live forever with Him in heaven. That's why the gospel is such good news!

Let's praise God for wanting all the people of the earth to know about Him, that they might turn to Him and be saved. Let's ask God to move in the hearts of His people to send them out to even the ends of the earth, until all have heard the good news of Jesus. Let's ask Him to work in our hearts, helping us to turn away from our sins and trusting in Jesus as our Savior.

Close in prayer.

Closing ACTS Prayer

A God, we praise You for being the Sender of Your people to others so that they can hear and believe the gospel and be saved.

C God, we confess that, like the people of Cyprus, we are sinners who need to turn away from our sins and trust in Jesus as our Savior.

T God, we thank You that You sent Jesus to willingly suffer and die to save sinners like us.

S God, we ask that You to work in our hearts. Help us to confess our sins, turn away from them and trust Jesus as our own Savior. Send out Your people to all parts of the world that everyone might hear the gospel. Work in the hearts of those who hear the gospel, giving them the gift of faith that they might turn from their sins and trust in Jesus as their Savior.

Special Words

Herald: A person who announces important news.

Fasting: Fasting is choosing to not eat for a time and spending that time in prayer instead.

Elders: The godly men raised up by God to lead a local church.

Gospel: A word that means "good news." Christians use it to talk about the good news of salvation through Jesus.

Proconsul: A Roman governor.

ACTS PRAYER ACTIVITY

Use this sheet to write down your ACTS Prayer

Instructions:

Use this sheet to help the children apply the Bible Truth into a prayer. You can use the ACTS provided or even better, have the kids think of their own applications. Also have the children add their personal requests to the prayer, too. Lead the children in the prayer or let them pray sections, with your help. Never force a child to pray! Non-readers can participate by you whispering a section of the prayer into their ear and allowing them to pray it aloud for the group.

ADORATION:

God, we praise You for being so gracious and compassionate that You chose to save sinners from every people on earth.

God, we praise You for being.....

Add your own Adorations:

CONFESSION:

God, we confess that many times we do not tell others about salvation through Jesus when we could. We confess that we are sinners who need to turn from our sins and trust in Jesus as our Savior, too.

God, we have sinned against You....

Add your own Confessions:

THANKSGIVING:

Thank You, God for sending people to tell us the good news of Jesus that we might be saved.

God, we thank You for...

Add your own Thanksgivings:

SUPPLICATION:

God, work to work in our hearts that we might turn from our sins and trust in Jesus as our own Savior. Help Your people to bravely tell the peoples of the world about salvation through Jesus. Help us tell the good news of Jesus, too. Bring many people to know and love You.

God, we need Your help...

Add your own Supplication:

SNEAKY SNACK

Can you figure out how this snack ties in with our case?

Snack: Beautiful Feet in Cyprus

Traditional Cyprus food: gold fish cracker “fish”, grapes, olives, pita bread, hummus; or “Beautiful Feet” Toe-Food: foot-shaped “Nutter-Butter” peanut butter cookies, made by splitting apart 2 sandwich cookies and alternating the “feet” like footsteps.

This is only a suggestion. Feel free to modify. Be mindful of allergy issues among your children!

Case Tie-in: The people of Athens worshiped many gods, but Paul used the Altar to the Unknown God to tell them about the Lord, the one, true God.

SOUL FOOD

Food for thought during snack time

1. What does the snack have to do with the story?

Choose a few questions from the other activity discussion sheets to talk about during this snack time.

2.

3.

4.

5.

6.

7.

Directions: Read and discuss Bible Truth, using a FEW of the questions. Play game. Feel free to modify the game to fit your children.

God's People Tell Others about Him

We've all rebelled against God and deserve His just and eternal punishment for our sins. But God, in His great love for sinners, chose to send His Son, Jesus to be our Savior. Jesus came and lived the perfect life that pleases God. On the cross, He offered it up as the perfect payment for the sins of God's people. On the third day, Jesus rose from the dead in victory. He had conquered sin and death, once and for all! Now all who turn from their sins and trust in Jesus as their Savior are forgiven and receive eternal life with God. This good news is what Christians call the gospel--and everyone needs to hear it! God calls His people to tell it to everyone, in every part of the world. Jesus promises to come back after the gospel has been taken to every people on earth, all according to God's good plan.

Understanding the Bible Truth

1. Who has rebelled against God? *We all have.*
2. What do all people deserve for their rebellion against God? *His just and eternal punishment for their sins.*
3. How did God show His love towards us, despite our wicked rebellion against Him? *He sent His Son, Jesus to die on the cross as the perfect sacrifice for the sins of all who would ever turn from their sins and trust in Him as their Savior.*
4. What did Jesus do on the third day that showed He had conquered sin and death for God's people, once and for all? *He rose from the dead.*
5. What do we call the good news of salvation through Jesus? *The gospel.*
6. Why do all people need to hear the good news of Jesus? *He is the only way to be saved from the punishment they deserve for their sins and to enter into fellowship with the Lord.*
7. Why should God's people to go every part of the world, to every people and tell them about Jesus? *It is God's command; and, because God has always planned for His people to include people from every tribe, nation and language.*
8. What will happen before Jesus comes back? *The gospel preached to every people, according to God's plan.*

Story Connection Questions

1. How does the case story point to the **Bible Truth: God's People Tell Others about Him**? *How did the church in Antioch fulfill Jesus' command to tell others about Him? They fasted and prayed to know God's will. They listened and obeyed the Holy Spirit telling them to send out Paul and Barnabas. They prayed for them as they went. Paul and Barnabas (and John Mark) journeyed to many faraway places to tell the people there about Jesus.*

Bible Verse Connection Question

1. What does our Bible Truth have to do with our **Bible Verse: Romans 10:13-15**: "For "everyone who calls on the name of the Lord will be saved." How then will they call on him in whom they have not believed? And how are they to believe in him of whom they have never heard? And how are they to hear without someone preaching? And how are they to preach unless they are sent? As it is written, "How beautiful are the feet of those who preach the good news!"?

God has chosen for others to hear the good news of salvation by sending His people to tell others about Him. They must go, if others are to hear.

Life Application Questions

1. How can we use God's people in our church today to tell others about Him? *They can pray that God would show them who in our church does He want to go to tell others about Jesus in faraway places. They can pray for those who have gone to faraway places already. They can pray that God would even give them, opportunities, right here at home, to tell others about Jesus. They can get to know people from other countries who have come to live here, make friends with them, love them, and tell them the good news of salvation through Jesus.*
2. How can we become God's people? *By turning away from our sins and trusting in Jesus as our Savior.*

ACTS Questions

1. What is something we can praise God for because of this Bible Truth?

Praise God for being so gracious and compassionate that He chose to save sinful people from every people on earth..

2. What are sins we can confess to God because of this Bible Truth? *Confess that many times we do not tell others about salvation through Jesus when we could. Confess that we are sinners who need to turn away from our sins and trust in Jesus as our Savior, too.*

3. What is something we can thank God for because of this Bible Truth?

Thank God for sending people to tell us the good news of Jesus. Thank Him for choosing to use His people to tell others this best of news.

4. What is something we can ask God for because of this Bible Truth?

Ask God to work in our hearts that we might turn from our sins and trust in Jesus as our own Savior. Ask Him to help His people to bravely tell the peoples of the world about salvation through Jesus. Ask God to bring many people to know and love Him.

The Gospel

1. *What is the good news that God wants His people to tell everyone? What is the gospel?*

God is the good Creator and King of the world. He made people to worship Him and live by His good laws. But we are all sinners who've rebelled against Him. We all deserve death--God's just, eternal punishment for our sins. How terrible! But God has good news for us. In His great mercy, God sent His Son, Jesus to earth as a man to save sinners. He lived the perfect life that pleases God. (He's the only one who's ever done that!) He offered it up to God His Father as the perfect sacrifice for sins when He suffered and died on the cross. Then, on the third day, Jesus rose from the dead in victory. He had fully paid for the sins of God's people, so they wouldn't have to! Now all who turn away from their sins and trust in Jesus as their Savior will receive forgiveness of sins and eternal life with God. They will be His very own special people who will know Him and enjoy Him forever. We can be God's people, too, if we turn from our sins and trust in Jesus as our own Savior.

Game: Help the Blind Man

Materials

Blindfold

Cane

Bible Truth Questions

Bag/Bowl

Preparing the Game

1. Choose 20+ questions for your game from the Bible Truth Discussion Questions, or make up your own.
2. Write the Bible Truth questions on small thin strips of paper (or make a photocopy of the Bible Truth Discussion Questions and simply cut them into strips) and put them in the bag/bowl.

Playing the Game

Children form a circle, with "It", a blind man, in the center. The circle moves slowly to the left or to the right at the Blind Man's command. Then, the Blind Man says, "Halt!" Everyone in the circle stands still. The Blind Man then begins walking out towards the circle of children, GENTLY touching his cane out until he touches someone. When he does, the blind man gets to choose a question from the bag for the teacher to read to the class. When they get a correct answer, the blind man gives up his blindfold to the other child who becomes the blind man, while the former blind man joins the circle.

Game continues as number of questions, time, and attention span allow.

Optional TAKING IT TO OTHERS Activity: Quiz Questions

Have the children choose a few of the questions from the game to ask the parents/other children during TAKING IT TO OTHERS time. Help pre-readers by whispering the question in their ear and letting them ask it aloud to the parents/other children. Make sure you read the Bible verse aloud before you ask your questions.

Directions:

1. Write words to song in large print before class.
2. Play the song for the children, helping them follow along on the song sheet.
3. Discuss the song, using a few questions from the discussion sheet. *Don't use them all!*
4. Introduce sign language for key words of your choice from sign language sheet for your song. Use as few or as many as you think the children can learn.
5. Sing and sign the song. Sign language as well as large format lyrics and sheet music are found in the PFI Unit Songbook or online.
6. If desired, play the Song Game.

Optional TAKING IT TO OTHERS Activity: Presenting and Singing the Song

1. Sing and sign the song, encouraging the watching children/parents to join in.
2. Ask the class some of the questions listed below. The Bible Truth Connection Question is particularly good to help them understand how the song ties in with the Bible Truth.

Come, Ye Sinners, Poor and Needy

Verse 1

Come ye sinners, poor and needy,
Weak and wounded, sick and sore;
Jesus ready stands to save you,
Full of pity, love, and pow'r.

Refrain:

I will arise and go to Jesus,
He will embrace me in His arms.
In the arms of my dear Savior,
O there are ten thousand charms..

Listen to it on PFI ESV Songs 12, Track 37

Understanding the Song

1. What is a sinner? *Someone who thinks, says and acts in ways that do not please God.*
2. What words describe a sinner? What do they mean? *Poor and needy: not that they don't have money, but that they have no way to "pay" for their sins. Weak and wounded, sick and sore: Not only are their bodies suffer under weakness, wounds, sickness or soreness, but their hearts are weak and hurt from fighting sin. They suffer from sadness and guilt.*
3. Who should a sinner come to? Why? *Jesus, because He stands ready to save you.*
4. How does Jesus receive sinners who come to Him? *He is full of pity (sad that you are suffering and desiring to help you), love and power (through His life offered up on the cross).*
5. Who is the song writer going to? How will He receive him? *Jesus. He will embrace him in His arms.*
6. What he mean when he says Jesus will embrace him in His arms? *Not that Jesus will really give him a hug, but that He will rejoice that he has come to Him for salvation, and that He loves him tenderly. In heaven, though, Jesus very well WILL really hug him!*
7. What does it mean that there are ten thousand charms in the arms of Jesus? *A charm is something that delights you. Knowing Jesus' love and forgiveness, being in His family, are so wonderful that it is like getting ten thousand of the things that delight you most, all rolled up into one. There is nothing as wonderful as knowing and being loved by Him.*

Bible Truth Connection Question

1. How does this song relate to our Bible Truth: **God's People Tell Others about Him?**
When God's people share the good news of Jesus with others, they tell them that we are all sinners who need to come to Jesus to save them.

Story Connection

1. How does this song relate to today's story? *Paul, Barnabas and John Mark shared the good news of salvation to the people of Cyprus. They explained to everyone that we are all sinners who need a Savior. They told them that Jesus was standing ready to save them right then, if they will turn away from their sins and trust in Jesus as their Savior.*

Bible Verse Connection Question

What does this hymn have to do with our Bible Verse: **Bible Verse: Romans 10:13-15:** "For everyone who calls on the name of the Lord will be saved." How then will they call on him in whom they have not believed? And how are they to believe in him of whom they have never heard? And how are they to hear without someone preaching? And how are they to preach unless they are sent? As it is written, "How beautiful are the feet of those who preach the good news!"?

This hymn is a call for all sinners to call on the name of the Lord and be saved. God's people sing this song to encourage others to hear the good news of salvation through Jesus and be saved.

Life Application Questions

1. How can God's people be affected by the message of this song? *They can praise God who loves sinners who come to Him so much that He delights to embrace them and bless them with ten thousand charms.*
2. We are sinners, poor and needy. How can we be saved? *By turning away from our sins and trusting in Jesus as our own Savior.*

ACTS Questions

1. What is something we can praise God for from this hymn?
Praise God for being the gracious God, full of pity, love and power, to save sinners.
2. What are sins we can confess to God from this hymn?
Confess that we are weak, wounded, sick and sore, with sin. We deserve God's punishment. We need a Savior!
3. What is something we can thank God for from this hymn?
We can thank God for not treating sinners just as their sins deserve, but for standing ready to save all who turn from their sins and trust in Jesus as their own Savior. He is so full of pity, love and power!
4. What is something we can ask God for from this hymn?
That God would work in our hearts that we might turn from our sins and trust Jesus as our Savior. We can ask Him to heal us of the weakness, wounds, sickness and soreness of sin in our lives. We can ask Him for His eternal life.

Gospel Question

1. Why does God not just judge our sins as we deserve, but stands ready to save us? Because of what Jesus has done! Can you tell me the good news of Jesus?
God is the good Creator and King of the world. He made people to worship Him and live by His good laws. But we are all sinners who've rebelled against Him. We all deserve death--God's just, eternal punishment for our sins. How terrible! But God has good news for us. In His great mercy, God sent His Son, Jesus to earth as a man to save sinners. He lived the perfect life that pleases God. (He's the only one who's ever done that!) He offered it up to God His Father as the perfect sacrifice for sins when He suffered and died on the cross. Then, on the third day, Jesus rose from the dead in victory. He had fully paid for the sins of God's people, so they wouldn't have to! Now all who turn away from their sins and trust in Jesus as their Savior will receive forgiveness of sins and eternal life with God. They will be His very own special people who will know Him and enjoy Him forever. We can be God's people, too, if we turn from our sins and trust in Jesus as our own Savior.

Song Game: Mimic Me!

Materials

Sign Language

Song

Preparing the Game

None.

Playing the Game

1. Practice the song and signs until the children know them well. Choose a person to be the leader and let them decide upon an action for everyone to do as they sing the song, such as jump on one foot, etc.
2. Sing the song while doing the chosen action.
3. Select another child to be the leader.
4. If desired, you can choose a different action for different important words in the song, such as jump on one foot when you sing the word "grace", but clap your hands when you sing the word "Jesus". Ask the children the meaning of each of the words before adding in their action.

Game continues as number of questions, time, and attention span allow.

choose a FEW questions for discussion, then choose the game and/or music activity

Meditation Version: Romans 10:13-15, ESV

“For “everyone who calls on the name of the Lord will be saved.” How then will they call on him in whom they have not believed? And how are they to believe in him of whom they have never heard? And how are they to hear without someone preaching? And how are they to preach unless they are sent? As it is written, “How beautiful are the feet of those who preach the good news!”

Alternate Memory Version: Romans 10:13-15 ESV

“For “everyone who calls on the name of the Lord will be saved.” How then will they call on him in whom they have not believed? And how are they to believe in him of whom they have never heard? ... As it is written, “How beautiful are the feet of those who preach the good news!”

Understanding the Bible Verse

1. What does it mean to “call on the name of the Lord? *Confess to God that you are a sinner who deserves His just wrath for your sin and that only by Him saving you (by taking the punishment you deserved when He died upon the cross) can you ever find forgiveness for your sins.*
2. Who will be saved? *Everyone who calls on the name of the Lord.*
3. What do people have to do before they can call on the name of the Lord? *Believe.*
4. What has to happen for people to believe? *Someone must preach to them.*
5. What does “preach” mean in this verse? *Doesn’t have to be a pastor who tells them about Jesus as he preaches a sermon. It can mean any Christian who tells others the good news of Jesus.*
6. How will those who haven’t heard about Jesus hear preaching? *Someone must be sent..*
7. Who sends people to tell others about Jesus? *Jesus and God’s people gathered together—churches. After Jesus rose from the dead, He commanded those who believed in Him to go into all the world, telling others about Him that they could become His obedient followers (disciples), too. But we see in our story today that the Holy Spirit guides churches to pray for and sent out their very own to tell others about Jesus.*
8. What makes the feet of those who bring good news beautiful? *Not that they have good looking feet. It means that they are the ones who are coming with the good news that saves people from their sins. They are coming to rescue them.*
9. What is the good news that God’s people bring? *God is the good Creator and King of the world. He made people to worship Him and live by His good laws. But we are all sinners who’ve rebelled against Him. We all deserve death--God’s just, eternal punishment for our sins. How terrible! But God has good news for us. In His great mercy, God sent His Son, Jesus to earth as a man to save sinners. He lived the perfect life that pleases God. (He’s the only one who’s ever done that!) He offered it up to God His Father as the perfect sacrifice for sins when He suffered and died on the cross. Then, on the third day, Jesus rose from the dead in victory. He had fully paid for the sins of God’s people, so they wouldn’t have to! Now all who turn away from their sins and trust in Jesus as their Savior will receive forgiveness of sins and eternal life with God. They will be His very own special people who will know Him and enjoy Him forever. We can be God’s people, too, if we turn from our sins and trust in Jesus as our own Savior.*

Bible Truth Connection Question

1. What does this verse have to do with the **Bible Truth: God’s People Tell Others about Him?**

God has chosen for others to hear the good news of salvation by sending His people to tell others about Him. They must go, if others are to hear.

Story Connection Questions

1. What does the verse have to do with our story? *The Holy Spirit guided the church in Antioch to send out Paul, Barnabas (and John Mark) to go to Cyprus and other places to preach the good news to them that they might call on the name of the Lord and be saved.*

Life Application Questions

1. How can God's people today take the good news to those who have not heard? *They can go to live in the faraway places to tell people there how they can be saved through Jesus. They can get to know people from other countries that move here and tell them how they can be saved through Jesus. They can pray for others who have already gone out to faraway places that God would help them tell others about Jesus. They can pray for people here that God would help them tell these people the good news of Jesus.*
2. How can we become God's people? *By turning away from our sins and trusting in Jesus as our Savior.*
3. Who can tell us the good news of Jesus? *People at our churches, our Sunday School teachers, and any other Christians we know would be happy to talk to us about becoming a Christian.*

ACTS Questions

1. What is something we can praise God for from this Bible verse?
Praise God for being faithful to His promise to save all who call on His name.
2. What are sins we can confess to God from this Bible verse?
That we are all sinners, who need to turn away from our sins and believe in Jesus. That many times we could tell others the good news of Jesus, but choose not to because we are lazy or afraid they won't want to hear it.
3. What is something we can thank God for from this Bible verse?
We can thank God for sending His people to tell others in faraway places about Him.
4. What is something we can ask God for from this Bible verse?
We can ask God to work in our hearts that we would want to confess our sins, turn away from disobeying Him and trust in Jesus as our Savior. That He would send out many of His people today to faraway places that all may hear the good news of Jesus, turn from their sins, believe in Jesus and be saved.

The Gospel

1. What is the good news of Jesus that God's people bring to others? What is the gospel?
God is the good Creator and King of the world. He made people to worship Him and live by His good laws. But we are all sinners who've rebelled against Him. We all deserve death--God's just, eternal punishment for our sins. How terrible! But God has good news for us. In His great mercy, God sent His Son, Jesus to earth as a man to save sinners. He lived the perfect life that pleases God. (He's the only one who's ever done that!) He offered it up to God His Father as the perfect sacrifice for sins when He suffered and died on the cross. Then, on the third day, Jesus rose from the dead in victory. He had fully paid for the sins of God's people, so they wouldn't have to! Now all who turn away from their sins and trust in Jesus as their Savior will receive forgiveness of sins and eternal life with God. They will be His very own special people who will know Him and enjoy Him forever. We can be God's people, too, if we turn from our sins and trust in Jesus as our own Savior.

Game: Jump for Joy

Materials

Bible verse written up in large print so that all can see
A very long rope or jump rope

Preparing the Game

None.

Learning the Verse

Some or all of your children may be non- or early readers. Teach the verse in sections, having them say it after you. Repeat a few times. Add clapping or other movement as they say it.

Directions

1. If desired, lead the children in a discussion of a ***FEW*** of the most important questions before beginning game.
2. Explain the game to them as follows:
Have the children form a line. Have two people be the Rope Turners for the jump rope. While the entire group recites the verse, have the children take turns trying to jump through the whole verse without stopping. For children adept at jumping rope, you can even have them try running in and jumping, jumping with a partner, etc. or other variations the children come up with.

Game continues until all children get to jump, or as time and attention span allow.

Optional TAKING IT TO OTHERS Activity: Quiz Questions

Have the children choose a few of the questions from the game to ask the parents/other children during TAKING IT TO OTHERS time. Help pre-readers by whispering the question in their ear and letting them ask it aloud to the parents/other children. Make sure you read the Bible verse aloud before you ask your questions.

Directions:

1. Write words to the song in large print on a white board or some large paper before class.
2. Play the song for the children, helping them follow along on the song sheet.
3. Discuss the song, using a few questions from the discussion sheet. *Don't use them all!*
4. Introduce sign language for key words of your choice from the sign language sheet for your song. Use as few or as many as you think the children can learn.
5. Sing and sign the song. Sign language as well as large format lyrics and sheet music are found in the PFI Unit Songbook or online.
6. If desired, play the Song Game.

Optional TAKING IT TO OTHERS Activity: Presenting and Singing the Song

1. Sing and sign the song, encouraging the watching children/parents to join in.
2. Ask the class some of the questions listed below. The Bible Truth Connection Question is particularly good to help them understand how the verse ties in with the Bible Truth.

How Beautiful: Romans 10:13-15, ESV**Refrain**

How beautiful! How beautiful!

How beautiful are the feet.

How beautiful! How beautiful!

Are the feet of those who preach the good news.

Ev'ryone who calls on the name of the Lord,
Will be saved.

Ev'ryone who calls on the name of the Lord,
Will be saved.

Yes, but I have some questions...

How then will they call on Him they've not believed in?

How are they to believe in Him they never heard?

How are they to hear without someone preaching?

How are they to preach unless they are sent?

Well, it all goes back to those feet! Refrain

Romans Ten, thirteen through fifteen.

Listen to it on PFI ESV Songs 12, Track 39

Song Game: Word Take Away**Materials**

Sign Language Signs and Song

White board and marker

Eraser

Preparing the Game

1. Write the words to the song on a white board.

Playing the Game

1. After children have learned the song and signs well, then tell the children that you are going to leave out words from the song (that you've learned signs for) and just do the sign in its place.
2. Have the children help you choose a word to take out. Erase the word from the board. Review the sign the for erased word.
3. Sing the song, trying to remember to NOT sing the word and do only the sign.
4. Continue to take out words until all of the words (with signs) have been taken out.

Game continues as number of questions, time, and attention span allow.

Directions: Read and discuss Bible Truth, using a FEW of the questions. Play game. Feel free to modify the game to fit your children.

General Story Questions

1. How did the church at Antioch know to send out Paul and Barnabas? *The Holy Spirit told them as they were praying and fasting.*
2. What is fasting? Fasting is choosing to not eat for a time and spending that time in prayer instead.
3. Why do Christians fast? *All through the Bible, we read about God's people fasting, especially in times of great difficulty or need. It is a way of showing that they want His wisdom and help so much that it is even more important than food for their hungry bodies. Children should seek their parents wisdom before fasting.*
4. How did Paul and Barnabas know that the Greeks and Romans who lived on Cyprus needed to know about Jesus? *They worshiped the Greek gods, Zeus and Aphrodite.*
5. How did Paul and Barnabas know that the Jews needed to know about Jesus? *They listened to God's Word read in the synagogue and tried to keep the Laws of Moses, but they could never keep all of the laws and they did not yet know about Jesus, who came to save them from their sins.*
6. Where did Paul and Barnabas preach first? Why? *In the synagogues. Because the Word of God was taught there; and many of the Jews and Greeks who gathered there already had the Holy Spirit softening their hearts by the Word of God.*
7. Where else did Paul, Barnabas and John Mark go? Why? *They traveled across the island, stopping at the cities along the way. They wanted all to hear about Jesus, not just those in Salamis.*
8. What was special about the city of Paphos? *It was the new Roman capitol of Cyprus. Home of the governor of Cyprus, Sergius Paulus.*
Why did Sergius Paulus order Paul and Barnabas come to meet him? *He received word about what they were preaching and he wanted them to tell him about Jesus, too.*
9. Why would it be especially good if Sergius Paulus became a Christian? *As governor, he could protect the other Christians from persecution. Also, he could be a great witness for the good news of Jesus to others on the island and even other Roman leaders in other places he came into contact with.*
10. What did Satan do to try to prevent Sergius Paulus from believing? *He used a sorcerer named Elymas Bar-Jesus, who worked for Sergius Paulus, to try to argue him out of believing in Jesus.*
11. What did Paul do to stop Elymas? *He rebuked him in Jesus' name and caused him to go instantly blind.*
How did God use Satan's tricks for His own good purposes? *Sergius Paulus saw the power of the name of Jesus by how Paul rebuked Elymas; and then immediately believed.*
12. What is the good news of Jesus that God's people tell others? *God is the good Creator and King of the world. He made people to worship Him and live by His good laws. But we are all sinners who've rebelled against Him. We all deserve death--God's just, eternal punishment for our sins. How terrible! But God has good news for us. In His great mercy, God sent His Son, Jesus to earth as a man to save sinners. He lived the perfect life that pleases God. (He's the only one who's ever done that!) He offered it up to God His Father as the perfect sacrifice for sins when He suffered and died on the cross. Then, on the third day, Jesus rose from the dead in victory. He had fully paid for the sins of God's people, so they wouldn't have to! Now all who turn away from their sins and trust in Jesus as their Savior will receive forgiveness of sins and eternal life with God. They will be His very own special people who will know Him and enjoy Him forever. We can be God's people, too, if we turn from our sins and trust in Jesus as our own Savior.*

Bible Truth Connection Questions

1. What does this story have to do with our **Bible Truth: God's People Tell Others about Him?** *The church in Antioch obeyed the Lord to send out Paul and Barnabas to go and tell others who lived far away the good news of Jesus, that they, too, might be saved.*

Bible Verse Connection Question

1. What does the story have to do with our **Bible Verse: Romans 10:13-15** "For everyone who calls on the name of the Lord will be saved." How then will they call on him in whom they have not believed? And how are they to believe in him of whom they have never heard? And how are they to hear without someone preaching? And how are they to preach unless they are sent? As it is written, "How beautiful are the feet of those who preach the good news!" ?

The Holy Spirit guided the church in Antioch to send out Paul, Barnabas (and John Mark) to go to Cyprus and other places to preach the good news to them that they might call on the name of the Lord and be saved.

Life Application Questions

1. Can people be saved today without hearing and responding to the good news of salvation through Jesus? *No. Only through faith in Him can anyone be saved.*
2. Why do God's people today need to tell others about Jesus? *Because there are still billions who haven't heard. Jesus is only way to be saved from their sins! They need to know if they are to be forgiven by God and are to become God's dearly loved people, enjoying eternal life with Him.*
3. Is anyone too sinful to be saved? *No. God will forgive all who turn away from their sins, confess them to Him and trust in Jesus as their Savior.*
4. How can we be saved? *By turning away from our sins and trusting in Jesus as our Savior.*

ACTS Questions

1. What's something we can praise God for from this story? *Praise Him for being the Sender of His people to others so that they can hear and believe the gospel and be saved.*
2. What's something we can confess from this story? *Confess that like the people of Cyprus we are sinners who need to turn away from our sins and trust in Jesus as our Savior.*
3. What's something we can thank God for from this story?
We can thank God that He would save sinners from their sins, though none of us could ever deserve it. We can thank Him for sending Jesus to willingly suffer and die to save God's people.
4. What is something we can ask God for, from this story? *We can ask God to work in our hearts, helping us to confess our sins, turn away from them and trust Jesus as our own Savior. We can ask Him to send out His people today to all parts of the world that everyone might hear the gospel. We can ask Him to work in the hearts of the hearers of His gospel, giving them the gift of faith that they might turn from their sins and trust in Jesus as their Savior.*

The Gospel

1. What is the good news of salvation through Jesus that Paul, Barnabas and John Mark told to the people of Cyprus? What is the gospel?
God is the good Creator and King of the world. He made people to worship Him and live by His good laws. But we are all sinners who've rebelled against Him. We all deserve death--God's just, eternal punishment for our sins. How terrible! But God has good news for us. In His great mercy, God sent His Son, Jesus to earth as a man to save sinners. He lived the perfect life that pleases God. (He's the only one who's ever done that!) He offered it up to God His Father as the perfect sacrifice for sins when He suffered and died on the cross. Then, on the third day, Jesus rose from the dead in victory. He had fully paid for the sins of God's people, so they wouldn't have to! Now all who turn away from their sins and trust in Jesus as their Savior will receive forgiveness of sins and eternal life with God. They will be His very own special people who will know Him and enjoy Him forever. We can be God's people, too, if we turn from our sins and trust in Jesus as our own Savior.

Game: Spin the Light

Materials

Flashlight
Paper and Marker
Story Review Questions

Preparing the Game

1. Choose 20+ questions for your game from the Story Review Discussion Questions, or make up your own.

Playing the Game

Divide the children into two teams. Have them sit in a close circle, alternating Team A and Team B players. Have the children sit in a circle. Put the light in the middle of the circle. Spin the light. Whoever the light points to, answers the question. If it points to a Team A player and he gets it right on his own, it is worth 2 points for his team. If he needs help from another team member, then it is worth 1 point. The question goes to the Team B player on his right for a possible 1 point if the Team A player fails to answer correctly.

Game continues until all children get to toss the Frisbee, or as number of questions, time, and attention span allow.

Non-competitive Option

Don't split into teams. Have the children sit in a circle and spin the light, asking whoever it points to a question. If desired, you can let each child choose another child to help them answer the question.

Optional TAKING IT TO OTHERS Activity: Quiz Questions

Have the children choose a few of the questions from the game to ask the parents/other children during TAKING IT TO OTHERS time. Help pre-readers by whispering the question in their ear and letting them ask it aloud to the parents/other children.

CASE REPLAY ACTIVITIES

Use this guide to review the Case Story and act it out for others to enjoy!

CASE REPLAY, JR: YOUNGEST CHILDREN

Description: The children will act out the story together, everyone doing the same action/sound effect at the same time. This activity is most suitable for kindergarteners.

Materials

The Case RePlay, Jr. script for younger children

Preparation

1. Read through the script and write in the blanks along the side possible actions/sound effects the children could do to act it out.

Instructions

1. Tell the children that they will be re-enacting the story together as you tell it.
2. As you read the script, lead the children in actions/sound effects to do with you.
3. If desired, you can read the script and stop at certain sentences and ask them what a good action/sound effect would be to act out what you just read.
4. Repeat the re-enactment one or two times more.

CASE REPLAY, SR: OLDER CHILDREN

Description: The children act out the story as a three-scene play. You will narrate it using the Case RePlay, Sr. script and they will act it out (no spoken words, for the most part), with each child assuming a different character's role. This activity is most suitable for first grade and up. You will review the story, then practice it a few times before performing it for others.

Materials

The Case RePlay, Sr. script
White board or other large format paper
Costumes and props

Preparation

1. Prepare for the play by choosing costumes and props for each character in the story. Decorate the area with any scenery props.
2. Write the words "Beginning," "Middle," "End" on a large piece of paper/whiteboard with plenty of space under each heading. You will use this paper to help the children think about the story as a three-scene play, as it is presented in the script.

Instructions

1. Tell the children that they will get to act out the story as a three-scene play, with a beginning, middle and end section. Tell them that before they can act it out, they need to think it out. as you narrate it with your script.
2. Take the children's answers as they recount the story, helping them put key incidents in the right order.
3. If desired, when they have filled in their Beginning, Middle, End, read through your whole (real) script, so they hear exactly what you will have them act out.
4. Then tell the children that it's time to practice acting out the story.
5. Assign parts to each child. If you are using costumes, do NOT give them out at this point. They will be a distraction.
6. Have all the children sit on the floor or in chairs on one side of the "stage," then call the characters up in place as their part in the story comes.
7. As you read the script, guide the children in where you want them to move or do to act it out.
8. After going through the whole script once, give out any costumes and props and act out the script once or twice more.

Optional TAKING IT TO OTHERS Activity: Re-enacting the Story

Read the script as the children act out together (younger) or assuming different roles (older) as the other children or the parents watch.

CASE REPLAY, JR--YOUNGER KIDS (KINDERGARTEN) P.2

Welcome to our play! The name of our story is called: The Case of the Homecoming Heralds.

Our story takes place in Antioch and on the island of Cyprus, during New Testament times, not long after Jesus rose from the dead and went back to heaven.

And now we present: "The Case of the Homecoming Heralds:"

Actions:

Scene 1:

The leaders of the church in Antioch--which included Paul and Barnabas— gathered to pray and fast. The Holy Spirit spoke to them, telling them to send out Paul and Barnabas from them for a mission He had planned for them. They laid hands on Paul and Barnabas and prayed a special prayer of blessing, guidance, and protection and sent them out. John Mark went with them as a helper. The Holy Spirit guided Paul and Barnabas to the seaport of Seleucia and to a ship headed for Cyprus, the home country of Barnabas and John Mark.

Scene 2:

When the ship lands in Salamis, Cyprus, Paul, Barnabas and John Mark see that no one there seems to know about Jesus. The Greeks worship Zeus and Aphrodite. The Jews try to keep God's laws, but know nothing about Jesus. They begin to share the good news about Jesus. They go to the synagogue and preach to the Jews and Greeks that gather there to hear God's Word. After Salamis, the three men travel by foot around Cyprus, stopping at the other cities on the island- Tremithus, Citium, Amathus, Curium, and Palaipaphos— preaching to the people there about Jesus. Finally they reach Paphos, the new Roman capitol on the far end of the island. Once more, they go to the synagogue to preach about Jesus.

Scene 3

Sergius Paulus, the Roman governor of Cyprus who lives in Paphos, hears about the new message that Paul and Barnabas are preaching. He calls for them to come and tell him what they are preaching. Sergius Paulus quickly becomes interested in the good news of Jesus, but Satan uses a Jewish sorcerer named Elymas Bar-Jesus to argue against Paul and Barnabas and try to keep Sergius Paulus from believing. Paul turns to Elymas and rebukes him. By the power of Jesus, he causes Elymas to suddenly lose his sight. Sergius is amazed at the good news of Jesus and the power of His name. He believes in Jesus. Having preached about Jesus all over Cyprus, Paul and Barnabas get on a ship and set sail for Perga, Turkey, where there are many other people who have never heard about Him

Bible Truth Tie-In:

The Bible Truth we are learning is: **God's People Tell Others about Him.** The church in Antioch obeyed the Lord to send out Paul and Barnabas to go and tell others who lived far away the good news of Jesus, that they, too, might be saved.

CASE REPLAY, SR--OLDER KIDS (1ST GRADE AND UP) P.3

Welcome to our play! The name of our story is called: The Case of the Homecoming Heralds.

Our story takes place in Antioch and on the island of Cyprus, during New Testament times, not long after Jesus rose from the dead and went back to heaven.

The characters in our story are: Leaders of the Antioch Church; Paul and Barnabas; John Mark; Jews and Gentiles; Sergius Paulus; Elymas Bar-Jesus; Sailors of the ships.

And now we present: "The Case of the Homecoming Heralds."

Scene 1: (Beginning)

The leaders of the church in Antioch—which included Paul and Barnabas—gathered to pray and fast. The Holy Spirit spoke to them, telling them to send out Paul and Barnabas from them for a mission He had planned for them. They laid hands on Paul and Barnabas and prayed a special prayer of blessing, guidance, and protection and sent them out. John Mark went with them as a helper. The Holy Spirit guided Paul and Barnabas to the seaport of Seleucia and to a ship headed for Cyprus, the home country of Barnabas and John Mark.

Scene 2: (Middle)

When the ship lands in Salamis, Cyprus, Paul, Barnabas and John Mark see that no one there seems to know about Jesus. The Greeks worship Zeus and Aphrodite. The Jews try to keep God's laws, but know nothing about Jesus. They begin to share the good news about Jesus. They go to the synagogue and preach to the Jews and Greeks that gather there to hear God's Word. After Salamis, the three men travel by foot around Cyprus, stopping at the other cities on the island—Tremithus, Citium, Amathus, Curium, and Palaipaphos—preaching to the people there about Jesus. Finally they reach Paphos, the new Roman capitol on the far end of the island. Once more, they go to the synagogue to preach about Jesus.

Scene 3: (End)

Sergius Paulus, the Roman governor of Cyprus who lives in Paphos, hears about the new message that Paul and Barnabas are preaching. He calls for them to come and tell him what they are preaching. Sergius Paulus quickly becomes interested in the good news of Jesus, but Satan uses a Jewish sorcerer named Elymas Bar-Jesus to argue against Paul and Barnabas and try to keep Sergius Paulus from believing. Paul turns to Elymas and rebukes him. By the power of Jesus, he causes Elymas to suddenly lose his sight. Sergius is amazed at the good news of Jesus and the power of His name. He believes in Jesus. Having preached about Jesus all over Cyprus, Paul and Barnabas get on a ship and set sail for Perga, Turkey, where there are many other people who have never heard about Him

Bible Truth Tie-In:

The Bible Truth we are learning is: **God's People Tell Others about Him.** The church in Antioch obeyed the Lord to send out Paul and Barnabas to go and tell others who lived far away the good news of Jesus, that they, too, might be saved.

The Proconsul, Sergius Paulus

Description

The children will make a Roman laurel (head wreath like what Roman officials worn sometimes) with poster board, card stock and optional golden glitter glue.

Materials

22" x 28" poster board 1 piece per 14 laurel wreaths
 2 or 3 pages of printed out leaves per craft (on following page)
 White paper, card stock preferred but not necessary
 1.5" sticky back velcro per craft
 Leaf-colored markers/colored pencils
 Glue (tape or staplers)
 Gold glitter glue (optional)
 Scissors

Preparing the Craft

1. Cut 22" x 2" strips out of the poster board, 1 per craft.
2. Cut velcro into 1.5" pieces
3. Print out 3 pages of leaves per craft onto white paper (card stock is preferred)
4. For youngest children, you may want to cut out their leaves ahead of time.
5. Stick one side of the velcro in place on each band.
6. Set out other supplies.
7. Make a sample for the children to see.

Making the Craft

1. Show children your sample.
2. Have the children color in their leaves.
3. Hold up a band to each child's head and cut down to an appropriate size, if necessary. Add the other piece of velcro to the BACK side of the band on the other end.
4. Have the children paste/tape/staple their leaves in place in an overlapping fashion as shown below.
5. If desired, children can add glitter glue accents to the leaves.
6. Put on head, securing in place with the velcro.

Making a Bible Truth Connection

Once the children have settled into their craft, use the Bible Truth- Craft Connection Sheet to lead discussion about the craft. Note that most of these questions echo the questions on the case board, providing a review of what the children learned earlier.

Optional TAKING IT TO OTHERS Activity: Craft Presentation

If you are presenting the craft to other children or parents the children can hold up their crafts (or your model craft) and read their Bible Truth Connection answers to explain the importance of the craft.

CASE CRAFT**Discussion Guide****Instructions:**

As the children are settled into making their craft, ask them these questions to help them understand the craft's significance. Use the answers provided to guide the children's answers.

Discussion Questions

1. Where did Paul, Barnabas and John Mark go?

To Cyprus.

2. To whom was Paul and Barnabas especially excited to do in Paphos?

Meet with the proconsul, Sergius Paulus.

3. What did Sergius Paulus ask Paul and Barnabas about?

He wanted to hear the good news of Jesus they were preaching.

4. What is Bible Truth that we are learning?

God's People Tell Others about Him.

5. What does Sergius Paulus have to do with our Bible Truth?

Paul, Barnabas and John Mark were especially pleased to tell Sergius Paulus the good news of Jesus because if he became a Christian, he could make it much easier for others to become Christians in Cyprus.

6. What can God use the craft of Sergius Paulus to help us remember?

God wants all people, from the most important to the least important in this world to hear the good news of salvation through Jesus.

TAKING IT TO OTHERS**Craft Presentation****Instructions:**

Have children hold up your model craft/their crafts. Choose five children (or you say) the five sections below to explain the craft's importance.

Presentation:

1. Our craft is The Proconsul, Sergius Paulus.

2. At Paphos, Cyprus, Paul, Barnabas, and John Mark were invited into the presence of the proconsul, Sergius Paulus because he wanted to hear the good news of Jesus.

3. Bible Truth 11 is: God's People Tell Others about Him.

4. Paul, Barnabas and John Mark were especially pleased to tell Sergius Paulus the good news of Jesus because if he became a Christian, he could make it much easier for others to become Christians in Cyprus.


5. Our craft can help us remember that God wants all people, from the most important to the least important in this world to hear the good news of salvation through Jesus.

Note: Even non-readers can participate in presenting the craft, if you will whisper what they are to say in their ear and let them say it aloud for the others to hear.

Poster board "band" for laurel

22" length (cut down to size, if necessary, for younger children)

1 side of velcro



→
other side of 2"
velcro on back
side



BEFORE CLASS:**1. PICK YOUR PERSON**

VIPPs can be anyone in your church! Typically, they fall into 6 categories: Church staff, Elders, Deacons/deaconesses, Special Volunteers (people who aren't paid, but spend a lot of time helping out in particular ways), Supported Workers (aka missionaries), and Church Members.

2. GATHER YOUR FACTS

Use the VIPP Information Sheet to write down the facts about your VIPP. The information on this worksheet is used in the VIPP activities, listed in the "Choose an Activity" section below.

DURING THE ACTIVITY:**1. INTRODUCE YOUR VIPP**

Introduce your VIPP to the children, using the VIPP Information Sheet. Fill in a set of VIPP Clue Cards with the information for your VIPP. If desired, you can even have the actual person come into class for the children to meet.

Need help describing what someone does for the church in a kid-friendly way? Check out the list of common VIPPs on the Praise Factory website in the PFI resources. There are lots of kid-friendly descriptions for common VIPP's, such as pastors, elders, deacons and a lot more.

2. PRAY!

Lead the children in praying for the VIPP. Ask the children if they would like to pray for one of the VIPPs prayer requests. Even non-readers can pray for the VIPP if you whisper the prayer request in their ear, then let them say it aloud. Never force a child to pray!

3. CHOOSE AN ACTIVITY

There are two activities you can use to help the children learn about the VIPP:

VIPP Clue Cards: These are nine coloring sheets in which children fill in the nine things they learn about the VIPP from the VIPP Information Sheet. Photocopy a set of each child. Use as few or as many of these Clue Cards as you desire. They are found in the back of this book.

VIPP Game: This is a game that uses a set of Clue Cards for one or two VIPPs.

Choose a VIPP and fill in his/her information on the VIPP Information Sheet. Fill in a set of VIPP Clue Cards with the information for your VIPP. Tell the children about the VIPP, having them fill in the VIPP Clue Cards with the key facts as they learn them. Write any words the children need to write on a white-board or other piece of paper so they can see how to spell them. Help younger children write these words on their clue cards. Ideas for how to tell the children about many common VIPPs are listed at praisefactory.org with the resources for this Bible Truth.

Optional TAKING IT TO OTHERS Activity: Introduce and Pray for the VIPP

If you are presenting the VIPP to other children or parents you can assign children to hold up the 10 clue cards and say what each card tells about the VIPP. (Or, you can have the children hold them up as you tell what each one means.) Then lead the children in praying for the VIPP.

Game: Hit the Wall

Materials

Information Sheet for one VIPP

2 Set of Clue Cards

8 8.5" x 11" Manilla Envelopes

Nerf Ball or other soft ball for indoor use

Preparing the Game

1. Fill in one set of clue sheets for the VIPP you are using.
2. Tape the other (blank) set of Clue Cards to the outside of the manilla envelopes.
3. Put the filled-in clue cards in the corresponding envelope.
4. Tape the envelopes to the wall.

Playing the Game

Reveal, then Review Version:

Reveal: Tell the children about the VIPP, showing them your filled-in clue cards as you tell about them.

Review: Have the children take turns trying to hit an envelope with the ball. The teacher (or the child) tells the Clue Card category. The other children try to remember what the VIPP's answer was. Open it up and see if they got it right. If they did, the Clue Card is retired. If not, it can be added back into the Clue Cards to be aimed at.

VIPP INFORMATION SHEET

VIPP NAME:

WHAT VIPP LOOKS LIKE

Man or Woman? _____

Hair color? _____

Eye color? _____

FAVORITE ANIMAL

FAVORITE FOOD

FAVORITE FREE TIME ACTIVITY

WHAT VIPP DOES DURING WEEK

VIPP GROUP OF SERVICE:

Church Member

Deacon

Elder

Church Staff

Special Volunteer

Supported Worker
(Missionary)

3 WAYS VIPP SERVES CHURCH

3 WAYS TO PRAY FOR THE VIPP

BIBLE TRUTH 11, LESSON 2: PLANNER/OVERVIEW

GETTING STARTED: Welcome and Opening Songs (*introduce unit and get kids moving with these songs*)

Welcome to Praise Factory: PFI: Praise Factory Investigators Theme Song *PFI ESV Songs 12 CD, Track 1*

Rules to Help Us Worship God and Love Others: WoGoLOA Classroom Rules Song
PFI ESV Songs 12 CD, Track 2

Big Question Under Investigation: Big Question 12 Songs *PFI ESV Songs 12 CD, Tracks 3,4*

Big Question Bible Verse: Ephesians 5:1-2 Song: *PFI ESV Songs 12, Track 5*
Extra Bible Verse Song: Let Everyone Who Names the Name: 2 Timothy 2:19,22, ESV PFI ESV Songs 12, Track 6

DIGGING DEEP DOWN: Key Concept and Story (*introduce the Bible Truth and tell the related story*)

Bible Truth 11: God's People Tell Others about Him

Bible Truth Hymn: Come, Ye Sinners, Poor and Needy, v.1 *PFI ESV Songs 12, Track 37*
Extra Song: God's One, Big Plan PFI ESV Songs 12, Track 38

Bible Verse: Romans 10:13-15

Bible Verse Song: How Beautiful: Romans 10:13-15 *PFI ESV Songs 12, Track 39*
Extra Bible Verse Song: Be My Witnesses: Acts 1:8, ESV PFI ESV Songs 12, Track 40

Lesson 2 Story of the Saints: The Case of the Man Who Wouldn't Give Up

TAKING ACTION: Response Activities (*choose from among these activities*)

Snack and Discussion Planner: Messenger on the Mountain

ACTS Prayer: Prayer Sheet

Bible Truth Review: Discussion Questions and Game: Squirrel and Nut

Bible Truth Hymn: Come, Ye Sinners, Poor and Needy, v.1 *PFI ESV Songs 12, Track 37*
Song, Sign Language and Song Game: Big Voice, Little Voice **PFI ESV SONGS 12 BOOK or ONLINE**

Bible Verse Review: Romans 10:13-15 Discussion Sheet and Game: Protectors

Bible Verse Song: How Beautiful: Romans 10:13-15 *PFI ESV Songs 12, Track 39*
Song, Sign Language and Song Game: Sign It, Say It, What Does It Mean? **PFI ESV SONGS 12 BOOK or ONLINE**

Story Review: Discussion Questions and Game: Stepping Stones

Case Replay, Jr: Drama Activity for Youngest Children (children do same story actions together)

Case Replay, Sr: Drama Activity for Most Children (children re-tell story with individual parts)

Craft: Apolo Traveling through River, Forests, Mountains and Hills

VIPP (Very Important Prayer Person) Prayer Time: Coloring Sheets (Back of book) and Game: Picture Run

TAKING IT HOME: Take Home Sheet for Review and Family Devotions

PFI Pronto: Bible Truth 11, Lesson 2 **PFI ESV PRONTOS 12 BOOK or ONLINE**

The Case of the Man Who Wouldn't Quit

by Connie Dever

Our story is called:**The Case of the Man Who Wouldn't Quit.****As you listen to the story, see if you can figure out:**

1. Who was the man? What happened to him that would make him want to quit?
2. What wouldn't he quit doing? Why did he think it was so important?

This story doesn't take place in Bible times. It takes place in the 1880's in Uganda, Africa.

In the land of Toro in Uganda, there is a mighty, snow-capped mountain called Ruwenzori--one of the very tallest mountains in Africa. Not many tried to climb the top of this great mountain and even fewer succeeded. But one young man named Apolo Kivebulaya determined to do it.

"I am going to climb up Ruwenzori," Apolo said. "I must see what is on the other side of these mountains! I've heard stories of a fierce people who live there. I want to see their land for myself," he explained.

So Apolo found a guide and set off to climb the rugged mountain. Up, up, up, the two men climbed until they made it to the peak. What a magnificent view there was from the top! Apolo looked down and saw the country that lay on the other side. There were thick, dark forests, then hills rising off in the distance.

"Beyond those hills, Apolo, is the land of the Mbogas--the people you've heard so much about," his guide told him. As Apolo looked out upon those hills, the Lord spoke to his heart, "Go to those people! Tell them about Jesus! They need to hear my good news of salvation!" Apolo was happy to obey!

The journey was long and difficult, but after many days Apolo arrived at Mboga village. At first, he was treated with kindness. The king gave him a hut to live in and ground to grow food. Apolo settled down and began to learn the language.

But when he finally learned enough Mboga to share the good news of Jesus, Apolo's troubles began! While one woman heard the gospel, repented of her sins and trusted in Jesus as her Savior, most did not! They didn't like that Apolo called the spirits they worshiped evil. They didn't like he said witchcraft was wrong. No one was more upset over what Apolo taught than the witch

doctor. He determined to talk the king into getting rid of Apolo.

"You must get rid of Apollo!" The witch doctor urged the king. "If you don't, he will anger the spirits and ruin your country."

King Tabao was worried. He agreed to work with the witch doctor's to get rid of Apolo. The two men tried all sorts of plots. They threatened him. They set his hut on fire. They hurt him so badly that he could hardly move. But even so, Apollo refused to go!

"Do what you will to me, I will not go!" he told them. "I have a Master and He sent me here to teach your people about Him. I will not disobey Him. You cannot make me go!" Apollo insisted.

The people saw Apollo's courage and began to listen to his words. Bang, bang, bang! Apollo would beat the church drums, calling the people to come and worship every Sunday. Before long, many of them did come to the little church hut each week to hear him preach about Jesus.

This only made the king and the witch doctor even angrier. "King Tabao, you must kill Apollo!" the witch doctor insisted. "That's the only way you're going to get rid of this man and his message forever."

Once more the king agreed with his witch doctor. They had some men grab Apollo from his hut, hurt him badly, and leave him in the tall grasses outside of the village for hungry lions to finish off. Then the king and the witch doctor held a great feast to celebrate the end of Apollo.

"At last our enemy is dead and the Kingdom is safe! This teacher and his Book are gone forever!" they

Story-telling Tips

Ahead of time:

1. Read the Bible verses and story. Pray!
2. Create story cue cards on index cards (or highlight text).
3. Practice telling story dramatically, timing your presentation. Shorten, if necessary to fit your allotted time.
4. Decorate area with story props that help bring your story alive.

During your presentation:

1. Maintain as much eye contact as possible as you tell the story. Point to/use props at important points in the story. Include the kids in your story with a few questions about what they think will happen or words/concepts that might be new to them.
2. Watch the kids for signs that their attention span has been reached. Shorten, if necessary.

cheered. With Apollo dead, the people stopped going to the little church hut. In fear, they turned back to witchcraft and worshipping evil spirits.

But Apollo wasn't dead! The woman who had been the first to become a Christian watched everything that happened to Apolo. When all was safe, she crept out to the grasses, picked up his body, and took it to an old hut outside of the village. For six weeks the woman nursed Apolo back to health. When it last he was well enough to travel, she said, "Apolo, you must go home. They will only try to kill you again if you stay," she urged him.

But Apolo still refused. He would not give up. He would keep on trying to share the good news of Jesus with the Mbogas.

Early one Sunday morning, Apolo returned to the little church hut. Bang, bang, bang! Went the church drums once more, inviting everyone to church.

"Isn't that the old church drum?" the king wanted to know. "Who could be beating it now that Apollo is dead?"

A messenger arrived with the incredible answer, "O King, it is Apolo beating the drum! He's alive from the dead and he's calling people to come to church to worship with them!"

"How can this be?" the king wondered. "I must see for myself!"

As King Tabao came near the church, he was more alarmed than ever to hear the sound of voices--one of which he was sure was that of the man he had killed!

The king crept up to the door of the little church, and there, to his amazement, he saw Apolo with a small crowd of amazed men and women around him. Apolo sat with his little Bible in hand, reading to them the wonderful story of Jesus. When Apolo saw the King, he went to meet him and greeted him with a happy smile.

"Won't you join us?" Apolo invited him.

To the surprise of everybody, King Tabao came in, knelt before Apolo, and begged him to forgive him for all the evil he had done against him. Apolo took the king's hand in his own, and kneeling down by his side, he called upon all the people to join him in prayer.

That very day, many of the Mboga people turned from their sins and to believe in Jesus, including King from their sins and to believe in Jesus, including King Tabao,

himself.

Cracking the Case:

It's time to answer our Case Questions.

1. Who was the man? What happened to him that would make him want to quit?

Apolo was the man who wouldn't quit. He was hurt terribly and left for dead.

2. What wouldn't he quit doing? Why did he think it was so important?

He wouldn't quit telling the people of his tribe the good news of Jesus. He knew they would die in their sins, if they didn't hear and believe the good news of Jesus.

Something For You and Me

Our Bible Truth is:

God's People Tell Others about Him

Our Bible Verse is: Romans 10:13-15

"For "everyone who calls on the name of the Lord will be saved." How then will they call on him in whom they have not believed? And how are they to believe in him of whom they have never heard? And how are they to hear without someone preaching? And how are they to preach unless they are sent? As it is written, "How beautiful are the feet of those who preach the good news!"

What great love the Lord gave Apollo for the Mboga people! No matter how much they didn't want to hear about Jesus, Apolo never gave up telling it to them. Nothing would keep him from telling them the gospel. Apolo knew that Jesus was the only way they could be saved. And in the end, the Lord rewarded Apollo's love with the salvation of many Mbogas, even King Tabao himself!

What about you and me? Do you realize that God has used Apolo to bring the good news of Jesus us today, too? What will we do with the gospel? Let's ask God to work in our hearts and help us to turn away from our sins and trust in Jesus is our Savior, too. And let's ask him to give us a heart of love for the people of the world like he did Apolo. Let's ask him to use us to share the gospel with others that they might be saved, too.

Close in prayer.

Closing ACTS Prayer

A God, we praise You for being the Protector and Sustainer of Your people. You help them persevere through even the most difficult of times, just like You helped Apolo.

C God, we confess that we, like the Mboga to trust in Jesus as our Savior. We also can confess that many times we choose not to tell others the good news of Jesus because we are scared of what they might say or do when we tell them. We need Jesus to be our Savior!

T God, we thank You for giving Your people the strength, love and courage to care for people and tell them about Jesus, even in the hardest of situations.

S We ask You to work in our hearts, helping us to confess our sins, turn away from them and trust Jesus as our own Savior. Make us like Apolo: willing to go to even very dangerous places to tell others about Him.

Special Words

Uganda: A country in Africa.

Gospel: A word that means “good news.” Christians use it to talk about the good news of salvation through Jesus.

Witch Doctor: Among the Mboga, this was a spiritual leader who the people went to for protection from evil spirits and healing of sicknesses (believed to be caused by evil spirits.)

ACTS PRAYER ACTIVITY

Use this sheet to write down your ACTS Prayer

Instructions:

Use this sheet to help the children apply the Bible Truth into a prayer. You can use the ACTS provided or even better, have the kids think of their own applications. Also have the children add their personal requests to the prayer, too. Lead the children in the prayer or let them pray sections, with your help. Never force a child to pray! Non-readers can participate by you whispering a section of the prayer into their ear and allowing them to pray it aloud for the group.

ADORATION:

God, we praise You for being so gracious and compassionate that You chose to save sinners from every people on earth.

God, we praise You for being.....

Add your own Adorations:

CONFESSION:

God, we confess that many times we do not tell others about salvation through Jesus when we could. We confess that we are sinners who need to turn from our sins and trust in Jesus as our Savior, too.

God, we have sinned against You....

Add your own Confessions:

THANKSGIVING:

Thank You, God for sending people to tell us the good news of Jesus that we might be saved.

God, we thank You for...

Add your own Thanksgivings:

SUPPLICATION:

God, work to work in our hearts that we might turn from our sins and trust in Jesus as our own Savior. Help Your people to bravely tell the peoples of the world about salvation through Jesus. Help us tell the good news of Jesus, too. Bring many people to know and love You.

God, we need Your help...

Add your own Supplication:

SNEAKY SNACK

Can you figure out how this snack relates to the story?

Snack: Messenger on the Mountain

An upside-down mini muffin Mt Ruwenzori topped with a little canned whipped cream "snow" and two Teddy Graham "Apolo and his guide" stuck on top. Can even add broccoli piece "dark forest" around one side of it and some more Teddy Graham "Mboga people" on the far side of the "forest."

This is only a suggestion. Feel free to modify. Be mindful of allergy issues among your children!

Case Tie-in: From the top of Mt. Ruwenzori, Apolo saw the land of the Mboga and answered God's call to take the good news of Jesus to them, no matter what the cost.

SOUL FOOD

Food for thought during snack time

1. What does the snack have to do with the story?

Choose a few questions from the other activity discussion sheets to talk about during this snack time.

2.

3.

4.

5.

6.

7.

Directions: Read and discuss Bible Truth, using a FEW of the questions. Play game. Feel free to modify the game to fit your children.

God's People Tell Others about Him

We've all rebelled against God and deserve His just and eternal punishment for our sins. But God, in His great love for sinners, chose to send His Son, Jesus to be our Savior. Jesus came and lived the perfect life that pleases God. On the cross, He offered it up as the perfect payment for the sins of God's people. On the third day, Jesus rose from the dead in victory. He had conquered sin and death, once and for all! Now all who turn from their sins and trust in Jesus as their Savior are forgiven and receive eternal life with God. This good news is what Christians call the gospel--and everyone needs to hear it! God calls His people to tell it to everyone, in every part of the world. Jesus promises to come back after the gospel has been taken to every people on earth, all according to God's good plan.

Understanding the Bible Truth

1. Who has rebelled against God? *We all have.*
2. What do all people deserve for their rebellion against God? *His just and eternal punishment for their sins.*
3. How did God show His love towards us, despite our wicked rebellion against Him? *He sent His Son, Jesus to die on the cross as the perfect sacrifice for the sins of all who would ever turn from their sins and trust in Him as their Savior.*
4. What did Jesus do on the third day that showed He had conquered sin and death for God's people, once and for all? *He rose from the dead.*
5. What do we call the good news of salvation through Jesus? *The gospel.*
6. Why do all people need to hear the good news of Jesus? *He is the only way to be saved from the punishment they deserve for their sins and to enter into fellowship with the Lord.*
7. Why should God's people to go every part of the world, to every people and tell them about Jesus? *It is God's command; and, because God has always planned for His people to include people from every tribe, nation and language.*
8. What will happen before Jesus comes back? *The gospel preached to every people, according to God's plan.*

Story Connection Questions

1. How does the case story point to the **Bible Truth: God's People Tell Others about Him**? How did Apolo fulfill Jesus' command to tell others about Him? *Apolo knew that the Mboga people needed to hear about Jesus if they were to be saved from their sins. He wanted to be the one to tell them the good news of Jesus that some of them might turn to the Lord and become the first from the tribe and tongue of the Mboga to praise the name of Jesus.*

Bible Verse Connection Question

1. What does our Bible Truth have to do with our **Bible Verse: Romans 10:13-15**: "For everyone who calls on the name of the Lord will be saved." How then will they call on him in whom they have not believed? And how are they to believe in him of whom they have never heard? And how are they to hear without someone preaching? And how are they to preach unless they are sent? As it is written, "How beautiful are the feet of those who preach the good news!"?

God has chosen for others to hear the good news of salvation by sending His people to tell others about Him. They must go, if others are to hear.

Life Application Questions

1. How can we use God's people in our church today to tell others about Him? *They can pray that God would show them who in our church does He want to go to tell others about Jesus in faraway places. They can pray for those who have gone to faraway places already. They can pray that God would even give them, opportunities, right here at home, to tell others about Jesus. They can get to know people from other countries who have come to live here, make friends with them, love them, and tell them the good news of salvation through Jesus.*
2. How can we become God's people? *By turning away from our sins and trusting in Jesus as our Savior.*

ACTS Questions

1. What is something we can praise God for because of this Bible Truth?

Praise God for being so gracious and compassionate that He chose to save sinful people from every people on earth..

2. What are sins we can confess to God because of this Bible Truth? *Confess that many times we do not tell others about salvation through Jesus when we could. Confess that we are sinners who need to turn away from our sins and trust in Jesus as our Savior, too.*

3. What is something we can thank God for because of this Bible Truth?

Thank God for sending people to tell us the good news of Jesus. Thank Him for choosing to use His people to tell others this best of news.

4. What is something we can ask God for because of this Bible Truth?

Ask God to work in our hearts that we might turn from our sins and trust in Jesus as our own Savior. Ask Him to help His people to bravely tell the peoples of the world about salvation through Jesus. Ask God to bring many people to know and love Him.

The Gospel

1. *What is the good news that God wants His people to tell everyone? What is the gospel?*

God is the good Creator and King of the world. He made people to worship Him and live by His good laws. But we are all sinners who've rebelled against Him. We all deserve death--God's just, eternal punishment for our sins. How terrible! But God has good news for us. In His great mercy, God sent His Son, Jesus to earth as a man to save sinners. He lived the perfect life that pleases God. (He's the only one who's ever done that!) He offered it up to God His Father as the perfect sacrifice for sins when He suffered and died on the cross. Then, on the third day, Jesus rose from the dead in victory. He had fully paid for the sins of God's people, so they wouldn't have to! Now all who turn away from their sins and trust in Jesus as their Savior will receive forgiveness of sins and eternal life with God. They will be His very own special people who will know Him and enjoy Him forever. We can be God's people, too, if we turn from our sins and trust in Jesus as our own Savior.

Game: Squirrel and Nut

Materials

Marble

Chairs

Bible Truth Questions

Preparing the Game

1. Choose 20+ questions for your game from the Bible Truth Discussion Questions, or make up your own.
2. Write the Bible Truth questions on small thin strips of paper (or make a photocopy of the Bible Truth Discussion Questions and simply cut them into strips) and put them in the bag/bowl.

Playing the Game

Have children seated in chairs in a circle, with their heads down and their eyes closed. "It" is in the middle and is holding the marble. He walks around quietly and chooses someone's lap to drop the marble into. The person who receives the marble jumps up and chases "It" around the circle and tries to tag "It" before "It" gets to the chair and sits down. Either the tagged old "It" or the new "It" gets to choose a question from the bag for the class to answer. Play continues after the question is answered. Be careful about running on slick floors! You may want to ask the children to walking rapidly instead.

Game continues as number of questions, time, and attention span allow.

Optional TAKING IT TO OTHERS Activity: Quiz Questions

Have the children choose a few of the questions from the game to ask the parents/other children during TAKING IT TO OTHERS time. Help pre-readers by whispering the question in their ear and letting them ask it aloud to the parents/other children. Make sure you read the Bible verse aloud before you ask your questions.

Directions:

1. Write words to song in large print before class.
2. Play the song for the children, helping them follow along on the song sheet.
3. Discuss the song, using a few questions from the discussion sheet. *Don't use them all!*
4. Introduce sign language for key words of your choice from sign language sheet for your song. Use as few or as many as you think the children can learn.
5. Sing and sign the song. Sign language as well as large format lyrics and sheet music are found in the PFI Unit Songbook or online.
6. If desired, play the Song Game.

Optional TAKING IT TO OTHERS Activity: Presenting and Singing the Song

1. Sing and sign the song, encouraging the watching children/parents to join in.
2. Ask the class some of the questions listed below. The Bible Truth Connection Question is particularly good to help them understand how the song ties in with the Bible Truth.

Come, Ye Sinners, Poor and Needy

Verse 1

Come ye sinners, poor and needy,
Weak and wounded, sick and sore;
Jesus ready stands to save you,
Full of pity, love, and pow'r.

Refrain:

I will arise and go to Jesus,
He will embrace me in His arms.
In the arms of my dear Savior,
O there are ten thousand charms..

Listen to it on PFI ESV Songs 12, Track 37

Understanding the Song

1. What is a sinner? *Someone who thinks, says and acts in ways that do not please God.*
2. What words describe a sinner? What do they mean? *Poor and needy: not that they don't have money, but that they have no way to "pay" for their sins. Weak and wounded, sick and sore: Not only are their bodies suffer under weakness, wounds, sickness or soreness, but their hearts are weak and hurt from fighting sin. They suffer from sadness and guilt.*
3. Who should a sinner come to? Why? *Jesus, because He stands ready to save you.*
4. How does Jesus receive sinners who come to Him? *He is full of pity (sad that you are suffering and desiring to help you), love and power (through His life offered up on the cross).*
5. Who is the song writer going to? How will He receive him? *Jesus. He will embrace him in His arms.*
6. What he mean when he says Jesus will embrace him in His arms? *Not that Jesus will really give him a hug, but that He will rejoice that he has come to Him for salvation, and that He loves him tenderly. In heaven, though, Jesus very well WILL really hug him!*
7. What does it mean that there are ten thousand charms in the arms of Jesus? *A charm is something that delights you. Knowing Jesus' love and forgiveness, being in His family, are so wonderful that it is like getting ten thousand of the things that delight you most, all rolled up into one. There is nothing as wonderful as knowing and being loved by Him.*

Bible Truth Connection Question

1. How does this song relate to our Bible Truth: **God's People Tell Others about Him?**

When God's people share the good news of Jesus with others, they tell them that we are all sinners who need to come to Jesus to save them.

Story Connection

1. How does this song relate to today's story? *Apolo knew that the Mboga, like all people, were sinners, poor and needy. He answered God's call to take the good news of salvation to these people. He told them that Jesus was standing ready to save them right then, if they will turn away from their sins and trust in Jesus as their Savior. In the end, many did.*

Bible Verse Connection Question

What does this hymn have to do with our Bible Verse: **Bible Verse: Romans 10:13-15:** "For everyone who calls on the name of the Lord will be saved." How then will they call on him in whom they have not believed? And how are they to believe in him of whom they have never heard? And how are they to hear without someone preaching? And how are they to preach unless they are sent? As it is written, "How beautiful are the feet of those who preach the good news!"?

This hymn is a call for all sinners to call on the name of the Lord and be saved. God's people sing this song to encourage others to hear the good news of salvation through Jesus and be saved.

Life Application Questions

1. How can God's people be affected by the message of this song? *They can praise God who loves sinners who come to Him so much that He delights to embrace them and bless them with ten thousand charms.*
2. We are sinners, poor and needy. How can we be saved? *By turning away from our sins and trusting in Jesus as our own Savior.*

ACTS Questions

1. What is something we can praise God for from this hymn?
Praise God for being the gracious God, full of pity, love and power, to save sinners.
2. What are sins we can confess to God from this hymn?
Confess that we are weak, wounded, sick and sore, with sin. We deserve God's punishment. We need a Savior!
3. What is something we can thank God for from this hymn?
We can thank God for not treating sinners just as their sins deserve, but for standing ready to save all who turn from their sins and trust in Jesus as their own Savior. He is so full of pity, love and power!
4. What is something we can ask God for from this hymn?
That God would work in our hearts that we might turn from our sins and trust Jesus as our Savior. We can ask Him to heal us of the weakness, wounds, sickness and soreness of sin in our lives. We can ask Him for His eternal life.

Gospel Question

1. Why does God not just judge our sins as we deserve, but stands ready to save us? Because of what Jesus has done! Can you tell me the good news of Jesus?
God is the good Creator and King of the world. He made people to worship Him and live by His good laws. But we are all sinners who've rebelled against Him. We all deserve death--God's just, eternal punishment for our sins. How terrible! But God has good news for us. In His great mercy, God sent His Son, Jesus to earth as a man to save sinners. He lived the perfect life that pleases God. (He's the only one who's ever done that!) He offered it up to God His Father as the perfect sacrifice for sins when He suffered and died on the cross. Then, on the third day, Jesus rose from the dead in victory. He had fully paid for the sins of God's people, so they wouldn't have to! Now all who turn away from their sins and trust in Jesus as their Savior will receive forgiveness of sins and eternal life with God. They will be His very own special people who will know Him and enjoy Him forever. We can be God's people, too, if we turn from our sins and trust in Jesus as our own Savior.

Song Game: Big Voice, Little Voice

Materials

Song

Sign language signs used in the song printed out onto little cards

Blindfold

Preparing the Game

None.

Playing the Game

1. Practice the song and signs until the children know them well. Then tell them: "Children, we are going to hide a sign language sign and see if one of you can find it... with a little help from the rest of us!"
2. Choose someone to be "It" and blindfold them. Choose another child to hide one of the sign language cards. When it's hidden, "It" can remove the blindfold and begin to look.
3. The rest of the children will sing the song in a louder voice when "It" gets closer to the hidden sign and quieter when "It" gets further from the sign.
4. When "It" finds the hidden clue, another "It" is chosen and play begins again.

Game continues as number of questions, time, and attention span allow.

choose a FEW questions for discussion, then choose the game and/or music activity

Meditation Version: Romans 10:13-15, ESV

“For “everyone who calls on the name of the Lord will be saved.” How then will they call on him in whom they have not believed? And how are they to believe in him of whom they have never heard? And how are they to hear without someone preaching? And how are they to preach unless they are sent? As it is written, “How beautiful are the feet of those who preach the good news!”

Alternate Memory Version: Romans 10:13-15 ESV

“For “everyone who calls on the name of the Lord will be saved.” How then will they call on him in whom they have not believed? And how are they to believe in him of whom they have never heard? ... As it is written, “How beautiful are the feet of those who preach the good news!”

Understanding the Bible Verse

1. What does it mean to “call on the name of the Lord? *Confess to God that you are a sinner who deserves His just wrath for your sin and that only by Him saving you (by taking the punishment you deserved when He died upon the cross) can you ever find forgiveness for your sins.*
2. Who will be saved? *Everyone who calls on the name of the Lord.*
3. What do people have to do before they can call on the name of the Lord? *Believe.*
4. What has to happen for people to believe? *Someone must preach to them.*
5. What does “preach” mean in this verse? *Doesn't have to be a pastor who tells them about Jesus as he preaches a sermon. It can mean any Christian who tells others the good news of Jesus.*
6. How will those who haven't heard about Jesus hear preaching? *Someone must be sent..*
7. Who sends people to tell others about Jesus? *Jesus and God's people gathered together—churches. After Jesus rose from the dead, He commanded those who believed in Him to go into all the world, telling others about Him that they could become His obedient followers (disciples), too. But we see in our story today that the Holy Spirit guides churches to pray for and sent out their very own to tell others about Jesus.*
8. What makes the feet of those who bring good news beautiful? *Not that they have good looking feet. It means that they are the ones who are coming with the good news that saves people from their sins. They are coming to rescue them.*
9. What is the good news that God's people bring? *God is the good Creator and King of the world. He made people to worship Him and live by His good laws. But we are all sinners who've rebelled against Him. We all deserve death--God's just, eternal punishment for our sins. How terrible! But God has good news for us. In His great mercy, God sent His Son, Jesus to earth as a man to save sinners. He lived the perfect life that pleases God. (He's the only one who's ever done that!) He offered it up to God His Father as the perfect sacrifice for sins when He suffered and died on the cross. Then, on the third day, Jesus rose from the dead in victory. He had fully paid for the sins of God's people, so they wouldn't have to! Now all who turn away from their sins and trust in Jesus as their Savior will receive forgiveness of sins and eternal life with God. They will be His very own special people who will know Him and enjoy Him forever. We can be God's people, too, if we turn from our sins and trust in Jesus as our own Savior.*

Bible Truth Connection Question

1. What does this verse have to do with the **Bible Truth: God's People Tell Others about Him?**
God has chosen for others to hear the good news of salvation by sending His people to tell others about Him. They must go, if others are to hear.

Story Connection Questions

1. What does the verse have to do with our story? *Apolo knew that someone must go and preach to the Mboga people if they were to call on the name of the Lord and be saved. He walked many difficult miles, then endured much persecution so that the Mboga people might turn to the Lord.*

Life Application Questions

1. How can God's people today take the good news to those who have not heard? *They can go to live in the faraway places to tell people there how they can be saved through Jesus. They can get to know people from other countries that move here and tell them how they can be saved through Jesus. They can pray for others who have already gone out to faraway places that God would help them tell others about Jesus. They can pray for people here that God would help them tell these people the good news of Jesus.*
2. How can we become God's people? *By turning away from our sins and trusting in Jesus as our Savior.*
3. Who can tell us the good news of Jesus? *People at our churches, our Sunday School teachers, and any other Christians we know would be happy to talk to us about becoming a Christian.*

ACTS Questions

1. What is something we can praise God for from this Bible verse?
Praise God for being faithful to His promise to save all who call on His name.
2. What are sins we can confess to God from this Bible verse?
That we are all sinners, who need to turn away from our sins and believe in Jesus. That many times we could tell others the good news of Jesus, but choose not to because we are lazy or afraid they won't want to hear it.
3. What is something we can thank God for from this Bible verse?
We can thank God for sending His people to tell others in faraway places about Him.
4. What is something we can ask God for from this Bible verse?
We can ask God to work in our hearts that we would want to confess our sins, turn away from disobeying Him and trust in Jesus as our Savior. That He would send out many of His people today to faraway places that all may hear the good news of Jesus, turn from their sins, believe in Jesus and be saved.

The Gospel

1. What is the good news of Jesus that God's people bring to others? What is the gospel?
God is the good Creator and King of the world. He made people to worship Him and live by His good laws. But we are all sinners who've rebelled against Him. We all deserve death--God's just, eternal punishment for our sins. How terrible! But God has good news for us. In His great mercy, God sent His Son, Jesus to earth as a man to save sinners. He lived the perfect life that pleases God. (He's the only one who's ever done that!) He offered it up to God His Father as the perfect sacrifice for sins when He suffered and died on the cross. Then, on the third day, Jesus rose from the dead in victory. He had fully paid for the sins of God's people, so they wouldn't have to! Now all who turn away from their sins and trust in Jesus as their Savior will receive forgiveness of sins and eternal life with God. They will be His very own special people who will know Him and enjoy Him forever. We can be God's people, too, if we turn from our sins and trust in Jesus as our own Savior.

Game: Protectors

Materials

Bible verse written up in large print so that all can see
 One paper cup for each student
 2 manilla folders or 4 empty paper towel tube
 Masking tape
 Foam or other soft-surfaced balls, ideally one for every child.

Team A Invaders (rest of team)

X X X X X Team A Cups

Team A Protectors (1 or 2 children)

Team B Protectors (1 or 2 children)

X X X X X Team B Cups

Team B Invaders (rest of team)

Preparing the Game

1. Use the masking tape to make X's to show placement for each team's cups.
2. Cut manilla folder along seam into 2 sheets. Roll up each sheet along the short side and tape seam.

Learning the Verse

Some or all of your children may be non- or early readers. Teach the verse in sections, having them say it after you. Repeat a few times. Add clapping or other movement as they say it.

Directions

1. If desired, lead the children in a discussion of a **FEW** of the most important questions before beginning game.
2. Explain the game to them as follows:

Divide the children into two teams. Have the children on both teams set up their cups on the X's. Designate one or two children from each team to be the "Protectors" for their team's cups. These children will stand in front of their team's cups and ward off invading balls that the other team is ROLLING (not throwing) to knock down their cups. Arm each protector with one or two of the manilla envelope/paper towel tubes. Have all the other of Team A and B stand back behind their team's cups. Give them the foam balls to ROLL at the other team's cups. Play begins as everyone says the verse together. When you say "go" both teams begin rolling and protecting the cups until you tell them to stop, gathering up the balls and rolling them back at the other team's cup when they come their direction. Allow 30 seconds or a 1 minute for each round. Maybe longer if the protectors are particularly good or the invaders are particularly unsuccessful at knocking down the cups. The number of cups knocked down are the number of points each team gets for the round. If desired, you can have each team say the verse to earn the points. Otherwise, set up the cups again, designate new protectors and have everyone say the verse. When you say "go", children begin Round 2 of rolling and protecting.

Game continues as time and attention span allow.

Non-competitive Option

This game is difficult to do completely non-competitively. You can choose to not keep track of points.

Optional **TAKING IT TO OTHERS** Activity: Quiz Questions

Have the children choose a few of the questions from the game to ask the parents/other children during **TAKING IT TO OTHERS** time. Help pre-readers by whispering the question in their ear and letting them ask it aloud to the parents/other children. Make sure you read the Bible verse aloud before you ask your questions.

Directions:

1. Write words to song in large print before class.
2. Play the song for the children, helping them follow along on the song sheet.
3. Discuss the song, using a few questions from the discussion sheet. *Don't use them all!*
4. Introduce sign language for key words of your choice from sign language sheet for your song. Use as few or as many as you think the children can learn.
5. Sing and sign the song. Sign language as well as large format lyrics and sheet music are found in the PFI Unit Songbook or online.
6. If desired, play the Song Game.

Optional TAKING IT TO OTHERS Activity: Presenting and Singing the Song

1. Sing and sign the song, encouraging the watching children/parents to join in.
2. Ask the class some of the questions listed below. The Bible Truth Connection Question is particularly good to help them understand how the song ties in with the Bible Truth.

How Beautiful: Romans 10:13-15, ESV

Refrain

How beautiful! How beautiful!

How beautiful are the feet.

How beautiful! How beautiful!

Are the feet of those who preach the good news.

Ev'ryone who calls on the name of the Lord,
Will be saved.

Ev'ryone who calls on the name of the Lord,
Will be saved.

Yes, but I have some questions...

How then will they call on Him they've not believed in?

How are they to believe in Him they never heard?

How are they to hear without someone preaching?

How are they to preach unless they are sent?

Well, it all goes back to those feet! Refrain

Romans Ten, thirteen through fifteen.

Listen to it on PFI ESV Songs 12, Track 39

Song Game: Sign It, Say It, What Does It Mean?

Materials

Sign Language signs used in song, particularly choose words with important meanings you want the children to learn, such as "grace", "redeem", etc.

Bag or bowl

Preparing the Game

1. Cut out signs and put in bowl.

Playing the Game

1. Practice the song and signs until the children know them well. Then put all the signs we've learned in this bag/ bowl and mix them up.
2. Ask one of the children to choose a sign, but not show it to anyone...but you, if they need some help.
3. Ask the child to do the sign for the rest of the children and see if the other children can guess which one it is. Do the sign with the child, if desired.
4. When the children guess the sign, ask them the meaning of the word. If no one guesses the sign, put it back in the bowl to be picked again.
5. Choose another child to pick a new sign from the bag and continue.

NOTE: You might want to sing the song after you do each word or couple of words.

Game continues as number of questions, time, and attention span allow.

Directions: Read and discuss Bible Truth, using a FEW of the questions. Play game. Feel free to modify the game to fit your children.

General Story Questions

1. Why did Apolo climb Mt. Ruwenzori? *To see the land of the Mboga he had heard about.*
2. What happened to Apolo when he saw the land of the Mboga? *He felt God's call to tell them about Jesus.*
3. How did King Tabeo treat Apolo at first and why did he change how he treated him? *He welcomed him and generously gave him land to build a hut. When Apolo began to tell the people to turn from their evil spirit worship and turn to Jesus, the king wanted him killed.*
4. How did the king try to get rid of Apolo? *He threatened him; he set his hut on fire; and he had him hurt and left him to be eaten by lions.*
5. What reason did Apolo give the king for refusing to leave? *He was the servant of God and would not stop obeying His command to stay and tell them about Jesus.*
6. Why didn't Apolo go home when the king and witchdoctor kept trying to kill him? *Because he knew the Lord had called him to keep telling the Mboga people about Jesus so that might be saved.*
7. Why did more people want to come to hear about Jesus after Apolo hurt by the king? *They couldn't believe that Apolo still would not leave, even after such terrible punishment. They began to think that his message must be worth listening to, if he was willing to suffer like this to tell it to them.*
8. Why wasn't Apolo eaten by lions? *The woman who became a Christian found him and rescued him.*
9. What did the woman who rescued Apolo want him to do when he got well? Why didn't he do it? *She wanted him to escape back to his home so he would not be killed. He didn't do it because he still felt the Lord wanted him to stay and keep telling the people about Jesus.*
10. What did Apolo do on the Sunday morning that surprised everyone? *He began beating the church drum and inviting them to church. Everyone was surprised because they thought he was dead.*
11. What did the king do when he heard that Apolo was alive? *He snuck down to the church to see for himself. When he saw that it was true, he went into the church and knelt down. He asked for forgiveness and stayed and listened to God's Word. He became a Christian that day.*

Bible Truth Connection Questions

1. What does this story have to do with our **Bible Truth: God's People Tell Others about Him**? *Apolo was sent to tell the Mboga people about Jesus. God planned for His people to come from every tribe, nation and language, even from the Mboga tribe. He used Apolo to bring them this good news for the very first time.*

Life Application Questions

1. Are there still places in the world that need to hear about Jesus? *Yes!*
2. Why is it so important that Christians tell others about Jesus? How will they be saved from the punishment that they rightly deserve for their sins if no one tells them? *And, because Jesus commanded His people to go into every part of the world and tell them about salvation through Him. Also, because God has planned for His people to be from every people on earth. Spreading the good news of Jesus brings honor and glory to God's great name.*
3. How are we like the Mboga people? *We are sinners who need to confess our sins to God, turn away from them and trust in Jesus as our Savior.*
4. Do God's people today face persecution for telling others about Jesus? *Many do not, but many others do.*
5. How can we help God's people who have gone out to tell others about Jesus? *We can pray for God to encourage them, protect them, and bring many people to come to be forgiven of their sins and become His people. We can give money to our church to be used for the missionaries to help them in their work. We can encourage them when they come home and visit our church.*

Bible Verse Connection Question

1. What does the story have to do with our **Bible Verse: Romans 10:13-15**: "For "everyone who calls on the name of the Lord will be saved." How then will they call on him in whom they have not believed? And how are they to believe in him of whom they have never heard? And how are they to hear without someone preaching? And how are they to preach unless they are sent? As it is written, "How beautiful are the feet of those who preach the good news!"?

Apolo knew that someone must go and preach to the Mboga people if they were to call on the name of the Lord and be saved. He walked many difficult miles, then endured much persecution so that the Mboga people might turn to the Lord.

ACTS Questions

1. What is something we can praise God for being that we learned in our story? *Praise God for being the Protector and Sustainer of His people. He can help them survive through hard persecution, if it is His good and perfect will.*

2. What is something we can confess as sin that we learned in our story? *Confess that we, like the Mboga to trust in Jesus as our Savior. We also can confess that many times we choose not to tell others the good news of Jesus because we are scared of what they might say or do when we tell them.*

3. What is something we can thank God for that we learned in our story? *We can thank God giving His people the strength, love and courage to care for people and tell them about Jesus, even in the hardest of situations.*

4. What is something we can ask God for that we learned in our story? *We can ask God to work in our hearts, helping us to confess our sins, turn away from them and trust Jesus as our own Savior. We can ask Him to make us like Apolo: willing to go to even very dangerous places to tell others about Him.*

The Gospel

1. What was the good news of Jesus that Apolo risked their lives to tell? What is the gospel?

God is the good Creator and King of the world. He made people to worship Him and live by His good laws. But we are all sinners who've rebelled against Him. We all deserve death--God's just, eternal punishment for our sins. How terrible! But God has good news for us. In His great mercy, God sent His Son, Jesus to earth as a man to save sinners. He lived the perfect life that pleases God. (He's the only one who's ever done that!) He offered it up to God His Father as the perfect sacrifice for sins when He suffered and died on the cross. Then, on the third day, Jesus rose from the dead in victory. He had fully paid for the sins of God's people, so they wouldn't have to! Now all who turn away from their sins and trust in Jesus as their Savior will receive forgiveness of sins and eternal life with God. They will be His very own special people who will know Him and enjoy Him forever. We can be God's people, too, if we turn from our sins and trust in Jesus as our own Savior.

Game: Stepping Stones

Materials

10 Carpet Squares or Different Colored Construction Paper
Paper and Marker
Masking Tape
Small paper bag or basket
Story Review Questions
Optional: CD player and music, Game "Pennies" to differentiate the teams

Preparing the Game

1. Choose 20+ questions for your game from the Story Review Discussion Questions, or make up your own.
2. Tape numbers on the carpet squares or make "squares" out of construction paper. Place the squares in random order on the floor, not more than 2 feet apart. (so that they can jump from stone to stone: see diagram) Write the numbers 1-10 on separate, small pieces of paper and place in bag/basket.

Playing the Game

Divide the children into two teams. Tell the children that the players from both Team A and Team B are to jump from "stone to stone" until you call "time." (You could also play the music and they freeze when the music stops.) At that point, everyone is to freeze on their stepping stone. The leader then draws a number out of the bag/basket and then asks a Story Review question to the child/children on that stone. If he/they answer it correctly, he/they each win two points for their team. Play then resumes again.

Game continues as number of questions, time, and attention span allow. The team with the most points at the end wins.

Non-competitive Option

Don't split into teams. Simply play the game, having the children at whatever numbered stone is chosen answer the question.

Optional TAKING IT TO OTHERS Activity: Quiz Questions

Have the children choose a few of the questions from the game to ask the parents/other children during TAKING IT TO OTHERS time. Help pre-readers by whispering the question in their ear and letting them ask it aloud to the parents/other children.

CASE REPLAY ACTIVITIES

Use this guide to review the Case Story and act it out for others to enjoy!

CASE REPLAY, JR: YOUNGEST CHILDREN

Description: The children will act out the story together, everyone doing the same action/sound effect at the same time. This activity is most suitable for kindergarteners.

Materials

The Case RePlay, Jr. script for younger children

Preparation

1. Read through the script and write in the blanks along the side possible actions/sound effects the children could do to act it out.

Instructions

1. Tell the children that they will be re-enacting the story together as you tell it.
2. As you read the script, lead the children in actions/sound effects to do with you.
3. If desired, you can read the script and stop at certain sentences and ask them what a good action/sound effect would be to act out what you just read.
4. Repeat the re-enactment one or two times more.

CASE REPLAY, SR: OLDER CHILDREN

Description: The children act out the story as a three-scene play. You will narrate it using the Case RePlay, Sr. script and they will act it out (no spoken words, for the most part), with each child assuming a different character's role. This activity is most suitable for first grade and up. You will review the story, then practice it a few times before performing it for others.

Materials

The Case RePlay, Sr. script
White board or other large format paper
Costumes and props

Preparation

1. Prepare for the play by choosing costumes and props for each character in the story. Decorate the area with any scenery props.
2. Write the words "Beginning," "Middle," "End" on a large piece of paper/whiteboard with plenty of space under each heading. You will use this paper to help the children think about the story as a three-scene play, as it is presented in the script.

Instructions

1. Tell the children that they will get to act out the story as a three-scene play, with a beginning, middle and end section. Tell them that before they can act it out, they need to think it out. as you narrate it with your script.
2. Take the children's answers as they recount the story, helping them put key incidents in the right order.
3. If desired, when they have filled in their Beginning, Middle, End, read through your whole (real) script, so they hear exactly what you will have them act out.
4. Then tell the children that it's time to practice acting out the story.
5. Assign parts to each child. If you are using costumes, do NOT give them out at this point. They will be a distraction.
6. Have all the children sit on the floor or in chairs on one side of the "stage," then call the characters up in place as their part in the story comes.
7. As you read the script, guide the children in where you want them to move or do to act it out.
8. After going through the whole script once, give out any costumes and props and act out the script once or twice more.

Optional TAKING IT TO OTHERS Activity: Re-enacting the Story

Read the script as the children act out together (younger) or assuming different roles (older) as the other children or the parents watch.

CASE REPLAY, JR--YOUNGER KIDS (KINDERGARTEN) P.2

Welcome to our play! The name of our story is called: The Case of the Man Who Wouldn't Give Up.

Our story takes place in Uganda, Africa in the 1880's.

And now we present: "The Case of the Man Who Wouldn't Give Up."

Actions:

Scene 1:

Apolo and his guide make the difficult climb to the top of Mount Ruwenzori so that Apolo could see the land of Mboga people he has heard about. He feels called to tell the Mbogas about Jesus because they have never heard. He travels a long way, through dark forests, over hills until he get there. King Tabao welcomes him and gives him a little land for a home until Apolo starts to tell the people about Jesus. One woman comes to believe in Jesus, the rest do not. The witch doctor urges the king to have Apolo killed or else his kingdom ruined will be ruined.

Scene 2:

The king threatens to hurt Apolo, then he has his hut burned down. He hurts Apolo terribly, but still Apolo wouldn't leave. Apolo builds a little church hut with a big drum outside to call people to church to hear about Jesus. Once more the witch doctor urged the king to kill Apolo. Apolo is hurt and left out in the tall grasses outside the village for a lion to eat him. The king and witch doctor hold a great celebration to celebrate the death of Apolo and his message. With Apolo gone and the church shut, the people turned back to worship the evil spirits.

Scene 3

The woman believer watches what happened. She rescues Apolo and carries him to an old hut away from the village. She nurses him back to health for six weeks. The woman urges Apolo to go home, but he refuses. He wants to keep telling the Mbogas about Jesus. One Sunday, he sneaks into the village and begins beating on the church drum. In amazement the people and even the king, come to see the man who they thought was dead. They come into the church hut and listen to Apolo read from the Bible. The king sneaks up to the church hut to see if Apolo is really alive. When he sees that he is alive and teaching the Bible to the people, he comes in the hut, too. He kneels down, asks forgiveness and receives salvation that day.

Bible Truth Tie-In:

The Bible Truth we are learning is: **God's People Tell Others about Him.** Apolo risked his life, time and again to tell the Mboga people about Jesus. He did not let the witchdoctor's and King's persecution of him stop him from sharing about Jesus.

CASE REPLAY, SR--OLDER KIDS (1ST GRADE AND UP) P.3

Welcome to our play! The name of our story is called: The Case of the Man Who Wouldn't Give Up.

Our story takes place in Uganda, Africa in the 1880's.

The characters in our story are: Apolo; his guide; King Tabeo; the witch doctor; the woman who first believed; other Mboga people.

And now we present: "The Case of the Man Who Wouldn't Give Up."

Scene 1: (Beginning)

Apolo and his guide make the difficult climb to the top of Mount Ruwenzori so that Apolo could see the land of Mboga people he has heard about. He feels called to tell the Mbogas about Jesus because they have never heard. He travels a long way, through dark forests, over hills until he get there. King Tabao welcomes him and gives him a little land for a home until Apolo starts to tell the people about Jesus. One woman comes to believe in Jesus, the rest do not. The witch doctor urges the king to have Apolo killed or else his kingdom ruined will be ruined.

Scene 2: (Middle)

The king threatens to hurt Apolo, then he has his hut burned down. He hurts Apolo terribly, but still Apolo wouldn't leave. Apolo builds a little church hut with a big drum outside to call people to church to hear about Jesus. Once more the witch doctor urged the king to kill Apolo. Apolo is hurt and left out in the tall grasses outside the village for a lion to eat him. The king and witch doctor hold a great celebration to celebrate the death of Apolo and his message. With Apolo gone and the church shut, the people turned back to worship the evil spirits.

Scene 3: (End)

The woman believer watches what happened. She rescues Apolo and carries him to an old hut away from the village. She nurses him back to health for six weeks. The woman urges Apolo to go home, but he refuses. He wants to keep telling the Mbogas about Jesus. One Sunday, he sneaks into the village and begins beating on the church drum. In amazement the people and even the king, come to see the man who they thought was dead. They come into the church hut and listen to Apolo read from the Bible. The king sneaks up to the church hut to see if Apolo is really alive. When he sees that he is alive and teaching the Bible to the people, he comes in the hut, too. He kneels down, asks forgiveness and receives salvation that day.

Bible Truth Tie-In:

The Bible Truth we are learning is: **God's People Tell Others about Him.** Apolo risked his life, time and again to tell the Mboga people about Jesus. He did not let the witchdoctor's and King's persecution of him stop him from sharing about Jesus.

Apolo Making the Difficult Journey to Mboga Country

Description

The children will make a scene of Apolo's travels through river, forest, mountains and hills using poster board, tissue paper and markers.

Materials

- 1 piece of 20" x 28" poster board per every TWO children
- 1 popsicle stick per child
- Green tissue paper
- Pencils with decent erasers, one per child
- Craft glue
- Markers, colored pencils or crayons
- Glue gun and glue (teacher use only) or strong, clear packing tape

Preparing the Craft

1. Print out Apolo, one per craft. Print out the village huts and people, 1 set per child.
2. Cut poster board in half into two 14" x 20" pieces
3. Cut tissue paper into lots of 2" (approximate) squares.
4. Reproduce the drawings shown in Diagram A onto each piece of poster board.
5. Cut a slot as shown across the longer side of each piece of poster board, about two-thirds the way up the paper. The slot is positioned so that Apolo will "travel" through each section by way of the slot.
6. Make a sample for the children to see.

Making the Craft

1. Show children your sample.
2. Have the children use markers to decorate the sky above the mountains and the river.
3. Have the children use the eraser end of their pencils to scrunch up pieces of tissue paper and then glue them onto the mountain and hill sections of their poster board.
4. Have the children glue the huts and Mboga people in place as indicated in the diagram.
5. Teacher uses glue gun (or packing tape) to secure Apolo to the top of the popsicle stick.
6. Insert the bottom end of the popsicle stick through the slot. From the back of the poster board, the children can slide Apolo through the scene to the Mboga's village

Making a Bible Truth Connection

Once the children have settled into their craft, use the Bible Truth-Craft Connection Sheet to lead discussion about the craft. Note that most of these questions echo the questions on the case board, providing a review of what the children learned earlier.

Optional **TAKING IT TO OTHERS** Activity: Craft Presentation

If you are presenting the craft to other children or parents the children can hold up their crafts (or your model craft) and read their Bible Truth Connection answers to explain the importance of the craft.

CASE CRAFT**Discussion Guide****Instructions:**

As the children are settled into making their craft, ask them these questions to help them understand the craft's significance. Use the answers provided to guide the children's answers.

Discussion Questions

1. Where did our story take place?

In Uganda, Africa.

2. What difficult things did Apolo do to find out about the Mboga and get to their land?

He climbed up Mt. Ruwenzori, to see where their land was. He made the long, difficult journey to get to their land.

3. Why would Apolo go to all this effort to find the Mboga people?

He wanted to obey God's call for him to tell these people about salvation through Jesus. He knew they needed to hear this message if they were to be saved from their sins.

4. What is Bible Truth that we are learning?

God's People Tell Others about Him.

5. What does our craft have to do with our Bible Truth?

God calls His people to go into all the world to tell others the good news of Jesus. Sometimes, like in Apolo's case, it means they have to take a long and hard journey to get to the people God is calling them to tell.

6. What can our craft help us remember?

Telling other people about Jesus is worth making even great sacrifices for. It is worth taking long, hard journeys or enduring the bad things that others might say or do because of the gospel. God will help all of His people do whatever and go wherever He wants them to.

TAKING IT TO OTHERS**Craft Presentation****Instructions:**

Have children hold up your model craft/their crafts. Choose five children (or you say) the five sections below to explain the craft's importance.

Presentation:

1. Our craft is: Three Pounds in Praying Hands.

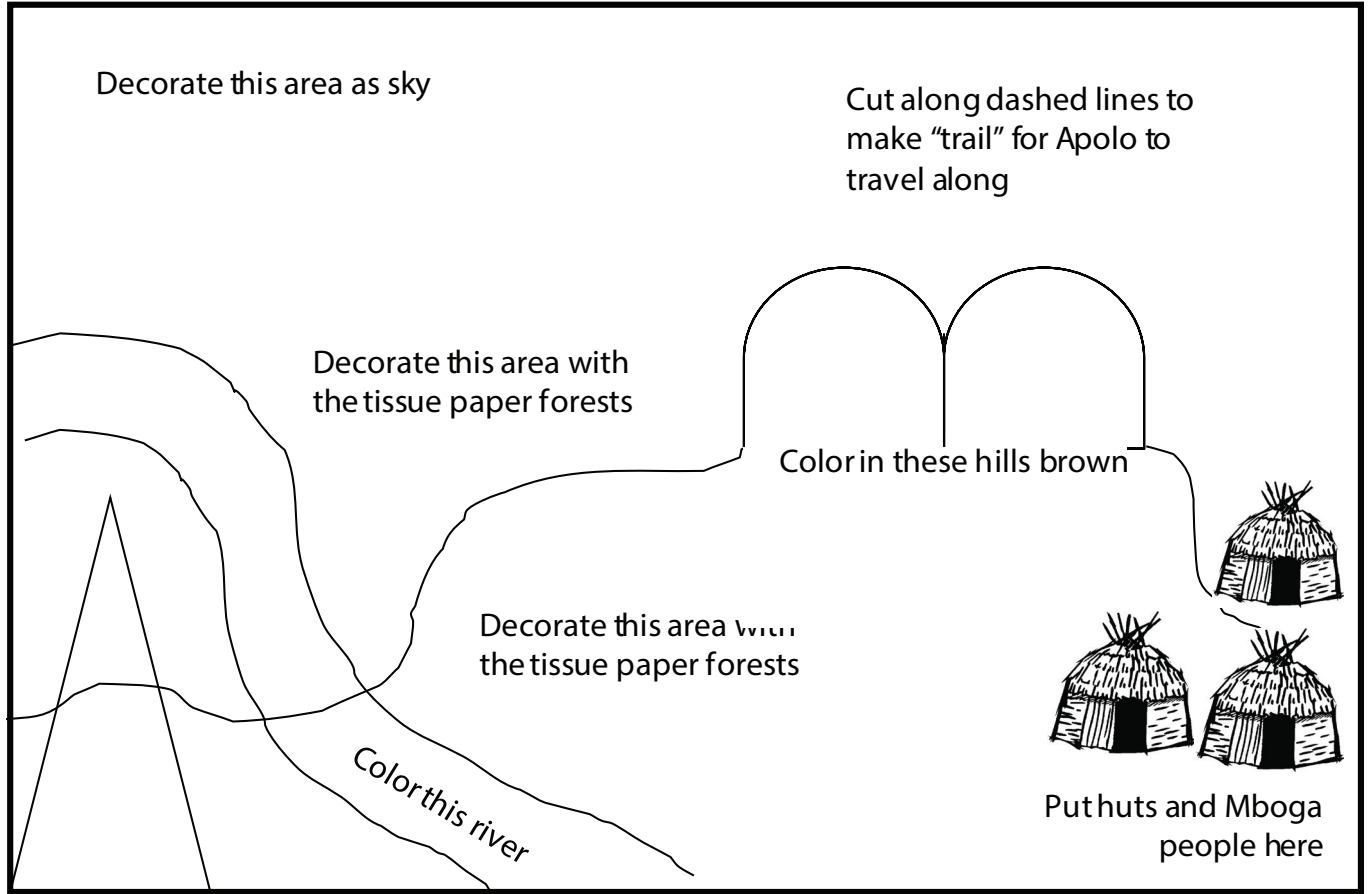
2. In Uganda, Apolo chose to make the difficult journey to Mboga country to tell them the good news of salvation through Jesus.

3. Our Bible Truth is: God's People Tell Others about Him.


4. God calls His people to go into all the world to tell others the good news of Jesus. Sometimes, like in Apolo's case, it means they have to take a long and hard journey to get to the people God is calling them to tell.

5. Our craft can help us remember that telling other people about Jesus is worth making even great sacrifices for. It is worth taking long, hard journeys or enduring the bad things that others might say or do because of the gospel. God will help all of His people do whatever and go wherever He wants them to.






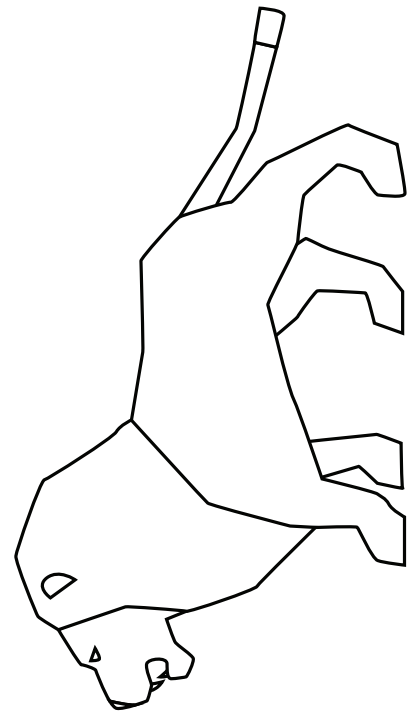
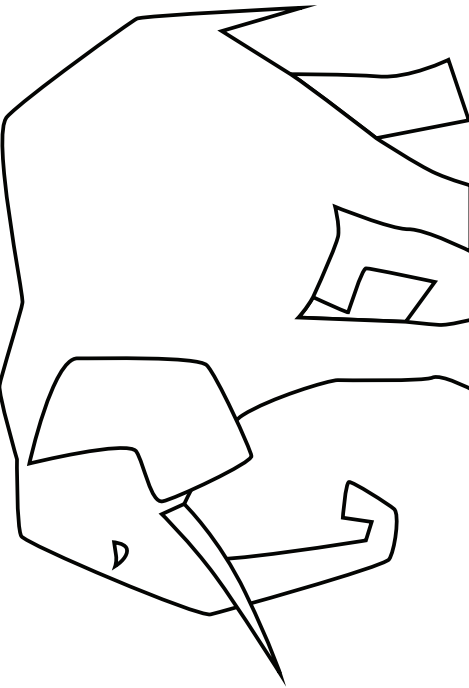
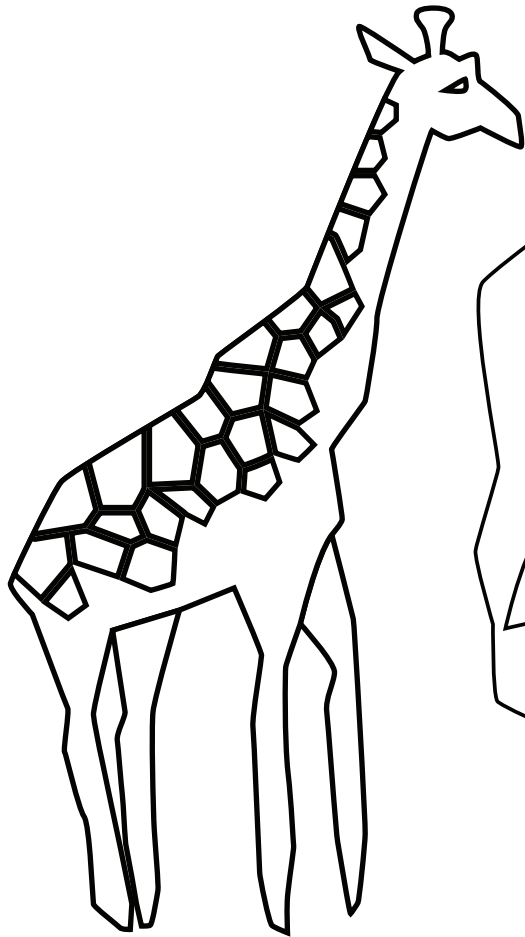
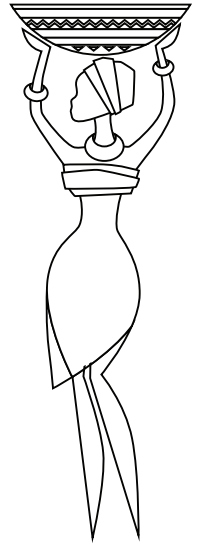


Note: Even non-readers can participate in presenting the craft, if you will whisper what they are to say in their ear and let them say it aloud for the others to hear.



Color this mountain brown







BEFORE CLASS:**1. PICK YOUR PERSON**

VIPPs can be anyone in your church! Typically, they fall into 6 categories: Church staff, Elders, Deacons/deaconesses, Special Volunteers (people who aren't paid, but spend a lot of time helping out in particular ways), Supported Workers (aka missionaries), and Church Members.

2. GATHER YOUR FACTS

Use the VIPP Information Sheet to write down the facts about your VIPP. The information on this worksheet is used in the VIPP activities, listed in the "Choose an Activity" section below.

DURING THE ACTIVITY:**1. INTRODUCE YOUR VIPP**

Introduce your VIPP to the children, using the VIPP Information Sheet. Fill in a set of VIPP Clue Cards with the information for your VIPP. If desired, you can even have the actual person come into class for the children to meet.

Need help describing what someone does for the church in a kid-friendly way? Check out the list of common VIPPs on the Praise Factory website in the PFI resources. There are lots of kid-friendly descriptions for common VIPP's, such as pastors, elders, deacons and a lot more.

2. PRAY!

Lead the children in praying for the VIPP. Ask the children if they would like to pray for one of the VIPPs prayer requests. Even non-readers can pray for the VIPP if you whisper the prayer request in their ear, then let them say it aloud. Never force a child to pray!

3. CHOOSE AN ACTIVITY

There are two activities you can use to help the children learn about the VIPP:

VIPP Clue Cards: These are nine coloring sheets in which children fill in the nine things they learn about the VIPP from the VIPP Information Sheet. Photocopy a set of each child. Use as few or as many of these Clue Cards as you desire. They are found in the back of this book.

VIPP Game: This is a game that uses a set of Clue Cards for one or two VIPPs.

Choose a VIPP and fill in his/her information on the VIPP Information Sheet. Fill in a set of VIPP Clue Cards with the information for your VIPP. Tell the children about the VIPP, having them fill in the VIPP Clue Cards with the key facts as they learn them. Write any words the children need to write on a white-board or other piece of paper so they can see how to spell them. Help younger children write these words on their clue cards. Ideas for how to tell the children about many common VIPPs are listed at praisefactory.org with the resources for this Bible Truth.

Optional TAKING IT TO OTHERS Activity: Introduce and Pray for the VIPP

If you are presenting the VIPP to other children or parents you can assign children to hold up the 10 clue cards and say what each card tells about the VIPP. (Or, you can have the children hold them up as you tell what each one means.) Then lead the children in praying for the VIPP.

Game: Beanbag Toss In

Materials

Information for one VIPP

2 Sets of Clue Cards

8 Letter-sized Envelopes or folders

Bean Bag(s), one per child

Tape

Preparing the Game

1. Fill in one set of clue sheets for the VIPP you are using.
2. Tape the other (blank) set of Clue Cards to the outside of the manilla envelopes.
3. Put the filled-in clue cards in the corresponding envelope.
4. Tape each down to the floor, fairly close together.

Playing the Game

Reveal: Tell the children about the VIPP, showing them your filled-in clue cards as you tell about them.

Review: At your signal, have the children take toss their bean bags onto the envelopes. Then one that has the most bean bags on it./near it is the one you will open. (The children may have fun taking turns designating one as the target before tossing.) The teacher (or the child) tells the Clue Card category. The other children try to remember what the VIPP's answer was. Open it up and see if they got it right. If they did, the Clue Card is retired. If not, it can be added back into the Clue Cards to be tossed at.

VIPP INFORMATION SHEET

VIPP NAME:

WHAT VIPP LOOKS LIKE

Man or Woman? _____

Hair color? _____

Eye color? _____

FAVORITE ANIMAL

FAVORITE FOOD

FAVORITE FREE TIME ACTIVITY

WHAT VIPP DOES DURING WEEK

VIPP GROUP OF SERVICE:

Church Member

Deacon

Elder

Church Staff

Special Volunteer

Supported Worker
(Missionary)

3 WAYS VIPP SERVES CHURCH

**3 WAYS TO PRAY FOR
THE VIPP**

BIBLE TRUTH 11, LESSON 3: PLANNER/OVERVIEW

GETTING STARTED: Welcome and Opening Songs (*introduce unit and get kids moving with these songs*)

Welcome to Praise Factory: PFI: Praise Factory Investigators Theme Song *PFI ESV Songs 12, Track 1*

Rules to Help Us Worship God and Love One Another: WoGoLOA Classroom Rules Song
PFI ESV Songs 12, Track 2

Big Question Under Investigation: Big Question 12 Songs *PFI ESV Songs 12, Tracks 3,4*

Big Question Bible Verse: Ephesians 5:1-2 Song: *PFI ESV Songs 12, Track 5*
Extra Bible Verse Song: Let Everyone Who Names the Name: 2 Timothy 2:19,22, ESV PFI ESV Songs 12, Track 6

DIGGING DEEP DOWN: Key Concept and Story (*introduce the Bible Truth and tell the related story*)

Bible Truth 11: God's People Tell Others about Him

Bible Truth Hymn: Come, Ye Sinners, Poor and Needy, v.1 *PFI ESV Songs 12, Track 37*
Extra Song: God's One, Big Plan PFI ESV Songs 12, Track 38

Bible Verse: Romans 10:13-15

Bible Verse Song: How Beautiful: Romans 10:13-15 *PFI ESV Songs 12, Track 39*
Extra Bible Verse Song: Be My Witnesses: Acts 1:8, ESV PFI ESV Songs 12, Track 40

Lesson 3 Old Testament Story: The Case of the Reluctant Messenger *Jonah 1-3*

TAKING ACTION: Response Activities (*choose from among these activities*)

Snack and Discussion Planner: Stormy Sea Food

ACTS Prayer: Prayer Sheet

Bible Truth Review: Discussion Questions and Game: Circle and Cross

Bible Truth Hymn: Come, Ye Sinners, Poor and Needy, v.1 *PFI ESV Songs 12, Track 37*
Song, Sign Language and Song Game: Pass the Secret Sign **PFI ESV SONGS 12 BOOK or ONLINE**

Bible Verse Review: Romans 10:13-15 Discussion Sheet and Game: All Dressed Up

Bible Verse Song: How Beautiful: Romans 10:13-15 *PFI ESV Songs 12, Track 39*
Song, Sign Language and Song Game: Mimic Me! **PFI ESV SONGS 12 BOOK or ONLINE**

Story Review: Discussion Questions and Game: Basketball Toss

Case Replay, Jr: Drama Activity for Youngest Children (children do same story actions together)

Case Replay, Sr: Drama Activity for Most Children (children re-tell story with individual parts)

Craft: Swallowed by a Large Fish

VIPP (Very Important Prayer Person) Prayer Time: Coloring Sheets (Back of book) & Game: Hot and Cold Hide

TAKING IT HOME: Take Home Sheet for Review and Family Devotions

PFI Pronto: Bible Truth 11, Lesson 3 **PFI ESV PRONTOS 12 BOOK or ONLINE**

The Case of the Reluctant Messenger Jonah 1-3**Our story is: The Case of the Reluctant Messenger.****As you listen to the story, see if you can figure out:**

1. Who was the Reluctant Messenger?
2. What was he reluctant to do? Why was it wrong for him to be reluctant?

In Iraq lie two great mounds the people call “Nebi Yunis” and “Kuyunijik.” In 1850, Henry Layard dug into Kuyunijik and uncovered an ancient city known by that name. There were pieces of tall, arched gateways with great, winged, stone lions. A stately hall leading to a huge, royal palace, guarded by gigantic, winged, stone bulls. There were temples to Ashur and other idols. Layard had discovered one of the greatest capitals of the ancient world!

But the mound called “Nebi Yunis” was a different matter. No one has ever been allowed to dig into it. It is considered too sacred. It was named after a man named Nebi Yunis who brought a special message from God to the people of Kuyunijik thousands of years ago. This case is the story of this man, this city and the message he was reluctant to bring to it.

Long ago in Old Testament times, about 1000 years before Jesus was born, Kuyunijik was a big, beautiful city. Kuyunijik may have been beautiful to look at, but it was hated by many, especially the Israelites and Nebi Yunis, the prophet The LORD had given them. It was the home of the Assyrians-- some of the cruelest, fiercest people who have ever lived. Always greedy for more land and riches, they would invade and conquer the peoples around them. And when they did, they prided themselves in forcing the people to be their slaves or hurting them in terrible ways. Israel dreaded the thought of being invaded by this terrible and powerful enemy.

The Israelites and Nebi Yunis, the prophet the LORD had given them, especially hated the Assyrians. They had been disobeying The LORD and He threatened to discipline them through an Assyrian invasion if they did not repent. And while they didn't turn back to the LORD, they did keep a watchful eye towards Assyria. How horrified Nebi Yunis was when one day the LORD told him: “Go to the great city of Kuyunijik and preach

against it because of its wickedness.”

“No way! I won't do it!” Nebi Yunis flatly refused. “I won't take the Lord's message to them. The LORD will spare them if they hear this message and turn from their sins. I don't want them to be spared. I want them destroyed. I will not go!

The LORD wants me to go north and east 200 miles to Kuyunijik, but I will go south and west to the other end of the world – to Tarshish! I will get as far away from Kuyunijik and the Lord as I possibly can! “ Nebi Yunis decided.

So Nebi Yunis went to Joppa and boarded a Phoenician merchant ship headed to Tarshish. He settled himself in the hull, under ship's deck and fell asleep, satisfied that he had dodged his duty.

But Nebi Yunis was wrong! The LORD wanted this message of repentance and mercy to go to the Assyrians. Nebi Yunis could not stop His plans. So He sent a great storm that tossed the merchant ship up-and-down, to and fro. Every sailor cried out to his god for help. They threw cargo out the ship into the sea to lighten it's load. But still the ship was close to sinking.

The ship's captain found Nebi Yunis sleeping and said, “Wake up! Call when you're God! Perhaps he can save us.”

The sailors gathered everyone together to cast lots. “Perhaps God will show us if one of us is to blame for the storm,” they hoped. And sure enough, it was Nebi Yunis who drew the losing lot.

At last Nebi Yunis confessed what he had done. “I am a Hebrew and I fear the LORD, the God who made land and sea,” he told them. “But I am fleeing from Him and

Story-telling Tips**Ahead of time:**

1. Read the Bible verses and story. Pray!
2. Create story cue cards on index cards (or highlight text).
3. Practice telling story dramatically, timing your presentation. Shorten, if necessary to fit your allotted time.
4. Decorate area with story props that help bring your story alive.

During your presentation:

1. Maintain as much eye contact as possible as you tell the story. Point to/use props at important points in the story. Include the kids in your story with a few questions about what they think will happen or words/concepts that might be new to them.
2. Watch the kids for signs that their attention span has been reached. Shorten, if necessary.

the message He has told me to tell the Assyrians.”

“How could you do this?” the men asked. What should we do to end this storm?”

“Pick me up and throw me into the sea and it will become calm for you. I know this storm has come because of me,” he replied.

Together the sailors Prayed, “Oh LORD, don’t let us die on account of this man’s life.” Then they picked up Nebi Yunis, threw him into the sea, and the sea became calm. The sailors saw what the LORD did and believed. They offer to sacrifices and promised to serve the LORD. Without even realizing it, Nebi Yunis been used to turn these men away from their gods to worship the LORD instead.

Down, down, down, Nebi Yunis sunk into the sea. He deserved to die, but the LORD, in His mercy, had other plans. He sent a great fish to rescue Nebi Yunis by swallowing him up. Gulp!

What would it be like to be swallowed by a great fish? Sailors from whaling days in New England were sometimes swallowed by whales then cut out of their bellies alive. They have left us with a first- hand description. Dark, cramped, and in company of whatever else the fish was digesting, is how they described it. But worst of all, was the acid in fish’s stomach which burned their skin terribly and bleached it bright white!

No matter how uncomfortable it would’ve been for Nebi Yunis in that great fish’s stomach, he was grateful to be alive! He was the LORD’s messenger and he had deliberately disobeyed Him! He didn’t deserve to be rescued at all. The LORD worked in his heart as he sat in that fish for three days. He repented of his disobedience and cried out to the LORD, “I’m sorry, God. Salvation comes from You. I will obey you now.”

The LORD heard Nebi Yunis’ prayer. He commanded the fish to spit him out and up onto dry land. How good the sand must have felt! Nebi Yunis had time to do little more than pick the fish muck off himself before the LORD spoke to him again: “Go to Kuyunijik and proclaim my message to the people there.”

Nebi Yunis still hated the Assyrians, but he would disobey the LORD. He set off walking the two hundred miles through dry, desert country to Kuyunijik. After about a month’s journey, he reached the city.

For three days Nebi Yunis traveled from city gate to city gate, and temple to temple – all the important meeting places of the city – that everyone might hear his message. “Forty more days until Kuyunijik will be overturned. This is the LORD’s warning to you,” Nebi Yunis told the Assyrians.

The people stared at this Israelite was strange, bleach – white skin and hair. They heard his stern message of the LORD’s coming judgment for their evil ways. They had to decide: were these the words of a crazy man or of the LORD God?

They decided they were the words of the LORD?! Heard the message and believed, even the king, himself. He rose up from his throne, laid aside his robe, and covered himself with sack cloth and sat in ashes. He issued a proclamation to all the people: “In Kuyunijik, by the degree of the king and his nobles: all people and even sheep, goats and cattle must not taste a thing nor drink any water. They must all be covered with sackcloth. Then, all my people, earnestly pray to the LORD and turn away from your wicked ways. Who knows, He might turn his fierce anger from us and not bring the punishment upon us that He has promised.”

When the LORD saw their deeds, and that they had truly turned away from their wicked ways, He had mercy on them and did not bring the punishment upon them that they deserved. It was just had Nebi Yunis had thought! The LORD was so gracious and compassionate that He even chose to show mercy to these terrible Assyrians.

Cracking the Case:

It’s time to answer our Case Questions.

1. Who was the Reluctant Messenger?

Jonah.

2. What was he reluctant to do? Why was it wrong for him to be reluctant? He was reluctant to tell the people of Nineveh to repent of their sins and avoid the LORD’s punishment because they were enemies of Israel. None of us are good enough to deserve to receive God’s mercy.

Something For You and Me**Our Bible Truth is:****God's People Tell Others about Him****Our Bible Verse is: Romans 10:13-15**

"For "everyone who calls on the name of the Lord will be saved." How then will they call on him in whom they have not believed? And how are they to believe in him of whom they have never heard? And how are they to hear without someone preaching? And how are they to preach unless they are sent? As it is written, "How beautiful are the feet of those who preach the good news!"

Did you guess that Nebi Yunis was the man we know as Jonah? And that Kuyunijik is the city we know as Nineveh? We just used the Iraqi pronunciation of these names so perhaps you would listen to this very familiar story in a different way.

It's really not so much a story about a big fish, as it is about an even bigger message. A message so important that it's a message of life or death that God wants His people to take to everyone on earth! A message of our failure to keep God's good laws. A message of His coming punishment upon our sins. But also a message of His mercy to those who repent of their sins and trust in Him to save us. Jonah and the people of Nineveh didn't know the name of the Savior the Lord would send, but we do. It's Jesus, God's Son! Through Him, we can be forgiven our sins and know eternal life with God.

Let's praise God for being so gracious and compassionate to sinful people--like the Assyrians, like Jonah, and like you and me! Let's ask Him to work in our hearts that we would turn away from our sins and trust in Jesus as our Savior. Let's ask Him to help us to tell others about Him--no matter who they are--that they might be saved, too.

Close in prayer.

Closing ACTS Prayer

A God, we praise You for being-so merciful to sinful people like us.

C God, we confess we, like the people of Nineveh and even like Jonah, are sinners who choose to live life our own way rather than obey Your good ways. We deserve Your punishment! We need a Savior!

T God, we thank You for being so patient with Your stubborn people, like You were with Jonah.

S God, work in our hearts! Help us turn away from our sins and trust in Jesus as our Savior. Please send out Your people to tell others about You. Please help them repent of their sins and know You as their Savior.

Special Words

Iraq: A country in the Middle East.

Ashur: Most important of the gods the Assyrians worshiped.

Cast Lots: A set of objects, such as stones, used to make a decision when the right action is unclear. In this case, all the men on board the ship would have selected an object. Who ever selected a particular one (Jonah) was considered to be the one responsible for the storm. The Lord chose to speak a true decision through these lots.

Repent: To desire to stop doing something and turn away from continuing to do it. God calls us to repent of our sins.

Sack Cloth: Scratchy, black cloth made from goat's hair. It was worn together with the ashes of burnt wood. In this case, it was a sign of sadness and repentance for past sins, in hopes of receiving God's forgiveness and mercy.

ACTS PRAYER ACTIVITY

Use this sheet to write down your ACTS Prayer

Instructions:

Use this sheet to help the children apply the Bible Truth into a prayer. You can use the ACTS provided or even better, have the kids think of their own applications. Also have the children add their personal requests to the prayer, too. Lead the children in the prayer or let them pray sections, with your help. Never force a child to pray! Non-readers can participate by you whispering a section of the prayer into their ear and allowing them to pray it aloud for the group.

ADORATION:

God, we praise You for being so gracious and compassionate that You chose to save sinners from every people on earth.

God, we praise You for being.....

Add your own Adorations:

CONFESSION:

God, we confess that many times we do not tell others about salvation through Jesus when we could. We confess that we are sinners who need to turn from our sins and trust in Jesus as our Savior, too.

God, we have sinned against You....

Add your own Confessions:

THANKSGIVING:

Thank You, God for sending people to tell us the good news of Jesus that we might be saved.

God, we thank You for...

Add your own Thanksgivings:

SUPPLICATION:

God, work to work in our hearts that we might turn from our sins and trust in Jesus as our own Savior. Help Your people to bravely tell the peoples of the world about salvation through Jesus. Help us tell the good news of Jesus, too. Bring many people to know and love You.

God, we need Your help...

Add your own Supplication:

SNEAKY SNACK

Can you figure out how this snack ties in with our case?

Snack: Stormy Sea Food

Can be as simple as the jumbo size goldfish crackers as “fish” with teddy graham “Nebi Yunis” or as complex as a celery “boat” with teddy graham sailors and a toothpick mast with a slice of cheese/ham “sail on it, sailing on a strip of blue food colored cream cheese with a jumbo goldfish cracker “fish” and a teddy graham “Nebi Yunis” floating in it.

This is only a suggestion. Feel free to modify. Be mindful of allergy issues among your children!

Case Tie-in: A reminder of the giant fish that the Lord, in His mercy, sent to rescue Jonah. The boat represents the sailors on the boat headed to Tarshish.

SOUL FOOD

Food for thought during snack time

1. What does the snack have to do with the story?

Choose a few questions from the other activity discussion sheets to talk about during this snack time.

2.

3.

4.

5.

6.

7.

Directions: Read and discuss Bible Truth, using a FEW of the questions. Play game. Feel free to modify the game to fit your children.

God's People Tell Others about Him

We've all rebelled against God and deserve His just and eternal punishment for our sins. But God, in His great love for sinners, chose to send His Son, Jesus to be our Savior. Jesus came and lived the perfect life that pleases God. On the cross, He offered it up as the perfect payment for the sins of God's people. On the third day, Jesus rose from the dead in victory. He had conquered sin and death, once and for all! Now all who turn from their sins and trust in Jesus as their Savior are forgiven and receive eternal life with God. This good news is what Christians call the gospel--and everyone needs to hear it! God calls His people to tell it to everyone, in every part of the world. Jesus promises to come back after the gospel has been taken to every people on earth, all according to God's good plan.

Understanding the Bible Truth

1. Who has rebelled against God? *We all have.*
2. What do all people deserve for their rebellion against God? *His just and eternal punishment for their sins.*
3. How did God show His love towards us, despite our wicked rebellion against Him? *He sent His Son, Jesus to die on the cross as the perfect sacrifice for the sins of all who would ever turn from their sins and trust in Him as their Savior.*
4. What did Jesus do on the third day that showed He had conquered sin and death for God's people, once and for all? *He rose from the dead.*
5. What do we call the good news of salvation through Jesus? *The gospel.*
6. Why do all people need to hear the good news of Jesus? *He is the only way to be saved from the punishment they deserve for their sins and to enter into fellowship with the Lord.*
7. Why should God's people to go every part of the world, to every people and tell them about Jesus? *It is God's command; and, because God has always planned for His people to include people from every tribe, nation and language.*
8. What will happen before Jesus comes back? *The gospel preached to every people, according to God's plan.*

Story Connection Questions

1. How does the case story point to the **Bible Truth: God's People Tell Others about Him**? Why did Nebi Yunis not want to obey the LORD and tell the Assyrians about Him? *Nebi Yunis, like the rest of the Israelites, hated the Assyrians. He knew that if he brought the LORD's message of coming judgment of the Assyrians for their wickedness that they might repent of their sins and be shown mercy. Nebi Yunis did not want them to receive this mercy. He wanted them destroyed for their wickedness and so that the LORD would not use them to discipline unrepentant Israel for their own wickedness. The LORD rebuked Nebi Yunis for his unmerciful attitude.*

Bible Verse Connection Question

1. What does our Bible Truth have to do with our **Bible Verse: Romans 10:13-15**: "For everyone who calls on the name of the Lord will be saved." How then will they call on him in whom they have not believed? And how are they to believe in him of whom they have never heard? And how are they to hear without someone preaching? And how are they to preach unless they are sent? As it is written, "How beautiful are the feet of those who preach the good news!"?

God has chosen for others to hear the good news of salvation by sending His people to tell others about Him. They must go, if others are to hear.

Life Application Questions

1. How can we use God's people in our church today to tell others about Him? *They can pray that God would show them who in our church does He want to go to tell others about Jesus in faraway places. They can pray for those who have gone to faraway places already. They can pray that God would even give them, opportunities, right here at home, to tell others about Jesus. They can get to know people from other countries who have come to live here, make friends with them, love them, and tell them the good news of salvation through Jesus.*
2. How can we become God's people? *By turning away from our sins and trusting in Jesus as our Savior.*

ACTS Questions

1. What is something we can praise God for because of this Bible Truth?

Praise God for being so gracious and compassionate that He chose to save sinful people from every people on earth..

2. What are sins we can confess to God because of this Bible Truth? *Confess that many times we do not tell others about salvation through Jesus when we could. Confess that we are sinners who need to turn away from our sins and trust in Jesus as our Savior, too.*

3. What is something we can thank God for because of this Bible Truth?

Thank God for sending people to tell us the good news of Jesus. Thank Him for choosing to use His people to tell others this best of news.

4. What is something we can ask God for because of this Bible Truth?

Ask God to work in our hearts that we might turn from our sins and trust in Jesus as our own Savior. Ask Him to help His people to bravely tell the peoples of the world about salvation through Jesus. Ask God to bring many people to know and love Him.

The Gospel

1. *What is the good news that God wants His people to tell everyone? What is the gospel?*

God is the good Creator and King of the world. He made people to worship Him and live by His good laws. But we are all sinners who've rebelled against Him. We all deserve death--God's just, eternal punishment for our sins. How terrible! But God has good news for us. In His great mercy, God sent His Son, Jesus to earth as a man to save sinners. He lived the perfect life that pleases God. (He's the only one who's ever done that!) He offered it up to God His Father as the perfect sacrifice for sins when He suffered and died on the cross. Then, on the third day, Jesus rose from the dead in victory. He had fully paid for the sins of God's people, so they wouldn't have to! Now all who turn away from their sins and trust in Jesus as their Savior will receive forgiveness of sins and eternal life with God. They will be His very own special people who will know Him and enjoy Him forever. We can be God's people, too, if we turn from our sins and trust in Jesus as our own Savior.

Game: Circle and Cross

Materials

Beanbags, 1 per child
Masking Tape
Bible Truth Questions

Preparing the Game

1. Choose 20+ questions for your game from the Bible Truth Discussion Questions, or make up your own.
2. Write the Bible Truth questions on small thin strips of paper (or make a photocopy of the Bible Truth Discussion Questions and simply cut them into strips) and put them in the bag/bowl.
3. Tape a circle about 2' in diameter on the floor. Tape a large X in the middle of it.
4. Mark one team's set of beanbags with a small piece of masking tape or other distinguishing mark.

Playing the Game

Divide the children into two teams, giving the members of each team a beanbag of the same color or marking. Have all the children stand outside of the circle, about 6' back. At your signal, have the children toss their beanbags into the circle, trying to make them land on the taped X. Count up the beanbags for each team that landed on it. That's how many points their quiz question is worth. Choose a question for each team from the bag/bowl. If a team gets it wrong, the question goes to the other team for 1 point, if they can get the correct answer. Gather up the beanbags and continue play.

Game continues as number of questions, time, and attention span allow.

Non-competitive Option

Set a target number of points for the whole group. Challenge the children to see how many turns it takes score the target number of points. Once the target has been reached, start the game over and see how many turns it takes to reach the target the second time.

Optional TAKING IT TO OTHERS Activity: Quiz Questions

Have the children choose a few of the questions from the game to ask the parents/other children during TAKING IT TO OTHERS time. Help pre-readers by whispering the question in their ear and letting them ask it aloud to the parents/other children. Make sure you read the Bible verse aloud before you ask your questions.

Directions:

1. Write words to song in large print before class.
2. Play the song for the children, helping them follow along on the song sheet.
3. Discuss the song, using a few questions from the discussion sheet. *Don't use them all!*
4. Introduce sign language for key words of your choice from sign language sheet for your song. Use as few or as many as you think the children can learn.
5. Sing and sign the song. Sign language as well as large format lyrics and sheet music are found in the PFI Unit Songbook or online.
6. If desired, play the Song Game.

Optional TAKING IT TO OTHERS Activity: Presenting and Singing the Song

1. Sing and sign the song, encouraging the watching children/parents to join in.
2. Ask the class some of the questions listed below. The Bible Truth Connection Question is particularly good to help them understand how the song ties in with the Bible Truth.

Come, Ye Sinners, Poor and Needy

Verse 1

Come ye sinners, poor and needy,
Weak and wounded, sick and sore;
Jesus ready stands to save you,
Full of pity, love, and pow'r.

Refrain:

I will arise and go to Jesus,
He will embrace me in His arms.
In the arms of my dear Savior,
O there are ten thousand charms..

Listen to it on PFI ESV Songs 12, Track 37

Understanding the Song

1. What is a sinner? *Someone who thinks, says and acts in ways that do not please God.*
2. What words describe a sinner? What do they mean? *Poor and needy: not that they don't have money, but that they have no way to "pay" for their sins. Weak and wounded, sick and sore: Not only are their bodies suffer under weakness, wounds, sickness or soreness, but their hearts are weak and hurt from fighting sin. They suffer from sadness and guilt.*
3. Who should a sinner come to? Why? *Jesus, because He stands ready to save you.*
4. How does Jesus receive sinners who come to Him? *He is full of pity (sad that you are suffering and desiring to help you), love and power (through His life offered up on the cross).*
5. Who is the song writer going to? How will He receive him? *Jesus. He will embrace him in His arms.*
6. What he mean when he says Jesus will embrace him in His arms? *Not that Jesus will really give him a hug, but that He will rejoice that he has come to Him for salvation, and that He loves him tenderly. In heaven, though, Jesus very well WILL really hug him!*
7. What does it mean that there are ten thousand charms in the arms of Jesus? *A charm is something that delights you. Knowing Jesus' love and forgiveness, being in His family, are so wonderful that it is like getting ten thousand of the things that delight you most, all rolled up into one. There is nothing as wonderful as knowing and being loved by Him.*

Bible Truth Connection Question

1. How does this song relate to our Bible Truth: **God's People Tell Others about Him?**
When God's people share the good news of Jesus with others, they tell them that we are all sinners who need to come to Jesus to save them.

Story Connection

1. How does this song relate to today's story? *Nebi Yunis, one of God's people, went to the sinful people of Kuyunijik that they could save their city from destruction if they repented of their sins. This song is about God's people telling sinful people of an even greater salvation they can have: salvation through faith in Jesus when they turn away from their sins and trust in Jesus as their Savior.*

Bible Verse Connection Question

What does this hymn have to do with our Bible Verse: **Bible Verse: Romans 10:13-15:** "For everyone who calls on the name of the Lord will be saved." How then will they call on him in whom they have not believed? And how are they to believe in him of whom they have never heard? And how are they to hear without someone preaching? And how are they to preach unless they are sent? As it is written, "How beautiful are the feet of those who preach the good news!"?

This hymn is a call for all sinners to call on the name of the Lord and be saved. God's people sing this song to encourage others to hear the good news of salvation through Jesus and be saved.

Life Application Questions

1. How can God's people be affected by the message of this song? *They can praise God who loves sinners who come to Him so much that He delights to embrace them and bless them with ten thousand charms.*
2. We are sinners, poor and needy. How can we be saved? *By turning away from our sins and trusting in Jesus as our own Savior.*

ACTS Questions

1. What is something we can praise God for from this hymn?
Praise God for being the gracious God, full of pity, love and power, to save sinners.
2. What are sins we can confess to God from this hymn?
Confess that we are weak, wounded, sick and sore, with sin. We deserve God's punishment. We need a Savior!
3. What is something we can thank God for from this hymn?
We can thank God for not treating sinners just as their sins deserve, but for standing ready to save all who turn from their sins and trust in Jesus as their own Savior. He is so full of pity, love and power!
4. What is something we can ask God for from this hymn?
That God would work in our hearts that we might turn from our sins and trust Jesus as our Savior. We can ask Him to heal us of the weakness, wounds, sickness and soreness of sin in our lives. We can ask Him for His eternal life.

Gospel Question

1. Why does God not just judge our sins as we deserve, but stands ready to save us? Because of what Jesus has done! Can you tell me the good news of Jesus?
God is the good Creator and King of the world. He made people to worship Him and live by His good laws. But we are all sinners who've rebelled against Him. We all deserve death--God's just, eternal punishment for our sins. How terrible! But God has good news for us. In His great mercy, God sent His Son, Jesus to earth as a man to save sinners. He lived the perfect life that pleases God. (He's the only one who's ever done that!) He offered it up to God His Father as the perfect sacrifice for sins when He suffered and died on the cross. Then, on the third day, Jesus rose from the dead in victory. He had fully paid for the sins of God's people, so they wouldn't have to! Now all who turn away from their sins and trust in Jesus as their Savior will receive forgiveness of sins and eternal life with God. They will be His very own special people who will know Him and enjoy Him forever. We can be God's people, too, if we turn from our sins and trust in Jesus as our own Savior.

Song Game: Pass the Secret Sign

Materials

Sign Language signs used in song, particularly choose words with important meanings you want the children to learn, such as “grace”, “redeem”, etc.

Bag or bowl

Blindfold

Preparing the Game

1. Cut out signs and put in bowl.

Playing the Game

1. Practice the song and signs until the children know them well.
2. Have all the children stand in a tight circle, except one, “It” who will stand in the middle of the circle, blindfolded.
3. Have the children in the circle to put their hands behind their backs. Choose a sign from the bag and hand to a child in the circle, still keeping hands behind their backs, not looking at the sign.
4. When “It” says “Pass the Secret Sign”, the children will begin to pass the sign around behind their backs.
5. When “It” says “Stop the Passing!” the child who has the sign freezes with the sign behind his back.
6. The child with the sign brings it around and looks at it. You can help the child practice the sign.
7. Then take the blindfold off of “It”, watch the child with the card do the sign, then have “It” guess the name of the sign. (If desired, “It” can ask another child in the circle for help with their guess.)
8. The holder of the sign then becomes “It.” Sing the song with all the signs, then repeat.

choose a FEW questions for discussion, then choose the game and/or music activity

Meditation Version: Romans 10:13-15, ESV

“For “everyone who calls on the name of the Lord will be saved.” How then will they call on him in whom they have not believed? And how are they to believe in him of whom they have never heard? And how are they to hear without someone preaching? And how are they to preach unless they are sent? As it is written, “How beautiful are the feet of those who preach the good news!”

Alternate Memory Version: Romans 10:13-15 ESV

“For “everyone who calls on the name of the Lord will be saved.” How then will they call on him in whom they have not believed? And how are they to believe in him of whom they have never heard? ... As it is written, “How beautiful are the feet of those who preach the good news!”

Understanding the Bible Verse

1. What does it mean to “call on the name of the Lord? *Confess to God that you are a sinner who deserves His just wrath for your sin and that only by Him saving you (by taking the punishment you deserved when He died upon the cross) can you ever find forgiveness for your sins.*
2. Who will be saved? *Everyone who calls on the name of the Lord.*
3. What do people have to do before they can call on the name of the Lord? *Believe.*
4. What has to happen for people to believe? *Someone must preach to them.*
5. What does “preach” mean in this verse? *Doesn’t have to be a pastor who tells them about Jesus as he preaches a sermon. It can mean any Christian who tells others the good news of Jesus.*
6. How will those who haven’t heard about Jesus hear preaching? *Someone must be sent..*
7. Who sends people to tell others about Jesus? *Jesus and God’s people gathered together—churches. After Jesus rose from the dead, He commanded those who believed in Him to go into all the world, telling others about Him that they could become His obedient followers (disciples), too. But we see in our story today that the Holy Spirit guides churches to pray for and sent out their very own to tell others about Jesus.*
8. What makes the feet of those who bring good news beautiful? *Not that they have good looking feet. It means that they are the ones who are coming with the good news that saves people from their sins. They are coming to rescue them.*
9. What is the good news that God’s people bring? *God is the good Creator and King of the world. He made people to worship Him and live by His good laws. But we are all sinners who’ve rebelled against Him. We all deserve death--God’s just, eternal punishment for our sins. How terrible! But God has good news for us. In His great mercy, God sent His Son, Jesus to earth as a man to save sinners. He lived the perfect life that pleases God. (He’s the only one who’s ever done that!) He offered it up to God His Father as the perfect sacrifice for sins when He suffered and died on the cross. Then, on the third day, Jesus rose from the dead in victory. He had fully paid for the sins of God’s people, so they wouldn’t have to! Now all who turn away from their sins and trust in Jesus as their Savior will receive forgiveness of sins and eternal life with God. They will be His very own special people who will know Him and enjoy Him forever. We can be God’s people, too, if we turn from our sins and trust in Jesus as our own Savior.*

Bible Truth Connection Question

1. What does this verse have to do with the **Bible Truth: God’s People Tell Others about Him?**
God has chosen for others to hear the good news of salvation by sending His people to tell others about Him. They must go, if others are to hear.

Story Connection Questions

1. What does the verse have to do with our story? *The LORD sent Nebi Yunis to preach His message of coming judgment upon the Assyrians for their wickedness. Nebi Yunis did not want to go, because he knew that if the Assyrians heard the message they might repent and find mercy from the LORD.*

Life Application Questions

1. How can God's people today take the good news to those who have not heard? *They can go to live in the faraway places to tell people there how they can be saved through Jesus. They can get to know people from other countries that move here and tell them how they can be saved through Jesus. They can pray for others who have already gone out to faraway places that God would help them tell others about Jesus. They can pray for people here that God would help them tell these people the good news of Jesus.*
2. How can we become God's people? *By turning away from our sins and trusting in Jesus as our Savior.*
3. Who can tell us the good news of Jesus? *People at our churches, our Sunday School teachers, and any other Christians we know would be happy to talk to us about becoming a Christian.*

ACTS Questions

1. What is something we can praise God for from this Bible verse?
Praise God for being faithful to His promise to save all who call on His name.
2. What are sins we can confess to God from this Bible verse?
That we are all sinners, who need to turn away from our sins and believe in Jesus. That many times we could tell others the good news of Jesus, but choose not to because we are lazy or afraid they won't want to hear it.
3. What is something we can thank God for from this Bible verse?
We can thank God for sending His people to tell others in faraway places about Him.
4. What is something we can ask God for from this Bible verse?
We can ask God to work in our hearts that we would want to confess our sins, turn away from disobeying Him and trust in Jesus as our Savior. That He would send out many of His people today to faraway places that all may hear the good news of Jesus, turn from their sins, believe in Jesus and be saved.

The Gospel

1. What is the good news of Jesus that God's people bring to others? What is the gospel?
God is the good Creator and King of the world. He made people to worship Him and live by His good laws. But we are all sinners who've rebelled against Him. We all deserve death--God's just, eternal punishment for our sins. How terrible! But God has good news for us. In His great mercy, God sent His Son, Jesus to earth as a man to save sinners. He lived the perfect life that pleases God. (He's the only one who's ever done that!) He offered it up to God His Father as the perfect sacrifice for sins when He suffered and died on the cross. Then, on the third day, Jesus rose from the dead in victory. He had fully paid for the sins of God's people, so they wouldn't have to! Now all who turn away from their sins and trust in Jesus as their Savior will receive forgiveness of sins and eternal life with God. They will be His very own special people who will know Him and enjoy Him forever. We can be God's people, too, if we turn from our sins and trust in Jesus as our own Savior.

Game: All Dressed Up

Materials

Bible verse written up in large print so that all can see

Various items of clothing (shirts, hats, shoes, gloves, coats, pants, dresses, etc.), about 10 per team

Two baskets or boxes

Masking tape

Preparing the Game

1. Put the clothing items for each team in a basket/box and place at far end of relay area. Mark the starting line with masking tape.

Learning the Verse

Some or all of your children may be non- or early readers. Teach the verse in sections, having them say it after you. Repeat a few times. Add clapping or other movement as they say it.

Directions

1. If desired, lead the children in a discussion of a **FEW** of the most important questions before beginning game.

2. Explain the game to them as follows:

Divide the children into two teams and have them line up behind the starting line. Explain to them that they will run down to the leader at the other end of the relay area, recite the verse to him, pick out a piece of clothing and put it on. After getting it on, they are to run back to their team and sit down at the back. The next player then goes. This is repeated until all team members are dressed. The team is then to stand up, grab hands and chant the verse together. The first team to do so, wins.

Game continues as time and attention span allow.

Non-competitive Option

Don't split the children into teams. Instead, the children will try to beat the clock. Have the whole class say the verse before each child goes to get and put on a piece of clothing. When everyone has their costume clothes on, say the verse together one last time. Time how long it takes the children to do all of this. Repeat and see if they can do it more quickly the second time.

Optional TAKING IT TO OTHERS Activity: Quiz Questions

Have the children choose a few of the questions from the game to ask the parents/other children during TAKING IT TO OTHERS time. Help pre-readers by whispering the question in their ear and letting them ask it aloud to the parents/other children. Make sure you read the Bible verse aloud before you ask your questions.

Directions:

1. Write words to song in large print before class.
2. Play the song for the children, helping them follow along on the song sheet.
3. Discuss the song, using a few questions from the discussion sheet. *Don't use them all!*
4. Introduce sign language for key words of your choice from sign language sheet for your song. Use as few or as many as you think the children can learn.
5. Sing and sign the song. Sign language as well as large format lyrics and sheet music are found in the PFI Unit Songbook or online.
6. If desired, play the Song Game.

Optional TAKING IT TO OTHERS Activity: Presenting and Singing the Song

1. Sing and sign the song, encouraging the watching children/parents to join in.
2. Ask the class some of the questions listed below. The Bible Truth Connection Question is particularly good to help them understand how the song ties in with the Bible Truth.

How Beautiful: Romans 10:13-15, ESV

Refrain

How beautiful! How beautiful!

How beautiful are the feet.

How beautiful! How beautiful!

Are the feet of those who preach the good news.

Ev'ryone who calls on the name of the Lord,
Will be saved.

Ev'ryone who calls on the name of the Lord,
Will be saved.

Yes, but I have some questions...

How then will they call on Him they've not believed in?

How are they to believe in Him they never heard?

How are they to hear without someone preaching?

How are they to preach unless they are sent?

Well, it all goes back to those feet! Refrain

Romans Ten, thirteen through fifteen.

Listen to it on PFI ESV Songs 12, Track 39

Song Game: Mimic Me!

Materials

Sign Language

Song

Preparing the Game

None.

Playing the Game

1. Practice the song and signs until the children know them well. Choose a person to be the leader and let them decide upon an action for everyone to do as they sing the song, such as jump on one foot, etc.
2. Sing the song while doing the chosen action.
3. Select another child to be the leader.
4. If desired, you can choose a different action for different important words in the song, such as jump on one foot when you sing the word "grace", but clap your hands when you sing the word "Jesus". Ask the children the meaning of each of the words before adding in their action.

Game continues as number of questions, time, and attention span allow.

STORY REVIEW

Directions: Read and discuss Bible Truth, using a FEW of the questions. Play game. Feel free to modify the game to fit your children.

General Story Questions

1. Why did everyone hate the Assyrians? *They were fierce, greedy, and merciless.*
2. Why did the Israelites especially dread the Assyrians? *Because the LORD had warned them through His prophets that He would use them to destroy them and their country, if they did not repent.*
3. Why did Nebi Yunis not want to take the LORD's message to the Assyrians? *He knew the LORD was gracious and compassionate. If the Assyrians repented, He might very well forgive them. Nebi Yunis wanted the Assyrians destroyed.*
4. What did Nebi Yunis do to avoid obeying the LORD? *He fled in the opposite direction as K and hoped he could run away from Him.*
5. Where did Nebi Yunis ask the Phoenician sailors to take him? Why there? *Tarshish. It was thought to be the western-most part of the world—as far away from Kuyunijik as he could get.*
6. What did the LORD do to stop Nebi Yunis? *He send a raging storm on the sea.*
7. What did Nebi Yunis tell the sailors about the storm? How were they to stop it? *He told them that the LORD was God of everything on land and sea. He had sent the storm because Nebi Yunis has refused to obey Him. They were to throw him overboard to stop the storm.*
8. How did the LORD use Nebi Yunis' disobedience to tell the sailors about Himself? *When they saw how the storm stopped as soon as Nebi Yuni was thrown overboard, they believed what Nebi Yunis had said about Him, worshiped Him with sacrifices and promises.*
9. How did the LORD show mercy on Nebi Yunis? *He could have let him drown and send another messenger to the Assyrians; but instead, He had a big fish swallow him and helped him to come to repentance for disobeying Him.*
10. What did Nebi Yunis do after three days and nights in the fish's stomach? *He repented.*
11. What would have been strange about Nebi Yunis' appearance when he went to Kuyunijik? *Bleached skin and hair from the fish's stomach acid.*
12. What was the LORD's message to the Assyrians? *He would destroy them and their city in 40 days for their wickedness.*
13. Where did Nebi Yunis preach the LORD's message? Why? *In the city gates and at the temples because these were the major meeting places where many people would hear the message.*
14. How did the Assyrians respond to the LORD's message? *They all repented in sackcloth and ashes—from the king to the lowest ranking citizen.. They even put sackcloth on their animals.*

Bible Truth Connection Questions

1. What does this story have to do with our **Bible Truth: God's People Tell Others about Him**? *The LORD gave Nebi Yunis a special message to take to the Assyrians of coming judgment upon their city and people for their sins, that they might repent and be spared. The LORD gives His people today a special message to take to all peoples of coming eternal judgment for their sins, that they might be spared by repenting and trusting in Jesus for forgiveness. Then they can enjoy wonderful fellowship w/ God forever.*

Bible Verse Connection Question

1. What does the story have to do with our **Bible Verse: Romans 10:13-15**: "For everyone who calls on the name of the Lord will be saved." How then will they call on him in whom they have not believed? And how are they to believe in him of whom they have never heard? And how are they to hear without someone preaching? And how are they to preach unless they are sent? As it is written, "How beautiful are the feet of those who preach the good news!"?

The LORD sent Nebi Yunis to preach His message of coming judgment upon the Assyrians for their wickedness. Nebi Yunis did not want to go, because he knew that if the Assyrians heard the message they might repent and find mercy from the LORD.

Life Application Questions

1. What is the message that God's people bring to us and all people today? *To turn away from our sins and trust in Jesus as our Savior.*
2. Can you think of someone who has not yet heard this message of eternal life through Jesus? *How could you or others this person this good news?*

Bible Verse Connection Question

1. What does the story have to do with our **Bible Verse: Romans 10:13-15**: "For everyone who calls on the name of the Lord will be saved." How then will they call on him in whom they have not believed? And how are they to believe in him of whom they have never heard? And how are they to hear without someone preaching? And how are they to preach unless they are sent? As it is written, "How beautiful are the feet of those who preach the good news!"?

The LORD sent Nebi Yunis to preach His message of coming judgment upon the Assyrians for their wickedness. Nebi Yunis did not want to go, because he knew that if the Assyrians heard the message they might repent and find mercy from the LORD.

ACTS Questions

1. What is something we can praise God for being that we learned in our story? *Praise God for being so merciful to sinful people.*

2. What is something we can confess as sin that we learned in our story? *Confess that we, like the people of Nineveh and even like Jonah, are sinners who choose to live life our own way rather than follow God's good ways. We deserve His punishment! We need a Savior!*

3. What is something we can thank God for that we learned in our story? *We can thank God for being so patient with His stubborn people, like He was with Jonah.*

4. What is something we can ask God for that we learned in our story?

We can ask God to work in our hearts, helping us to confess our sins, turn away from them and trust Jesus as our own Savior. We can ask God to work like this in the hearts of others, too.

The Gospel

1. Like the people of Nineveh we are sinners who deserve God's punishment. How did we become sinners? What do we deserve His punishment? What is the great message that He has given us to spare us from His eternal punishment? What is the gospel?

God is the good Creator and King of the world. He made people to worship and obey Him. That is the right way to live and the best way to live. Yet all people have chosen to rebel against God. They have chosen to live life their own way. They all deserve God's eternal punishment for their disobedience. Yet God is so rich in mercy and love! He sent His Son Jesus to earth to live a perfect life and offer up His life as the complete and perfect payment for the sins of all who would ever say no to sinning, confess their sins to God and trust in Jesus as their Savior. God raised Jesus up from the dead on the third day, showing that God had accepted Jesus' sacrifice. Now to all who turn from their sins and trust in Jesus as their Savior, God promises to forgive them their sins and make them His very own special people who will know Him and enjoy Him forever. If we do this, then God will forgive us and make us His own special people! He will fill us with the Holy Spirit so that we know Him, love Him and live for Him more and more! And one day, He will bring us to live with Him in heaven, forever happy!

Game: Basketball Toss

Materials

Small basketball or other ball
3 (or 4) baskets
Paper and Marker
Masking Tape
Story Review Questions

Preparing the Game

1. Choose 20+ questions for your game from the Story Review Discussion Questions, or make up your own.
2. Use tape to mark a free throw line. On the paper make three point values,(starting with two points and going up), one for each basket, and tape them to the corresponding basket. Set out the baskets with the one worth least points, the closest to the free throw line. The one worth the most points, set the farthest out. With younger children, make sure to set one basket so close in that they are almost guaranteed to get a basket. If desired, use the extra fourth basket to make a long bomb basket that is almost unreachable, but worth a lot of points.

Playing the Game

Divide the children into two teams. Teams will take turns having one of their members make a shoot. Each child gets three tries. The highest point value being what the question will be worth. Then ask the child a Story Review question. If he gets it right, then he earns those points for his team. If the person is unable to answer the question correctly, the other team can try to answer it for half the point values. If a child does not make a basket, he can still answer a question for 1 point.

Game continues until all children get to try to make a basket, or as number of questions, time, and attention span allow. The team with the most points at the end wins.

Non-competitive Option

Don't split into teams. Set a target point number for the group, telling them that together they are going to see how many turns it takes to reach the target number. Have the children take turns tossing the basketball(three tries each). Tally number of turns on a piece of paper. When the target number has been reached, start over and try to reach the target number in fewer turns.

Optional TAKING IT TO OTHERS Activity: Quiz Questions

Have the children choose a few of the questions from the game to ask the parents/other children during TAKING IT TO OTHERS time. Help pre-readers by whispering the question in their ear and letting them ask it aloud to the parents/other children.

CASE REPLAY ACTIVITIES

Use this guide to review the Case Story and act it out for others to enjoy!

CASE REPLAY, JR: YOUNGEST CHILDREN

Description: The children will act out the story together, everyone doing the same action/sound effect at the same time. This activity is most suitable for kindergarteners.

Materials

The Case RePlay, Jr. script for younger children

Preparation

1. Read through the script and write in the blanks along the side possible actions/sound effects the children could do to act it out.

Instructions

1. Tell the children that they will be re-enacting the story together as you tell it.
2. As you read the script, lead the children in actions/sound effects to do with you.
3. If desired, you can read the script and stop at certain sentences and ask them what a good action/sound effect would be to act out what you just read.
4. Repeat the re-enactment one or two times more.

CASE REPLAY, SR: OLDER CHILDREN

Description: The children act out the story as a three-scene play. You will narrate it using the Case RePlay, Sr. script and they will act it out (no spoken words, for the most part), with each child assuming a different character's role. This activity is most suitable for first grade and up. You will review the story, then practice it a few times before performing it for others.

Materials

The Case RePlay, Sr. script
White board or other large format paper
Costumes and props

Preparation

1. Prepare for the play by choosing costumes and props for each character in the story. Decorate the area with any scenery props.
2. Write the words "Beginning," "Middle," "End" on a large piece of paper/whiteboard with plenty of space under each heading. You will use this paper to help the children think about the story as a three-scene play, as it is presented in the script.

Instructions

1. Tell the children that they will get to act out the story as a three-scene play, with a beginning, middle and end section. Tell them that before they can act it out, they need to think it out. as you narrate it with your script.
2. Take the children's answers as they recount the story, helping them put key incidents in the right order.
3. If desired, when they have filled in their Beginning, Middle, End, read through your whole (real) script, so they hear exactly what you will have them act out.
4. Then tell the children that it's time to practice acting out the story.
5. Assign parts to each child. If you are using costumes, do NOT give them out at this point. They will be a distraction.
6. Have all the children sit on the floor or in chairs on one side of the "stage," then call the characters up in place as their part in the story comes.
7. As you read the script, guide the children in where you want them to move or do to act it out.
8. After going through the whole script once, give out any costumes and props and act out the script once or twice more.

Optional TAKING IT TO OTHERS Activity: Re-enacting the Story

Read the script as the children act out together (younger) or assuming different roles (older) as the other children or the parents watch.

CASE REPLAY, JR--YOUNGER KIDS (KINDERGARTEN) P.2

Welcome to our play! The name of our story is called: The Case of the Reluctant Messenger.

Our story takes place in Israel and in Kuyunijik (Nineveh). It takes place in Old Testament times, about 800 years before Jesus was born.

And now we present: "The Case of the Reluctant Messenger."

Actions:

Scene 1:

Everyone feared the Assyrians for their fierce and wicked ways, especially the Israelites. The LORD promised to use them to discipline the Israelites if they did not repent and turn back to worship Him. They did not repent, but they did keep a close eye on the Assyrians. The LORD told the Israelite prophet, Nebi Yunis to go to Kuyunijik, to warn the Assyrians that He was about to punish them for their wicked ways. Nebi Yunis didn't want to warn them because he thought the LORD might not punish them if they repented. He went the completely opposite direction and tried to flee from the LORD. He found a ship that would take him to Tarshish, the western-most point of the world. He settled down and went to sleep below deck.

Scene 2:

The LORD sent a great storm and the sailors called out to their gods to save them. The captain found Nebi Yunis asleep and awakened him to call upon the LORD. When the storm kept raging, they cast lots to see whose fault it was. Nebi Yunis was found to be at fault. Nebi Yunis explains his God is the Lord who rules over earth and sea and he was running from him. They must throw him over board if they want the storm to end. At first they tried to get back to shore and save Nebi Yunis, but the storm just got worse. At last they asked God to have mercy on them and threw Nebi Yunis overboard. As soon as he was overboard, the storm stopped. The Phoenician sailors worshiped the LORD and made promises to Him, seeing Him stop the storm and save their lives.

Scene 3

The LORD sent a giant fish to rescue Nebi Yunis by swallowing him. After three days in the fish's stomach, Nebi Yunis repented of his disobedience and cried out to the LORD. He was ready to obey the LORD. The fish spat him out on shore. The LORD told Nebi Yunis to go to Kuyunijik and he went. After a month's journey, Nebi Yunis came to Kuyunijik . He went to the city gates and the temples, warning everyone that the LORD was going to destroy them and their city in 40 days. Just as Nebi Yunis had feared, everyone heard the LORD's message, and all of the Assyrians-- from the king to the lowest slave-- repented in ashes and sackcloth. Even the animals had to wear sackcloth! The LORD saw their repentance and had mercy upon them.

The Bible Truth we are learning is: **God's People Tell Others about Him.** The LORD called Nebi Yunis to warn them about His coming judgment upon them for their wicked ways that they might repent.

CASE REPLAY, SR--OLDER KIDS (1ST GRADE AND UP) P.3

Welcome to our play! The name of our story is called: The Case of the Reluctant Messenger.

Our story takes place in Israel and in Kuyunijik (Nineveh). It takes place in Old Testament times, about 800 years before Jesus was born.

The characters in our story are: Nebi Yunis, Israelites, Captain and Sailors, A huge fish, the Assyrian king and the Assyrians.

And now we present: "The Case of the Reluctant Messenger."

Scene 1: (Beginning)

Everyone feared the Assyrians for their fierce and wicked ways, especially the Israelites. The LORD promised to use them to discipline the Israelites if they did not repent and turn back to worship Him. They did not repent, but they did keep a close eye on the Assyrians. The LORD told the Israelite prophet, Nebi Yunis to go to Kuyunijik, to warn the Assyrians that He was about to punish them for their wicked ways. Nebi Yunis didn't want to warn them because he thought the LORD might not punish them if they repented. He went the completely opposite direction and tried to flee from the LORD. He found a ship that would take him to Tarshish, the western-most point of the world. He settled down and went to sleep below deck.

Scene 2: (Middle)

The LORD sent a great storm and the sailors called out to their gods to save them. The captain found Nebi Yunis asleep and awakened him to call upon the LORD. When the storm kept raging, they cast lots to see whose fault it was. Nebi Yunis was found to be at fault. Nebi Yunis explains his God is the Lord who rules over earth and sea and he was running from him. They must throw him over board if they want the storm to end. At first they tried to get back to shore and save Nebi Yunis, but the storm just got worse. At last they asked God to have mercy on them and threw Nebi Yunis overboard. As soon as he was overboard, the storm stopped. The Phoenician sailors worshiped the LORD and made promises to Him, seeing Him stop the storm and save their lives.

Scene 3: (End)

The LORD sent a giant fish to rescue Nebi Yunis by swallowing him. After three days in the fish's stomach, Nebi Yunis repented of his disobedience and cried out to the LORD. He was ready to obey the LORD. The fish spat him out on shore. The LORD told Nebi Yunis to go to Kuyunijik and he went. After a month's journey, Nebi Yunis came to Kuyunijik . He went to the city gates and the temples, warning everyone that the LORD was going to destroy them and their city in 40 days. Just as Nebi Yunis had feared, everyone heard the LORD's message, and all of the Assyrians-- from the king to the lowest slave-- repented in ashes and sackcloth. Even the animals had to wear sackcloth! The LORD saw their repentance and had mercy upon them.

The Bible Truth we are learning is: **God's People Tell Others about Him.** The LORD called Nebi Yunis to warn them about His coming judgment upon them for their wicked ways that they might repent.

Swallowed by a Large Fish

Description

The children will make a large fish out of a water bottle and put Nebi Yunis in it: one side regular skin colored, the other side bleached white.

Materials

Templates of Nebi Yunis and fish parts, White Card stock

1 16 oz water bottle per craft

1 yard of blue yard per craft

1 long skewer per craft

Markers and/or colored pencils, Scissors, Glue sticks, Tape

Preparing the Craft

1. Print out all the templates on card stock. Cut out at least the tail fins and the dorsal fin for the children. Be careful in cutting out the dorsal fin to cut on the dashed line in the middle of the fin to give this part of the fin a little more stability.
2. Lay the two tail fin pieces on top of each other and tape together along what will be the top and bottom of the fin. (See template)
3. Cut yarn into lots of 3" or 4" strands.

Making the Craft (See diagram on next page for assembly tips)

1. Show children your sample.
2. Have the children color in the fish. Then, color in Nebi Yuni completely on one side. On the other side, leave his skin and hair white, for bleached effect. Fold him along dashed line, making a front and back.
3. Rub plenty of glue to the back side of Nebi Yuni and then stick him onto the pointed end of the skewer, folding over and firmly pressing the glue down to get him to stay in place. You also can reinforce with tape if you desire. You may need to help the youngest children with this step, too.
4. Have the children stuff yarn strands into the inside of the bottle as well as the fish they decorated (but not Nebi Yunis).
5. Have the children decorate their fish parts with markers, etc.
6. Using tape, tape the fins in place as follows: (You will need to help the younger children do this and maybe quite a few of the older children, too). You can tape the fins on while they work on their "Nebi Yunis")

Set bottle horizontal to the ground:

Tail fin: Tape each shorter straight part to the sides of the lower part of the water bottle so that they make vertical fins (one tip points up and one point faces down.) If desired, you can tape the ends of the fins together to merge into 1 big fin.

Side fins: Tape fins in place so that they are on each side of the middle of the water bottle, with the larger end of the paper being the part attached to the fish body and the skinnier part being the tip of each fin.

Dorsal fin: Fold along middle.. This folded section makes the tip of this fin. Attach the ends opposite the fold to the top of the bottle. Make sure that the curve in the fin points backwards.

7. Use a glue stick to glue the eyes to each side of the front of the fish (the section closest to the opening on the bottle).

8. Show the children how they can stick in Nebi Yunis regular skin side up, then pull him out bleached side up as they tell what happened to him and why. You may need to bend him up a bit on the sides to fit easily into the bottle opening.

Making a Bible Truth Connection

Once the children have settled into their craft, use the Bible Truth- Craft Connection Sheet to lead discussion about the craft. Note that most of these questions echo the questions on the case board, providing a review of what the children learned earlier.

Optional TAKING IT TO OTHERS Activity: Craft Presentation

If you are presenting the craft to other children or parents the children can hold up their crafts (or your model craft) and read their Bible Truth Connection answers to explain the importance of the craft.

CASE CRAFT**Discussion Guide****Instructions:**

As the children are settled into making their craft, ask them these questions to help them understand the craft's significance. Use the answers provided to guide the children's answers.

Discussion Questions

1. Where was Nebi Yunis supposed to go? Where did he go instead?

He was supposed to go to Kuyunijik, but instead he went the opposite direction towards Tarshish.

2. What was the message that Nebi Yunis did not want to take to the Assyrians? *That the LORD would bring punishment upon them in forty days if they did not repent of their sins.*

3. How did the LORD show mercy on Nebi Yunis?
He rescued him from being drowned by being swallowed by a large fish.

4. What is Bible Truth that we are learning?
God's People Tell Others about Him.

5. What does our craft--Swallowed by a Large Fish--have to do with our Bible Truth?
Nebi Yuni did not want to obey the LORD and tell the people of Kuyunijik to repent of their sins, but the LORD still had plans for him to give them His message. He used the storm and the big fish to help Nebi Yuni to repent, so that he would tell the people of Kuyunijik to repent!

6. What can our craft help us remember?
God wants His people to obey Him, even when they don't want to. He is merciful to them when they disobey, but He disciplines them, too, to help them obey Him.

TAKING IT TO OTHERS**Craft Presentation****Instructions:**

Have children hold up your model craft/their crafts. Choose five children (or you say) the five sections below to explain the craft's importance.

Presentation:

1. Our craft is: Swallowed by a Large Fish.

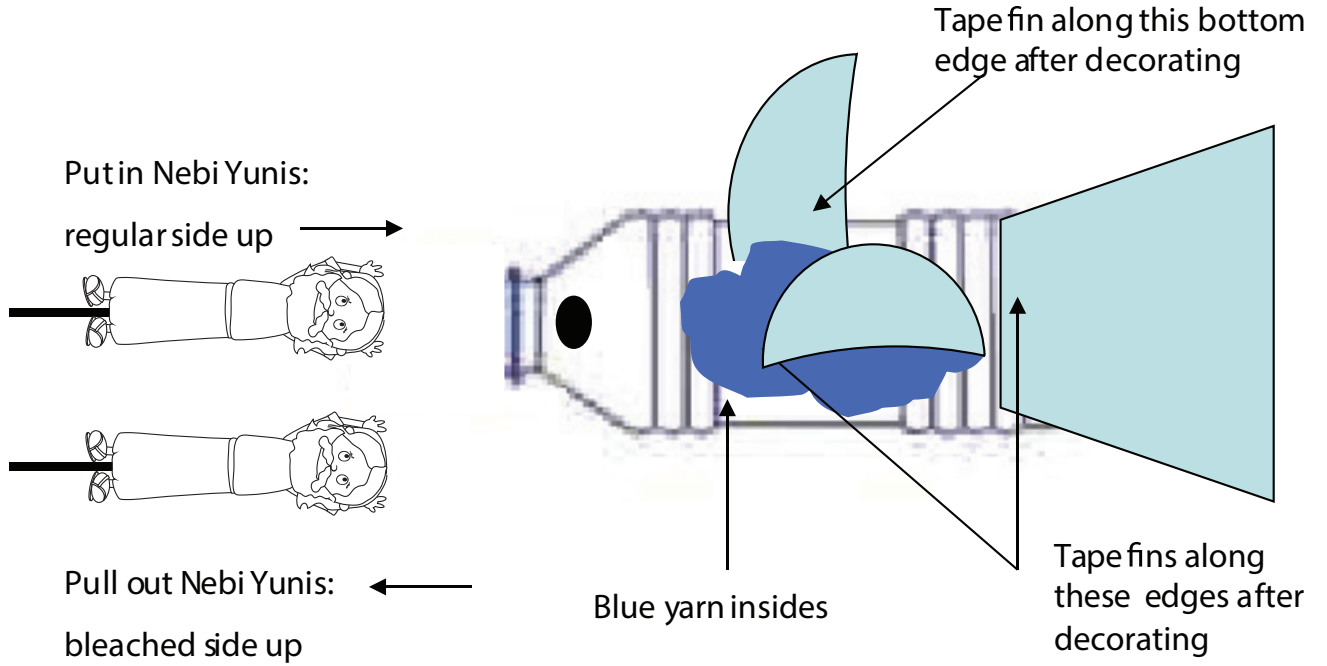
2. In the sea, the LORD had Nebi Yunis rescued by being swallowed by a large fish because He planned for him to tell the people of Kuyunijik to repent of their sins that their city might be spared.

3. Our Bible Truth is: God's People Tell Others about Him.

4. Nebi Yuni did not want to obey the LORD and tell the people of Kuyunijik to repent of their sins, but the LORD still had plans for him to give them His message. He used the storm and the big fish to help Nebi Yuni to repent, so that he would tell the people of Kuyunijik to repent!

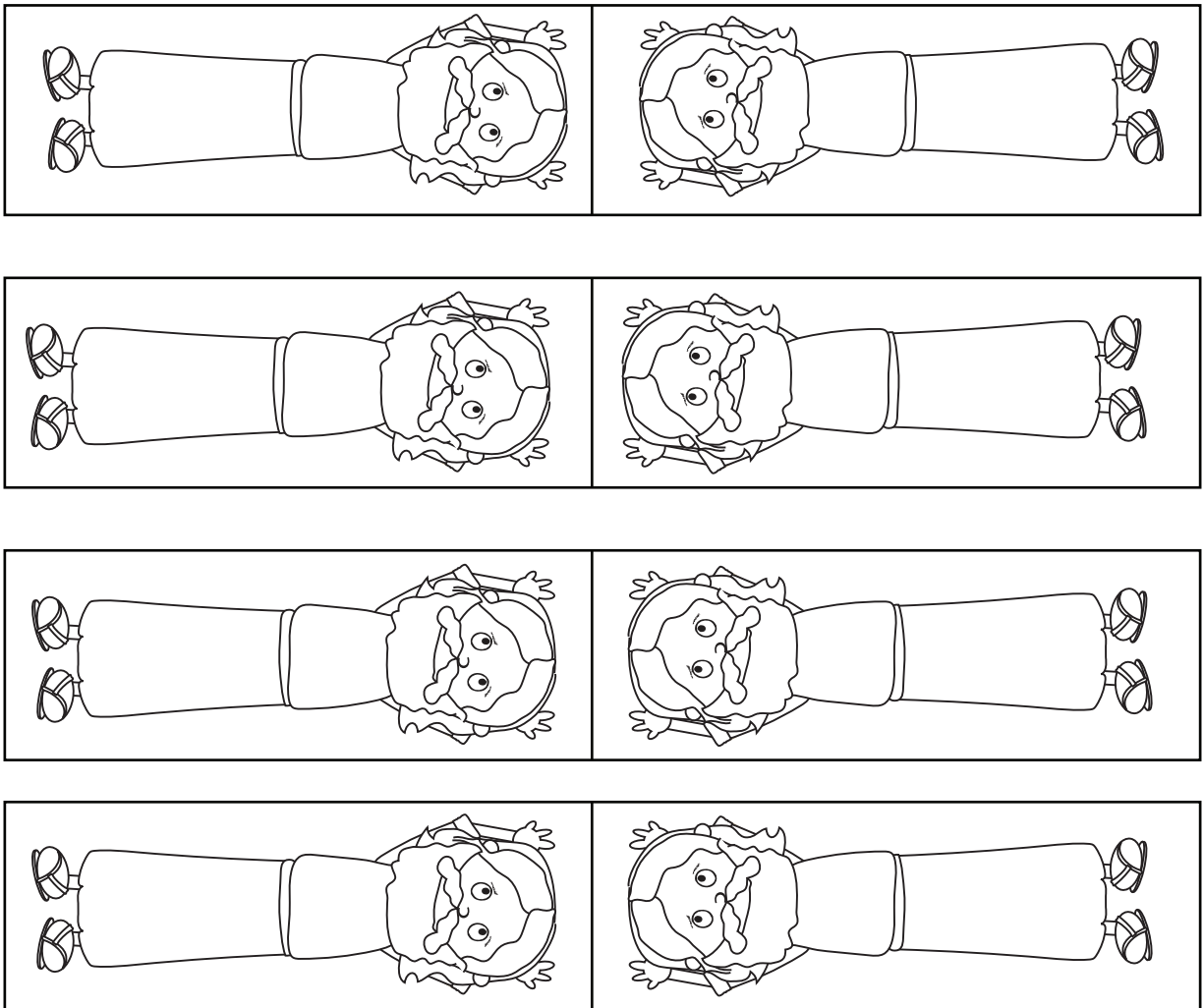
5. Our craft can help us remember that God wants His people to obey Him, even when they don't want to. He is merciful to them when they disobey, but He disciplines them, too, to help them obey Him.

Note: Even non-readers can participate in presenting the craft, if you will whisper what they are to say in their ear and let them say it aloud for the others to hear.















Fold line

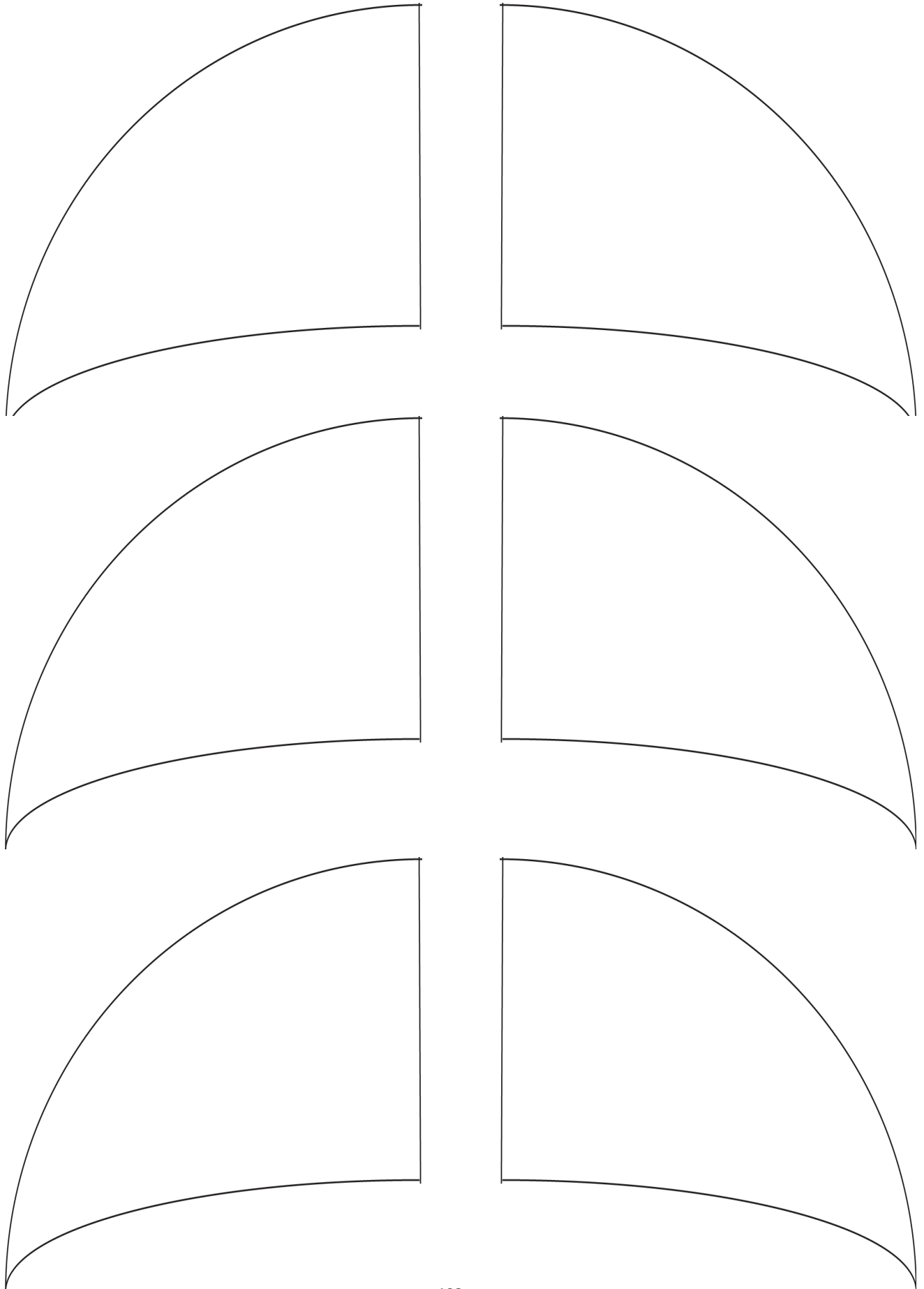
Nebi Yunis:
Cut around rectangle boxes
and fold along middle line



Fish eyes




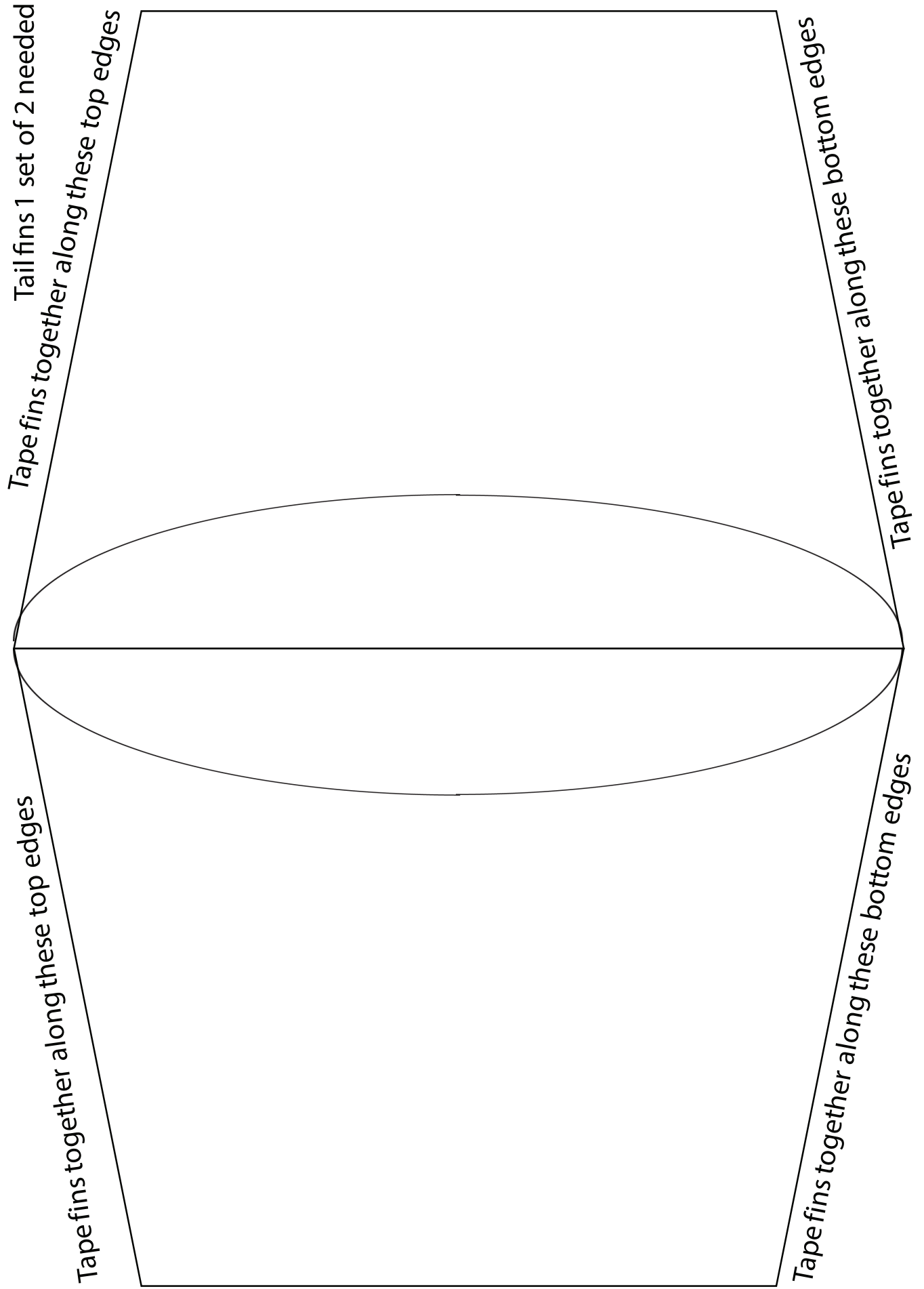
Pairs of side fins 1 set per craft needed















Dorsal fin 1 needed per craft Fold along middle

Make sure to cut along dashed line in the middle!





Fish eyes



BEFORE CLASS:**1. PICK YOUR PERSON**

VIPPs can be anyone in your church! Typically, they fall into 6 categories: Church staff, Elders, Deacons/deaconesses, Special Volunteers (people who aren't paid, but spend a lot of time helping out in particular ways), Supported Workers (aka missionaries), and Church Members.

2. GATHER YOUR FACTS

Use the VIPP Information Sheet to write down the facts about your VIPP. The information on this worksheet is used in the VIPP activities, listed in the "Choose an Activity" section below.

DURING THE ACTIVITY:**1. INTRODUCE YOUR VIPP**

Introduce your VIPP to the children, using the VIPP Information Sheet. Fill in a set of VIPP Clue Cards with the information for your VIPP. If desired, you can even have the actual person come into class for the children to meet.

Need help describing what someone does for the church in a kid-friendly way? Check out the list of common VIPPs on the Praise Factory website in the PFI resources. There are lots of kid-friendly descriptions for common VIPP's, such as pastors, elders, deacons and a lot more.

2. PRAY!

Lead the children in praying for the VIPP. Ask the children if they would like to pray for one of the VIPPs prayer requests. Even non-readers can pray for the VIPP if you whisper the prayer request in their ear, then let them say it aloud. Never force a child to pray!

3. CHOOSE AN ACTIVITY

There are two activities you can use to help the children learn about the VIPP:

VIPP Clue Cards: These are nine coloring sheets in which children fill in the nine things they learn about the VIPP from the VIPP Information Sheet. Photocopy a set of each child. Use as few or as many of these Clue Cards as you desire. They are found in the back of this book.

VIPP Game: This is a game that uses a set of Clue Cards for one or two VIPPs.

Choose a VIPP and fill in his/her information on the VIPP Information Sheet. Fill in a set of VIPP Clue Cards with the information for your VIPP. Tell the children about the VIPP, having them fill in the VIPP Clue Cards with the key facts as they learn them. Write any words the children need to write on a white-board or other piece of paper so they can see how to spell them. Help younger children write these words on their clue cards. Ideas for how to tell the children about many common VIPPs are listed at praisefactory.org with the resources for this Bible Truth.

Optional TAKING IT TO OTHERS Activity: Introduce and Pray for the VIPP

If you are presenting the VIPP to other children or parents you can assign children to hold up the 10 clue cards and say what each card tells about the VIPP. (Or, you can have the children hold them up as you tell what each one means.) Then lead the children in praying for the VIPP.

Game: Hot and Cold Hide

Materials

Information Sheet for one VIPP
2 Set of Clue Cards
8 8.5" x 11" Manilla Envelopes
Blindfold

Preparing the Game

1. Fill in one set of clue sheets for the VIPP you are using.
2. Tape the other (blank) set of Clue Cards to the outside of the manilla envelopes.
3. Put the filled-in clue cards in the corresponding envelope.

Playing the Game

Reveal: Tell the children about the VIPP, showing them your filled-in clue cards as you tell about them.

Review: Choose one child to be "The Finder" and cover his eyes with the blindfold. Choose one of the Clue Card envelopes. Choose another child to be "The Hider". This child will hide the envelope somewhere in the room. When the clue is hidden, the Finder takes off his blindfold and begins to look for the envelope. The other children say "hot, cold, etc" as the child gets closer or further from the envelope to help the child find it. When the folder is found, the teacher (or the child) tells the Clue Card category. The other children try to remember what the VIPP's answer was. Open it up and see if they got it right. If they did, the Clue Card is retired. If not, it can be added back into the Clue Cards to be hidden.

VIPP INFORMATION SHEET

VIPP NAME:

WHAT VIPP LOOKS LIKE

Man or Woman? _____

Hair color? _____

Eye color? _____

FAVORITE ANIMAL

FAVORITE FOOD

FAVORITE FREE TIME ACTIVITY

WHAT VIPP DOES DURING WEEK

VIPP GROUP OF SERVICE:

Church Member

Deacon

Elder


Church Staff

Special Volunteer

Supported Worker
(Missionary)

3 WAYS VIPP SERVES CHURCH

**3 WAYS TO PRAY FOR
THE VIPP**



Unit 12
Bible Truth 12 Resources

BIBLE TRUTH 12 OVERVIEW

Unit 12: God's People Live for Him

Big Question and Answer: "How Should God's People Live Each Day? They Should Live Like Jesus!"

Bible Verse: "Therefore be imitators of God, as beloved children. And walk in love, as Christ loved us and gave himself up for us, a fragrant offering and sacrifice to God." Ephesians 5:1-2

Bible Truth 12 Concept: God's People Suffer According to God's Good Plan

God has promised His people that though they will suffer in many ways here on earth, they will only suffer according to His good and perfect plan. God promises to only use their sufferings to do good to them and bring glory to His name. He will use their sufferings to make them holy and to strengthen their faith, their love and their dependence on Him. God's people don't like to suffer, but they trust in God's good purposes in allowing them to suffer and in His promise to use it for their good and His glory. They know that God's Holy Spirit will always give them the strength they need to endure the suffering He allows. God's people count it an honor to suffer for Jesus, the One who suffered most of all, when He took the punishment for their sins upon the cross. But, they also look forward with great excitement to the day when they will live with God and their sufferings and sadnesses will be gone forever.

Bible Truth 12 Bible Verse

Meditation Version: 1 Peter 1:6-7 NIV 1984

"...for a little while you may have suffered grief in all kinds of trials. These have come that your faith—which is of greater worth than gold which perishes though refined by fire—may be proved genuine and may result in praise, glory and honor when Jesus Christ is revealed."

Alternate Memory Version: 1 Peter 1:6,7 NIV 1984

"...you may have suffered grief in all kinds of trials. These have come that your faith...may be proved genuine and may result in praise, glory and honor when Jesus Christ is revealed."

Bible Truth 12 ACTS Prayer

- A** God, we praise You for being the perfect Planner of Your people's sufferings, according to Your good plans.
- C** We confess that many times we complain when we suffer instead of turning to You and trusting in You and Your good plans. We need a Savior to save us from our sins.
- T** Thank You, God, for always giving Your people the strength to endure the sufferings You has planned for them. Thank You for Jesus, who suffered for Your people's sins so they wouldn't have to.
- S** God, work in our hearts. Help us to turn away from our sins and trust in Jesus as our own Savior. Use our sufferings to strengthen our faith, love and dependence on You; and to result in the most praise, glory and honor for You that is possible.

Bible Truth 12 Stories

Lesson 1: The Case of the Surprising Sufferer (Old Testament)

The Book of Job

Lesson 2: The Case of the Atheist Under Attack (Story of the Saints)

Lesson 3: The Case of the Suffering Speaker (Ne

1. GETTING STARTED: Welcome and Opening Songs (*introduce unit and get kids moving with these songs*)

<p>Welcome</p>	<p>“Welcome to Praise Factory. We’re so glad you’ve joined us! Here at the PFI we are investigators. (That’s what the “I” stands for!) Investigators look for answers to questions. In PFI, we look for answers to big questions about God. We dig deep down in the truths of God’s Word to find them.”</p>
<p>Praise Factory Theme Song</p>	<p>“Let’s sing our Praise Factory Investigator’s theme song.”</p> <p>PFI: Praise Factory Investigators <i>PFI ESV Songs 12, Track 1</i></p> <p>We’re PFI: Praise Factory Investigators, Diggin’ deep down for truths in God’s Word, That’s PFI: Praise Factory Investigators, Diggin’ deep down for truths in God’s Word, We’re looking for answers to very big questions, Big questions about God, If you’re looking for answers to very big questions ‘bout God, come along, Join PFI: Praise Factory Investigators, Diggin’ deep down for truths in God’s Word, That’s PFI: Praise Factory Investigators, Diggin’ deep down for truths in God’s Word. Deep down, diggin’ down, Let’s go diggin’ down, Deep down, diggin’ down, ‘Til answers to all our Big Questions we’ve found. We’re PFI: Praise Factory Investigators, Diggin’ deep down for truths in God’s Word, That’s PFI: Praise Factory Investigators, Diggin’ deep down for truths in God’s Word.</p>
<p>Classroom Rules Song</p>	<p>An important part of Praise Factory is helping us worship God and love one another. Our WoGoLOA song reminds us how we should act. Let’s sing it.”</p> <p>WoGoLOA Rules Song <i>PFI ESV Songs 12, Track 2</i></p> <p>Refrain: WoGoLOA means “Worship God and love one another,” WoGoLOA means “Worship God and love one another.”</p> <p>WoGo means “Worship God.” Sound off, 1,2,3, Joyfully take part, Listen to others, Obey your teachers. (<i>Refrain</i>)</p> <p>LOA means “Love One Another.” Sound off, 1,2,3, Be kind, Be encouraging, Help others, help others. (<i>Refrain twice</i>)</p>

1. GETTING STARTED, continued

Opening Prayer	"Let's ask God to help us obey these rules, and to help us worship Him and love one another as we learn more about Him today. Let's pray." <i>Pray.</i>
Big Question Under Investigation: Big Question 12 and Songs	<p>"Now it's time to turn today's Big Question Under Investigation.</p> <p>It's: How Should God's People Live?</p> <p>We become God's people when we turn away from our sins and trust in Jesus as our Savior. That is the end of the punishment for our sins that we deserved from God, but it's the beginning of a whole new way to live. God's people want to honor God with their whole lives like Jesus did. They seek to love God most of all and love all people, too.</p> <p>So the answer to our Big Question, 'How Should God's People Live? is: They Should Live Like Jesus!</p> <p>"Let's sing our Big Question Song(s): <i>choose one or both</i></p> <p>Big Q & A 12 Song <i>PFI ESV Songs 12, Track 3</i> <i>(adapted version of "Twinkle, Twinkle, Little Star")</i> How should God's people live each day? They should live like Jesus! How should God's people live each day? How should God's people live each day? How should God's people live each day? They should live like Jesus!</p> <p>How Should God's People Live? <i>PFI ESV Songs 12, Track 4</i></p> <p><i>Refrain:</i> How should God's people live? How should God's people live? How should God's people live? They should live like Jesus!</p> <p>Verse 1: Jesus loved God most of all, He loved all people, too, In all that He did and said and thought, He loved them thru and thru. <i>(Refrain)</i></p> <p>Verse 2: God's people should love God most of all, They should love others, too, And God the Holy Spirit, Will help them in all they do. <i>(Refrain)</i></p>

1. GETTING STARTED, continued**Unit 12
Bible Verse**

"How do I know this is true? The Bible tells me so!

Ephesians 5:1-2 tells us: "Therefore be imitators of God, as beloved children. And walk in love, as Christ loved us and gave himself up for us, a fragrant offering and sacrifice to God."

**Big Question 12 Bible Verse Song
Walk in Love: Ephesians 5:1-2**

PFI ESV Songs 12, Track 5

*You might also enjoy listening to:
Let Everyone Who Names the Name
2 Timothy 2:19,22, ESV
PFI ESV Songs 12, Track 6*

Therefore be imitators of God, as beloved children,
And walk in love, as Christ love us,
Therefore be imitators of God, as beloved children,
And walk in love, as Christ love us,
Walk, walk, walk in love, walk in love as Christ loved us,
Walk, walk, walk in love, walk in love as Christ loved us.
Ephesians Five, one and two.

God's people have been loved by God through Jesus Christ in the deepest way imaginable. What more could He have done than to offer up His life as the full payment for their sins so they could be God's people. The Bible tells us that He did this even while we were still His enemies. He loved us before we loved Him! But Jesus did this not just because of His love for God's people, but even more so, for His love for God, His Father. He always delighted to do whatever His Father wanted Him to do. God calls His people to live like Jesus, loving others and loving Him, in everything they do. God promises to help them to live this way.

2. DIGGING DEEP DOWN: Key Concept and Story (introduce the Bible Truth and tell the related story)**Bible Truth 12**

"It's time for us to dig down deeper for answers to our Big Question. We're learning **FOURTEEN** Bible Truths that all tell us something about how God shows Himself to us. Can you remember any we've learned so far?

(The Holy Spirit Helps God's People, God's People Love Him with All of Themselves, God's People Love Others, God's People Trust Him, God's People Are Good Stewards of His Gifts, God's People Obey Him God's People Do Works He Has Prepared for Them, God's People Read His Word, the Bible, God's People Think about Him, God's People Say "No" to Temptation, and God's People Tell Others about Him.

The Bible Truth we are going to be thinking about today is:

God's People Suffer According to God's Good Plan.

God has promised His people that though they will suffer in many ways here on earth, they will only suffer according to His good and perfect plan. God promises to only use their sufferings to do good to them and bring glory to His name. He will use their sufferings to make them holy and to strengthen their faith, their love and their dependence on Him. God's people don't like to suffer, but they trust in God's good purposes in allowing them to suffer and in His promise to use it for their good and His glory. They know that God's Holy Spirit will always give them the strength they need to endure the suffering He allows. God's people count it an honor to suffer for Jesus, the One who suffered most of all, when He took the punishment for their sins upon the cross. But, they also look forward with great excitement to the day when they will live with God and their sufferings and sadnesses will be gone forever.

2. DIGGING DEEP DOWN, continued

Bible Truth 12 Hymn

“Long ago, a man named John Rippon was thinking about this Bible truth, too. He wrote the words to a hymn called “How Firm a Foundation” We’re going to learn two verses from it.”

How Firm a Foundation

PFI ESV Songs 12, Tracks 41,42

Verse 3

“When thro’ fiery trials thy pathway shall lie,
My grace, all sufficient, shall be thy supply;
The flame shall not hurt thee; I only design
Thy dross to consume, and thy gold to refine.

Verse 4

“The soul that on Jesus hath leaned for repose
I will not, I will not desert to his foes;
That soul, tho’ all hell should endeavor to shake,
I’ll never, no, never, no, never forsake!”

“God’s people may go through very hard, “fiery” trials, but they know that God is their firm foundation. They are “staid” on Jesus, trusting that He always be with them and only use their trials to “consume their dross”—make them holy—and bring glory to His name.”

Bible Truth 12 Bible Verse and Song

“The Bible verse we are going to be digging down into for this Bible Truth is:

1 Peter 1:6-7 NIV 1984

“...for a little while you may have suffered grief in all kinds of trials. These have come that your faith—which is of greater worth than gold which perishes though refined by fire—may be proved genuine and may result in praise, glory and honor when Jesus Christ is revealed.”

These verses remind us that God’s people know that God will use their sufferings to prove their faith genuine and result in praise, glory and honor because He is the one who perfectly planned their sufferings and gave them the strength to do this.

We’ve said our Bible verse, now let’s sing it!”

*You might also enjoy listening to:
If God Is for Us?
Romans 8:31,32,35,38039,
NIV 1984
PFI ES Songs 12, Track 44
and
Count It All Joy:
James 1:2-4, ESV
PFI ESV Songs 12, Track 45*

For a Little While: 1 Peter 1:6-7 NIV 1984

PFI ESV Songs 12, Track 43

For a little while you may have suffered grief in all kinds of trials.
These have come that your faith,
May be proved genuine, be proved genuine.

Refrain:

Faith! Faith!
Which is of greater worth than gold,
Which perishes though refined by fire.
Faith! Faith!
Which is of greater worth than gold,
Which perishes though refined by fire.

For a little while you may have had suffered grief in all kinds of trials.
These have come that your faith,
May result in praise, glory and honor. *Refrain*
First Peter One, six through seven.

2. DIGGING DEEP DOWN, continued**LESSON 1 STORY**

**Old Testament
Story:**

**The Case of the
Surprising Sufferer**
The Book of Job

Now it's time for today's story called: **The Case of Surprising Sufferer.**

As you listen to the story, see if you can figure out:

- 1. Who was the Surprising Sufferer? Why would people think it surprising that he suffered?**
- 2. What good plans of God were accomplished through his suffering?**

(If desired, write these questions on a sheet of paper to refer to when the story is finished.)

Read story.

After reading story, ask for the children's answers to the questions.

1. Who was the Surprising Sufferer? Why would people think it surprising that he suffered? Job. Because he was so godly and many people in his day seemed to think only someone who had done something bad would suffer like Job did.

2. What good plans of God were accomplished through his suffering? God showed that His people only suffer in ways that He allows. He showed that He can help His people endure everything they must suffer. And, God has given us Job's story to encourage God's people that even if they don't know why they suffer, God has good reasons for it.

Close in prayer. (prayer suggestions included at end of story)

LESSON 2 STORY

Story of the Saints:

**The Case of the
Atheist Under
Attack**

Now it's time for today's story called: **The Case of the Atheist Under Attack.**

As you listen to the story, see if you can figure out:

- 1. Who was the Atheist Under Attack? Who did he refuse to confess as God?**
- 2. How did he show he suffered only according to God's good plan?**

(If desired, write these questions on a sheet of paper to refer to when the story is finished.)

Read story.

After reading story, ask for the children's answers to the questions.

1. Who was the Atheist Under Attack? Who did he refuse to confess as God?

Polycarp. He refused to confess that the Roman king was God.

2. How did he show he suffered only according to God's good plan?

He had known God's faithfulness to him for many, many years. He knew God would only allow this suffering if it was for his good and God's glory.

Close in prayer. (prayer suggestions included at end of story)

2. DIGGING DEEP DOWN, continued**LESSON 3****New Testament Story:****The Case of the Suffering Speaker**

Acts 9,18,
2 Corinthians
11:16-33

"Now it's time for today's story called: **The Case of the Suffering Speaker.**

As you listen to the story, see if you can figure out:

1. Who was the Suffering Speaker? What did he speak about and why did he suffer for it?

2. What helped him endure his sufferings?

(If desired, write these questions on a sheet of paper to refer to when the story is finished.)

Read story.

After reading story, ask for the children's answers to the questions.

1. Who was the Suffering Speaker? What did he speak about and why did he suffer for it? Paul. He spoke the gospel of Jesus to both Jews and Gentiles. He suffered at the hands of many who wanted him to stop sharing that message.

2. What helped him endure his sufferings? He knew that his suffering would only be according to what God had chosen for his good and God's glory. He counted it an honor to suffer for Jesus, the one who died to save him.

Close in prayer. (prayer suggestions included at end of story)

3. TAKING ACTION: Response Activities *(choose from among these activities)***Response Activities**

- **ACTS Prayer Activity:** Add your own prayer requests to the ACTS prayer
- **Sneaky Snack:** Story-related snack
- **Bible Truth Review Activity:** Game with questions related to the Bible Truth
- **Bible Truth Hymn:** Music activities to learn a portion of a Bible Truth-related hymn
- **Bible Verse Review Activity:** Game with questions related to Bible Truth Bible verse
- **Bible Verse Song:** Music activities to learn the Bible Verse song
- **Story Review Activity:** Game with questions related to the Bible Truth and Case
- **Case RePlay, Jr. and Sr.:** Two drama activities that review the story: one for younger children, one for older children.
- **Craft:** Story-related craft
- **VIPP (Very Important Prayer Person):** Game and a coloring activity to help children learn about people in your church and how to pray for them.

(VIP resources: found online or at back of this book)

4. TAKING IT TO OTHERS *Optional presentations for the last few minutes of class***Presenting to Other Children**

If you split the children into different response activities, you can gather the children together again and have each small group make presentations to show the other children what they learned. Presentation ideas are included in the resources for each activity.

Presenting to Parents

If you keep your children together for response activities, you can have them make a presentation of something they have learned to their parents when they come to pick them up from class. Presentation ideas are included in the resources for each activity.

5. TAKING IT HOME *(Take Home Sheet)***PFI Pronto**

Give out the PFI Pronto for the case story as well as any other materials as the children are dismissed.

BIBLE TRUTH 12, LESSON 1: PLANNER/OVERVIEW

GETTING STARTED: Welcome and Opening Songs (*introduce unit and get kids moving with these songs*)

Welcome to Praise Factory: PFI: Praise Factory Investigators Theme Song *PFI ESV Songs 12, Track 1*

Rules to Help Us Worship God and Love One Another: WoGoLOA Classroom Rules Song
PFI ESV Songs 12, Track 2

Big Question Under Investigation: Big Question 12 Songs *PFI ESV Songs 12, Tracks 3,4*

Big Question Bible Verse: Ephesians 5:1-2 Song: *PFI ESV Songs 12, Track 5*
Extra Bible Verse Song: Let Everyone Who Names the Name: 2 Timothy 2:19,22, ESV PFI ESV Songs 12, Track 6

DIGGING DEEP DOWN: Key Concept and Story (*introduce the Bible Truth and tell the related story*)

Bible Truth 12: God's People Suffer According to God's Good Plan

Bible Truth Hymn: How Firm a Foundation, vs. 3,4 *PFI ESV Songs 12 Tracks 41,42*

Bible Verse: 1 Peter 1:6-7

Bible Verse Song: For a Little While: 1 Peter 1:6-7 *PFI ESV Songs 12, Track 43*
Extra Bible Verse Song: If God Is for Us: Romans 8:31,32,35, 38-39 PFI ESV Songs 12 Track 44
Extra Bible Verse Song: Who Shall Separate Us? Romans 8:31,32,35, 38,39 PFI ESV Songs 12 Track 45

Lesson 1 Old Testament Story: The Case of the Surprising Sufferer
The Book of Job

TAKING ACTION: Response Activities (*choose from among these activities*)

Snack and Discussion Planner: Feasty Food and Spotty Skin

ACTS Prayer: Prayer Sheet

Bible Truth Review: Discussion Questions and Game: Rush to Safety

Bible Truth Hymn: How Firm a Foundation, vs. 3,4 *PFI ESV Songs 12 Tracks 41,42*
Song, Sign Language and Song Game: Word Take Away **PFI ESV SONGS 12 BOOK or ONLINE**

Bible Verse Review: 1 Peter 1:6-7 Discussion Sheet and Game: Balancing Act
Bible Verse Song: For a Little While: 1 Peter 1:6-7 *PFI ESV Songs 12, Track 43*
Song, Sign Language and Song Game: Big Voice, Little Voice **PFI ESV SONGS 12 BOOK or ONLINE**

Story Review: Discussion Questions and Game: What's in the Box?

Case Replay, Jr: Drama Activity for Youngest Children (children do same story actions together)

Case Replay, Sr: Drama Activity for Most Children (children re-tell story with individual parts)

Craft: Job's Trial of Terrible, Itchy Sores

VIPP (Very Important Prayer Person) Prayer Time: Coloring Sheets (back of book) and Game: Ball Roll Review

TAKING IT HOME: Take Home Sheet for Review and Family Devotions

PFI Pronto: Bible Truth 12, Lesson 1 **PFI ESV PRONTOS 12 BOOK or ONLINE**

The Case of the Surprising Sufferer The Book of Job

by Connie Dever

Our story is called:**The Case of the Surprising Sufferer.****As you listen to the story, see if you can figure out:**

1. Who was the Surprising Sufferer? Why would people think it surprising that he suffered?
2. What good plans of God were accomplished through his suffering?

No one really knows when this story takes place, but we do know that it was some time, thousands of years ago, in Old Testament times, in the land of Uz, a flat, dry, treeless lowland, south of the Dead Sea.

In the land of Uz there lived a man named lobi who was extremely rich. He wasn't rich the way we might think of riches: with a mansion, a big car, and lots of money in the bank. He was rich the way people in his land were rich: with animals and servants. The Bible tells us that he owned 7000 sheep, 3000 camels, 1000 oxen, 500 donkeys and lots of servants. lobi had more animals than some whole countries did back then! That is how rich he was.

But lobi was blessed in a more important way than riches. lobi was a blameless and upright man. It didn't mean he was perfect, but it did mean he tried to please God in everything he did. He feared God; that is, he loved and obeyed God. And when he sinned, asked God's forgiveness and repented of his sins.

lobi even tried to make sure that his grown children lived pleasing lives to God, too. lobi sons used to take turns holding facing their homes they would invite the three sisters to eat and drink with them. After each big party, lobi would send for them and have them purified for any sins they might have committed by accident. lobi himself offer a worship gift to on their behalf, too, just to be on the safe side. This is how much lobi longed for him and his whole family to be pleasing to God.

lobi was honored by everyone. He was often asked to settle arguments or give his advice at the city gate where important business matters took place. People listened to what lobi said. And why wouldn't they? Between his riches, his love for God and his great wisdom, lobi was considered to be the greatest man in the world back then.

But lobi's greatness wasn't known just on earth. His love for God was known even in heaven, this godly man, lobi, came under discussion. The angels, as well as Satan, presented themselves before the Lord. The Lord said, "Where have you come from, Satan?"

"From roaming the earth," he replied.

"Have you considered my servant, lobi?" The Lord ask Satan. "There is no one on earth like him; he is blameless and upright, a man who fears me and turns away from evil."

"Does lobi fear you for nothing?" Satan replied. "Have you not completely protected him and everything he has? You have blessed him with great riches. He doesn't really love you. He loves the things you've given him. Take all of these things away and he will curse you to your face!"

"Very well, then, everything lobi has is in your hands, but do not hurt the man, himself, in any way," the Lord replied. Yes, the Lord would allow lobi to suffer, but only, always, according to his perfectly good and wise plan.

Soon, lobi felt the fierce blast of Satan's work against him. Messenger after messenger brought him terrible news! His children had all died; his crops were all ruined; his servants and animals were all carried off by robbers or destroyed. Everything was gone!

What terrible suffering Satan had brought upon lobi! Surely this would crush his fake faith, Satan thought. But it didn't. lobi got up, tore his robe and shaved his head (what people used to do to show how sad they were.) He fell to the ground and worshipped the Lord.

"I was born into this world with nothing and will take

Story-telling Tips

Ahead of time:

1. Read the Bible verses and story. Pray!
2. Create story cue cards on index cards (or highlight text).
3. Practice telling story dramatically, timing your presentation. Shorten, if necessary to fit your allotted time.
4. Decorate area with story props that help bring your story alive.

During your presentation:

1. Maintain as much eye contact as possible as you tell the story. Point to/use props at important points in the story. Include the kids in your story with a few questions about what they think will happen or words/concepts that might be new to them.
2. Watch the kids for signs that their attention span has been reached. Shorten, if necessary.

nothing with me when I die," lobi said. "All these things were gifts the Lord gave me and now he is taking them away. Either way, may the Lord's name be praised!"

Satan's plans had been frustrated! How could this be! But what Satan did not understand was God's good purposes and perfect power in the sufferings of His people. Yes, they would suffer for their faith in Him, but God would always use these sufferings for their good and His glory. He would always put limits on their sufferings. He would always give them strength to overcome. Satan would never be victorious. All these things would turn out to be for lobi's good as well as God's glory. That is God's promise to all of his people.

Satan wasn't finished yet, though. Once more, Satan presented himself before the Lord after roaming the earth and once more lobi was discussed.

"Have you considered my servant lobi?" the Lord asked Satan. "There is no one on earth like him; he is blameless and upright, a man who fears God and turns away from evil. He still worships me, even though all his good gifts have been taken from him without reason."

"Ah, yes, but bring suffering to his own body, then he will curse you," Satan proposed.

"Very well," the Lord replied. "You may bring suffering upon his body, but you may not take his life."

Soon, lobi's body was full of pain. From the top of his head to the bottom of his feet, this body was covered with sores. There were so many that his friends couldn't even recognize him! Then lobi took a piece of broken pot and scratched his itchy sores with it as he sat among the ashes. He couldn't even eat. And when he tried to sleep he had terrible nightmares.

lobi's wife only added to his problems. "Curse God and die!" She told lobi. She had had enough!

What terrible suffering Satan had brought upon lobi! Surely this would crush his fake faith! But still it wasn't enough! lobi would not curse God and die. The

Lord sustained lobi. He would be with him and help him through all this suffering. And He would use it all for lobi's good and for His own glory. He helped lobi have faith even then.

"You are talking like a woman with no faith in God!" lobi told her. "Will we accept good from God and not trouble?" God helped lobi hold on to his faith in Him.

He did not sin in all that he said.

lobi's wife was the first one to respond to His suffering but she was not the last! News spread quickly about the terrible things that had happened to him. Many people decided lobi must be suffering as God's punishment for some secret sin. Some people called him bad names and spit up on him and discussed. Others urged lobi to confess his secret sins to God, even his friends. lobi cried out to God for help, but sometimes it seemed like no one was listening. He didn't think he was suffering for some secret sin, but how confusing his life seemed.

"God, You reveal mysterious things that are hidden from everyone else. Perhaps You are punishing me for something You think I've done wrong, but I don't know what it is. I wish You would speak to me and tell me. I want to argue my case with You," lobi said.

But God was listening and He was with lobi, helping him keep on enduring those terrible days of suffering. He placed limits on his suffering and planned to use it all for lobi's good and His own glory. And at just the right time, He answered lobi, from out of a storm.

"lobi, you speak about things you don't understand. In your suffering have you forgotten who I am? I'm the Lord – creator and sustainer of all things. My wisdom and power are perfect there is nothing I do not know, nothing I cannot do. My plans are always perfectly just, good and wise. You are just a man and cannot possibly understand what I am doing," the Lord replied.

"You're right, Lord. I spoke about things I didn't understand. I forgot who You are what You're like. I had heard of You before. Now I've seen you. I've misjudged You. Please forgive me," lobi humbly said.

The Lord forgave lobi and did a lot more. The limits of this time of suffering had come. The Lord blessed lobi again. He restored his health, his riches and his good name. He gave him more children. The Lord's good purposes had been accomplished. The Lord showed Himself to be faithful to sustain His people through even the fierce sufferings. He allowed lobi to know Him in a new and much deeper way. He even has given this man the honor of being an example before all of heaven of a godly man. And his story has encouraged God's people through thousands of years, as they have seen God's faithfulness to him.

The Lord allowed Job to suffer greatly, but not a drop was wasted. It was used, every bit for Job's good and for His own glory. Job understood that a bit while he lived here on earth. But now in heaven, where he lives in God's presence always, he understands it even more and rejoices over God's plan. There is not even one bit of his suffering that he regrets. God is that perfectly good and wise!

Cracking the Case:

It's time to answer our Case Questions.

1. Who was the Surprising Sufferer? Why would people think it surprising that he suffered? Job. Because he was so godly and many people in his day seemed to think only someone who had done something bad would suffer like Job did.

2. What good plans of God were accomplished through his suffering? God showed that His people only suffer in ways that He allows. He showed that He can help His people endure everything they must suffer. And, God has given us Job's story to encourage God's people that even if they don't know why they suffer, God has good reasons for it.

Something For You and Me

Our Bible Truth is:

God's People Suffer According to God's Good Plan.

Our Bible Verse is: 1 Peter 1:6-7 NIV 1984

"...for a little while you may have suffered grief in all kinds of trials. These have come that your faith—which is of greater worth than gold which perishes though refined by fire—may be proved genuine and may result in praise, glory and honor when Jesus Christ is revealed."

Does the story sound familiar? It's the story of the man we called Job – Job, as they say in Hebrew. Do you think Job ever found out why he is gone for all the sufferings? He certainly did in heaven. How great must be the praise, glory and honor the Lord received through Job!

What about you and me? This is scary to think about Satan wanting us to suffer? We don't need to be scared. The Lord, the Almighty God over the whole universe, it's perfectly good that is in perfect control of even Satan and his plans. God's people can always trust God to only allow them to suffer according to his good plans. There may be plenty of times when they don't

understand why they suffer, but in heaven it will all be made clear. There, God's people will have nothing but praise for what the Lord allowed in their lives. They will see it truly was all but only for their good and his glory.

Let's praise God for wisely choosing sufferings for His people's good and His own glory. Let's ask him to help us to turn away from our sins and trust in Jesus as our Savior, so we can be His people. Let's ask Him to help us endure sufferings in such a way that they would be for our good and His glory.

Close in prayer.

Closing ACTS Prayer

A God, we praise You for being completely powerful over Satan and over Your people's sufferings.

C God, we confess that many times we grumble and complain as we go through sufferings. We don't turn to You in them. We don't care that You plan to use them for our good and Your glory--we just want them to be over!

T God, we thank You that You will always, only, allow Your people to suffer according to Your good and perfect plan. Thank You that You will always give Your people the strength they need to endure them.

S God, work in our hearts. Help us to confess our sins, turn away from them and trust Jesus as our own Savior. Use all of the sufferings in our lives for our good and Your glory. Give us strength to endure sufferings. Help Your people around the world who may be facing terrible suffering even today.

Special Words

Blameless: A person who tries to love, honor and obey God in everything he or she does.

Sustain: To provide enough strength or support to do something.

Satan: An angel who rebelled against God and His good ways long ago. The enemy of God and God's people. Jesus rescued God's people from the works of the devil when He suffered and died on the cross. When He comes back, He will do away with Satan forever.

ACTS PRAYER ACTIVITY

Use this sheet to write down your ACTS Prayer

Instructions:

Use this sheet to help the children apply the Bible Truth into a prayer. You can use the ACTS provided or even better, have the kids think of their own applications. Also have the children add their personal requests to the prayer, too. Lead the children in the prayer or let them pray sections, with your help. Never force a child to pray! Non-readers can participate by you whispering a section of the prayer into their ear and allowing them to pray it aloud for the group.

ADORATION:

Praise God for being the Giver of His Word, the Bible.

God, we praise You for being.....

Add your own Adorations:

CONFESSION:

Confess that many times we do not want to read His Word. We would rather do other things. Confess that we don't love or follow His Word as we should. We need a Savior to save us from our sins!

God, we have sinned against You....

Add your own Confessions:

THANKSGIVING:

Thank God for His Word that tells us what He is like and how He wants us to live. Thank Him for His Holy Spirit who helps us understand it and uses it to change us.

God, we thank You for...

Add your own Thanksgivings:

SUPPLICATION:

Ask God to use His Word to help us turn away from our sins and trust in Jesus as our Savior. Ask God to help us read the Bible more. Ask God to use it to help us know, love and obey Him. Ask Him to use to grow our faith in Him.

God, we need Your help...

Add your own Supplication:

SNEAKY SNACK

Can you figure out how this snack ties in with our case?

Snack: Feasty Food and Spotty Skin

Party Food: Bubbly white grape juice and sugar-free fizzy lemon-line drink and assortment of grapes, cheese, bread, figs, olives, hummus, etc. like they might have eaten.

Job's Skin: Granola bar with chocolate chips/raisins/craisins and oats etc.

This is only a suggestion. Feel free to modify. Be mindful of allergy issues among your children!

Case Tie-in: Food like what Job's children might have enjoyed at their parties. And, Job's terrible sores on his skin. God allowed both good things and suffering in Job's life according to His good plan.

SOUL FOOD

Food for thought during snack time

1. What does the snack have to do with the story?

Choose a few questions from the other activity discussion sheets to talk about during this snack time.

2.

3.

4.

5.

6.

7.

Directions: Read and discuss Bible Truth, using a FEW of the questions. Play game. Feel free to modify the game to fit your children.

God's People Suffer According to God's Good Plan.

God has promised His people that though they will suffer in many ways here on earth, they will only suffer according to His good and perfect plan. God promises to only use their sufferings to do good to them and bring glory to His name. He will use their sufferings to make them holy and to strengthen their faith, their love and their dependence on Him. God's people don't like to suffer, but they trust in God's good purposes in allowing them to suffer and in His promise to use it for their good and His glory. They know that God's Holy Spirit will always give them the strength they need to endure the suffering He allows. God's people count it an honor to suffer for Jesus, the One who suffered most of all, when He took the punishment for their sins upon the cross. But, they also look forward with great excitement to the day when they will live with God and their sufferings and sadnesses will be gone forever.

Understanding the Bible Truth

1. When will God's people suffer? *Here on earth.*
2. How will they suffer? *In many ways, but only according to His plan.*
3. What will He use their sufferings to do in them? *To strengthen their faith, love and dependence upon Him; to make them holy.*
4. What will God always, only use His people's sufferings to do? *To do good to them and to bring glory to His name.*
5. Do God's people like suffering? *No.*
6. What will God give His people by His Holy Spirit? *The strength they need to endure all the sufferings He has chosen to allow in their lives.*
7. What do God's people want even more than not to suffer? *To see their sufferings strengthen their faith and for them to result in praise, glory and honor.*
8. What will their sufferings result in when Jesus comes back? *Praise, glory and honor.*
9. Why do God's people think it is an honor to suffer for God? *Because of how He sent His Son to suffer and die for them.*
10. What do God's people look forward to? *The day when they will live with God and their sufferings and sadnesses will be gone forever.*

Story Connection Questions

How does the case story point to the **Bible Truth: God's People Suffer According to God's Good Plan:**

1. How did the Lord limit Job's suffering? *He only allowed Satan to destroy his things and family the first time. He only allowed Satan to make Job sick, but not kill him. He only allowed Job to suffer for a while.*
2. How were Job's suffering used for his good and God's glory? *Job's suffering taught him that God was far wiser and more than he could understand. God's ability to strengthen His people even through such terrible sufferings as Job; and His complete control over Satan, brought glory to His name.*

Bible Verse Connection Question

1. What does our Bible Truth have to do with our **Bible Verse: 1 Peter 1:6-7:** "...for a little while you may have suffered grief in all kinds of trials. These have come that your faith—which is of greater worth than gold which perishes though refined by fire—may be proved genuine and may result in praise, glory and honor when Jesus Christ is revealed."?

God's people know that God will use their sufferings to prove their faith genuine and result in praise, glory and honor because He is the one who perfectly planned their sufferings and gave them the strength to do this.

Life Application Questions

1. How can knowing about God being the perfect planner of their sufferings help God's people?
They can be encouraged in the middle of suffering that God will give them strength to endure through it; and they can know that God is only using their sufferings for their good and His glory.
2. How can we become God's people? *By turning away from our sins and trusting in Jesus as our Savior.*

BIBLE TRUTH 12 REVIEW

ACTS Questions

1. What is something we can praise God for because of this Bible Truth?

Praise God for being the perfect Planner of His people's sufferings.

2. What are sins we can confess to God because of this Bible Truth? *Confess how many times we complain when we suffer instead of turning to God and trusting in Him .*

3. What is something we can thank God for because of this Bible Truth?

Thank God for always giving His people the strength to endure the sufferings He has planned for them.

4. What is something we can ask God for because of this Bible Truth?

Ask God to work in our hearts, helping us to turn away from our sins and trust in Jesus as our own Savior. Ask God to use our sufferings to strengthen our faith, love and dependence on Him; and to result in the most praise, glory and honor for Him that is possible.

The Gospel

1. Suffering came to the world through sin, yet God has shown mercy to sinners. What has God done to bring an end to sin, death and the sufferings of His people? What is the gospel?

God is the good Creator and King of the world. He made people to worship Him and live by His good laws. But we are all sinners who've rebelled against Him. We all deserve death--God's just, eternal punishment for our sins. How terrible! But God has good news for us. In His great mercy, God sent His Son, Jesus to earth as a man to save sinners. He lived the perfect life that pleases God. (He's the only one who's ever done that!) He offered it up to God His Father as the perfect sacrifice for sins when He suffered and died on the cross. Then, on the third day, Jesus rose from the dead in victory. He had fully paid for the sins of God's people, so they wouldn't have to! Now all who turn away from their sins and trust in Jesus as their Savior will receive forgiveness of sins and eternal life with God. They will be His very own special people who will know Him and enjoy Him forever. We can be God's people, too, if we turn from our sins and trust in Jesus as our own Savior.

BIBLE TRUTH 12 REVIEW

Game: Rush to Safety

Materials

Construction Paper
CD and CD player
Masking Tape
Small bowl or bag
Bible Truth Questions

Preparing the Game

1. Choose 20+ questions for your game from the Bible Truth Discussion Questions, or make up your own.
2. Write the Bible Truth questions on small thin strips of paper (or make a photocopy of the Bible Truth Discussion Questions and simply cut them into strips) and put them in the bag/bowl.
3. Cut circles about 9" in diameter, enough for every child but one.
4. Tape the circles on the floor around the room.

Playing the Game

Point out the safety spot circles on the floor. Tell the children that you will tell the children to move however you command them to move, such as march, walk, skip, crab crawl, etc. (BUT NOT RUN!!!) when you play the music. But when the music stops, they are to get to a safety spot. Show them that there is one spot too few for them all so that someone will be caught out. and they. As it gets slower, they march slower, etc. Suddenly stop the music and the children scramble for the beanbags. The child who has no safety spot picks a question for the class to answer. If the class answers it correctly, then the child is added back into the group. If not, then the child stays out and another safety spot is removed.

Game continues as number of questions, time, and attention span allow.

NOTE: Have the children who are "out" help make up actions for the other children to do, put them in charge of the music, etc. along with you. This will keep them happily occupied as they continue.

Non-competitive Option

Have the child without a safety spot choose a question for the class, but then join the game, even if the class gets it wrong. Add the question back into the bag for further review. Don't reduce the number of safety spots.

Optional TAKING IT TO OTHERS Activity: Quiz Questions

Have the children choose a few of the questions from the game to ask the parents/other children during TAKING IT TO OTHERS time. Help pre-readers by whispering the question in their ear and letting them ask it aloud to the parents/other children. Make sure you read the Bible verse aloud before you ask your questions.

Directions:

1. Write words to song in large print before class.
2. Play the song for the children, helping them follow along on the song sheet.
3. Discuss the song, using a few questions from the discussion sheet. *Don't use them all!*
4. Introduce sign language for key words of your choice from sign language sheet for your song. Use as few or as many as you think the children can learn.
5. Sing and sign the song. Sign language as well as large format lyrics and sheet music are found in the PFI Unit Songbook or online.
6. If desired, play the Song Game.

Optional TAKING IT TO OTHERS Activity: Presenting and Singing the Song

1. Sing and sign the song, encouraging the watching children/parents to join in.
2. Ask the class some of the questions listed below. The Bible Truth Connection Question is particularly good to help them understand how the song ties in with the Bible Truth.

How Firm a Foundation

Verse 3

"When thro' fiery trials thy pathway shall lie,
My grace, all sufficient, shall be thy supply;
The flame shall not hurt thee; I only design
Thy dross to consume, and thy gold to refine.

Verse 4

"The soul that on Jesus hath leaned for repose
I will not, I will not desert to his foes;
That soul, tho' all hell should endeavor to shake,
I'll never, no, never, no, never forsake!"

Listen to it on PFI ESV Songs 12, Tracks 41,42

Understanding the Song

1. What is a "fiery trial?" *It usually has nothing to do with fire, but just means a really hard time of suffering we have to go through.*
2. What "pathway" do these fiery trials lie upon? *Not a real path or road that you walk on. Pathway is another way of saying things you go through in your life. So, it's talking about the times of suffering you face in life.*
3. What does "supply" mean and what shall be the believer's supply when going thro their difficult trials? *Supply means to be everything you need. God's grace—that is, His gifts of strength, faith, hope, patience, etc that He freely gives His people—will be enough for them to make it through even the hardest of sufferings.*
4. What shall not hurt the believer? *The flame.*
5. What does he mean by "flame?" *The writer has been talking about "fiery trials"—hard times the believer goes through. A flame is what burns or hurts you. He is saying that even when His people go through "fiery," hard times of suffering, they will never let the trials be anything but for the good and His glory.*
6. What does God design (plan) for the "flame" to do? *Just like fire is used to purify gold by melting out impurities (called dross) and make it more beautify and pure, so God only plans to use His people's trials to purify them of sin and strengthen their faith, love and dependence upon Him.*
7. What does it mean to lean on something for repose? *To rest on something peacefully, without worry.*
8. What does God promise to a person (a soul) who rests on Him, peacefully? *He will never desert (abandon) to his foes (enemies).*
9. What does it mean for "hell to endeavor to shake" a soul? What does God promise when that happens to His people? *It means for Satan to bring lots of suffering upon them and try to get them to turn away from God. God promises to never forsake them. He will always be with them, always giving them strength to endure their sufferings, no matter how hard they are.*

Bible Truth Connection Question

1. How does this song relate to our Bible Truth: **God's People Suffer According to God's Good Plan?**

God's people may go through very hard, "fiery" trials, but they know that God is their firm foundation. They are "staid" on Jesus, trusting that He always be with them and only use their trials to "consume their dross"—make them holy—and bring glory to His name.

Story Connection

1. How does this song relate to today's story? *Job had to go through some of the fieriest trials any human has ever had to face. Job struggled with thinking that God was punishing for some sin he didn't know about. He felt God had forsaken him. But God was only using Job's sufferings for good. He was strengthening his faith and he was using him to display His glory. God never abandoned Job to his enemy, Satan. He gave him strength to endure his sufferings to the end.*

Bible Verse Connection Question

1. What does this hymn have to do with our Bible Verse: **Bible Verse: 1 Peter 1:6-7:** "...for a little while you may have suffered grief in all kinds of trials. These have come that your faith—which is of greater worth than gold which perishes though refined by fire—may be proved genuine and may result in praise, glory and honor when Jesus Christ is revealed."?

God's people praise God that He will use all their fiery trials to refine their faith. He will never desert them or forsake. Completely the opposite is true. He will always be with them, supplying them everything they need. He will use all their trials to bring praise, glory and honor when Jesus Christ is revealed.

Life Application Questions

1. How can God's people be affected by the message of this song? *They can praise God for promising to always protect them, and help them through even the worst of trials. They can ask Him to use their trials to make them holier and stronger in their faith.*

2. How can we become God's people? *By turning away from our sins and trusting in Jesus as our Savior.*

ACTS Questions

1. What is something we can praise God for from this hymn?

Praise God for being the God who never deserts His people.

2. What are sins we can confess to God from this hymn?

Confess that many times we do not lean on Jesus or trust Him to supply us what we need when we suffer. We grumble and complain instead. We need a Savior to save us from our sins!

3. What is something we can thank God for from this hymn?

We can thank God for using the trials of His people to refine their faith; and, for giving them everything they need to endure their trials.

4. What is something we can ask God for from this hymn?

That God would work in our hearts that we confess our sins, might turn from our sins and trust Jesus as our Savior. We can ask Him to supply us what we need to endure any trials we are going through. We can ask Him to help us to come to Him and depend upon Him as we go through them.

Gospel Question

1. Fiery trials are a part of everyone's life, but God's people take joy in God as they go through theirs? Why? What has God done for them? What is the gospel?

God is the good Creator and King of the world. He made people to worship Him and live by His good laws. But we are all sinners who've rebelled against Him. We all deserve death--God's just, eternal punishment for our sins. How terrible! But God has good news for us. In His great mercy, God sent His Son, Jesus to earth as a man to save sinners. He lived the perfect life that pleases God. (He's the only one who's ever done that!) He offered it up to God His Father as the perfect sacrifice for sins when He suffered and died on the cross. Then, on the third day, Jesus rose from the dead in victory. He had fully paid for the sins of God's people, so they wouldn't have to! Now all who turn away from their sins and trust in Jesus as their Savior will receive forgiveness of sins and eternal life with God. They will be His very own special people who will know Him and enjoy Him forever. We can be God's people, too, if we turn from our sins and trust in Jesus as our own Savior.

Song Game: Word Take Away

Materials

Sign Language Signs and Song

White board and marker

Eraser

Preparing the Game

1. Write the words to the song on a white board.

Playing the Game

1. After children have learned the song and signs well, then tell the children that you are going to leave out words from the song (that you've learned signs for) and just do the sign in its place.

2. Have the children help you choose a word to take out. Erase the word from the board. Review the sign the for erased word.

3. Sing the song, trying to remember to NOT sing the word and do only the sign.

4. Continue to take out words until all of the words (with signs) have been taken out.

Game continues as number of questions, time, and attention span allow.

choose a FEW questions for discussion, then choose the game and/or music activity

Meditation Version: 1 Peter 1:6-7 NIV 1984

"...for a little while you may have suffered grief in all kinds of trials. These have come that your faith—which is of greater worth than gold which perishes though refined by fire—may be proved genuine and may result in praise, glory and honor when Jesus Christ is revealed."

Alternate Memory Version: 1 Peter 1:6,7 NIV 1984

"...you may have suffered grief in all kinds of trials. These have come that your faith...may be proved genuine and may result in praise, glory and honor when Jesus Christ is revealed."

Understanding the Bible Verse

1. What were these believers suffering? *Grief in all kinds of trials.*
2. What is grief? *Great sadness of heart caused by pain, loss of things or people that they love.*
3. What is a trial? *Hardships or troubles we go through.*
4. What are some trials that believers go through? *Sickness, sadness, loneliness, suffering for believing in Jesus, etc.*
5. Why do trials come to believers? *Believers, like all people are sinners, living in a world spoiled by sin, face trials. But God has planned for all of their trials to be used so that their faith in God may be proved genuine and may result in praise, glory and honor when Jesus Christ is revealed.*
6. What is their faith worth more than? Why? *Gold. Gold is worth a lot here on earth. It lasts better than most anything—even fire does not destroy it, but only burns out any impurities that are in it, making it worth even more. But, even gold will not last forever. Through faith in Jesus, we receive eternal life with God. That is something that will last forever and is even more wonderful than anything gold could give us.*
7. What does it mean for our faith to be proved genuine? *This is a phrase that gold workers use in Bible times. Gold is put in a very hot furnace to melt away anything that isn't gold from it and makes it completely pure. God uses suffering to make our faith in Him purer and stronger.*
8. What does it mean for Jesus Christ to be revealed? *We cannot see Jesus right now because He is in heaven. At the end of time, He will return and be revealed for all to see. He will make an end of all sin and rebellion and His people will glorify Him.*
9. What will God's people's sufferings result in when Jesus Christ is revealed? *Praise, glory and honor.*
10. Who will receive praise, glory and honor? *God and His people. His people will receive praise, glory and honor will for enduring suffering and for being made holier through them. Yet, not just them. For they will give God all the praise, glory and honor for they know that He perfectly chose their sufferings and gave them the strength to endure. He will always receive the greatest praise.*

Bible Truth Connection Question

1. What does this verse have to do with the **Bible Truth: God's People Suffer According to God's Good Plan?** *God's people know that God will use their sufferings to prove their faith genuine and result in praise, glory and honor because He is the one who perfectly planned their sufferings and gave them the strength to do this.*

Story Connection Questions

1. What does the verse have to do with our story? *Even though Job suffered terribly, he did not curse God, but kept believing. His sufferings made his faith purer and glorified God, just as God planned. Already his trials have resulted in praise, glory and honor to God as God's people have read his story throughout thousands of years and have seen how great God was to give Job strength to endure even these terrible trials. This helps them trust God and His good plans for the hard things they go through, themselves.*

Life Application Questions

1. How can this verse be an encouragement to God's people today? *As they suffer all kinds of trials, they can remember that God promises to always be using them to refine their faith in God. This will be for their good and His glory.*
2. How can we become one of God's people? *By turning away from our sins and trusting in Jesus as our Savior.*

ACTS Questions

1. What is something we can praise God for from this Bible verse?

Praise God for being the perfect planner of His people's sufferings so that they will result in praise, glory and honor. He promises their sufferings will result in these good and great things.

2. What are sins we can confess to God from this Bible verse?

That many times we only grumble and complain about sufferings. We do not trust God or ask God to use them for our good and His glory.

3. What is something we can thank God for from this Bible verse?

We can thank God using the sufferings of His people to refine their faith..

4. What is something we can ask God for from this Bible verse?

We can ask God to work in our hearts that we would want to confess our sins, turn away from disobeying Him and trust in Jesus as our own Savior. We can ask Him to use all our sufferings to refine our faith in Him and that they would result in praise, glory and honor when Jesus Christ is revealed. We can ask Him to encourage God's people around the world in their sufferings, too.

The Gospel

1. What is the good news of Jesus that is the root of their faith that God promises to refine through trials? What is the gospel?

God is the good Creator and King of the world. He made people to worship Him and live by His good laws. But we are all sinners who have rebelled against Him. We all deserve death--God's just, eternal punishment for our sins. How terrible! But God has good news for us. In His great mercy, God sent His Son Jesus to earth to save sinners. Yes, Jesus, the perfect Son of God, left His home in heaven and became a man. He lived the perfect life that pleases God. (He's the only one who has ever done that!) He offered it up to God His Father as the perfect sacrifice for sins when He suffered and died on the cross. Then, on the third day, Jesus rose from the dead in victory. He had fully paid for the sins of God's people, so they wouldn't have to! Now all who turn away from their sins and trust in Jesus as their Savior will receive forgiveness of sins and eternal life with God. They will be His very own special people who will know Him and enjoy Him forever. We can be God's people, too, if we turn from our sins and trust in Jesus as our own Savior.

Game: Balancing Act

Materials

Bible verse written up in large print so that all can see
 10 or so various balance-able items, per team
 (erasers, plates, rulers, books, shoes, etc.)
 Paper, marker
 2 baskets/boxes per team

Preparing the Game

1. Make copy of the verse per team and cut it apart into as many parts as there are items per team. Number these verse pieces in order.
2. Make a sign per team of the verse. If you have a lot of non- or early readers, write the verse in easy to read print, numbering each word/section that correspond to the sections on the cut-up version of the verse. If your children are all proficient readers, do not write the verse on the poster board, but simply draw lines and number them 1-10, corresponding to the 10 verse pieces.
3. Write down and cut out the numbers used on the verse pieces and put in a little bag or jar.
4. Use masking tape to mark starting line. Tape the verse pieces to the items and make a pile for each team at the far end of the relay area.
5. Place items for each team in a basket and place at each team's starting point. Place the other baskets at the other end of the relay area.

Learning the Verse

Some or all of your children may be non- or early readers. Teach the verse in sections, having them say it after you. Repeat a few times. Add clapping or other movement as they say it.

Directions

1. If desired, lead the children in a discussion of a **FEW** of the most important questions before beginning game.
2. Explain the game to them as follows:
 Divide the children into teams and have them line up at a start line. Have the whole group say the verse together. Then draw a number from the bag. Tell the first person in each line to pick an item from the basket at the starting line. They are to put it on their head, and balance it down to the other end. If they drop the item, they just pick it up and continue from that point. When they get there, they are to put their balanced item in the basket and then say the verse to the leader. The leader will then give them the piece of verse with the number on it that was drawn. The two children then rush back to their team with the verse piece and sit down at the back of the line. When all items have been taken down to the other end and all verse pieces retrieved, have been retrieved, they will then put all the pieces in verse order. If working with less confident readers, point out to them that they can use the sign you made and the numbers in the verse pieces as hints to help them line it up properly. After getting it in order, the team will finish by saying the verse all together. The first team to do so, wins.

Non-competitive Option

Don't divide the children into teams. Have them say the verse together, then have one child retrieve the correctly numbered verse piece for the group. Everyone assembles and says the verse together at the end.

Optional TAKING IT TO OTHERS Activity: Quiz Questions

Have the children choose a few of the questions from the game to ask the parents/other children during TAKING IT TO OTHERS time. Help pre-readers by whispering the question in their ear and letting them ask it

Directions:

1. Write words to song in large print before class.
2. Play the song for the children, helping them follow along on the song sheet.
3. Discuss the song, using a few questions from the discussion sheet. *Don't use them all!*
4. Introduce sign language for key words of your choice from sign language sheet for your song. Use as few or as many as you think the children can learn.
5. Sing and sign the song. Sign language as well as large format lyrics and sheet music are found in the PFI Unit Songbook or online.
6. If desired, play the Song Game.

Optional TAKING IT TO OTHERS Activity: Presenting and Singing the Song

1. Sing and sign the song, encouraging the watching children/parents to join in.
2. Ask the class some of the questions listed below. The Bible Truth Connection Question is particularly good to help them understand how the verse ties in with the Bible Truth.

For a Little While

For a little while you may have suffered grief in all kinds of trials.
These have come that your faith,
May be proved genuine, be proved genuine.

Refrain:

Faith! Faith! Which is of greater worth than gold,
Which perishes though refined by fire.
Faith! Faith! Which is of greater worth than gold,
Which perishes though refined by fire.

For a little while you may have had suffered grief in all kinds of trials.
These have come that your faith,
May result in praise, glory and honor. *Refrain*
First Peter One, six through seven.

Listen to it on PFI ESV Songs 12, Track 43

Song Game: Big Voice, Little Voice

Materials

Song
Sign language signs used in the song printed out onto little cards
Blindfold

Preparing the Game

None.

Playing the Game

1. Practice the song and signs until the children know them well. Then tell them: "Children, we are going to hide a sign language sign and see if one of you can find it... with a little help from the rest of us!"
2. Choose someone to be "It" and blindfold them. Choose another child to hide one of the sign language cards. When it's hidden, "It" can remove the blindfold and begin to look.
3. The rest of the children will sing the song in a louder voice when "It" gets closer to the hidden sign and quieter when "It" gets further from the sign.
4. When "It" finds the hidden clue, another "It" is chosen and play begins again.

Game continues as number of questions, time, and attention span allow.

STORY REVIEW

Directions: Read and discuss Bible Truth, using a FEW of the questions. Play game. Feel free to modify the game to fit your children.

General Story Questions

1. What kind of riches did Job have? *Many cattle, sheep, oxen, sheep and servants.*
2. What did the LORD think about Job? *He was blameless, good, and turned away from evil. There was no one else like him in the whole world.*
3. What did Job do to try to make sure his children stayed in a right relationship with God? *Made sacrifices for sins, in case they might have sinned against God in their hearts or otherwise done something wrong by accident when they were feasting.*
4. What did people think of Job? *He was the greatest man in the world. Everyone wanted his advice. Everyone thought he loved God.*
5. Why about Job did the LORD tell Satan to consider? *His holy and obedient life.*
6. What was the first reason did Satan give for Job's obedience? *He only obeyed God because God had protected his life and given him so many blessings. Without the blessings he would turn away from God.*
7. How did the LORD limit Satan's first request to bring suffering upon Job? *He was not allowed to harm Job in any way, only his things and his family.*
8. What happened to Job after Satan's first attack? *He lost all of his things and his children.*
9. How did Job respond to Satan's first attack? *He accepted that all he had were gifts were from the LORD and He had the right to take them away. He would still bless His name.*
10. What reason did Satan give for Job's continued obedience after losing his things and his children? *It was only because Job, himself did not have to suffer, only his family and things.*
11. How did the LORD limit Satan's second request to bring suffering upon Job? *He was not allowed to take his life.*
12. What suffering did Satan bring up Job the second time? *Covered with sores, terrible dreams, wife tempts him to curse God, friends accuse him of being sinful, everyone else scorns him.*
13. How did Job respond to Satan's second attack? *He refused to curse God, but he cried out to understand what he had done wrong to deserve this punishment.*
14. What did Job and his friends not understand about how God's people suffer? *They thought suffering would come only as punishment for sin. They did not understand that God uses suffering for His people's good and His own glory.*
15. What did LORD tell Job when at last He spoke to him? *He told him that he had forgotten who He was and what He was like. He was just a man and could not understand all of God's ways.*
16. How did Job respond to the LORD? *He realized that the LORD was right. He repented on his sin and asked forgiveness.*
17. What did the LORD say to Job's friends? *They were wrong to accuse Job of really being a sinner. They needed to make sacrifices and have Job pray for the LORD to forgive them.*
18. Why wasn't Satan victorious over Job? *Because he was not just fighting against Job. He was fighting against the LORD sustaining and strengthening Job. Satan can never defeat the LORD.*

Bible Truth Connection Questions

1. What does this story have to do with our **Bible Truth: God's People Suffer According to God's Good Plan?** *Even though Satan was allowed to bring suffering upon Job, the LORD always was in control of what suffering Job had to face. He was always with Job, helping him endure his suffering. He used Job's sufferings for Job's good and as a display of His own glory.*

Bible Verse Connection Question

1. What does the story have to do with our **Bible Verse: 1 Peter 1:6-7:** "...for a little while you may have suffered grief in all kinds of trials. These have come that your faith—which is of greater worth than gold which perishes though refined by fire—may be proved genuine and may result in praise, glory and honor when Jesus Christ is revealed."?
Even though Job suffered terribly, he did not curse God, but kept believing. His sufferings made his faith purer & glorified God, just as He planned.

Life Application Questions

1. When God's people suffer today, what might be one reason for their suffering? *Perhaps they are being considered and used by God as a display of godly faith, even in suffering.*
2. What can God's people think about today as they go through sufferings? *That God will only allow sufferings that are for their good and His glory. And, that God can sustain them through them all.*
3. How can we become God's people? *By turning away from our sins and trusting in Jesus as our Savior.*

ACTS Questions

1. What's something we can praise God for from this story? *Praise God for being completely powerful over Satan and over His people's sufferings.*
2. What's something we can confess from this story? *Confess that many times we grumble and complain as we go through sufferings. We don't turn to God in them. We aren't eager for them to be used for our good and His glory. We just want them to be over!*
3. What's something we can thank God for from this story?
We can thank God that He will always, only allow His people to suffer according to His good and perfect plan. That He will give them the strength they need to endure them.
4. What is something we can ask God for, from this story?
We can ask God to work in our hearts, helping us to confess our sins, turn away from them and trust Jesus as our own Savior. We can ask Him to use all the sufferings in our lives for our good and His glory. We can ask Him for strength to endure sufferings. We can pray for God to help His people around the world who may be facing terrible suffering even today.

The Gospel

1. Why do we suffer in this world? Who has come to rescue God's people from sin, death and suffering? What is the gospel?
God is the good Creator and King of the world. He made people to worship Him and live by His good laws. But we are all sinners who've rebelled against Him. We all deserve death--God's just, eternal punishment for our sins. How terrible! But God has good news for us. In His great mercy, God sent His Son, Jesus to earth as a man to save sinners. He lived the perfect life that pleases God. (He's the only one who's ever done that!) He offered it up to God His Father as the perfect sacrifice for sins when He suffered and died on the cross. Then, on the third day, Jesus rose from the dead in victory. He had fully paid for the sins of God's people, so they wouldn't have to! Now all who turn away from their sins and trust in Jesus as their Savior will receive forgiveness of sins and eternal life with God. They will be His very own special people who will know Him and enjoy Him forever. We can be God's people, too, if we turn from our sins and trust in Jesus as our own Savior.

Game: What's in the Box?

Materials

10-20 Various props or pictures with an association with the story
Paper and Marker
Large box or basket
Story Review Questions

Preparing the Game

1. Choose 20+ questions for your game from the Story Review Discussion Questions, or make up your own.
2. Place the props/pictures in the box.

Playing the Game

Divide the children into two teams. Teams will take turn having one of their members reach into the box and pull out a story prop/picture. He will show it to his team and they will come up with an answer as to how that particular prop relates to the story. A correct answer wins 2 points for the team. The team can double their points if they can also tell something from the story they learned about God or about how He wants His people to live. If the team is unable to come up with an answer, then the other team can give an answer for 1 point. For extra fun, you can add some props/pictures that have nothing to do with the story, making the children eliminate them....or even try to think of way it could be added to the story.

Game continues until all children get to pull out a prop/picture,, or as number of questions, time, and attention span allow.

Non-competitive Option

Have the children sit down in a circle around the box. Have the children take turns pulling props/pictures out of the box for the other children to tell what it has to do with the story.

Optional TAKING IT TO OTHERS Activity: Quiz Questions

Have the children choose a few of the questions from the game to ask the parents/other children during TAKING IT TO OTHERS time. Help pre-readers by whispering the question in their ear and letting them ask it aloud to the parents/other children.

CASE REPLAY ACTIVITIES

Use this guide to review the Case Story and act it out for others to enjoy!

CASE REPLAY, JR: YOUNGEST CHILDREN

Description: The children will act out the story together, everyone doing the same action/sound effect at the same time. This activity is most suitable for kindergarteners.

Materials

The Case RePlay, Jr. script for younger children

Preparation

1. Read through the script and write in the blanks along the side possible actions/sound effects the children could do to act it out.

Instructions

1. Tell the children that they will be re-enacting the story together as you tell it.
2. As you read the script, lead the children in actions/sound effects to do with you.
3. If desired, you can read the script and stop at certain sentences and ask them what a good action/sound effect would be to act out what you just read.
4. Repeat the re-enactment one or two times more.

CASE REPLAY, SR: OLDER CHILDREN

Description: The children act out the story as a three-scene play. You will narrate it using the Case RePlay, Sr. script and they will act it out (no spoken words, for the most part), with each child assuming a different character's role. This activity is most suitable for first grade and up. You will review the story, then practice it a few times before performing it for others.

Materials

The Case RePlay, Sr. script
White board or other large format paper
Costumes and props

Preparation

1. Prepare for the play by choosing costumes and props for each character in the story. Decorate the area with any scenery props.
2. Write the words "Beginning," "Middle," "End" on a large piece of paper/whiteboard with plenty of space under each heading. You will use this paper to help the children think about the story as a three-scene play, as it is presented in the script.

Instructions

1. Tell the children that they will get to act out the story as a three-scene play, with a beginning, middle and end section. Tell them that before they can act it out, they need to think it out. as you narrate it with your script.
2. Take the children's answers as they recount the story, helping them put key incidents in the right order.
3. If desired, when they have filled in their Beginning, Middle, End, read through your whole (real) script, so they hear exactly what you will have them act out.
4. Then tell the children that it's time to practice acting out the story.
5. Assign parts to each child. If you are using costumes, do NOT give them out at this point. They will be a distraction.
6. Have all the children sit on the floor or in chairs on one side of the "stage," then call the characters up in place as their part in the story comes.
7. As you read the script, guide the children in where you want them to move or do to act it out.
8. After going through the whole script once, give out any costumes and props and act out the script once or twice more.

Optional TAKING IT TO OTHERS Activity: Re-enacting the Story

Read the script as the children act out together (younger) or assuming different roles (older) as the other children or the parents watch.

CASE REPLAY, JR--YOUNGER KIDS (KINDERGARTEN) P.2

Welcome to our play! The name of our story is called: The Case of the Surprising Sufferer.

Our story takes place in the land of Uz, in Old Testament times, long, long before Jesus came to earth to be our Savior.

And now we present: "The Case of the Surprising Sufferer."

Actions:

Scene 1:

Job was a very rich man with more animals than some whole countries. He was very wise and everyone asked his advice. He feared God and turned away from doing evil. When his seven sons and three daughters had big parties, he even offered sacrifices to God in case they accidentally sinned against Him. Job was the greatest man on earth.

Scene 2:

Job was also known as a godly man in heaven. One day, the Lord asked Satan to consider Job's godliness and love for Him. Satan accused Job for only loving God because of God's blessings to him. Satan asks God to bring suffering upon Job to prove it. God allows him to destroy everything Job has but not to touch Job, himself. Terrible things happen and Job loses all of his children and his things. Job is very sad, but he does not curse God. The Lord has Satan consider Job again. Satan now accuses Job of loving God only because his own body did not suffer. The Lord allows Satan to make Job sick, but cannot kill him. Job's body is covered with sores. He sits in an ash pile scraping itching sores. He has terrible dreams. Satan uses Job's wife to tempt Job to curse God, but he refuses. He chooses to accept these sufferings as from the Lord, in His wisdom.

Scene 3

Everyone hears about Job's suffering and believes that God is punishing him for some secret sin. They reject him, spit on him and curse him. Job's friends don't even recognize him at first he's so sick. They listen to him and then tell him they also think he has sinned against God. They listen to him and then tell him they also think he has sinned against God. Job denies any secret sin. He cries out to God to show him what he's done wrong to deserve all this suffering, if it is a punishment for sin. God finally speaks to him and tells him that he has forgotten who God is and what He is like. He is only a man and cannot understand God's wisdom or plans. Job repents of misunderstanding God. God rebukes Job's friends of accusing Job of secret sins instead of comforting him. The LORD blesses Job with more children and riches than he had before he suffered.

Bible Truth Tie-In:

The Bible Truth we are learning is: **God's People Suffer According to God's Good Plan.** Satan was only allowed to bring suffering upon Job in keeping with God's good plan to do good to Job and in a way that would bring God glory.

CASE REPLAY, SR--OLDER KIDS (1ST GRADE AND UP) P.3

Welcome to our play! The name of our story is called: The Case of the Surprising Sufferer.

Our story takes place in the land of Uz, in Old Testament times, long, long before Jesus came to earth to be our Savior.

The characters in our story are: Job, His children, His servants, His wife, Satan, The Lord, Angels, People, Job's friends

And now we present: "The Case of the Surprising Sufferer."

Scene 1: (Beginning)

Job was a very rich man with more animals than some whole countries. He was very wise and everyone asked his advice. He feared God and turned away from doing evil. When his seven sons and three daughters had big parties, he even offered sacrifices to God in case they accidentally sinned against Him. Job was the greatest man on earth.

Scene 2: (Middle)

Job was also known as a godly man in heaven. One day, the Lord asked Satan to consider Job's godliness and love for Him. Satan accused Job for only loving God because of God's blessings to him. Satan asks God to bring suffering upon Job to prove it. God allows him to destroy everything Job has but not to touch Job, himself. Terrible things happen and Job loses all of his children and his things. Job is very sad, but he does not curse God. The Lord has Satan consider Job again. Satan now accuses Job of loving God only because his own body did not suffer. The Lord allows Satan to make Job sick, but cannot kill him. Job's body is covered with sores. He sits in an ash pile scraping itching sores. He has terrible dreams. Satan uses Job's wife to tempt Job to curse God, but he refuses. He chooses to accept these sufferings as from the Lord, in His wisdom.

Scene 3: (End)

Everyone hears about Job's suffering and believes that God is punishing him for some secret sin. They reject him, spit on him and curse him. Job's friends don't even recognize him at first he's so sick. They listen to him and then tell him they also think he has sinned against God. They listen to him and then tell him they also think he has sinned against God. Job denies any secret sin. He cries out to God to show him what he's done wrong to deserve all this suffering, if it is a punishment for sin. God finally speaks to him and tells him that he has forgotten who God is and what He is like. He is only a man and cannot understand God's wisdom or plans. Job repents of misunderstanding God. God rebukes Job's friends of accusing Job of secret sins instead of comforting him. The LORD blesses Job with more children and riches than he had before he suffered.

Bible Truth Tie-In:

The Bible Truth we are learning is: **God's People Suffer According to God's Good Plan.** Satan was only allowed to bring suffering upon Job in keeping with God's good plan to do good to Job and in a way that would bring God glory.

Job's Trial of Terrible, Itchy Sores

Description

The children will make poster board arms with sores on it that they wear on top of their own arms and hands.

Materials

22" x 28" poster board, 1 piece per 4 crafts
 2 paper fasteners per craft
 3' of thin elastic per child
 Skin-toned markers
 Red markers, sticker dots or glitter glue pens
 Small Hole punch

Preparing the Craft

1. Print out the patterns for the forearm and the upper arm. Cut them out and use them to cut out 2 of each arm part out of poster board, per craft.
2. Cut elastic/yarn into 6" strands, 6 needed per craft.
3. Use hole punch to make holes in each arm piece.
4. Make a sample for the children to see

Making the Craft

1. Show children your sample.
2. Have the children color in the arms then add red dots for sores.
3. Line up Hole A and Hole B as indicated on the diagram on the following page. Insert the paper fastener and open wings to secure in place.
4. Insert the elastic into each set of holes. Hole the arm piece up to the child's arm and tie elastic on the underside, tightly enough to hold in place, but not too tightly (as to be uncomfortable).
5. "Arms" can be slipped on and off using the elastic bands.
6. For purposes of the presentation, have the children put on their arms. They can wear them over their shirt sleeves, or—more effectively—slipped up under their sleeves and revealed by pushing their sleeves up at the time of presentation.

Making a Bible Truth Connection

Once the children have settled into their craft, use the Bible Truth- Craft Connection Sheet to lead discussion about the craft. Note that most of these questions echo the questions on the case board, providing a review of what the children learned earlier.

Optional TAKING IT TO OTHERS Activity: Craft Presentation

If you are presenting the craft to other children or parents the children can hold up their crafts (or your model craft) and read their Bible Truth Connection answers to explain the importance of the craft.

CASE CRAFT**Discussion Guide****Instructions:**

As the children are settled into making their craft, ask them these questions to help them understand the craft's significance. Use the answers provided to guide the children's answers.

Discussion Questions

1. Where did Job live?

To Cyprus.

2. What suffering did the Lord allow Satan to bring upon Job for a time?

Loss of his children and all his riches; sickness, including terrible, itchy sores all over his body.

3. What did the Lord use Job to display?

His limits upon suffering according to His good plans and His ability to help His people endure whatever suffering He calls them to face.

4. What is Bible Truth that we are learning?

God's People Suffer According to God's Good Plan.

5. What does this craft have to do with our Bible Truth?

Job suffered terribly, but it was always, only according to God's good and perfect plan. Job could endure these trials in the way God wanted him to because God sustained him.

6. What can God use this craft to help us remember?

No matter how much God's people suffer, they can always trust that God is able to sustain them through them. He will always use their trials for their good and His glory.

TAKING IT TO OTHERS**Craft Presentation****Instructions:**

Have children hold up your model craft/their crafts. Choose five children (or you say) the five sections below to explain the craft's importance.

Presentation:

1. Our craft is Job's Trial of Terrible, Itchy Sores.

2. In the land of Uz, the Lord sustained Job through his trial of terrible, itchy sores as well as many other things because He is always able to help His people endure whatever sufferings they face.

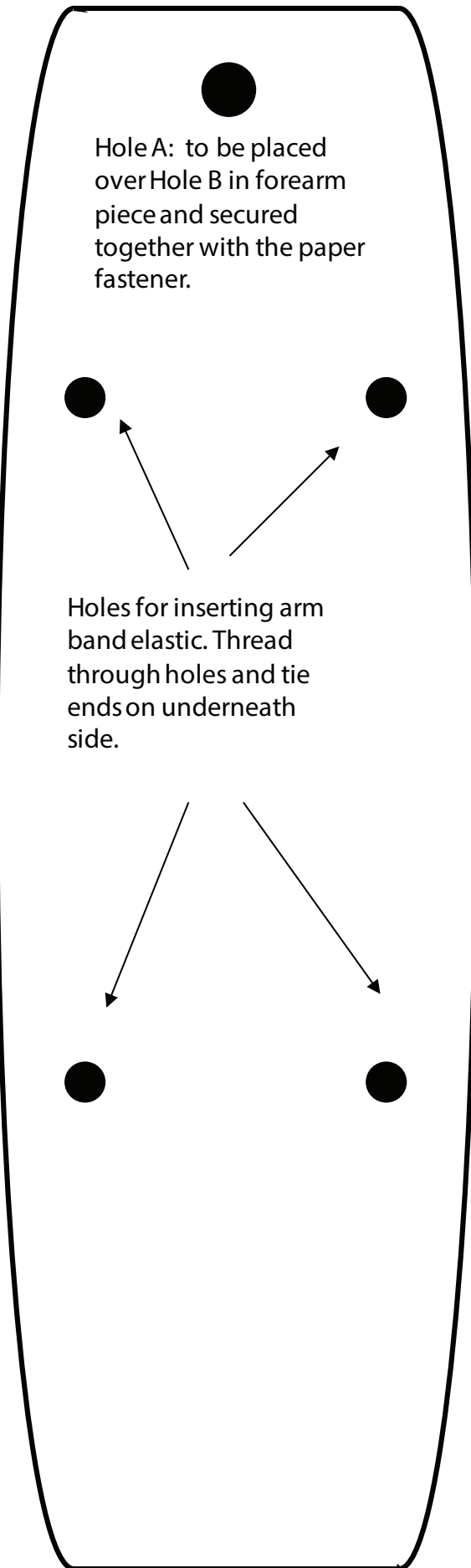
3. Bible Truth 12 is: God's People Suffer According to God's Good Plan.

4. Job suffered terribly, but it was always, only according to God's good and perfect plan. Job could endure these trials in the way God wanted him to because God sustained him.

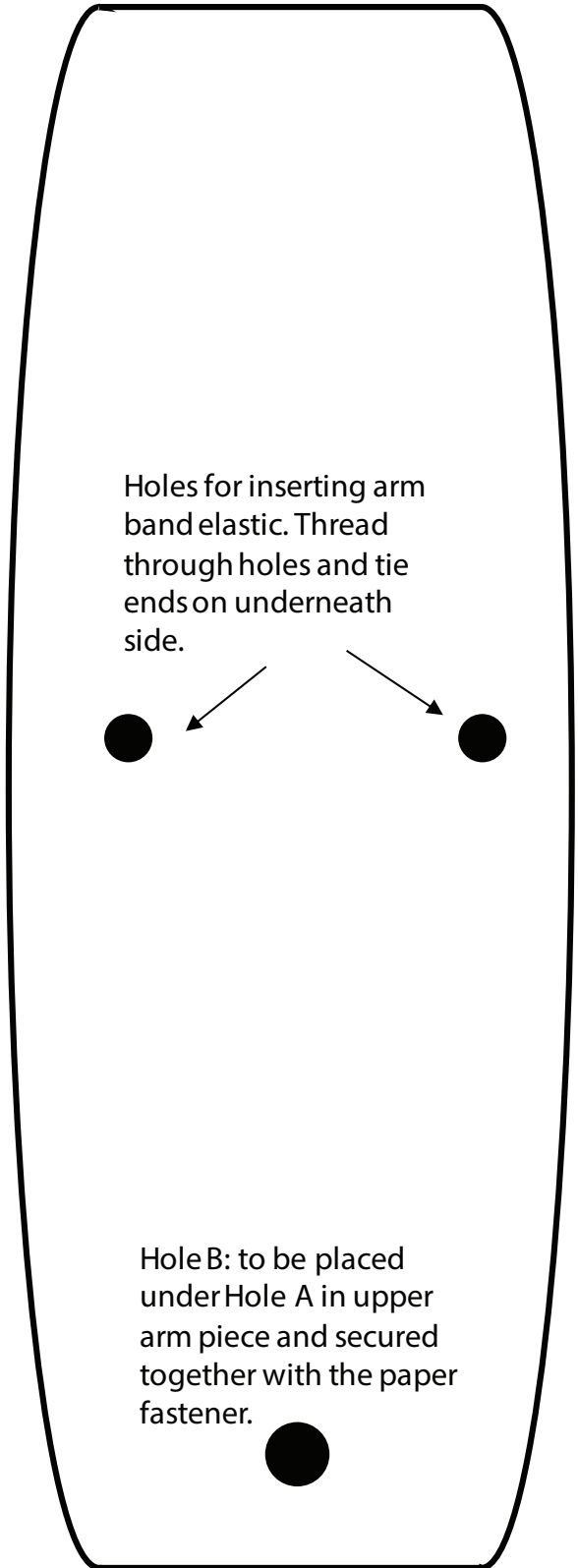
5. Our craft can help us remember that no matter how much God's people suffer, they can always trust that God is able to sustain them through them. He will always use their trials for their good and His glory.

Note: Even non-readers can participate in presenting the craft, if you will whisper what they are to say in their ear and let them say it aloud for the others to hear.

Upper Arm Part: Two per craft needed



Forearm Part: Two per craft needed



BEFORE CLASS:**1. PICK YOUR PERSON**

VIPPs can be anyone in your church! Typically, they fall into 6 categories: Church staff, Elders, Deacons/deaconesses, Special Volunteers (people who aren't paid, but spend a lot of time helping out in particular ways), Supported Workers (aka missionaries), and Church Members.

2. GATHER YOUR FACTS

Use the VIPP Information Sheet to write down the facts about your VIPP. The information on this worksheet is used in the VIPP activities, listed in the "Choose an Activity" section below.

DURING THE ACTIVITY:**1. INTRODUCE YOUR VIPP**

Introduce your VIPP to the children, using the VIPP Information Sheet. Fill in a set of VIPP Clue Cards with the information for your VIPP. If desired, you can even have the actual person come into class for the children to meet.

Need help describing what someone does for the church in a kid-friendly way? Check out the list of common VIPPs on the Praise Factory website in the PFI resources. There are lots of kid-friendly descriptions for common VIPP's, such as pastors, elders, deacons and a lot more.

2. PRAY!

Lead the children in praying for the VIPP. Ask the children if they would like to pray for one of the VIPPs prayer requests. Even non-readers can pray for the VIPP if you whisper the prayer request in their ear, then let them say it aloud. Never force a child to pray!

3. CHOOSE AN ACTIVITY

There are two activities you can use to help the children learn about the VIPP:

VIPP Clue Cards: These are nine coloring sheets in which children fill in the nine things they learn about the VIPP from the VIPP Information Sheet. Photocopy a set of each child. Use as few or as many of these Clue Cards as you desire. They are found in the back of this book.

VIPP Game: This is a game that uses a set of Clue Cards for one or two VIPPs.

Choose a VIPP and fill in his/her information on the VIPP Information Sheet. Fill in a set of VIPP Clue Cards with the information for your VIPP. Tell the children about the VIPP, having them fill in the VIPP Clue Cards with the key facts as they learn them. Write any words the children need to write on a white-board or other piece of paper so they can see how to spell them. Help younger children write these words on their clue cards. Ideas for how to tell the children about many common VIPPs are listed at praisefactory.org with the resources for this Bible Truth.

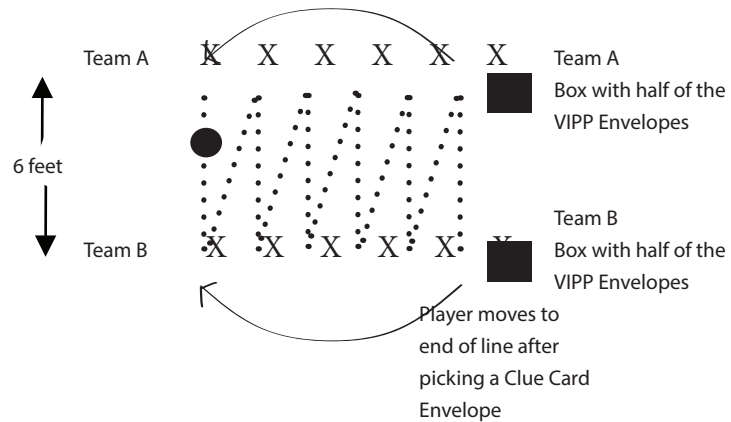
Optional TAKING IT TO OTHERS Activity: Introduce and Pray for the VIPP

If you are presenting the VIPP to other children or parents you can assign children to hold up the 10 clue cards and say what each card tells about the VIPP. (Or, you can have the children hold them up as you tell what each one means.) Then lead the children in praying for the VIPP.

Game: Ball Roll Review

Materials

Information Sheet for one VIPP
 2 Set of Clue Cards
 Ball
 8 8.5" x 11" Manilla Envelopes
 Tape
 Pen and Markers
 2 Boxes



Preparing the Game

1. Fill in one set of clue sheets for the VIPP you are using.
2. Tape the other (blank) set of Clue Cards to the outside of the manilla envelopes.
3. Put the filled-in clue cards in the corresponding envelope.
4. Put half the Clue Card Envelopes in one box and the other half in the other box. These are the Team A and Team B Boxes.

Playing the Game

Reveal: Tell the children about the VIPP, showing them your filled-in clue cards as you tell about them.

Review: Have the children break into two even groups and sit down on the floor facing each other, with about a 6' spread between the 2 lines (see diagram above). For Round 1, Give the ball to the first child in Team A and have them roll it across to the child on Team B directly across from them. Then, that Team B child rolls it back across to the next child on Team A, etc. all the way down the line to the last child on Team B. The last child to get the ball will then pick a Clue Card envelope out of their team's box. They (or the teacher) will tell the group and the Clue Card category by looking at the picture of the Clue Card on the outside of the envelope. Have the children try to remember the VIPP's answer to the category. If the class gets it right, the category is "retired". If they get it wrong, then it gets put back in the pile of category envelopes. The child who picked the Clue Card, then takes their place at the other end of the line. They begin Round 2 by rolling the ball to the first person on Team A, etc. This time, the ball will end up with the last child in the Team A line. ending with the last child in the other line, who gets up and chooses a clue from their Clue Card box. Continue until all the clues have been chosen/answered correctly.

VIPP INFORMATION SHEET

VIPP NAME:

WHAT VIPP LOOKS LIKE

Man or Woman? _____

Hair color? _____

Eye color? _____

FAVORITE ANIMAL

FAVORITE FOOD

FAVORITE FREE TIME ACTIVITY

WHAT VIPP DOES DURING WEEK

VIPP GROUP OF SERVICE:

Church Member

Deacon

Elder

Church Staff

Special Volunteer

Supported Worker
(Missionary)

3 WAYS VIPP SERVES CHURCH

3 WAYS TO PRAY FOR THE VIPP

BIBLE TRUTH 12, LESSON 2: PLANNER/OVERVIEW

GETTING STARTED: Welcome and Opening Songs (*introduce unit and get kids moving with these songs*)

Welcome to Praise Factory: PFI: Praise Factory Investigators Theme Song *PFI ESV Songs 12 CD, Track 1*

Rules to Help Us Worship God and Love Others: WoGoLOA Classroom Rules Song
PFI ESV Songs 12 CD, Track 2

Big Question Under Investigation: Big Question 12 Songs *PFI ESV Songs 12 CD, Tracks 3,4*

Big Question Bible Verse: Ephesians 5:1-2 Song: *PFI ESV Songs 12, Track 5*
Extra Bible Verse Song: Let Everyone Who Names the Name: 2 Timothy 2:19,22, ESV PFI ESV Songs 12, Track 6

DIGGING DEEP DOWN: Key Concept and Story (*introduce the Bible Truth and tell the related story*)

Bible Truth 12: God's People Suffer According to God's Good Plan

Bible Truth Hymn: How Firm a Foundation, vs. 3,4 *PFI ESV Songs 12 Tracks 41,42*

Bible Verse: 1 Peter 1:6-7

Bible Verse Song: For a Little While: 1 Peter 1:6-7 *PFI ESV Songs 12, Track 43*
Extra Bible Verse Song: If God Is for Us: Romans 8:31,32,35, 38-39 PFI ESV Songs 12 Track 44
Extra Bible Verse Song: Who Shall Separate Us? Romans 8:31,32,35, 38,39 PFI ESV Songs 12 Track 45

Lesson 2 Story of the Saints: The Case of the Atheist under Attack

TAKING ACTION: Response Activities (*choose from among these activities*)

Snack and Discussion Planner: Triumph through Terrible Trials

ACTS Prayer: Prayer Sheet

Bible Truth Review: Discussion Questions and Game: Circus Lion

Bible Truth Hymn: How Firm a Foundation, vs. 3,4 *PFI ESV Songs 12 Tracks 41,42*
Song, Sign Language and Song Game: Sign It, Say It, What Does It Mean? **PFI ESV SONGS 12 BOOK or ONLINE**

Bible Verse Review: 1 Peter 1:6-7 Discussion Sheet and Game: Bowling Ball Verse

Bible Verse Song: For a Little While: 1 Peter 1:6-7 *PFI ESV Songs 12, Track 43*
Song, Sign Language and Song Game: Pass the Secret Sign **PFI ESV SONGS 12 BOOK or ONLINE**

Story Review: Discussion Questions and Game: Egg Toss

Case Replay, Jr: Drama Activity for Youngest Children (children do same story actions together)

Case Replay, Sr: Drama Activity for Most Children (children re-tell story with individual parts)

Craft: A Pinch of Incense on a Roman Altar to Caesar

VIPP (Very Important Prayer Person) Prayer Time: Coloring Sheets (back of book) & Game: Over, Under & Throw

TAKING IT HOME: Take Home Sheet for Review and Family Devotions

PFI Pronto: Bible Truth 12, Lesson 2 **PFI ESV PRONTOS 12 BOOK or ONLINE**

The Case of the Atheist Under Attack

by Connie Dever

Our story is called:**The Case of the Atheist Under Attack.****As you listen to the story, see if you can figure out:**

1. Who was the Atheist Under Attack? Who did he refuse to confess as God?
2. How did he show he suffered only according to God's good plan?

This story doesn't take place in Bible times. It takes place in Smyrna--modern day Izmir, Turkey-- about one hundred years after Jesus died on the cross and rose from the dead.

Long ago when our story took place, Smyrna was a part of the great Roman empire. It was known as the "Glory of Asia," and considered the most beautiful city in that entire Roman province. Smyrna had grown rich on the goods brought into its harbor from around the Roman world. Rich merchants built luxurious houses with beautiful hand-painted walls, colorful mosaic tile floors, and beautiful, enclosed gardens, high on the hills above the city and the sea. The city, itself, was filled with temples and government buildings built with massive, carved columns and lined with statues of famous men and Roman gods. Smyrna had a large library and the largest public theater and all of Roman Asia. Yes, it was easy to see why Smyrna was first among the cities of Asia.

But Smyrna claimed to be first in something else, too. Something that made life very hard for Christians. It was the first city to worship Caesar, the Roman king, as Lord and God. "Once a year every Roman citizen must burn a pinch of incense on the altar to our God, Caesar, proclaiming that he is Lord," it was decreed. "Every citizen who does so will receive a certificate of his confession and will continue to enjoy the rights of a citizen and good-standing. Anyone who does not is a traitor to his king. He will lose his rights as a citizen and be punished."

The Christians wanted to be good, obedient citizens, they couldn't never sacrifice to Caesar or called him their Lord and God. Yahweh was the one, true God and Jesus Christ was their only Lord. They would rather be put in jail or die than obey this new law.

The Smyrnaneans began to abuse the Christians.

"Down with the atheists -- you unbelievers in the Roman gods!" they jeered. "It is bad enough that you refuse to believe in our gods and lead others to worship that dead man, Jesus. But now you won't even confess Caesar and the God and Lord that he is! You are traitors and we will be rid of you!"

These were no idle threats. Soon the Christians weren't allowed to buy food at the market and no one dared hire them. Their houses and things were taken from them. They were arrested and dragged into prison. Many were killed. It became very difficult and dangerous to be a believer in Smyrna, but God was with them. He gave them face to stand strong in their sufferings.

The Lord gave them something else to help them endure their hardships. He gave them a young pastor named Polycarp. Polycarp has learned about Jesus from the apostle John himself. John passed on the Polycarp everything Jesus had taught him about God and how God wanted his followers to live. Polycarp took good care of the believers at Smyrna. He taught them from God's word, he encourage them to trusting God to bravely confessed his name, even to their death. Polycarp was a very humble man, but very bold, too. Among the churches, he became famous for helping confused Christians understand what Jesus really taught. But among the Romans he became famous powerfully preaching the good news of Jesus. They called him "The Destroyer of the Gods" because his preaching turned so many Romans turned from worshipping the Roman gods to follow Jesus instead.

One day, Polycarp received some sad news from Antioch, a city hundreds of miles south of Smyrna. The Romans there had begun to punish Christians for their

Story-telling Tips

Ahead of time:

1. Read the Bible verses and story. Pray!
2. Create story cue cards on index cards (or highlight text).
3. Practice telling story dramatically, timing your presentation. Shorten, if necessary to fit your allotted time.
4. Decorate area with story props that help bring your story alive.

During your presentation:

1. Maintain as much eye contact as possible as you tell the story. Point to/use props at important points in the story. Include the kids in your story with a few questions about what they think will happen or words/concepts that might be new to them.
2. Watch the kids for signs that their attention span has been reached. Shorten, if necessary.

unwillingness to worship the Roman gods. They had arrested Ignatius, the wise old pastor, and dragged him before the governor of Antioch.

“Worship the gods and live, Ignatius! But this honor them and die!” The governor threatened.

“I would rather die than betray Jesus!” Ignatius boldly replied.

“Then to the lions of Rome you go, you atheist!” The governor declared. Ignatius was chained and handed over to Roman soldiers. These men would take Ignatius to the coliseum in Rome, where thousands would watch and cheer as he was thrown to hungry lions.

Polycarp knew the thousand – mile route from Antioch to Rome well. “Ignatius and his guards will stop here in Smyrna on their way to Rome. I will gather the pastors from the churches in nearby towns and we will wait for them to pass through Smyrna. Perhaps we can comfort and encourage Ignatius,” Polycarp planned.

Sure enough, before long Ignatius and the soldiers arrived in Smyrna. Polycarp and the others gathered around him that night to bring him good food and new hope. Yet, it was Ignatius who encouraged them. “God has given me strength to stay strong in my sufferings and keep on trusting in him,” Ignatius told them. “And soon I know I will be in heaven with him forever. Stay loyal to Jesus, friends. He will hope you enjoy your sufferings, too.”

The next day Ignatius and the Roman soldiers were off to Rome. Months later, news of Ignatius’ death reached Polycarp. He had faced the lions bravely, glorifying the Lord in his suffering to the very end.

Almost 50 years past since Ignatius’ death. Polycarp, the young man, had become Polycarp, the eighty-six-year-old man. For over half a century, Polycarp had cared for the Christians of Smyrna and preached the good news of Jesus boldly. Never forgetting Ignatius’ encouragement, he encouraged them all to trust God and to stay loyal to Jesus, even to death.

But now, it was Polycarp’s turn to stand strong in suffering for Jesus. During a festival honoring Caesar as their God, a mob of the Smyrneans began to chant, “Down with the Christians, the atheists! They dishonor Caesar, our God! Bring us Polycarp! He must die!”

The crowd rushed to Polycarp’s house and beat down

down his door. Polycarp wasn’t there, but two servant boys were questioned harshly until they revealed where he was. “They’ve hidden him in a haystack and a farm outside of town,” they confessed.

Soldiers went to the farm and found Polycarp. The old man went with them without a fuss. He was ready to suffer and die for Jesus. The soldiers put Polycarp on a donkey and let him to the crowd gathered in the public theater. They cheered loudly as Polycarp was brought in and presented to the governor of Smyrna.

“You are an old man, Polycarp,” the governor said to him. “Why should you die in this way? Don’t be trouble. Place your pinch of incense on the altar. Make your own to Caesar. That’s all you have to do, and I will release you. Curse Christ! Say, ‘Away with the atheists!’ And you are free man!” the governor promised. He knew that it Polycarp would but say these words in front of the crowd, it would be a huge discouragement to the Christians and any others who heard the good news of Jesus. He waited hopefully for Polycarp to reply.

But God gave Polycarp the strength to stand strong even now. “... Polycarp with his face firmly set, looked at all the crowd in the stadium and waved hand towards them, size, looked up to heaven, and cried: ‘Away with the godless!... For eighty-six years... I have been Christ’s servant, and He has never done me wrong: how can I curse my king who saved me?’

‘I have wild lions that I will use on you,’ said the governor... ‘If you make light of the lions, I’ll have you destroyed by fire...’ he promised Polycarp.

But Polycarp answered him: ‘The fire you threaten burns for a time that as soon extinguished; there is a fire you know nothing about – the fire of judgment to come and of eternal punishment, the fire reserved for the ungodly. But why do you hesitate? Do what you want.’

The governor was amazed, and sent the crier to stand in the middle of the arena and announce three times: “Polycarp has confessed that he is a Christian.”

Then shout went up from every throat: ‘Polycarp must be burned alive!’

The crowd rushed and gathered logs and sticks... When the bonfire was ready... Polycarp prayed... When he had offered up the Amen and completed his prayer,

the man in charge lit the fire, and a great flame shot up.” (Eusebius, *History of the Church*) And just like Ignatius, Polycarp bravely endured his suffering, glorifying God to the end.

Cracking the Case:

It's time to answer our Case Questions.

1. Who was the Atheist Under Attack? Who did he refuse to confess as God?

Polycarp. He refused to confess that the Roman king was God.

2. How did he show he suffered only according to God's good plan?

He had known God's faithfulness to him for many, many years. He knew God would only allow this suffering if it was for his good and God's glory.

Something For You and Me

Our Bible Truth is:

God's People Suffer According to God's Good Plan

Our Bible Verse is: 1 Peter 1:6-7 NIV 1984

“...for a little while you may have suffered grief in all kinds of trials. These have come that your faith—which is of greater worth than gold which perishes though refined by fire—may be proved genuine and may result in praise, glory and honor when Jesus Christ is revealed.”

What about you and me? The Lord has told us that all of God's people will face suffering that has been planned for them, according to His good plan. Many of God's people may never know persecution like what Ignatius, Polycarp and many other Christians in the Roman Empire faced. But some, even now do face terrible sufferings like these. How can God's people today endure sufferings like these? The same way as Ignatius and Polycarp did long ago: by remembering that they will only have to endure what their good God has allowed. He will help them endure their sufferings, not by their own strength but by God's—and He is always strong enough to give them what they need.

How can we be God's people? By turning away from our sins and trusting in Jesus as our Savior. Then, like Polycarp and Ignatius and those other believers, we can know the wonderful, one, true God. And we can rest that God will be at work doing great things for our

good and His glory even through all our sufferings.

Let's praise God for being so careful in what sufferings He plans for His People; and, for always giving them strength to endure them. Let's ask Him to help us to turn away from our sins and trust in Jesus as our Savior. Let's ask Him to give us strength and even joy in our sufferings and to honor Him in them.

Close in prayer.

Closing ACTS Prayer

A God, we praise You for being so careful in what sufferings You plan for Your people.

C God, we confess that many times we don't want any sufferings, even if they are for Your good plans for us. We confess that we grumble about them or act fearful that we will not be able to endure them, even with Your help.

T God, we thank You for always giving Your people the strength they need to endure the sufferings You have chosen for them.

S We ask You to work in our hearts, helping us to confess our sins, turn away from them and trust Jesus as our own Savior. Help give us strength and even joy in our sufferings. Use them to make us more like Jesus and to honor You.

Special Words

Governor: A ruler over a particular city or area.

Incense: A powder that gives off a nice smell when burned. Often used as an offering to gods in many religions.

Caesar: The title of the Roman king.

ACTS PRAYER ACTIVITY

Use this sheet to write down your ACTS Prayer

Instructions:

Use this sheet to help the children apply the Bible Truth into a prayer. You can use the ACTS provided or even better, have the kids think of their own applications. Also have the children add their personal requests to the prayer, too. Lead the children in the prayer or let them pray sections, with your help. Never force a child to pray! Non-readers can participate by you whispering a section of the prayer into their ear and allowing them to pray it aloud for the group.

ADORATION:

God, we praise You for being the perfect Planner of Your people's sufferings, according to Your good plans.

God, we praise You for being.....

Add your own Adorations:

CONFESSION:

We confess that many times we complain when we suffer instead of turning to You and trusting in You and Your good plans. We need a Savior to save us from our sins.

God, we have sinned against You....

Add your own Confessions:

THANKSGIVING:

Thank You, God, for always giving Your people the strength to endure the sufferings You has planned for them. Thank You for Jesus, who suffered for Your people's sins so they wouldn't have to.

God, we thank You for...

Add your own Thanksgivings:

SUPPLICATION:

God, work in our hearts. Help us to turn away from our sins and trust in Jesus as our own Savior. Use our sufferings to strengthen our faith, love and dependence on You; and to result in the most praise, glory and honor for You that is possible.

God, we need Your help...

Add your own Supplication:

SNEAKY SNACK

Can you figure out how this snack relates to the story?

Snack: Triumphant through Terrible Trials

Animal cracker "lions" and pretzel stick "bonfire" with candy corn "fire" in the middle. Can add Teddy graham Polycarp and Ignatius, if you want.

This is only a suggestion. Feel free to modify. Be mindful of allergy issues among your children!

Case Tie-in: Polycarp and Ignatius suffered terribly for their faith, yet God helped them endure these sufferings triumphantly and glorify Him through them.

SOUL FOOD

Food for thought during snack time

1. What does the snack have to do with the story?

Choose a few questions from the other activity discussion sheets to talk about during this snack time.

2.

3.

4.

5.

6.

7.

Directions: Read and discuss Bible Truth, using a FEW of the questions. Play game. Feel free to modify the game to fit your children.

God's People Suffer According to God's Good Plan

God has promised His people that though they will suffer in many ways here on earth, they will only suffer according to His good and perfect plan. God promises to only use their sufferings to do good to them and bring glory to His name. He will use their sufferings to make them holy and to strengthen their faith, their love and their dependence on Him. God's people don't like to suffer, but they trust in God's good purposes in allowing them to suffer and in His promise to use it for their good and His glory. They know that God's Holy Spirit will always give them the strength they need to endure the suffering He allows. God's people count it an honor to suffer for Jesus, the One who suffered most of all, when He took the punishment for their sins upon the cross. But, they also look forward with great excitement to the day when they will live with God and their sufferings and sadnesses will be gone forever.

Understanding the Bible Truth

1. When will God's people suffer? *Here on earth.*
2. How will they suffer? *In many ways, but only according to His plan.*
3. What will He use their sufferings to do in them? *To strengthen their faith, love and dependence upon Him; to make them holy.*
4. What will God always, only use His people's sufferings to do? *To do good to them and to bring glory to His name.*
5. Do God's people like suffering? *No.*
6. What will God give His people by His Holy Spirit? *The strength they need to endure all the sufferings He has chosen to allow in their lives.*
7. What do God's people want even more than not to suffer? *To see their sufferings strengthen their faith and for them to result in praise, glory and honor.*
8. What will their sufferings result in when Jesus comes back? *Praise, glory and honor.*
9. Why do God's people think it is an honor to suffer for God? *Because of how He sent His Son to suffer and die for them.*
10. What do God's people look forward to? *The day when they will live with God and their sufferings and sadnesses will be gone forever.*

Story Connection Questions

How does the case story point to the **Bible Truth: God's People Suffer According to God's Good Plan:**

1. How did Ignatius and Polycarp encourage the other Christians by how they suffered? *They endured their suffering as an honor. They showed the other Christians that Jesus was worth confessing, even if it meant their death. They showed them that the Lord truly did give strength to endure even these kinds of terrible trials.*

Bible Verse Connection Question

1. What does our Bible Truth have to do with our **Bible Verse: 1 Peter 1:6-7**: "...for a little while you may have suffered grief in all kinds of trials. These have come that your faith—which is of greater worth than gold which perishes though refined by fire—may be proved genuine and may result in praise, glory and honor when Jesus Christ is revealed."?

God's people know that God will use their sufferings to prove their faith genuine and result in praise, glory and honor because He is the one who perfectly planned their sufferings and gave them the strength to do this.

Life Application Questions

1. How can knowing about God being the perfect planner of their sufferings help God's people? *They can be encouraged in the middle of suffering that God will give them strength to endure through it; and they can know that God is only using their sufferings for their good and His glory.*
2. How can we become God's people? *By turning away from our sins and trusting in Jesus as our Savior.*

ACTS Questions

1. What is something we can praise God for because of this Bible Truth?

Praise God for being the perfect Planner of His people's sufferings.

2. What are sins we can confess to God because of this Bible Truth? *Confess how many times we complain when we suffer instead of turning to God and trusting in Him .*

3. What is something we can thank God for because of this Bible Truth?

Thank God for always giving His people the strength to endure the sufferings He has planned for them.

4. What is something we can ask God for because of this Bible Truth?

Ask God to work in our hearts, helping us to turn away from our sins and trust in Jesus as our own Savior. Ask God to use our sufferings to strengthen our faith, love and dependence on Him; and to result in the most praise, glory and honor for Him that is possible.

The Gospel

1. Suffering came to the world through sin, yet God has shown mercy to sinners. What has God done to bring an end to sin, death and the sufferings of His people? What is the gospel?

God is the good Creator and King of the world. He made people to worship Him and live by His good laws. But we are all sinners who've rebelled against Him. We all deserve death--God's just, eternal punishment for our sins. How terrible! But God has good news for us. In His great mercy, God sent His Son, Jesus to earth as a man to save sinners. He lived the perfect life that pleases God. (He's the only one who's ever done that!) He offered it up to God His Father as the perfect sacrifice for sins when He suffered and died on the cross. Then, on the third day, Jesus rose from the dead in victory. He had fully paid for the sins of God's people, so they wouldn't have to! Now all who turn away from their sins and trust in Jesus as their Savior will receive forgiveness of sins and eternal life with God. They will be His very own special people who will know Him and enjoy Him forever. We can be God's people, too, if we turn from our sins and trust in Jesus as our own Savior.

Game: Circus Lions

Materials

Optional funny wig, glasses, hat, etc.

Hula hoop, etc.

Bible Truth Questions

Preparing the Game

1. Choose 20+ questions for your game from the Bible Truth Discussion Questions, or make up your own.
2. Write the Bible Truth questions on small thin strips of paper (or make a photocopy of the Bible Truth Discussion Questions and simply cut them into strips) and put them in the bag/bowl.

Playing the Game

Tell the children that they are circus lions. Have them get on all four and roar and roam like lions. Have them “jump” through a hula hoop, etc. Then tell them they are getting very, very sleepy and must lie down....on their backs... in their den. Tell them that sleeping lions lie very still, make no noise, and keep their eyes open! Tell them that you are the Lion Trainer and are trying to wake up the Sleeping, Lazy Lions to perform in the circus. Any lion that makes a move, a sound or smiles will have to get up! Put on your funny wig, glasses, hat, etc. and make your rounds, trying to catch the lions moving, making noise or to make them smile. Lions who are caught are asked to answer a question correctly as their circus trick to before they can go back to their den. Have one of the lions caught to pick a question. Read it to the whole class and take their answers. If they don't get it right, then the child/children must stay out until the next round and next correct answer. If desired, let some of the children take turns being the Lion Trainer.

Game continues as number of questions, time, and attention span allow.

Non-competitive Option

Let all the caught lions join back into the circus, even if the class answers a question incorrectly. Put the question back in the bag for further review.

Optional TAKING IT TO OTHERS Activity: Quiz Questions

Have the children choose a few of the questions from the game to ask the parents/other children during TAKING IT TO OTHERS time. Help pre-readers by whispering the question in their ear and letting them ask it aloud to the parents/other children. Make sure you read the Bible verse aloud before you ask your questions.

Directions:

1. Write words to song in large print before class.
2. Play the song for the children, helping them follow along on the song sheet.
3. Discuss the song, using a few questions from the discussion sheet. *Don't use them all!*
4. Introduce sign language for key words of your choice from sign language sheet for your song. Use as few or as many as you think the children can learn.
5. Sing and sign the song. Sign language as well as large format lyrics and sheet music are found in the PFI Unit Songbook or online.
6. If desired, play the Song Game.

Optional TAKING IT TO OTHERS Activity: Presenting and Singing the Song

1. Sing and sign the song, encouraging the watching children/parents to join in.
2. Ask the class some of the questions listed below. The Bible Truth Connection Question is particularly good to help them understand how the song ties in with the Bible Truth.

How Firm a Foundation

Verse 3

"When thro' fiery trials thy pathway shall lie,
My grace, all sufficient, shall be thy supply;
The flame shall not hurt thee; I only design
Thy dross to consume, and thy gold to refine.

Verse 4

"The soul that on Jesus hath leaned for repose
I will not, I will not desert to his foes;
That soul, tho' all hell should endeavor to shake,
I'll never, no, never, no, never forsake!"

Listen to it on PFI ESV Songs 12, Tracks 41,42

Understanding the Song

1. What is a "fiery trial?" *It usually has nothing to do with fire, but just means a really hard time of suffering we have to go through.*
2. What "pathway" do these fiery trials lie upon? *Not a real path or road that you walk on. Pathway is another way of saying things you go through in your life. So, it's talking about the times of suffering you face in life.*
3. What does "supply" mean and what shall be the believer's supply when going thro their difficult trials? *Supply means to be everything you need. God's grace—that is, His gifts of strength, faith, hope, patience, etc that He freely gives His people—will be enough for them to make it through even the hardest of sufferings.*
4. What shall not hurt the believer? *The flame.*
5. What does he mean by "flame?" *The writer has been talking about "fiery trials"—hard times the believer goes through. A flame is what burns or hurts you. He is saying that even when His people go through "fiery," hard times of suffering, they will never let the trials be anything but for the good and His glory.*
6. What does God design (plan) for the "flame" to do? *Just like fire is used to purify gold by melting out impurities (called dross) and make it more beautify and pure, so God only plans to use His people's trials to purify them of sin and strengthen their faith, love and dependence upon Him.*
7. What does it mean to lean on something for repose? *To rest on something peacefully, without worry.*
8. What does God promise to a person (a soul) who rests on Him, peacefully? *He will never desert (abandon) to his foes (enemies).*
9. What does it mean for "hell to endeavor to shake" a soul? What does God promise when that happens to His people? *It means for Satan to bring lots of suffering upon them and try to get them to turn away from God. God promises to never forsake them. He will always be with them, always giving them strength to endure their sufferings, no matter how hard they are.*

Bible Truth Connection Question

1. How does this song relate to our Bible Truth: **God's People Suffer According to God's Good Plan?**

God's people may go through very hard, "fiery" trials, but they know that God is their firm foundation. They are "staid" on Jesus, trusting that He always be with them and only use their trials to "consume their dross"—make them holy—and bring glory to His name.

Story Connection

1. How does this song relate to today's story? *Ignatius and Polycarp leaned upon Jesus for repose (rest and strength to go through them) through their sufferings. The Lord did not forsake them but helped them to stand strong to the end. Polycarp's life really did end with a fiery trial.*

Bible Verse Connection Question

1. What does this hymn have to do with our Bible Verse: **Bible Verse: 1 Peter 1:6-7:** "...for a little while you may have suffered grief in all kinds of trials. These have come that your faith—which is of greater worth than gold which perishes though refined by fire—may be proved genuine and may result in praise, glory and honor when Jesus Christ is revealed."?

God's people praise God that He will use all their fiery trials to refine their faith. He will never desert them or forsake. Completely the opposite is true. He will always be with them, supplying them everything they need. He will use all their trials to bring praise, glory and honor when Jesus Christ is revealed.

Life Application Questions

1. How can God's people be affected by the message of this song? *They can praise God for promising to always protect them, and help them through even the worst of trials. They can ask Him to use their trials to make them holier and stronger in their faith.*

2. How can we become God's people? *By turning away from our sins and trusting in Jesus as our Savior.*

ACTS Questions

1. What is something we can praise God for from this hymn?

Praise God for being the God who never deserts His people.

2. What are sins we can confess to God from this hymn?

Confess that many times we do not lean on Jesus or trust Him to supply us what we need when we suffer. We grumble and complain instead. We need a Savior to save us from our sins!

3. What is something we can thank God for from this hymn?

We can thank God for using the trials of His people to refine their faith; and, for giving them everything they need to endure their trials.

4. What is something we can ask God for from this hymn?

That God would work in our hearts that we confess our sins, might turn from our sins and trust Jesus as our Savior. We can ask Him to supply us what we need to endure any trials we are going through. We can ask Him to help us to come to Him and depend upon Him as we go through them.

Gospel Question

1. Fiery trials are a part of everyone's life, but God's people take joy in God as they go through theirs? Why? What has God done for them? What is the gospel?

God is the good Creator and King of the world. He made people to worship Him and live by His good laws. But we are all sinners who've rebelled against Him. We all deserve death--God's just, eternal punishment for our sins. How terrible! But God has good news for us. In His great mercy, God sent His Son, Jesus to earth as a man to save sinners. He lived the perfect life that pleases God. (He's the only one who's ever done that!) He offered it up to God His Father as the perfect sacrifice for sins when He suffered and died on the cross. Then, on the third day, Jesus rose from the dead in victory. He had fully paid for the sins of God's people, so they wouldn't have to! Now all who turn away from their sins and trust in Jesus as their Savior will receive forgiveness of sins and eternal life with God. They will be His very own special people who will know Him and enjoy Him forever. We can be God's people, too, if we turn from our sins and trust in Jesus as our own Savior.

Song Game: Sign It, Say It, What Does It Mean?

Materials

Sign Language signs used in song, particularly choose words with important meanings you want the children to learn, such as “grace”, “redeem”, etc.

Bag or bowl

Preparing the Game

1. Cut out signs and put in bowl.

Playing the Game

1. Practice the song and signs until the children know them well. Then put all the signs we’ve learned in this bag/ bowl and mix them up.
2. Ask one of the children to choose a sign, but not show it to anyone...but you, if they need some help.
3. Ask the child to do the sign for the rest of the children and see if the other children can guess which one it is. Do the sign with the child, if desired.
4. When the children guess the sign, ask them the meaning of the word. If no one guesses the sign, put it back in the bowl to be picked again.
5. Choose another child to pick a new sign from the bag and continue.

NOTE: You might want to sing the song after you do each word or couple of words.

Game continues as number of questions, time, and attention span allow.

choose a FEW questions for discussion, then choose the game and/or music activity

Meditation Version: 1 Peter 1:6-7 NIV 1984

"...for a little while you may have suffered grief in all kinds of trials. These have come that your faith—which is of greater worth than gold which perishes though refined by fire—may be proved genuine and may result in praise, glory and honor when Jesus Christ is revealed."

Alternate Memory Version: 1 Peter 1:6,7 NIV 1984

"...you may have suffered grief in all kinds of trials. These have come that your faith...may be proved genuine and may result in praise, glory and honor when Jesus Christ is revealed."

Understanding the Bible Verse

1. What were these believers suffering? *Grief in all kinds of trials.*
2. What is grief? *Great sadness of heart caused by pain, loss of things or people that they love.*
3. What is a trial? *Hardships or troubles we go through.*
4. What are some trials that believers go through? *Sickness, sadness, loneliness, suffering for believing in Jesus, etc.*
5. Why do trials come to believers? *Believers, like all people are sinners, living in a world spoiled by sin, face trials. But God has planned for all of their trials to be used so that their faith in God may be proved genuine and may result in praise, glory and honor when Jesus Christ is revealed.*
6. What is their faith worth more than? Why? *Gold. Gold is worth a lot here on earth. It lasts better than most anything—even fire does not destroy it, but only burns out any impurities that are in it, making it worth even more. But, even gold will not last forever. Through faith in Jesus, we receive eternal life with God. That is something that will last forever and is even more wonderful than anything gold could give us.*
7. What does it mean for our faith to be proved genuine? *This is a phrase that gold workers use in Bible times. Gold is put in a very hot furnace to melt away anything that isn't gold from it and makes it completely pure. God uses suffering to make our faith in Him purer and stronger.*
8. What does it mean for Jesus Christ to be revealed? *We cannot see Jesus right now because He is in heaven. At the end of time, He will return and be revealed for all to see. He will make an end of all sin and rebellion and His people will glorify Him.*
9. What will God's people's sufferings result in when Jesus Christ is revealed? *Praise, glory and honor.*
10. Who will receive praise, glory and honor? *God and His people. His people will receive praise, glory and honor will for enduring suffering and for being made holier through them. Yet, not just them. For they will give God all the praise, glory and honor for they know that He perfectly chose their sufferings and gave them the strength to endure. He will always receive the greatest praise.*

Bible Truth Connection Question

1. What does this verse have to do with the **Bible Truth: God's People Suffer According to God's Good Plan?** *God's people know that God will use their sufferings to prove their faith genuine and result in praise, glory and honor because He is the one who perfectly planned their sufferings and gave them the strength to do this.*

Story Connection Questions

1. What does the verse have to do with our story? *Ignatius and Peter (who wrote the words of this Bible verse) were both given the chance to deny Jesus as Lord and save their lives, yet both of them refused to do so. Ignatius knew he would face death by lions and Polycarp, by fire, but the sufferings did not lead them to deny Jesus, but to make their faith—and the faith of the people in their churches—stronger.*

Life Application Questions

1. How can this verse be an encouragement to God's people today? *As they suffer all kinds of trials, they can remember that God promises to always be using them to refine their faith in God. This will be for their good and His glory.*
2. How can we become one of God's people? *By turning away from our sins and trusting in Jesus as our Savior.*

ACTS Questions

1. What is something we can praise God for from this Bible verse?

Praise God for being the perfect planner of His people's sufferings so that they will result in praise, glory and honor. He promises their sufferings will result in these good and great things.

2. What are sins we can confess to God from this Bible verse?

That many times we only grumble and complain about sufferings. We do not trust God or ask God to use them for our good and His glory.

3. What is something we can thank God for from this Bible verse?

We can thank God using the sufferings of His people to refine their faith..

4. What is something we can ask God for from this Bible verse?

We can ask God to work in our hearts that we would want to confess our sins, turn away from disobeying Him and trust in Jesus as our own Savior. We can ask Him to use all our sufferings to refine our faith in Him and that they would result in praise, glory and honor when Jesus Christ is revealed. We can ask Him to encourage God's people around the world in their sufferings, too.

The Gospel

1. What is the good news of Jesus that is the root of their faith that God promises to refine through trials? What is the gospel?

God is the good Creator and King of the world. He made people to worship Him and live by His good laws. But we are all sinners who have rebelled against Him. We all deserve death--God's just, eternal punishment for our sins. How terrible! But God has good news for us. In His great mercy, God sent His Son Jesus to earth to save sinners. Yes, Jesus, the perfect Son of God, left His home in heaven and became a man. He lived the perfect life that pleases God. (He's the only one who has ever done that!) He offered it up to God His Father as the perfect sacrifice for sins when He suffered and died on the cross. Then, on the third day, Jesus rose from the dead in victory. He had fully paid for the sins of God's people, so they wouldn't have to! Now all who turn away from their sins and trust in Jesus as their Savior will receive forgiveness of sins and eternal life with God. They will be His very own special people who will know Him and enjoy Him forever. We can be God's people, too, if we turn from our sins and trust in Jesus as our own Savior.

Game: Bowling Ball Verse

Materials

Bible verse written up in large print so that all can see
10 Plastic bowling pins or empty 2-Liter soda bottles
Playground or foam ball

Preparing the Game

None.

Learning the Verse

Some or all of your children may be non- or early readers. Teach the verse in sections, having them say it after you. Repeat a few times. Add clapping or other movement as they say it.

Directions

1. If desired, lead the children in a discussion of a **FEW** of the most important questions before beginning game.
2. Explain the game to them as follows:
Divide the children into two teams. Have everyone say the verse together. Explain to the children that they will take turns trying to knock down bowling pins. The bowler then will recite the verse. If he can do it alone, he gets as many points for his team and pins he knocked down. If he asks for the help of another team member, then their recitation of the verse is worth half the points. If they cannot recite it, someone from the other team can try for the half point value. If a child does not knock over any pins, he can still say the verse for 1 point. The team with the most points at end of play wins.

Game continues until all children get a chance to bowl, or as time and attention span allow.

Non-competitive Option

Don't split the children into teams. Give the group a target number of points to make. Challenge the children to see how few turns it will take to reach the target number of points. Let the children take turns bowling and knocking down pins. You can have them say the verse individually, with a partner, or with the whole group. Tally the number of points on a piece of paper. Continue until target number is reached. Repeat, seeing if they can do it in less turns the second time.

Optional **TAKING IT TO OTHERS** Activity: Quiz Questions

Have the children choose a few of the questions from the game to ask the parents/other children during **TAKING IT TO OTHERS** time. Help pre-readers by whispering the question in their ear and letting them ask it aloud to the parents/other children. Make sure you read the Bible verse aloud before you ask your questions.

Directions:

1. Write words to song in large print before class.
2. Play the song for the children, helping them follow along on the song sheet.
3. Discuss the song, using a few questions from the discussion sheet. *Don't use them all!*
4. Introduce sign language for key words of your choice from sign language sheet for your song. Use as few or as many as you think the children can learn.
5. Sing and sign the song. Sign language as well as large format lyrics and sheet music are found in the PFI Unit Songbook or online.
6. If desired, play the Song Game.

Optional TAKING IT TO OTHERS Activity: Presenting and Singing the Song

1. Sing and sign the song, encouraging the watching children/parents to join in.
2. Ask the class some of the questions listed below. The Bible Truth Connection Question is particularly good to help them understand how the verse ties in with the Bible Truth.

For a Little While

For a little while you may have suffered grief in all kinds of trials.
 These have come that your faith,
 May be proved genuine, be proved genuine.

Refrain:

Faith! Faith! Which is of greater worth than gold,
 Which perishes though refined by fire.
 Faith! Faith! Which is of greater worth than gold,
 Which perishes though refined by fire.

For a little while you may have had suffered grief in all kinds of trials.
 These have come that your faith,
 May result in praise, glory and honor. *Refrain*
 First Peter One, six through seven.

Listen to it on PFI ESV Songs 12, Track 43

Song Game: Pass the Secret Sign**Materials**

Sign Language signs used in song, particularly choose words with important meanings you want the children to learn, such as "grace", "redeem", etc.

Bag or bowl

Blindfold

Preparing the Game

1. Cut out signs and put in bowl.

Playing the Game

1. Practice the song and signs until the children know them well.
2. Have all the children stand in a tight circle, except one, "It" who will stand in the middle of the circle, blindfolded.
3. Have the children in the circle to put their hands behind their backs. Choose a sign from the bag and hand to a child in the circle, still keeping hands behind their backs, not looking at the sign.
4. When "It" says "Pass the Secret Sign", the children will begin to pass the sign around behind their backs.
5. When "It" says "Stop the Passing!" the child who has the sign freezes with the sign behind his back.
6. The child with the sign brings it around and looks at it. You can help the child practice the sign.
7. Then take the blindfold off of "It", watch the child with the card do the sign, then have "It" guess the name of the sign. (If desired, "It" can ask another child in the circle for help with their guess.)
8. The holder of the sign then becomes "It." Sing the song with all the signs, then repeat.

STORY REVIEW

Directions: Read and discuss Bible Truth, using a FEW of the questions. Play game. Feel free to modify the game to fit your children.

General Story Questions

1. What made life in Smyrna so hard for the Christians? *Citizens were required to confess Caesar as Lord each year. If they did not, they would not get a certificate of citizenship.*
2. What how were Christians persecuted if they did not have their certificate of citizenship? *They were kept from getting jobs and even buying food in the market.*
3. Who was Smyrna's pastor? *Polycarp.*
4. What was special about how Polycarp learned the stories and teachings of Jesus? *He learned them from the apostle John, himself.*
5. What did the Roman's call Polycarp? Why? *"The Destroyer of the Gods" because so many Romans turned to worship Jesus instead when they heard him preach.*
6. What did Polycarp help Christians from many places with? *Clearing up their confusion about what Jesus really taught.*
7. Why was Ignatius arrested? What was going to happen to him? *He would not confess Caesar as Lord and deny Jesus. He was to be thrown to the lions in Rome.*
8. Why did Polycarp do to encourage Ignatius? *Gather pastors together in Smyrna to encourage Ignatius and meet his needs as he stopped in Smyrna on his way to Rome.*
9. How did Ignatius react when thrown to the lions? *Fearlessly faced death.*
10. What did the governor want Polycarp to do to go free? *Deny Jesus and confess Caesar as Lord.*
11. What did Polycarp give as his reason for not denying Jesus? *He could not deny the King who had saved him.*
12. How did Polycarp die? *Fearlessly in a big bonfire.*

Bible Truth Connection Questions

1. What does this story have to do with our **Bible Truth: God's People Suffer According to God's Good Plan?** *God gave the Christians in Smyrna strength to faithfully endure persecution from the Romans. They counted it an honor to suffer for Him. Polycarp and Ignatius chose to suffer and die rather than deny their Lord. This would bring great glory, praise and honor to the Lord.*

Bible Verse Connection Question

1. What does the story have to do with our **Bible Verse: 1 Peter 1:6-7:** "...for a little while you may have suffered grief in all kinds of trials. These have come that your faith—which is of greater worth than gold which perishes though refined by fire—may be proved genuine and may result in praise, glory and honor when Jesus Christ is revealed."?

Polycarp, Ignatius and the other Christians suffered grief in all sorts of trials. God used those trials to refine their faith in Jesus, so that they would even be faithful to Him when facing death in a fire! They brought praise, glory and honor to God by never denying Jesus but loving Him to the very end of their lives!

Life Application Questions

1. How can thinking about Polycarp and Ignatius affect the lives of God's people? *They can be encouragement to them to know that if God gave Polycarp and Ignatius strength for their sufferings, He can also give God's people today what they need. They can pray God would work in their hearts that they would count it on honor to suffer for His name.*
2. How can we become God's people? *By turning from our sins and trusting in Jesus as our Savior.*

ACTS Questions

1. What is something we can praise God for being that we learned in our story? *Praise God for being the Sustainer of His people, even through the hardest trials.*
2. What is something we can confess as sin that we learned in our story? *Confess that sometimes we do not act like Ignatius or Polycarp at all when we are faced others being upset about the good news of Jesus. We would rather avoid standing up and telling others about Jesus than having them make fun of us, not like us or even hurting us because of our belief in Him. We need Jesus to save us from our sins!*
3. What is something we can thank God for that we learned in our story? *We can thank Jesus for enduring the worst suffering and grief of all in order to save His people from their sins.*
4. What is something we can ask God for that we learned in our story? *We can ask God to work in our hearts, helping us to confess our sins, turn away from them and trust Jesus as our own Savior. We can ask Him to give us courage to stand up for Him and tell others about Him, even when others might not like what we have to say.*

The Gospel

1. What was the good news of Jesus that Polycarp and Ignatius and the other Christians believed in and suffered for? What is the gospel?

God is the good Creator and King of the world. He made people to worship Him and live by His good laws. But we are all sinners who've rebelled against Him. We all deserve death--God's just, eternal punishment for our sins. How terrible! But God has good news for us. In His great mercy, God sent His Son, Jesus to earth as a man to save sinners. He lived the perfect life that pleases God. (He's the only one who's ever done that!) He offered it up to God His Father as the perfect sacrifice for sins when He suffered and died on the cross. Then, on the third day, Jesus rose from the dead in victory. He had fully paid for the sins of God's people, so they wouldn't have to! Now all who turn away from their sins and trust in Jesus as their Savior will receive forgiveness of sins and eternal life with God. They will be His very own special people who will know Him and enjoy Him forever. We can be God's people, too, if we turn from our sins and trust in Jesus as our own Savior.

Game: Egg Toss

Materials

3-5 Plastic Open-able Easter Egg of the same color s (that close well!) or balls of crumpled foil of the same size
Small piece of construction paper
Paper and Marker
Story Review Questions

Preparing the Game

1. Choose 20+ questions for your game from the Story Review Discussion Questions, or make up your own.
2. Put a small piece of construction paper in one of the eggs (or in one piece of crumpled foil, if using foil). The other eggs/foil balls remain empty.

Playing the Game

Have the children spread out randomly (or in a circle) at about arms' distance apart.. Have the children begin to toss an egg around between each other. When the leader says, "Freeze," the child with the egg opens it and reads the question to the group. If question is correctly answered, the egg is permanently retired. If the question is incorrectly answered, the egg goes back into the pile. The teacher (or the child who opened the egg) chooses another egg and play continues.

Game continues as number of questions, time, and attention span allow.

Optional TAKING IT TO OTHERS Activity: Quiz Questions

Have the children choose a few of the questions from the game to ask the parents/other children during TAKING IT TO OTHERS time. Help pre-readers by whispering the question in their ear and letting them ask it aloud to the parents/other children.

CASE REPLAY ACTIVITIES

Use this guide to review the Case Story and act it out for others to enjoy!

CASE REPLAY, JR: YOUNGEST CHILDREN

Description: The children will act out the story together, everyone doing the same action/sound effect at the same time. This activity is most suitable for kindergarteners.

Materials

The Case RePlay, Jr. script for younger children

Preparation

1. Read through the script and write in the blanks along the side possible actions/sound effects the children could do to act it out.

Instructions

1. Tell the children that they will be re-enacting the story together as you tell it.
2. As you read the script, lead the children in actions/sound effects to do with you.
3. If desired, you can read the script and stop at certain sentences and ask them what a good action/sound effect would be to act out what you just read.
4. Repeat the re-enactment one or two times more.

CASE REPLAY, SR: OLDER CHILDREN

Description: The children act out the story as a three-scene play. You will narrate it using the Case RePlay, Sr. script and they will act it out (no spoken words, for the most part), with each child assuming a different character's role. This activity is most suitable for first grade and up. You will review the story, then practice it a few times before performing it for others.

Materials

The Case RePlay, Sr. script
White board or other large format paper
Costumes and props

Preparation

1. Prepare for the play by choosing costumes and props for each character in the story. Decorate the area with any scenery props.
2. Write the words "Beginning," "Middle," "End" on a large piece of paper/whiteboard with plenty of space under each heading. You will use this paper to help the children think about the story as a three-scene play, as it is presented in the script.

Instructions

1. Tell the children that they will get to act out the story as a three-scene play, with a beginning, middle and end section. Tell them that before they can act it out, they need to think it out. as you narrate it with your script.
2. Take the children's answers as they recount the story, helping them put key incidents in the right order.
3. If desired, when they have filled in their Beginning, Middle, End, read through your whole (real) script, so they hear exactly what you will have them act out.
4. Then tell the children that it's time to practice acting out the story.
5. Assign parts to each child. If you are using costumes, do NOT give them out at this point. They will be a distraction.
6. Have all the children sit on the floor or in chairs on one side of the "stage," then call the characters up in place as their part in the story comes.
7. As you read the script, guide the children in where you want them to move or do to act it out.
8. After going through the whole script once, give out any costumes and props and act out the script once or twice more.

Optional TAKING IT TO OTHERS Activity: Re-enacting the Story

Read the script as the children act out together (younger) or assuming different roles (older) as the other children or the parents watch.

CASE REPLAY, JR--YOUNGER KIDS (KINDERGARTEN) P.2

"Welcome to our play! The name of our story is called: The Case of the Atheist Under Attack.

Our story takes place in Smyrna (modern day Izmir, Turkey) about one hundred years after Jesus died on the cross and rose from the dead.

And now we present: "The Case of the Atheist Under Attack."

Scene 1:

Actions:

Smyrna was the most beautiful city in the Roman province of Asia. Wealthy merchants lived in rich houses and the city had many beautiful buildings and temples. But life in Smyrna was very hard for Christians. Because they refused to worship the Roman gods or confess Caesar as Lord, they were called atheists. They couldn't get jobs or even buy food at the markets easily. They lost their rights as Roman citizens and were badly hurt. A young, godly man named Polycarp was the pastor of the church in Smyrna. He had been taught about Jesus from the apostle John, himself. Polycarp was a great teacher and preacher. He helped confused Christians from all over understand what Jesus taught. The Romans called him "The Destroyer of the Gods" because so many Romans turned from worshiping Roman gods to worship Jesus after hearing him preach.

Scene 2:

One day Polycarp heard that Ignatius, the old pastor in Antioch, had been arrested and sentenced to be thrown to lions in Rome for confessing Jesus not Caesar as Lord. Polycarp knew that the Romans soldiers in charge of Ignatius would travel through Smyrna on their way to Rome. He called together the pastors from other cities to come to Smyrna to encourage Ignatius and meet his needs when he came through. When Ignatius and the soldiers arrived in Smyrna, Polycarp and the pastors comfort him. Ignatius tells them he isn't afraid, but looks forward to getting to be with Jesus. He tells them to stay strong in suffering. In a few weeks, Polycarp hears that Ignatius died bravely. He never forgets Ignatius' courage.

Scene 3

Polycarp stays in Smyrna for sixty years and becomes an old man. Persecutions in Smyrna get worse. During a festival to Caesar, the crowds call for Polycarp to confess Caesar as Lord. They wait in the huge theatre/arena as soldiers search for Polycarp. Two of Polycarp's servant boys are forced into telling that the believers have hidden Polycarp in the haystack at a farm. The soldiers find Polycarp and bring him into the arena on a donkey. The governor tells Polycarp to put a pinch of incense on the altar and confess Caesar as Lord to save his life. Polycarp refuses to deny Jesus, his King who has loved him for eighty-seven years. The governor threatens to throw him to lions or face death by fire. Polycarp warns the governor of the fires of hell that are even worse. The governor declares Polycarp a Christian and must die by fire. The people rush to gather wood for the bonfire. Polycarp prays, the fire is lit and he dies in the flames.

Bible Truth Tie-In:

The Bible Truth we are learning is: **God's People Suffer According to God's Good Plan.** Ignatius and Polycarp endured their suffering as an honor. They showed them that the Lord truly did give strength to endure even these kinds of terrible trials.

CASE REPLAY, SR--OLDER KIDS (1ST GRADE AND UP) P.3

Welcome to our play! The name of our story is called: The Case of the Atheist Under Attack.

Our story takes place in Smyrna (modern day Izmir, Turkey) about one hundred years after Jesus died on the cross and rose from the dead.

The characters in our story are: Merchants, Caesar, People of Smyrna, Smyrna Christians, Polycarp, Apostle John, Other Pastors, Ignatius, Roman Soldiers, People of Rome, Governor of Smyrna.

And now we present: "The Case of the Atheist Under Attack."

Scene 1: (Beginning)

Smyrna was the most beautiful city in the Roman province of Asia. Wealthy merchants lived in rich houses and the city had many beautiful buildings and temples. But life in Smyrna was very hard for Christians. Because they refused to worship the Roman gods or confess Caesar as Lord, they were called atheists. They couldn't get jobs or even buy food at the markets easily. They lost their rights as Roman citizens and were badly hurt. A young, godly man named Polycarp was the pastor of the church in Smyrna. He had been taught about Jesus from the apostle John, himself. Polycarp was a great teacher and preacher. He helped confused Christians from all over understand what Jesus taught. The Romans called him "The Destroyer of the Gods" because so many Romans turned from worshipping Roman gods to worship Jesus after hearing him preach.

Scene 2: (Middle)

One day Polycarp heard that Ignatius, the old pastor in Antioch, had been arrested and sentenced to be thrown to lions in Rome for confessing Jesus not Caesar as Lord. Polycarp knew that the Romans soldiers in charge of Ignatius would travel through Smyrna on their way to Rome. He called together the pastors from other cities to come to Smyrna to encourage Ignatius and meet his needs when he came through. When Ignatius and the soldiers arrived in Smyrna, Polycarp and the pastors comfort him. Ignatius tells them he isn't afraid, but looks forward to getting to be with Jesus. He tells them to stay strong in suffering. In a few weeks, Polycarp hears that Ignatius died bravely. He never forgets Ignatius' courage.

Scene 3: (End)

Polycarp stays in Smyrna for sixty years and becomes an old man. Persecutions in Smyrna get worse. During a festival to Caesar, the crowds call for Polycarp to confess Caesar as Lord. They wait in the huge theatre/arena as soldiers search for Polycarp. Two of Polycarp's servant boys are forced into telling that the believers have hidden Polycarp in the haystack at a farm. The soldiers find Polycarp and bring him into the arena on a donkey. The governor tells Polycarp to put a pinch of incense on the altar and confess Caesar as Lord to save his life. Polycarp refuses to deny Jesus, his King who has loved him for eighty-seven years. The governor threatens to throw him to lions or face death by fire. Polycarp warns the governor of the fires of hell that are even worse. The governor declares Polycarp a Christian and must die by fire. The people rush to gather wood for the bonfire. Polycarp prays, the fire is lit and he dies in the flames.

Bible Truth Tie-In:

The Bible Truth we are learning is: **God's People Suffer According to God's Good Plan.** Ignatius and Polycarp endured their suffering as an honor. They showed them that the Lord truly did give strength to endure even these kinds of terrible trials.

Bible Truth Tie-In:

The Bible Truth we are learning is: **God's People Suffer According to God's Good Plan.** The Streetlayer cried out

A Pinch of Incense on a Roman Altar to Caesar

Description

The children will make a model of the Roman governor of Smyrna and a stone altar with incense on it, using salt dough, spices and a few decorating supplies.

Materials

- 1 ½ -2 cups of salt dough per craft (see recipe below)
- Various implements to decorate with, such as garlic presses, toothpicks, and forks
- Ground cloves, ginger and cinnamon
- 1/3 green or gold pipe cleaner per craft
- 1 white tissue per craft
- Jiggly eyes, if desired
- Pieces of Cereal box or poster board

Preparing the Craft

1. Mix up the salt dough and put in an airtight container until ready to use.
2. Set out “carving implements”
3. Set out the spices in small bowls.
4. Cut the pipe cleaners into thirds.
5. Make a sample for the children to see.

Salt Dough Recipe

2 cups all-purpose flour, 1 cup salt, 1 cup cold water

1. Mix together flour and salt. Gradually add the water. Mix, then knead until well blended.

Making the Craft

1. Show children your sample.
2. Have the children shape about ½ cup of their dough into a simple rectangular altar shape and add designs on it with the implements. The garlic press makes wonderful strands, while the toothpicks and forks can be used to carve designs. They can carve the name “Caesar” into it, if they want.
3. Let the children add to the top of their altar a combination of the spices. This is a great time to talk about how meaningless sprinkling spices (incense) on an altar must have seemed, yet how it stood for so much that Polycarp would rather die rather do it.
4. Have them take the rest of their salt dough and shape it into a simple “governor” man. Again, they can use the garlic press to make hair for him.
5. Twist the pipe cleaner into a laurel (a circlet) and put it on the governor’s head.
6. Bunch up the ends of the white tissue, bring them together and then tape them together. This makes a simple toga to slip over the head of the governor and let drape diagonally from one shoulder across to his opposite thigh or so.
7. Insert jiggly eyes into his head, if desired.
8. Have the children set their governor and altar onto a suitable sized piece of cereal box/poster board. (If you use white poster board, the children could also decorate it in a mock mosaic pattern with markers, as was common on the floors of important Roman buildings and places.)

Making a Bible Truth Connection

Once the children have settled into their craft, use the Bible Truth- Craft Connection Sheet to lead discussion about the craft. Note that most of these questions echo the questions on the case board, providing a review of what the children learned earlier.

Optional **TAKING IT TO OTHERS** Activity: Craft Presentation

If you are presenting the craft to other children or parents the children can hold up their crafts (or your model craft) and read their Bible Truth Connection answers to explain the importance of the craft.

CASE CRAFT**Discussion Guide****Instructions:**

As the children are settled into making their craft, ask them these questions to help them understand the craft's significance. Use the answers provided to guide the children's answers.

Discussion Questions

1. Where did our story take place?

In Smyrna.

2. Who was Polycarp told to offer a pinch of incense to?

The Roman King, Caesar.

3. Why did Polycarp refuse to do this?

By doing that, he would be saying that Caesar was his God and Lord. He would be denying Jesus.

4. What is Bible Truth that we are learning?

God's People Suffer According to God's Good Plan.

5. What does our craft have to do with our Bible Truth?

God gave Polycarp the faith and strength to keep worshiping Him and to face death bravely because God always helps His people through the suffering He allows in their lives as part of His good and perfect plan.

6. What can our craft help us remember?

No matter how much God's people suffer, they can always trust that God is able to sustain them through them. He will always use their trials for their good and His glory.

TAKING IT TO OTHERS**Craft Presentation****Instructions:**

Have children hold up your model craft/their crafts. Choose five children (or you say) the five sections below to explain the craft's importance.

Presentation:

1. Our craft is: A Pinch of Incense on a Roman Altar.

2. In Smyrna, Polycarp chose to die rather than offer a pinch of incense on a Roman altar to Caesar because he refused to deny Jesus as his Savior and Lord.

3. Our Bible Truth is: God's People Suffer According to God's Good Plan.

4. God gave Polycarp the faith and strength to keep worshiping Him and to face death bravely because God always helps His people through the suffering He allows in their lives as part of His good and perfect plan.

5. Our craft can help us remember that no matter how much God's people suffer, they can always trust that God is able to sustain them through them. He will always use their trials for their good and His glory.

Note: Even non-readers can participate in presenting the craft, if you will whisper what they are to say in their ear and let them say it aloud for the others to hear.

BEFORE CLASS:**1. PICK YOUR PERSON**

VIPPs can be anyone in your church! Typically, they fall into 6 categories: Church staff, Elders, Deacons/deaconesses, Special Volunteers (people who aren't paid, but spend a lot of time helping out in particular ways), Supported Workers (aka missionaries), and Church Members.

2. GATHER YOUR FACTS

Use the VIPP Information Sheet to write down the facts about your VIPP. The information on this worksheet is used in the VIPP activities, listed in the "Choose an Activity" section below.

DURING THE ACTIVITY:**1. INTRODUCE YOUR VIPP**

Introduce your VIPP to the children, using the VIPP Information Sheet. Fill in a set of VIPP Clue Cards with the information for your VIPP. If desired, you can even have the actual person come into class for the children to meet.

Need help describing what someone does for the church in a kid-friendly way? Check out the list of common VIPPs on the Praise Factory website in the PFI resources. There are lots of kid-friendly descriptions for common VIPP's, such as pastors, elders, deacons and a lot more.

2. PRAY!

Lead the children in praying for the VIPP. Ask the children if they would like to pray for one of the VIPPs prayer requests. Even non-readers can pray for the VIPP if you whisper the prayer request in their ear, then let them say it aloud. Never force a child to pray!

3. CHOOSE AN ACTIVITY

There are two activities you can use to help the children learn about the VIPP:

VIPP Clue Cards: These are nine coloring sheets in which children fill in the nine things they learn about the VIPP from the VIPP Information Sheet. Photocopy a set of each child. Use as few or as many of these Clue Cards as you desire. They are found in the back of this book.

VIPP Game: This is a game that uses a set of Clue Cards for one or two VIPPs.

Choose a VIPP and fill in his/her information on the VIPP Information Sheet. Fill in a set of VIPP Clue Cards with the information for your VIPP. Tell the children about the VIPP, having them fill in the VIPP Clue Cards with the key facts as they learn them. Write any words the children need to write on a white-board or other piece of paper so they can see how to spell them. Help younger children write these words on their clue cards. Ideas for how to tell the children about many common VIPPs are listed at praisefactory.org with the resources for this Bible Truth.

Optional TAKING IT TO OTHERS Activity: Introduce and Pray for the VIPP

If you are presenting the VIPP to other children or parents you can assign children to hold up the 10 clue cards and say what each card tells about the VIPP. (Or, you can have the children hold them up as you tell what each one means.) Then lead the children in praying for the VIPP.

Game: Over, Under and Throw

Materials

Information Sheet for one VIPP

2 Set of Clue Cards

8 8.5" x 11" Manilla Envelopes

Nerf Ball or other soft ball for indoor use

Box or basket big enough for the envelopes to fit in and the ball to land in.

Preparing the Game

1. Fill in one set of clue sheets for the VIPP you are using.
2. Tape the other (blank) set of Clue Cards to the outside of the manilla envelopes.
3. Put the filled-in clue cards in the corresponding envelope.
4. Put all the Clue Cards envelopes in a bag, except for the ones with the names and pictures of the VIPPs.
5. Place the envelopes in the basket, a good shooting distance from where the child at the head of the line will stand.

Playing the Game

Reveal: Tell the children about the VIPP, showing them your filled-in clue cards as you tell about them.

Review: Have the children line up, all facing forward. Give the ball to the last child in line. At your signal, have them pass the ball to the next child with an overhead pass; then that child passes the ball through the legs of the next child, etc. until the ball reaches the first child. The first child in line then tries to make a basket. If he succeeds, he gets to go up and pick out an envelope to open. The teacher (or the child) tells the Clue Card category. The other children try to remember what the VIPP's answer was. Open it up and see if they got it right. If they did, the Clue Card is retired. If not, it can be added back with the Clue Cards in the basket. Game continues until all the envelopes have been retired or as time or attention span allows.

VIPP INFORMATION SHEET

VIPP NAME:

WHAT VIPP LOOKS LIKE

Man or Woman? _____

Hair color? _____

Eye color? _____

FAVORITE ANIMAL

FAVORITE FOOD

FAVORITE FREE TIME ACTIVITY

WHAT VIPP DOES DURING WEEK

VIPP GROUP OF SERVICE:

Church Member

Deacon

Elder

Church Staff

Special Volunteer

Supported Worker
(Missionary)

3 WAYS VIPP SERVES CHURCH

3 WAYS TO PRAY FOR THE VIPP

BIBLE TRUTH 12, LESSON 3: PLANNER/OVERVIEW

GETTING STARTED: Welcome and Opening Songs (*introduce unit and get kids moving with these songs*)

Welcome to Praise Factory: PFI: Praise Factory Investigators Theme Song *PFI ESV Songs 12, Track 1*

Rules to Help Us Worship God and Love One Another: WoGoLOA Classroom Rules Song
PFI ESV Songs 12, Track 2

Big Question Under Investigation: Big Question 12 Songs *PFI ESV Songs 12, Tracks 3,4*

Big Question Bible Verse: Ephesians 5:1-2 Song: *PFI ESV Songs 12, Track 5*
Extra Bible Verse Song: Let Everyone Who Names the Name: 2 Timothy 2:19,22, ESV PFI ESV Songs 12, Track 6

DIGGING DEEP DOWN: Key Concept and Story (*introduce the Bible Truth and tell the related story*)

Bible Truth 12: God's People Suffer According to God's Good Plan

Bible Truth Hymn: How Firm a Foundation, vs. 3,4 *PFI ESV Songs 12 Tracks 41,42*

Bible Verse: 1 Peter 1:6-7

Bible Verse Song: For a Little While: 1 Peter 1:6-7 *PFI ESV Songs 12, Track 43*
Extra Bible Verse Song: If God Is for Us: Romans 8:31,32,35, 38-39 PFI ESV Songs 12 Track 44
Extra Bible Verse Song: Who Shall Separate Us? Romans 8:31,32,35, 38-39 PFI ESV Songs 12 Track 45

Lesson 3 New Testament Story: The Case of the Suffering Speaker *Acts 9,18, 2 Corinthians 11:16-33*

TAKING ACTION: Response Activities (*choose from among these activities*)

Snack and Discussion Planner: Scales on Saul's Eyes

ACTS Prayer: Prayer Sheet

Bible Truth Review: Discussion Questions and Game: Beanbag Grand March

Bible Truth Hymn: How Firm a Foundation, vs. 3,4 *PFI ESV Songs 12 Tracks 41,42*
Song, Sign Language and Song Game: Mimic Me! **PFI ESV SONGS 12 BOOK or ONLINE**

Bible Verse Review: 1 Peter 1:6-7 Discussion Sheet and Game: Which Way Did It Go?
Bible Verse Song: For a Little While: 1 Peter 1:6-7 *PFI ESV Songs 12, Track 43*
Song, Sign Language and Song Game: Word Take Away **PFI ESV SONGS 12 BOOK or ONLINE**

Story Review: Discussion Questions and Game: Forceball

Case Replay, Jr: Drama Activity for Youngest Children (children do same story actions together)

Case Replay, Sr: Drama Activity for Most Children (children re-tell story with individual parts)

Craft: Paul's Enemies

VIPP (Very Important Prayer Person) Prayer Time: Coloring Sheets (back of book), Game: Stop & Go

TAKING IT HOME: Take Home Sheet for Review and Family Devotions

PFI Pronto: Bible Truth 12, Lesson 3 **PFI ESV PRONTOS 12 BOOK or ONLINE**

The Case of the Suffering Speaker Acts 9,18, 2 Corinthians 11:16-33

by Connie Dever

Our story is: The Case of the Suffering Speaker.**As you listen to the story, see if you can figure out:**

- 1. Who was the Suffering Speaker? What did he speak about and why did he suffer for it?**
- 2. What helped him endure his sufferings?**

This story takes place in New Testament times, in the days after Jesus died on the cross and rose from the dead.

Like a great, stone oasis, the towering walls of Damascus rose out of the dry, Syrian desert. As the only source of freshwater for miles around, Damascus was a welcome stop for merchants with their heavy-laden camel caravans on the way along the great trade break that stretched from Babylon in the East, down through Jerusalem, and then all the way to Egypt. Each day, hundreds streamed into the city gates seeking to be refreshed, to sell their goods, and to exchange news from abroad.

These days, much of the gossip from Jerusalem had to do with Saul, a young, extremely eager Jew who was trying to rid the city of all Christians. He was hunting them down, throwing them into jail, and even helping to have them killed. And now it seemed that Saul was expanding his hunt to cities outside of Jerusalem, as was now on his way to Damascus to arrest the Christians there.

You can imagine the shock and fear of one Damascus Christian named Ananias when the Lord Jesus called him in a vision, saying, "Ananias!"

"Yes, Lord," he answered.

"Go to Judas' house on Straight Street and ask for a man from Tarsus named Paul, for he is praying," the Lord told him. "In a vision, he has seen a man named Ananias come and place his hands on him to restore his sight."

"Lord," Ananias answered, "I have heard about this man and all the harm he's done to your people in Jerusalem. The chief priests have sent him here to arrest your people here in Damascus."

But the Lord said to Ananias, "Go!" I have chosen this man to declare my name to the Gentiles and their kings as well as to the people of Israel. I will show him how much he must suffer for my name."

"Could it really be," thought Ananias, "that this hater and killer of Christians might now have become a believer, himself? Will he who has caused so many believers to suffer and die will now also suffer greatly so that Jews, Gentiles and even their kings might hear and believe in Jesus, too?" It was almost more than Ananias could believe. He certainly hoped it was true. If it wasn't, Ananias was walking straight into the hands of one of a man Who would happily have him arrested, sent to prison, and even killed. But Ananias trusted in the Lord. He knew whatever the Lord would have him do—even suffer—it would be part of his perfect plan. It would be for his good and God's glory. So Ananias obeyed the Lord and headed down the dark, narrow passage called Straight Street to find Paul.

But it was all true! Ananias placed his hands on Paul and said, "The Lord Jesus has sent me so that you may see again and be filled with the Holy Spirit." Immediately, something like scales fell off of Saul's eyes, and he could see again. He got up and was baptized.

Had once Paul began to preach in the synagogues that Jesus is the Son of God. He out-argued even the wisest Jews living in Damascus, proving the Jesus is the Christ. Everyone who heard him was shocked, Isn't this the man who caused so much trouble in Jerusalem? Hasn't he come here to take the Christians back to the chief priests as prisoners?" they asked each other.

The Lord was quickly fulfilling His promise to use Paul to powerfully spread the gospel of Jesus to Jews and Gentiles; but, the troubles He promised were quick to come, too. "Paul must be killed!" The Jews decided. They got the governor of Damascus to help them, too. "Search the whole city for Paul. Shut the city gates," the

Story-telling Tips

Ahead of time:

1. Read the Bible verses and story. Pray!
2. Create story cue cards on index cards (or highlight text).
3. Practice telling story dramatically, timing your presentation. Shorten, if necessary to fit your allotted time.
4. Decorate area with story props that help bring your story alive.

During your presentation:

1. Maintain as much eye contact as possible as you tell the story. Point to/use props at important points in the story. Include the kids in your story with a few questions about what they think will happen or words/concepts that might be new to them.
2. Watch the kids for signs that their attention span has been reached. Shorten, if necessary.

governor demanded. "Find this troublemaker and bring him to me."

But Paul was never to be found. The Lord protected him. The believers put him in a large basket, lowered him with ropes through a window in the wall, and Paul escaped. Paul was to suffer for the Lord, but only as He had planned for Paul's good and God's glory. Being caught by enemies in Damascus was not part of His plan. The Lord enabled Paul to slip out of their grasp.

Damascus was only a beginning of what the Lord had planned for Paul. Paul traveled many hundreds of miles by foot and by boat, telling both Jews and Gentiles about Jesus. Many heard the good news and believed; but even more were angered by Paul's preaching and tried to kill him. And oh, how Paul suffered, just as Jesus had said! Jews hated him for proclaiming Jesus as the Messiah, the Savior, the Son of God. Five times they caught him and gave him forty lashes minus one with a whip—just one lash short of the number that would kill a man. The Romans hated him for stirring up trouble and turning people from worshipping the Roman gods. Three times he was beaten with rods, once he was stoned. Many times he was chained and thrown into jail by them. Three times he was shipwrecked, and once even spent a night and a day in the open sea. Constantly he was being hunted down by enemies. Many times he was hungry and thirsty, cold and even naked! In the city, in the country, from the Jews, from the Romans, Paul suffered and faced death over and over.

There always seemed to be someone who hated Paul. Did this make him give up and stop telling others about Jesus? No, it did not. No matter who hurt him or how he suffered, Paul rejoiced. He thought about how Jesus had suffered and died to save him and he was honored that the Lord had chosen him to suffer for His sake. He was grateful that the Lord had promised to use his sufferings to grow his trust and obedience to Him. He knew that no matter how terrible were his sufferings, the Lord was in control. He would give him strength to endure them; and in the end, all these sufferings would result in praise, glory and honor when Jesus came back. Believing, suffering, living, dying, whatever the Lord would have him do, it would be part of His perfect plan that would both be for his good and to God's glory.

These sufferings only strengthened Paul's faith and made him want to trust and obey God more.

But the same God who planned so much suffering to be part of Paul's life, also protected him from much suffering, too. When Paul went to preach about Jesus in the city of Corinth, he stirred up many Jews and Greeks with his message. The Jews didn't LIKE that Paul called Jesus the Messiah. But they HATED that he took this message to the Greek (non-Jewish) Corinthians. The Greeks weren't happy with Paul, either. Many stopped worshipping the Greek gods, Apollo and Aphrodite and turned to follow Jesus, instead. Both Jews and Greeks began to grumble and plot how they could get rid of this trouble-maker. Paul began to fear that soon he would once be suffering at the hands of these angry Corinthians. It was tempting to stop preaching before something terrible happened to him again.

One night, the Lord spoke to Paul in a vision, "Don't be afraid. Don't stop sharing the gospel! I am with you! No one is going to harm you, because I have many people in this city. I will protect you and make sure they all hear the gospel and are saved."

And so it was, Paul stayed in Corinth another year and a half. And, while both Jews and Greeks tried to hurt him, the Lord allowed no suffering to come to Paul. None at all!

Cracking the Case:

It's time to answer our Case Questions.

1. Who was the Suffering Speaker? What did he speak about and why did he suffer for it? Paul. He spoke the gospel of Jesus to both Jews and Gentiles. He suffered at the hands of many who wanted him to stop sharing that message.

2. What helped him endure his sufferings? He knew that his suffering would only be according to what God had chosen for his good and God's glory. He counted it an honor to suffer for Jesus, the one who died to save him.

Something For You and Me**Our Bible Truth is:****God's People Suffer According to God's Good Plan****Our Bible Verse is: 1 Peter 1:6-7 NIV 1984**

"...for a little while you may have suffered grief in all kinds of trials. These have come that your faith—which is of greater worth than gold which perishes though refined by fire—may be proved genuine and may result in praise, glory and honor when Jesus Christ is revealed."

What about you and me? Does it sound scary to think that God's people will suffer? It's not surprising, if it does.

No one likes to suffer! But isn't it wonderful to know that in heaven, there will be no more suffering for God's people? And, that here on earth, they will only suffer in ways that their good God, who loves them so much, has chosen for them. He will always be with them, giving them the strength they need to endure their sufferings. And, He will use them all to bring both Him and them praise, glory and honor when Jesus comes back!

Let's praise God, the Perfect Planner of all His people's sufferings. Let's ask Him to help us to turn away from our sins and trust in Jesus as our Savior. Let's ask Him to make us-- like Paul—to be people who love Him and are honored to suffer for His name.

Close in prayer.

Closing ACTS Prayer

A God, we praise You for being the Perfect Planner of all Your people's sufferings. Nothing will happen to them except what You have carefully chosen to be for their good and Your glory.

C God, we confess that many times we don't trust Your choice of sufferings. We don't want any at all, even if they are for our good and Your glory. Please forgive us.

T God, we thank You for sustaining Your people through all their sufferings. Thank You for not wasting a single one of them. Thank You for putting loving, wise limits on everything they go through.

S God, work in our hearts! Help us turn away from our sins and trust in Jesus as our Savior. Make us people who love You more and are honored to suffer for Your name. Use all our sufferings to make us more like Jesus and to honor Your name.

Special Words

Oasis: A green place in the desert where water is found.

Vision: A special dream mentioned in the Bible in which God speaks to a person.

Synagogue: A local gathering place where Jews and others gathered to worship the Lord and listen to preaching from the Bible.

Repent: To desire to stop doing something and turn away from continuing to do it. God calls us to repent of our sins.

Apollo: Greek god of music, healing and prophecy.

Aphrodite: Greek goddess of love.

ACTS PRAYER ACTIVITY

Use this sheet to write down your ACTS Prayer

Instructions:

Use this sheet to help the children apply the Bible Truth into a prayer. You can use the ACTS provided or even better, have the kids think of their own applications. Also have the children add their personal requests to the prayer, too. Lead the children in the prayer or let them pray sections, with your help. Never force a child to pray! Non-readers can participate by you whispering a section of the prayer into their ear and allowing them to pray it aloud for the group.

ADORATION:

God, we praise You for being the perfect Planner of Your people's sufferings, according to Your good plans.

God, we praise You for being.....

Add your own Adorations:

CONFESSION:

We confess that many times we complain when we suffer instead of turning to You and trusting in You and Your good plans. We need a Savior to save us from our sins.

God, we have sinned against You....

Add your own Confessions:

THANKSGIVING:

Thank You, God, for always giving Your people the strength to endure the sufferings You has planned for them. Thank You for Jesus, who suffered for Your people's sins so they wouldn't have to.

God, we thank You for...

Add your own Thanksgivings:

SUPPLICATION:

God, work in our hearts. Help us to turn away from our sins and trust in Jesus as our own Savior. Use our sufferings to strengthen our faith, love and dependence on You; and to result in the most praise, glory and honor for You that is possible.

God, we need Your help...

Add your own Supplication:

SNEAKY SNACK

Can you figure out how this snack ties in with our case?

Snack: Scales on Saul's Eyes

Cut two slices of cucumber as eyes. Place a round slice from a carrot to be the pupil of each eye. Add another piece of carrot between the two eyes to be the nose. (Baby carrots work great for the nose, especially if you chop it down to about an 1" or 1.5".) Place a round cracker on top of each "eye." Sprinkle some shredded cheese in an arc above the eyes to be hair.

This is only a suggestion. Feel free to modify. Be mindful of allergy issues among your children!

Case Tie-in: Saul had been a hater and killer of Christians until the day the Lord appeared to him on his way to Damascus. Saul was struck suddenly with blindness and taken into the city. There, he prayed, repented of his sins and trusted in Jesus as his Savior. But when Ananias prayed for Saul, the Lord restored Saul's sight and something like scales fell off of his eyes. Saul got up and began to share the good news of Jesus straight away. He would keep on doing this, no matter how much he suffered, until the day he died. How he loved Jesus and was so grateful that He had saved him! It was an honor to suffer for His name!

SOUL FOOD

Food for thought during snack time

1. What does the snack have to do with the story?

Choose a few questions from the other activity discussion sheets to talk about during this snack time.

2.

3.

4.

5.

6.

7.

Directions: Read and discuss Bible Truth, using a FEW of the questions. Play game. Feel free to modify the game to fit your children.

God's People Suffer According to God's Good Plan.

God has promised His people that though they will suffer in many ways here on earth, they will only suffer according to His good and perfect plan. God promises to only use their sufferings to do good to them and bring glory to His name. He will use their sufferings to make them holy and to strengthen their faith, their love and their dependence on Him. God's people don't like to suffer, but they trust in God's good purposes in allowing them to suffer and in His promise to use it for their good and His glory. They know that God's Holy Spirit will always give them the strength they need to endure the suffering He allows. God's people count it an honor to suffer for Jesus, the One who suffered most of all, when He took the punishment for their sins upon the cross. But, they also look forward with great excitement to the day when they will live with God and their sufferings and sadnesses will be gone forever.

Understanding the Bible Truth

1. When will God's people suffer? *Here on earth.*
2. How will they suffer? *In many ways, but only according to His plan.*
3. What will He use their sufferings to do in them? *To strengthen their faith, love and dependence upon Him; to make them holy.*
4. What will God always, only use His people's sufferings to do? *To do good to them and to bring glory to His name.*
5. Do God's people like suffering? *No.*
6. What will God give His people by His Holy Spirit? *The strength they need to endure all the sufferings He has chosen to allow in their lives.*
7. What do God's people want even more than not to suffer? *To see their sufferings strengthen their faith and for them to result in praise, glory and honor.*
8. What will their sufferings result in when Jesus comes back? *Praise, glory and honor.*
9. Why do God's people think it is an honor to suffer for God? *Because of how He sent His Son to suffer and die for them.*
10. What do God's people look forward to? *The day when they will live with God and their sufferings and sadnesses will be gone forever.*

Story Connection Questions

How does the case story point to the **Bible Truth: God's People Suffer According to God's Good Plan:**

1. How could the Lord tell Ananias about Paul's sufferings before they happened? *Because God was in control of all of Paul's sufferings, just like He is in control of everything else. He knew exactly what He had planned for Paul to suffer and what He did not.*
2. Why did Paul stay in Corinth without fear of suffering? *The Lord gave him His promise and Paul knew the Lord was in control of all his sufferings.*

Bible Verse Connection Question

1. What does our Bible Truth have to do with our **Bible Verse: 1 Peter 1:6-7:** "...for a little while you may have suffered grief in all kinds of trials. These have come that your faith—which is of greater worth than gold which perishes though refined by fire—may be proved genuine and may result in praise, glory and honor when Jesus Christ is revealed."

God's people know that God will use their sufferings to prove their faith genuine and result in praise, glory and honor because He is the one who perfectly planned their sufferings and gave them the strength to do this.

Life Application Questions

1. How can knowing about God being the perfect planner of their sufferings help God's people?
They can be encouraged in the middle of suffering that God will give them strength to endure through it; and they can know that God is only using their sufferings for their good and His glory.
2. How can we become God's people? *By turning away from our sins and trusting in Jesus as our Savior.*

BIBLE TRUTH 12 REVIEW

ACTS Questions

1. What is something we can praise God for because of this Bible Truth?

Praise God for being the perfect Planner of His people's sufferings.

2. What are sins we can confess to God because of this Bible Truth? *Confess how many times we complain when we suffer instead of turning to God and trusting in Him .*

3. What is something we can thank God for because of this Bible Truth?

Thank God for always giving His people the strength to endure the sufferings He has planned for them.

4. What is something we can ask God for because of this Bible Truth?

Ask God to work in our hearts, helping us to turn away from our sins and trust in Jesus as our own Savior. Ask God to use our sufferings to strengthen our faith, love and dependence on Him; and to result in the most praise, glory and honor for Him that is possible.

The Gospel

1. Suffering came to the world through sin, yet God has shown mercy to sinners. What has God done to bring an end to sin, death and the sufferings of His people? What is the gospel?

God is the good Creator and King of the world. He made people to worship Him and live by His good laws. But we are all sinners who've rebelled against Him. We all deserve death--God's just, eternal punishment for our sins. How terrible! But God has good news for us. In His great mercy, God sent His Son, Jesus to earth as a man to save sinners. He lived the perfect life that pleases God. (He's the only one who's ever done that!) He offered it up to God His Father as the perfect sacrifice for sins when He suffered and died on the cross. Then, on the third day, Jesus rose from the dead in victory. He had fully paid for the sins of God's people, so they wouldn't have to! Now all who turn away from their sins and trust in Jesus as their Savior will receive forgiveness of sins and eternal life with God. They will be His very own special people who will know Him and enjoy Him forever. We can be God's people, too, if we turn from our sins and trust in Jesus as our own Savior.

Game: Beanbag Grand March

Materials

Small bowl or bag
1 Bean Bag per child
CD and CD player
Bible Truth Questions

Preparing the Game

1. Choose 20+ questions for your game from the Bible Truth Discussion Questions, or make up your own.
2. Write the Bible Truth questions on small thin strips of paper (or make a photocopy of the Bible Truth Discussion Questions and simply cut them into strips) and put them in the bag/bowl.

Playing the Game

Have the children form partners, then form a big double circle. Give each child a bean bag. Have them balance them on their heads. Tell the children that you will start the music and tell the children to move however you command them to move, such as march, walk, skip, tip toes, big knee bends, pat head, fly like a bird, etc. (BUT NOT RUN!!!) and try not to let their bean bag fall off their heads. When/if the bean bag falls off, a team is to sit down. When the music stops, all of the seated children are asked a question. If they get the right answer, then everyone is released to the march again. If not, then they must wait until the next time a question is asked and answered correctly.

Game continues as number of questions, time, and attention span allow.

NOTE: Have the children who are "out" help make up actions for the other children to do, put them in charge of the music, etc. along with you. This will keep them happily occupied as they continue.

Non-competitive Option

Let all the children whose beanbag fell join back into the march, even if the class misses the question. Add the missed question back into the bag for further review.

Optional TAKING IT TO OTHERS Activity: Quiz Questions

Have the children choose a few of the questions from the game to ask the parents/other children during TAKING IT TO OTHERS time. Help pre-readers by whispering the question in their ear and letting them ask it aloud to the parents/other children. Make sure you read the Bible verse aloud before you ask your questions.

Directions:

1. Write words to song in large print before class.
2. Play the song for the children, helping them follow along on the song sheet.
3. Discuss the song, using a few questions from the discussion sheet. *Don't use them all!*
4. Introduce sign language for key words of your choice from sign language sheet for your song. Use as few or as many as you think the children can learn.
5. Sing and sign the song. Sign language as well as large format lyrics and sheet music are found in the PFI Unit Songbook or online.
6. If desired, play the Song Game.

Optional TAKING IT TO OTHERS Activity: Presenting and Singing the Song

1. Sing and sign the song, encouraging the watching children/parents to join in.
2. Ask the class some of the questions listed below. The Bible Truth Connection Question is particularly good to help them understand how the song ties in with the Bible Truth.

How Firm a Foundation

Verse 3

"When thro' fiery trials thy pathway shall lie,
My grace, all sufficient, shall be thy supply;
The flame shall not hurt thee; I only design
Thy dross to consume, and thy gold to refine.

Verse 4

"The soul that on Jesus hath leaned for repose
I will not, I will not desert to his foes;
That soul, tho' all hell should endeavor to shake,
I'll never, no, never, no, never forsake!"

Listen to it on PFI ESV Songs 12, Tracks 41,42

Understanding the Song

1. What is a "fiery trial?" *It usually has nothing to do with fire, but just means a really hard time of suffering we have to go through.*
2. What "pathway" do these fiery trials lie upon? *Not a real path or road that you walk on. Pathway is another way of saying things you go through in your life. So, it's talking about the times of suffering you face in life.*
3. What does "supply" mean and what shall be the believer's supply when going thro their difficult trials? *Supply means to be everything you need. God's grace—that is, His gifts of strength, faith, hope, patience, etc that He freely gives His people—will be enough for them to make it through even the hardest of sufferings.*
4. What shall not hurt the believer? *The flame.*
5. What does he mean by "flame?" *The writer has been talking about "fiery trials"—hard times the believer goes through. A flame is what burns or hurts you. He is saying that even when His people go through "fiery," hard times of suffering, they will never let the trials be anything but for the good and His glory.*
6. What does God design (plan) for the "flame" to do? *Just like fire is used to purify gold by melting out impurities (called dross) and make it more beautify and pure, so God only plans to use His people's trials to purify them of sin and strengthen their faith, love and dependence upon Him.*
7. What does it mean to lean on something for repose? *To rest on something peacefully, without worry.*
8. What does God promise to a person (a soul) who rests on Him, peacefully? *He will never desert (abandon) to his foes (enemies).*
9. What does it mean for "hell to endeavor to shake" a soul? What does God promise when that happens to His people? *It means for Satan to bring lots of suffering upon them and try to get them to turn away from God. God promises to never forsake them. He will always be with them, always giving them strength to endure their sufferings, no matter how hard they are.*

Bible Truth Connection Question

1. How does this song relate to our Bible Truth: **God's People Suffer According to God's Good Plan?**

God's people may go through very hard, "fiery" trials, but they know that God is their firm foundation. They are "staid" on Jesus, trusting that He always be with them and only use their trials to "consume their dross"—make them holy—and bring glory to His name.

Story Connection

1. How does this song relate to today's story? *Paul faced more trials than most believers in his life; yet, never did the Lord forsake him. He always gave him grace to endure the trials. He never deserted him to his foes. Paul knew that the Lord was always completely in control, using his trials for his good and God's glory.*

Bible Verse Connection Question

1. What does this hymn have to do with our Bible Verse: **Bible Verse: 1 Peter 1:6-7:** "...for a little while you may have suffered grief in all kinds of trials. These have come that your faith—which is of greater worth than gold which perishes though refined by fire—may be proved genuine and may result in praise, glory and honor when Jesus Christ is revealed."?

God's people praise God that He will use all their fiery trials to refine their faith. He will never desert them or forsake. Completely the opposite is true. He will always be with them, supplying them everything they need. He will use all their trials to bring praise, glory and honor when Jesus Christ is revealed.

Life Application Questions

1. How can God's people be affected by the message of this song? *They can praise God for promising to always protect them, and help them through even the worst of trials. They can ask Him to use their trials to make them holier and stronger in their faith.*

2. How can we become God's people? *By turning away from our sins and trusting in Jesus as our Savior.*

ACTS Questions

1. What is something we can praise God for from this hymn?

Praise God for being the God who never deserts His people.

2. What are sins we can confess to God from this hymn?

Confess that many times we do not lean on Jesus or trust Him to supply us what we need when we suffer. We grumble and complain instead. We need a Savior to save us from our sins!

3. What is something we can thank God for from this hymn?

We can thank God for using the trials of His people to refine their faith; and, for giving them everything they need to endure their trials.

4. What is something we can ask God for from this hymn?

That God would work in our hearts that we confess our sins, might turn from our sins and trust Jesus as our Savior. We can ask Him to supply us what we need to endure any trials we are going through. We can ask Him to help us to come to Him and depend upon Him as we go through them.

Gospel Question

1. Fiery trials are a part of everyone's life, but God's people take joy in God as they go through theirs? Why? What has God done for them? What is the gospel?

God is the good Creator and King of the world. He made people to worship Him and live by His good laws. But we are all sinners who've rebelled against Him. We all deserve death--God's just, eternal punishment for our sins. How terrible! But God has good news for us. In His great mercy, God sent His Son, Jesus to earth as a man to save sinners. He lived the perfect life that pleases God. (He's the only one who's ever done that!) He offered it up to God His Father as the perfect sacrifice for sins when He suffered and died on the cross. Then, on the third day, Jesus rose from the dead in victory. He had fully paid for the sins of God's people, so they wouldn't have to! Now all who turn away from their sins and trust in Jesus as their Savior will receive forgiveness of sins and eternal life with God. They will be His very own special people who will know Him and enjoy Him forever. We can be God's people, too, if we turn from our sins and trust in Jesus as our own Savior.

Song Game: Mimic Me!

Materials

Sign Language

Song

Preparing the Game

None.

Playing the Game

1. Practice the song and signs until the children know them well. Choose a person to be the leader and let them decide upon an action for everyone to do as they sing the song, such as jump on one foot, etc.
2. Sing the song while doing the chosen action.
3. Select another child to be the leader.
4. If desired, you can choose a different action for different important words in the song, such as jump on one foot when you sing the word "grace", but clap your hands when you sing the word "Jesus". Ask the children the meaning of each of the words before adding in their action.

Game continues as number of questions, time, and attention span allow.

choose a FEW questions for discussion, then choose the game and/or music activity

Meditation Version: 1 Peter 1:6-7 NIV 1984

"...for a little while you may have suffered grief in all kinds of trials. These have come that your faith—which is of greater worth than gold which perishes though refined by fire—may be proved genuine and may result in praise, glory and honor when Jesus Christ is revealed."

Alternate Memory Version: 1 Peter 1:6,7 NIV 1984

"...you may have suffered grief in all kinds of trials. These have come that your faith...may be proved genuine and may result in praise, glory and honor when Jesus Christ is revealed."

Understanding the Bible Verse

1. What were these believers suffering? *Grief in all kinds of trials.*
2. What is grief? *Great sadness of heart caused by pain, loss of things or people that they love.*
3. What is a trial? *Hardships or troubles we go through.*
4. What are some trials that believers go through? *Sickness, sadness, loneliness, suffering for believing in Jesus, etc.*
5. Why do trials come to believers? *Believers, like all people are sinners, living in a world spoiled by sin, face trials. But God has planned for all of their trials to be used so that their faith in God may be proved genuine and may result in praise, glory and honor when Jesus Christ is revealed.*
6. What is their faith worth more than? Why? *Gold. Gold is worth a lot here on earth. It lasts better than most anything—even fire does not destroy it, but only burns out any impurities that are in it, making it worth even more. But, even gold will not last forever. Through faith in Jesus, we receive eternal life with God. That is something that will last forever and is even more wonderful than anything gold could give us.*
7. What does it mean for our faith to be proved genuine? *This is a phrase that gold workers use in Bible times. Gold is put in a very hot furnace to melt away anything that isn't gold from it and makes it completely pure. God uses suffering to make our faith in Him purer and stronger.*
8. What does it mean for Jesus Christ to be revealed? *We cannot see Jesus right now because He is in heaven. At the end of time, He will return and be revealed for all to see. He will make an end of all sin and rebellion and His people will glorify Him.*
9. What will God's people's sufferings result in when Jesus Christ is revealed? *Praise, glory and honor.*
10. Who will receive praise, glory and honor? *God and His people. His people will receive praise, glory and honor will for enduring suffering and for being made holier through them. Yet, not just them. For they will give God all the praise, glory and honor for they know that He perfectly chose their sufferings and gave them the strength to endure. He will always receive the greatest praise.*

Bible Truth Connection Question

1. What does this verse have to do with the **Bible Truth: God's People Suffer According to God's Good Plan?** *God's people know that God will use their sufferings to prove their faith genuine and result in praise, glory and honor because He is the one who perfectly planned their sufferings and gave them the strength to do this.*

Story Connection Questions

1. What does the verse have to do with our story? *Even though Paul faced a life of terrible suffering, he would not stop preaching about Jesus. He took comfort in knowing that God was in complete control of when and how he suffered. He knew that God was using these trials to purify his faith and bring glory to Himself.*

Life Application Questions

1. How can this verse be an encouragement to God's people today? *As they suffer all kinds of trials, they can remember that God promises to always be using them to refine their faith in God. This will be for their good and His glory.*
2. How can we become one of God's people? *By turning away from our sins and trusting in Jesus as our Savior.*

ACTS Questions

1. What is something we can praise God for from this Bible verse?

Praise God for being the perfect planner of His people's sufferings so that they will result in praise, glory and honor. He promises their sufferings will result in these good and great things.

2. What are sins we can confess to God from this Bible verse?

That many times we only grumble and complain about sufferings. We do not trust God or ask God to use them for our good and His glory.

3. What is something we can thank God for from this Bible verse?

We can thank God using the sufferings of His people to refine their faith..

4. What is something we can ask God for from this Bible verse?

We can ask God to work in our hearts that we would want to confess our sins, turn away from disobeying Him and trust in Jesus as our own Savior. We can ask Him to use all our sufferings to refine our faith in Him and that they would result in praise, glory and honor when Jesus Christ is revealed. We can ask Him to encourage God's people around the world in their sufferings, too.

The Gospel

1. What is the good news of Jesus that is the root of their faith that God promises to refine through trials? What is the gospel?

God is the good Creator and King of the world. He made people to worship Him and live by His good laws. But we are all sinners who have rebelled against Him. We all deserve death--God's just, eternal punishment for our sins. How terrible! But God has good news for us. In His great mercy, God sent His Son Jesus to earth to save sinners. Yes, Jesus, the perfect Son of God, left His home in heaven and became a man. He lived the perfect life that pleases God. (He's the only one who has ever done that!) He offered it up to God His Father as the perfect sacrifice for sins when He suffered and died on the cross. Then, on the third day, Jesus rose from the dead in victory. He had fully paid for the sins of God's people, so they wouldn't have to! Now all who turn away from their sins and trust in Jesus as their Savior will receive forgiveness of sins and eternal life with God. They will be His very own special people who will know Him and enjoy Him forever. We can be God's people, too, if we turn from our sins and trust in Jesus as our own Savior.

Game: Which Way Did It Go?

Materials

Bible verse written up in large print so that all can see

Coin

Beanbag or other small object

Preparing the Game

None.

Learning the Verse

Some or all of your children may be non- or early readers. Teach the verse in sections, having them say it after you. Repeat a few times. Add clapping or other movement as they say it.

Directions

1. If desired, lead the children in a discussion of a **FEW** of the most important questions before beginning game.

2. Explain the game to them as follows:

Divide the children into two teams. Have the children sit or stand in a circle, alternating team members. Have everyone say the verse together. Explain to the children that they will pass the beanbag, starting clockwise, around the circle. Outside the circle one person, the Coin Flipper, will flip the coin. Each time the Coin Flipper gets a tails, he yells "Change" and the children in the circle change the direction they are passing the beanbag. After 5 changes whoever has the beanbag says the verse for their team. He gets 2 points for his team if he can say it by himself. One point, if he can say it with the help of another team member. If they can't say it, then the person next to him (on the other team) can try to say it for 1 point for his team. The child who correctly recited the verse is the next Coin Flipper. Have everyone say the verse again, then repeat steps.

Game continues until all children get to be the Coin Flipper, or as time and attention span allow.

Non-competitive Option

Don't split the children into teams. Give the group a target number of points to make. Challenge the children to see how few turns it will take to reach the target number of points. Tally the number of points on a piece of paper. Continue until target number is reached. Repeat, seeing if they can do it in less turns the second time.

Optional TAKING IT TO OTHERS Activity: Quiz Questions

Have the children choose a few of the questions from the game to ask the parents/other children during TAKING IT TO OTHERS time. Help pre-readers by whispering the question in their ear and letting them ask it aloud to the parents/other children. Make sure you read the Bible verse aloud before you ask your questions.

Directions:

1. Write words to song in large print before class.
2. Play the song for the children, helping them follow along on the song sheet.
3. Discuss the song, using a few questions from the discussion sheet. *Don't use them all!*
4. Introduce sign language for key words of your choice from sign language sheet for your song. Use as few or as many as you think the children can learn.
5. Sing and sign the song. Sign language as well as large format lyrics and sheet music are found in the PFI Unit Songbook or online.
6. If desired, play the Song Game.

Optional TAKING IT TO OTHERS Activity: Presenting and Singing the Song

1. Sing and sign the song, encouraging the watching children/parents to join in.
2. Ask the class some of the questions listed below. The Bible Truth Connection Question is particularly good to help them understand how the verse ties in with the Bible Truth.

For a Little While

For a little while you may have suffered grief in all kinds of trials.
These have come that your faith,
May be proved genuine, be proved genuine.

Refrain:

Faith! Faith! Which is of greater worth than gold,
Which perishes though refined by fire.
Faith! Faith! Which is of greater worth than gold,
Which perishes though refined by fire.

For a little while you may have had suffered grief in all kinds of trials.
These have come that your faith,
May result in praise, glory and honor. *Refrain*
First Peter One, six through seven.

Listen to it on PFI ESV Songs 12, Track 43

Song Game: Word Take Away

Materials

Sign Language Signs and Song
White board and marker
Eraser

Preparing the Game

1. Write the words to the song on a white board.

Playing the Game

1. After children have learned the song and signs well, then tell the children that you are going to leave out words from the song (that you've learned signs for) and just do the sign in its place.
2. Have the children help you choose a word to take out. Erase the word from the board. Review the sign the for erased word.
3. Sing the song, trying to remember to NOT sing the word and do only the sign.
4. Continue to take out words until all of the words (with signs) have been taken out.

Game continues as number of questions, time, and attention span allow.

STORY REVIEW

Directions: Read and discuss Bible Truth, using a FEW of the questions. Play game. Feel free to modify the game to fit your children.

General Story Questions

1. What news from Jerusalem reached Damascus? *Paul was coming to arrest Christians like he had in Jerusalem.*
2. What did Jesus tell Ananias to do? *Go to Paul and lay hands on him to restore his sight.*
3. Why did Ananias not want to go to Paul? *He knew Paul had come to arrest the Christians.*
4. What did Jesus tell Ananias about Paul? *He was the Lord's chosen instrument to tell the Jews, Gentiles and their kings about Himself. He would suffer much.*
5. What happened when Ananias went to see Paul? *Paul's sight was restored. He was baptized.*
6. What did Paul start to do after he was baptized? *Went to the synagogues to preach to the Jews about Jesus.*
7. Why did the Jews want to kill Paul? *For preaching powerfully that Jesus was the Messiah.*
8. How did Paul escape from Damascus? Why didn't the Romans catch him? *Through a window in the wall. They did not catch him because the Lord hadn't planned for Paul to suffer that way.*
9. What happened to Paul as he began to travel and preach about Jesus? *Many people believed, but many more did not. They made him suffer in many ways.*
10. What was so bad about getting 39 lashes? *It was considered one lash short of death.*
11. What are some ways that Paul suffered? *Hungry, thirsty, shipwrecked, stoned, beaten with rods, many times in jail, etc.*
14. Why was Paul afraid about staying in Corinth? *Jews and Romans were angry at so many people coming to believe in Jesus. He knew that suffering would surely come soon.*
15. What did the Lord tell Paul that made him stop fearing in Corinth? *He told him to stay and preach. He promised him that he would not suffer there and that many people would come to believe in Himself.*
16. Did the Lord protect Paul from suffering in Corinth? *Yes! Even though enemies threatened to hurt him, the Lord never let them harm Paul.*

Bible Truth Connection Questions

What does this story have to do with our **Bible Truth: God's People Suffer According to God's Good Plan:**

1. How could the Lord tell Ananias about Paul's sufferings before they happened? *Because God was in control of all of Paul's sufferings, just like He is in control of everything else. He knew exactly what He had planned for Paul to suffer and what He did not.*
2. Why did Paul stay in Corinth without fear of suffering? *The Lord gave him His promise and Paul knew the Lord was in control of all his sufferings.*

Bible Verse Connection Question

1. What does the story have to do with our **Bible Verse: 1 Peter 1:6-7**: "...for a little while you may have suffered grief in all kinds of trials. These have come that your faith—which is of greater worth than gold which perishes though refined by fire—may be proved genuine and may result in praise, glory and honor when Jesus Christ is revealed."?

Even though Paul faced a life of terrible suffering, he would not stop preaching about Jesus. He took comfort in knowing that God was in complete control of when and how he suffered. He knew that God was using these trials to purify his faith and bring glory to Himself

Life Application Questions

1. How can God's people today take comfort from Paul's life of suffering? *God is also in complete control over their sufferings. He will not allow them to suffer if it is not His will. The Lord will give them strength to endure any sufferings He has planned for them.*
2. How can we become God's people? *By turning away from our sins and trusting in Jesus as our Savior.*

ACTS Questions

1. What is something we can praise God for being that we learned in our story? *Praise God for being Powerful to only have His people suffer the trials He has allowed for their good and His glory.*
2. What is something we can confess as sin that we learned in our story? *Confess that many times we are not like Paul, who counted it an honor to suffer for the sake of Jesus. Many times we would rather avoid any suffering at all. We deserve His punishment! We need a Savior!*
3. What is something we can thank God for that we learned in our story? *We can thank God for being so able to sustain His people through whatever suffering they go through.*
4. What is something we can ask God for that we learned in our story?
We can ask God to work in our hearts, helping us to turn away from them and trust Jesus as our own Savior. We can ask Him to help us count it as a honor to suffer for Him in any way He has chosen. We can ask Him to help us to endure any sufferings we go through with courage and even joy in Him.

The Gospel

1. What is the good news of salvation through Jesus that Paul counted it an honor to suffer for? What is the gospel? *God is the good Creator and King of the world. He made people to worship Him and live by His good laws. But we are all sinners who've rebelled against Him. We all deserve death--God's just, eternal punishment for our sins. How terrible! But God has good news for us. In His great mercy, God sent His Son, Jesus to earth as a man to save sinners. He lived the perfect life that pleases God. (He's the only one who's ever done that!) He offered it up to God His Father as the perfect sacrifice for sins when He suffered and died on the cross. Then, on the third day, Jesus rose from the dead in victory. He had fully paid for the sins of God's people, so they wouldn't have to! Now all who turn away from their sins and trust in Jesus as their Savior will receive forgiveness of sins and eternal life with God. They will be His very own special people who will know Him and enjoy Him forever. We can be God's people, too, if we turn from our sins and trust in Jesus as our own Savior.*

Game: Forceball

Materials

One kick ball or other rubber ball
Masking tape
Yard stick
Story Review Questions

Preparing the Game

1. Choose 20+ questions for your game from the Story Review Discussion Questions, or make up your own.
2. Use the tape to mark 2 lines about 3 yards apart.

Playing the Game

Divide the children into two teams and have each team line up behind one of the lines.

Players should stand side to side, with legs apart and feet touching. The two teams are facing each other. Play starts as one team rolls (with their hands) the ball to the other team, trying to get it through the other team's legs without being blocked. The defending team cannot move their feet to block the ball. They can only block it with their hands. If the ball gets through their legs, the other team can get 2 points if they can answer a Story Review question correctly. If they do not say it correctly, then the defending team can try for 1 point. The defending team then bats the ball and tries to get it through the other team's legs. The team with the most points wins.

Game continues as number of questions, time, and attention span allow.

Non-competitive option

This game is difficult to make completely non-competitive. You can, however, not keep track of points.

Optional TAKING IT TO OTHERS Activity: Quiz Questions

Have the children choose a few of the questions from the game to ask the parents/other children during TAKING IT TO OTHERS time. Help pre-readers by whispering the question in their ear and letting them ask it aloud to the parents/other children.

CASE REPLAY ACTIVITIES

Use this guide to review the Case Story and act it out for others to enjoy!

CASE REPLAY, JR: YOUNGEST CHILDREN

Description: The children will act out the story together, everyone doing the same action/sound effect at the same time. This activity is most suitable for kindergarteners.

Materials

The Case RePlay, Jr. script for younger children

Preparation

1. Read through the script and write in the blanks along the side possible actions/sound effects the children could do to act it out.

Instructions

1. Tell the children that they will be re-enacting the story together as you tell it.
2. As you read the script, lead the children in actions/sound effects to do with you.
3. If desired, you can read the script and stop at certain sentences and ask them what a good action/sound effect would be to act out what you just read.
4. Repeat the re-enactment one or two times more.

CASE REPLAY, SR: OLDER CHILDREN

Description: The children act out the story as a three-scene play. You will narrate it using the Case RePlay, Sr. script and they will act it out (no spoken words, for the most part), with each child assuming a different character's role. This activity is most suitable for first grade and up. You will review the story, then practice it a few times before performing it for others.

Materials

The Case RePlay, Sr. script
White board or other large format paper
Costumes and props

Preparation

1. Prepare for the play by choosing costumes and props for each character in the story. Decorate the area with any scenery props.
2. Write the words "Beginning," "Middle," "End" on a large piece of paper/whiteboard with plenty of space under each heading. You will use this paper to help the children think about the story as a three-scene play, as it is presented in the script.

Instructions

1. Tell the children that they will get to act out the story as a three-scene play, with a beginning, middle and end section. Tell them that before they can act it out, they need to think it out. as you narrate it with your script.
2. Take the children's answers as they recount the story, helping them put key incidents in the right order.
3. If desired, when they have filled in their Beginning, Middle, End, read through your whole (real) script, so they hear exactly what you will have them act out.
4. Then tell the children that it's time to practice acting out the story.
5. Assign parts to each child. If you are using costumes, do NOT give them out at this point. They will be a distraction.
6. Have all the children sit on the floor or in chairs on one side of the "stage," then call the characters up in place as their part in the story comes.
7. As you read the script, guide the children in where you want them to move or do to act it out.
8. After going through the whole script once, give out any costumes and props and act out the script once or twice more.

Optional TAKING IT TO OTHERS Activity: Re-enacting the Story

Read the script as the children act out together (younger) or assuming different roles (older) as the other children or the parents watch.

CASE REPLAY, JR--YOUNGER KIDS (KINDERGARTEN) P.2

Welcome to our play! The name of our story is called: The Case of the Suffering Speaker.

Our story takes place in Damascus and all over the Roman Empire, in New Testament times, in the years not long after Jesus died on the cross and rose from the dead.

And now we present: "The Case of the Suffering Speaker"

Scene 1:

The news spreads to Damascus that Paul is coming to arrest Christians there just like in Jerusalem. The Lord tells Ananias in a vision to go to Judas' house on Straight Street to lay hands on Paul and restore his sight. Ananias is frightened, knowing how dangerous Paul has been to the Christians in Jerusalem. But the Lord tells him that He has chosen Paul to tell the Jews, Gentiles and their kings about Himself. Jesus tells Ananias that Paul will suffer much for His name. Ananias believed the Lord and goes to Paul. Paul sight is restored and he is baptized. Paul immediately goes to the synagogue and starts preaching about Jesus. The Jews are amazed and angered by the change in Paul. They, along with the governor of Damascus plot to kill Paul. The city gates are shut and the streets are searched, but Paul is never found. God protects him from this suffering by having the believers lower him out a window in the wall and escape.

Actions:

Scene 2:

Paul travels to many cities preaching the good news of salvation through Jesus to Jews and Gentiles. He suffers much, just as the Lord had said he would. The Jews hate him for saying Jesus is the Son of God. They whip him thirty-nine times, almost enough to kill a man. The Romans hated him for stirring up trouble and turning people from worshipping the Roman gods. He's beaten with rods, he is stoned. Many times he is thrown into jail. He is shipwrecked. He is hungry, thirsty, cold and even naked! He faced death many times. Paul's sufferings don't stop him from telling others about Jesus. He counts it an honor.

Scene 3

Paul goes to Corinth to preach the gospel. The Jews and the Greeks start to get angry that so many people are turning to follow Jesus. Paul fears that soon they will hurt him. The Lord tells Paul not to fear. He won't let him suffer in Corinth. Paul stays 1 ½ years longer and is never harmed. The Lord shows once more that He is completely in control of the suffering that Paul goes through for the sake of the gospel.

The Bible Truth we are learning is: **God's People Suffer According to God's Good Plan.** Paul kept bravely telling others about Jesus even when suffering because he knew that God was completely in control of his sufferings.

CASE REPLAY, SR--OLDER KIDS (1ST GRADE AND UP) P.3

Welcome to our play! The name of our story is called: The Case of the Suffering Speaker.

Our story takes place in Damascus and all over the Roman Empire, in New Testament times, in the years not long after Jesus died on the cross and rose from the dead.

The characters in our story are: Ananias, Chief Priests, Paul, Jews, Governor of Damascus, Jews and Greeks

And now we present: "The Case of the Suffering Speaker."

Scene 1: (Beginning)

The news spreads to Damascus that Paul is coming to arrest Christians there just like in Jerusalem. The Lord tells Ananias in a vision to go to Judas' house on Straight Street to lay hands on Paul and restore his sight. Ananias is frightened, knowing how dangerous Paul has been to the Christians in Jerusalem. But the Lord tells him that But the Lord tells him that He has chosen Paul to tell the Jews, Gentiles and their kings about Himself. Jesus tells Ananias that Paul will suffer much for His name. Ananias believed the Lord and goes to Paul. Paul sight is restored and he is baptized. Paul immediately goes to the synagogue and starts preaching about Jesus. The Jews are amazed and angered by the change in Paul. They, along with the governor of Damascus plot to kill Paul. The city gates are shut and the streets are searched, but Paul is never found. God protects him from this suffering by having the believers lower him out a window in the wall and escape.

Scene 2: (Middle)

Paul travels to many cities preaching the good news of salvation through Jesus to Jews and Gentiles. He suffers much, just as the Lord had said he would. The Jews hate him for saying Jesus is the Son of God. They whip him thirty-nine times, almost enough to kill a man. The Romans hated him for stirring up trouble and turning people from worshipping the Roman gods. He's beaten with rods, he is stoned. Many times he is thrown into jail. He is shipwrecked. He is hungry, thirsty, cold and even naked! He faced death many times. Paul's sufferings don't stop him from telling others about Jesus. He counts it an honor.

Scene 3: (End)

Paul goes to Corinth to preach the gospel. The Jews and the Greeks start to get angry that so many people are turning to follow Jesus. Paul fears that soon they will hurt him. The Lord tells Paul not to fear. He won't let him suffer in Corinth. Paul stays 1 ½ years longer and is never harmed. The Lord shows once more that He is completely in control of the suffering that Paul goes through for the sake of the gospel.

The Bible Truth we are learning is: **God's People Suffer According to God's Good Plan.** Paul kept bravely telling others about Jesus even when suffering because he knew that God was completely in control of his sufferings.

Paul's Enemies

Description

The children will make an angry face spoon puppet "enemy" using wooden (or plastic) spoons and various decorating supplies.

Materials

1 Wooden or white plastic spoon per craft (The benefit of wooden spoon is that you have more space to decorate per craft. The benefit of the plastic spoons is that they are much cheaper and you can have the children make multiple crafts, if desired)

Jiggly eyes

1 pipe cleaner per craft

Decorating supplies such as Sequins, buttons, glitter glue, small pom-poms, yarn scraps

Craft Glue

Black markers (regular kind if using wooden spoons; must be permanent (!) markers if using plastic spoons)

Preparing the Craft

1. Set out supplies

Making the Craft

1. Show children your sample.
2. Have the children make angry-faced puppets using the back of the spoon for the face and the handle of the spoon for the "body".
3. Children can use the pom-poms/buttons for noses, hair or as decorations down the spoon handle for cloths. Yarn works well as hair. The markers can be used to add in angry eye brows and a frowning mouth. The pipe cleaner can be wrapped around the base of the spoon and made into arms. Make loops on the end of the arms for hands.

Making a Bible Truth Connection

Once the children have settled into their craft, use the Bible Truth- Craft Connection Sheet to lead discussion about the craft. Note that most of these questions echo the questions on the case board, providing a review of what the children learned earlier.

Optional TAKING IT TO OTHERS Activity: Craft Presentation

If you are presenting the craft to other children or parents the children can hold up their crafts (or your model craft) and read their Bible Truth Connection answers to explain the importance of the craft.

CASE CRAFT**Discussion Guide****Instructions:**

As the children are settled into making their craft, ask them these questions to help them understand the craft's significance. Use the answers provided to guide the children's answers.

Discussion Questions

1. Where and to whom did Paul preach the gospel? *To Jews and Gentiles (non-Jews), throughout the Roman Empire.*

2. What usually happened when Paul preached the gospel? *Jews and Gentiles became angry that people were becoming Christians. They hurt Paul and tried to get him to stop.*

3. What was unusual about Paul's time in Corinth? *The Lord protected him from suffering at the hands of his enemies.*

4. What is Bible Truth that we are learning? *God's People Suffer According to God's Good Plan.*

5. What does our craft have to do with our Bible Truth? *Wherever Paul went, he had enemies who did not want him to tell the good news of Jesus. Paul knew that his enemies could not harm him in any way or at any time that was not a part of God's good and perfect will.*

6. What can our craft help us remember? *God keeps His people from suffering in ways other than what is part of His good and perfect will for their good and His glory.*

TAKING IT TO OTHERS**Craft Presentation****Instructions:**

Have children hold up your model craft/their crafts. Choose five children (or you say) the five sections below to explain the craft's importance.

Presentation:

1. Our craft is: Paul's Enemies.

2. In Corinth, Paul preached the gospel without being hurt by his enemies because the LORD had promised him that He would not allow Paul to be harmed while he was in Corinth.

3. Our Bible Truth is: God's People Suffer According to God's Good Plan.

4. Wherever Paul went, he had enemies who did not want him to tell the good news of Jesus. Paul knew that his enemies could not harm him in any way or at any time that was not a part of God's good and perfect will.

5. Our craft can help us remember that God keeps His people from suffering in ways other than what is part of His good and perfect will for their good and His glory.

Note: Even non-readers can participate in presenting the craft, if you will whisper what they are to say in their ear and let them say it aloud for the others to hear.

BEFORE CLASS:**1. PICK YOUR PERSON**

VIPPs can be anyone in your church! Typically, they fall into 6 categories: Church staff, Elders, Deacons/deaconesses, Special Volunteers (people who aren't paid, but spend a lot of time helping out in particular ways), Supported Workers (aka missionaries), and Church Members.

2. GATHER YOUR FACTS

Use the VIPP Information Sheet to write down the facts about your VIPP. The information on this worksheet is used in the VIPP activities, listed in the "Choose an Activity" section below.

DURING THE ACTIVITY:**1. INTRODUCE YOUR VIPP**

Introduce your VIPP to the children, using the VIPP Information Sheet. Fill in a set of VIPP Clue Cards with the information for your VIPP. If desired, you can even have the actual person come into class for the children to meet.

Need help describing what someone does for the church in a kid-friendly way? Check out the list of common VIPPs on the Praise Factory website in the PFI resources. There are lots of kid-friendly descriptions for common VIPP's, such as pastors, elders, deacons and a lot more.

2. PRAY!

Lead the children in praying for the VIPP. Ask the children if they would like to pray for one of the VIPPs prayer requests. Even non-readers can pray for the VIPP if you whisper the prayer request in their ear, then let them say it aloud. Never force a child to pray!

3. CHOOSE AN ACTIVITY

There are two activities you can use to help the children learn about the VIPP:

VIPP Clue Cards: These are nine coloring sheets in which children fill in the nine things they learn about the VIPP from the VIPP Information Sheet. Photocopy a set of each child. Use as few or as many of these Clue Cards as you desire. They are found in the back of this book.

VIPP Game: This is a game that uses a set of Clue Cards for one or two VIPPs.

Choose a VIPP and fill in his/her information on the VIPP Information Sheet. Fill in a set of VIPP Clue Cards with the information for your VIPP. Tell the children about the VIPP, having them fill in the VIPP Clue Cards with the key facts as they learn them. Write any words the children need to write on a white-board or other piece of paper so they can see how to spell them. Help younger children write these words on their clue cards. Ideas for how to tell the children about many common VIPPs are listed at praisefactory.org with the resources for this Bible Truth.

Optional TAKING IT TO OTHERS Activity: Introduce and Pray for the VIPP

If you are presenting the VIPP to other children or parents you can assign children to hold up the 10 clue cards and say what each card tells about the VIPP. (Or, you can have the children hold them up as you tell what each one means.) Then lead the children in praying for the VIPP.

Game: Stop and Go

Materials

Information for one VIPP
2 Sets of Clue Cards
8 8.5" x 11" Manilla Envelopes
Ball
Blindfold
Bag

Preparing the Game

1. Fill in one set of clue sheets for the VIPP you are using.
2. Tape the other (blank) set of Clue Cards to the outside of the manilla envelopes.
3. Put the filled-in clue cards in the corresponding envelope.
4. Put all the Clue Cards envelopes in a bag, except for the ones with the names and pictures of the VIPPs.

Playing the Game

Reveal: Tell the children about the VIPP, showing them your filled-in clue cards as you tell about them.

Review: Have the children stand or sit in a circle. Choose one child to be the Caller. The Caller stands in the center of the circle, blindfolded. Hand the ball to a child in the circle. At the Caller's "Go" command, the ball is passed around the circle. It is passed around until the Caller says "Stop." Whoever has the ball when the Caller says stop chooses a Clue Card envelope. The child (or the teacher) tells the class the Clue Card category and asks them if they can remember the answer for the VIPP. The envelope is opened to see what the answer is. If the children get it right, the category is retired. If they get it wrong, it goes back into the pile of envelopes.

VIPP INFORMATION SHEET

VIPP NAME:

WHAT VIPP LOOKS LIKE

Man or Woman? _____

Hair color? _____

Eye color? _____

FAVORITE ANIMAL

FAVORITE FOOD

FAVORITE FREE TIME ACTIVITY

WHAT VIPP DOES DURING WEEK

VIPP GROUP OF SERVICE:

Church Member

Deacon

Elder


Church Staff

Special Volunteer

Supported Worker
(Missionary)

3 WAYS VIPP SERVES CHURCH

3 WAYS TO PRAY FOR THE VIPP



Unit 12
Bible Truth 13 Resources

BIBLE TRUTH 13 OVERVIEW

Unit 12: God's People Live for Him

Big Question and Answer: "How Should God's People Live Each Day? They Should Live Like Jesus!"

Bible Verse: "Therefore be imitators of God, as beloved children. And walk in love, as Christ loved us and gave himself up for us, a fragrant offering and sacrifice to God." Ephesians 5:1-2

Bible Truth 13 Concept: God's People Know Heaven Is Their Home

Jesus is God's Son. He left His home in heaven to come to earth to save God's people. He lived a perfect life and offered it up as the perfect payment for the sins of God's people, so they could be His forever. Jesus rose from the dead on the third day then went back to heaven to reign. He is preparing a place for God's people to come and live with Him. There is nothing better than living with God and enjoying Him forever. The Bible tells us that we can't even imagine how wonderful it will be. There are many hard things that God's people may have to endure here on earth, but they look forward to the day when they go home to heaven and suffer no more. There are also many good things that God's people enjoy here on earth, but they know that none of them can compare to the good things they will enjoy in heaven in God's presence. Every day, God's people try to please God with whatever happens in their lives, but they are always looking forward to that wonderful day when they will go home to be with Him forever.

Bible Truth 13 Bible Verse

Meditation Version: Philippians 3:18-20 ESV

"For many, of whom I have often told you and now tell you even with tears, walk as enemies of the cross of Christ. Their end is destruction, their god is their belly, and they glory in their shame, with minds set on earthly things. But our citizenship is in heaven, and from it we await a Savior, the Lord Jesus Christ."

Alternate Memory Version: Philippians 3:18,19,20 ESV

"For many...walk as enemies of the cross of Christ. Their end is destruction...with minds set on earthly things. But our citizenship is in heaven, and from it we await a Savior, the Lord Jesus Christ."

Bible Truth 13 ACTS Prayer

- A** God, we praise You for being the the Preparer of Your people's wonderful home in heaven.
- C** We confess that many times we grasp for the best things in life here on earth and grumble when we don't get them. We forget about You. We forget that we can one day live with You in heaven which will be far better than anything we can imagine.
- T** Thank You, God, for being willing to forgive all our sins through Jesus so that we can have eternal life and be with You forever in heaven.
- S** God, work in our hearts that we might turn away from our sins and trust in Jesus as our Savior. Help us to desire to be with You in heaven, most of all. Prepare our hearts by helping us love and obey You more today.

Bible Truth 13 Stories

Lesson 1: The Case of the Homebound Hero (New Testament)

Matthew 6:14-16; Luke 7, 23; John 6:1-15, 7:31, 40; Acts 7: 20-43; Hebrews 12:1-3

Lesson 2: The Case of the Prisoner's Paradise (Story of the Saints)

Lesson 3: The Case of the Locked Out Leader (Old Testament)

Exodus 2-3; Numbers 20,27:12-23; Deuteronomy 32:44-52, 34; Acts 7: 20-43; Hebrews 11:16,23-27

1. GETTING STARTED: Welcome and Opening Songs (*introduce unit and get kids moving with these songs*)

<p>Welcome</p>	<p>“Welcome to Praise Factory. We’re so glad you’ve joined us! Here at the PFI we are investigators. (That’s what the “I” stands for!) Investigators look for answers to questions. In PFI, we look for answers to big questions about God. We dig deep down in the truths of God’s Word to find them.”</p>
<p>Praise Factory Theme Song</p>	<p>“Let’s sing our Praise Factory Investigator’s theme song.”</p> <p>PFI: Praise Factory Investigators <i>PFI ESV Songs 12, Track 1</i></p> <p>We’re PFI: Praise Factory Investigators, Diggin’ deep down for truths in God’s Word, That’s PFI: Praise Factory Investigators, Diggin’ deep down for truths in God’s Word, We’re looking for answers to very big questions, Big questions about God, If you’re looking for answers to very big questions ‘bout God, come along, Join PFI: Praise Factory Investigators, Diggin’ deep down for truths in God’s Word, That’s PFI: Praise Factory Investigators, Diggin’ deep down for truths in God’s Word. Deep down, diggin’ down, Let’s go diggin’ down, Deep down, diggin’ down, ‘Til answers to all our Big Questions we’ve found. We’re PFI: Praise Factory Investigators, Diggin’ deep down for truths in God’s Word, That’s PFI: Praise Factory Investigators, Diggin’ deep down for truths in God’s Word.</p>
<p>Classroom Rules Song</p>	<p>An important part of Praise Factory is helping us worship God and love one another. Our WoGoLOA song reminds us how we should act. Let’s sing it.”</p> <p>WoGoLOA Rules Song <i>PFI ESV Songs 12, Track 2</i></p> <p>Refrain: WoGoLOA means “Worship God and love one another,” WoGoLOA means “Worship God and love one another.”</p> <p>WoGo means “Worship God.” Sound off, 1,2,3, Joyfully take part, Listen to others, Obey your teachers. (<i>Refrain</i>)</p> <p>LOA means “Love One Another.” Sound off, 1,2,3, Be kind, Be encouraging, Help others, help others. (<i>Refrain twice</i>)</p>

1. GETTING STARTED, continued

Opening Prayer	"Let's ask God to help us obey these rules, and to help us worship Him and love one another as we learn more about Him today. Let's pray." <i>Pray.</i>
Big Question Under Investigation: Big Question 12 and Songs	<p>"Now it's time to turn today's Big Question Under Investigation.</p> <p>It's: How Should God's People Live?</p> <p>We become God's people when we turn away from our sins and trust in Jesus as our Savior. That is the end of the punishment for our sins that we deserved from God, but it's the beginning of a whole new way to live. God's people want to honor God with their whole lives like Jesus did. They seek to love God most of all and love all people, too.</p> <p>So the answer to our Big Question, 'How Should God's People Live? is: They Should Live Like Jesus!</p> <p>"Let's sing our Big Question Song(s): <i>choose one or both</i></p> <p>Big Q & A 12 Song <i>PFI ESV Songs 12, Track 3</i> <i>(adapted version of "Twinkle, Twinkle, Little Star")</i> How should God's people live each day? They should live like Jesus! How should God's people live each day? How should God's people live each day? How should God's people live each day? They should live like Jesus!</p> <p>How Should God's People Live? <i>PFI ESV Songs 12, Track 4</i></p> <p><i>Refrain:</i> How should God's people live? How should God's people live? How should God's people live? They should live like Jesus!</p> <p>Verse 1: Jesus loved God most of all, He loved all people, too, In all that He did and said and thought, He loved them thru and thru. <i>(Refrain)</i></p> <p>Verse 2: God's people should love God most of all, They should love others, too, And God the Holy Spirit, Will help them in all they do. <i>(Refrain)</i></p>

1. GETTING STARTED, continued**Unit 12
Bible Verse**

You might also enjoy
listening to:
*Let Everyone Who
Names the Name*
2 Timothy 2:19,22, ESV
PFI ESV Songs 12, Track 6

"How do I know this is true? The Bible tells me so!

Ephesians 5:1-2 tells us: "Therefore be imitators of God, as beloved children. And walk in love, as Christ loved us and gave himself up for us, a fragrant offering and sacrifice to God."

**Big Question 12 Bible Verse Song
Walk in Love: Ephesians 5:1-2**

PFI ESV Songs 12, Track 5

Therefore be imitators of God, as beloved children,
And walk in love, as Christ love us,
Therefore be imitators of God, as beloved children,
And walk in love, as Christ love us,
Walk, walk, walk in love, walk in love as Christ loved us,
Walk, walk, walk in love, walk in love as Christ loved us.
Ephesians Five, one and two.

God's people have been loved by God through Jesus Christ in the deepest way imaginable. What more could He have done than to offer up His life as the full payment for their sins so they could be God's people. The Bible tells us that He did this even while we were still His enemies. He loved us before we loved Him! But Jesus did this not just because of His love for God's people, but even more so, for His love for God, His Father. He always delighted to do whatever His Father wanted Him to do. God calls His people to live like Jesus, loving others and loving Him, in everything they do. God promises to help them to live this way.

2. DIGGING DEEP DOWN: Key Concept and Story (*introduce the Bible Truth and tell the related story*)**Bible Truth 13**

"It's time for us to dig down deeper for answers to our Big Question. We're learning **FOURTEEN** Bible Truths that all tell us something about how God shows Himself to us. Can you remember any we've learned so far?

(The Holy Spirit Helps God's People, God's People Love Him with All of Themselves, God's People Love Others, God's People Trust Him, God's People Are Good Stewards of His Gifts, God's People Obey Him, God's People Do Works He Has Prepared for Them, God's People Read His Word, the Bible, God's People Think about Him, God's People Say "No" to Temptation, God's People Tell Others about Him and God's People Suffer According to God's Good Plan.)

The Bible Truth we are going to be thinking about today is:

God's People Know Heaven Is Their Home.

Jesus is God's Son. He left His home in heaven to come to earth to save God's people. He lived a perfect life and offered it up as the perfect payment for the sins of God's people, so they could be His forever. Jesus rose from the dead on the third day then went back to heaven to reign. He is preparing a place for God's people to come and live with Him. There is nothing better than living with God and enjoying Him forever. The Bible tells us that we can't even imagine how wonderful it will be. There are many hard things that God's people may have to endure here on earth, but they look forward to the day when they go home to heaven and suffer no more. There are also many good things that God's people enjoy here on earth, but they know that none of them can compare to the good things they will enjoy in heaven in God's presence. Every day, God's people try to please God with whatever happens in their lives, but they are always looking forward to that wonderful day when they will go home to be with Him forever.

2. DIGGING DEEP DOWN, continued**Bible Truth 13
Hymn**

"Long ago, a woman named Anne Cousins was thinking about this Bible truth, too. She wrote the words to a hymn called "The Sands of Time Are Sinking." We're going to learn some of it."

The Sands of Time Are Sinking*PFI NIV Songs 12, Tracks 38-41***Verse 1**

The sands of time are sinking,
The dawn of Heaven breaks,
The summer morn I've sighed for,
The fair, sweet morn awakes;
Dark, dark hath been the midnight,
But dayspring is at hand.
And glory, glory dwelleth,
In Immanuel's land.

Verse 3

O Christ, He is the fountain,
The deep, deep well of love,
The streams of earth I've tasted,
More deep I'll drink above,
There to an ocean fullness,
His mercy doth expand,
And glory, glory dwelleth,
In Immanuel's land.

Verse 2

The King, there in his beauty,
Without a veil is seen,
It were a well-spent journey,
Though sev'n deaths lay between;
The Lamb with his fair army,
Doth mercy doth expand,
And glory, glory dwelleth,
In Immanuel's land.

Verse 4

With mercy and with judgment,
My web of time He wove,
And aye the dews of sorrow,
Were lusted with His love,
I'll bless the hand that guideth,
I'll bless the heart that planned,
When throned where glory dwelleth,
In Immanuel's land.

People used to tell time with a hourglass. It would take exactly one hour for the sand to sink from the top of the glass to the bottom. God's people know that the sands of time are sinking...that the day when they will go to live at home with God in heaven is coming closer and closer. They will live out every day of their life, according to God's perfectly good plan. Then, they will go to be with Him in heaven. God's people are so excited for the day when they will live with God forever! At last they will get to see Him, their King, who gave up His life as the "Lamb of God"--the perfect sacrifice for their sins. Life here on earth may be difficult sometimes. There may be times of sorrow. But God's people trust in God's good plan for them every day they live here on earth; and, they happily look forward to getting to live in heaven--the glorious Land of Immanuel, which means God with us. There, they will at last live at home with their God... and there's no place as wonderful as home, especially this home.

**Bible Truth 13
Bible Verse
and Song**

"The Bible verse we are going to be digging down into for this Bible Truth is:

Philippians 3:18-20 NIV 1984

"I have often told you before and now way again even with tears, many live as enemies of the cross of Christ. Their destiny is destruction, their god is their stomach, and their glory is in their shame. Their mind is on earthly things. But our citizenship is in heaven. And we eagerly await a Savior from there, the Lord Jesus Christ."

These verses remind us that God's people know heaven in their home. They look forward to the day when their troubles here are over and they will get to live with God forever in that wonderful place.

We've said our Bible verse, now let's sing it!"

Many Walk As Enemies *PFI ESV Songs 12, Track 50*

Many walk as enemies of the cross of Christ,
Many walk as enemies of the cross of Christ,
Their end is destruction,
With minds set on earthly things,
Minds set on earthly things.

But our citizenship is in heav'n,
Yes, our citizenship is in heav'n,
And we await, we await,
A Savior from it.
Philippians Three,
eighteen through twenty.

But what about God's people?

*You might also
want to learn:
You Were Publicly
Exposed:
Hebrews 10:32-36
PFI NIV Songs 12,
Track 43*

2. DIGGING DEEP DOWN, continued**LESSON 1 STORY****New Testament Story:****The Case of the Homebound Hero**

Matthew 6:14-16;
 Luke 7, 23;
 John 6:1-15, 7:31,
 40; Acts 7: 20-43;
 Hebrews 12:1-3

Now it's time for today's story called: **The Case of Homebound Hero.**

As you listen to the story, see if you can figure out:

- 1. Who was the Homebound Hero? Where was His home and what was it like?**
- 2. What did He do before He went home that made Him a hero? Why did He do this?**

(If desired, write these questions on a sheet of paper to refer to when the story is finished.)

Read story.

After reading story, ask for the children's answers to the questions.

- 1. Who was the Homebound Hero? Where was His home and what was it like?**

Jesus. His home was heaven. It was perfect, without any sin, suffering or death. It was where He enjoyed the Perfect Wonderfulness of fellowship with God the Father and God the Holy Spirit.

- 2. What did He do before He went home that made Him a hero?** He suffered and died on the cross to save God's people from their sins. He did this so they could be God's people and also come live in heaven, enjoying the Perfect Wonderfulness of close fellowship with God forever, too.

Close in prayer. (prayer suggestions included at end of story)

LESSON 2 STORY**Story of the Saints:****The Case of the Prisoner's Paradise**

Now it's time for today's story called: **The Case of the Prisoner's Paradise.**

As you listen to the story, see if you can figure out:

- 1. Who was the prisoner? What was his punishment and why did he deserve it?**
- 2. Why was this prisoner so different from the others who faced the same punishment?**

(If desired, write these questions on a sheet of paper to refer to when the story is finished.)

Read story.

After reading story, ask for the children's answers to the questions.

- 1. Who was the prisoner? What was his punishment and why did he deserve it?**

Tokichi Ishii. He was sentenced to be hung to death for being a robber and a murderer.

- 2. Why was this prisoner so different from the others who faced the same punishment?**

Unlike the other men who were sentenced to death, Ishii didn't dread dying. He knew he would be going home to be with Jesus and was delighted about that.

Close in prayer. (prayer suggestions included at end of story)

2. DIGGING DEEP DOWN, continued**LESSON 3****Old Testament Story:****The Case of the Locked-Out Leader**

Acts 9,18,
2 Corinthians
11:16-33

Now it's time for today's story called: **The Case of the Locked-Out Leader.**

As you listen to the story, see if you can figure out:

- 1. Who was the Locked out leader?**
- 2. Where was he locked out of? Where did he get to go that was even better?**

(If desired, write these questions on a sheet of paper to refer to when the story is finished.)

Read story.

After reading story, ask for the children's answers to the questions.

- 1. Who was the Locked out Leader?** Moses.
- 2. Where was he locked out of? Why? Where did he get to go that was even better?** He was not allowed to enter the Promised Land with the Israelites because of how he sinned against the LORD. The LORD took Moses home to be with Him in heaven.
Close in prayer. (prayer suggestions included at end of story)

3. TAKING ACTION: Response Activities *(choose from among these activities)***Response Activities**

- **ACTS Prayer Activity:** Add your own prayer requests to the ACTS prayer
- **Sneaky Snack:** Story-related snack
- **Bible Truth Review Activity:** Game with questions related to the Bible Truth
- **Bible Truth Hymn:** Music activities to learn a portion of a Bible Truth-related hymn
- **Bible Verse Review Activity:** Game with questions related to Bible Truth Bible verse
- **Bible Verse Song:** Music activities to learn the Bible Verse song
- **Story Review Activity:** Game with questions related to the Bible Truth and Case
- **Case RePlay, Jr. and Sr.:** Two drama activities that review the story: one for younger children, one for older children.
- **Craft:** Story-related craft
- **VIPP (Very Important Prayer Person):** Game and a coloring activity to help children learn about people in your church and how to pray for them.
(VIP resources: found online or at back of this book)

4. TAKING IT TO OTHERS *Optional presentations for the last few minutes of class***Presenting to Other Children**

If you split the children into different response activities, you can gather the children together again and have each small group make presentations to show the other children what they learned. Presentation ideas are included in the resources for each activity.

Presenting to Parents

If you keep your children together for response activities, you can have them make a presentation of something they have learned to their parents when they come to pick them up from class. Presentation ideas are included in the resources for each activity.

5. TAKING IT HOME *(Take Home Sheet)***PFI Pronto**

Give out the PFI Pronto for the case story as well as any other materials as the children are dismissed.

BIBLE TRUTH 13, LESSON 1: PLANNER/OVERVIEW

GETTING STARTED: Welcome and Opening Songs (*introduce unit and get kids moving with these songs*)

Welcome to Praise Factory: PFI: Praise Factory Investigators Theme Song *PFI ESV Songs 12, Track 1*

Rules to Help Us Worship God and Love One Another: WoGoLOA Classroom Rules Song
PFI ESV Songs 12, Track 2

Big Question Under Investigation: Big Question 12 Songs *PFI ESV Songs 12, Tracks 3,4*

Big Question Bible Verse: Ephesians 5:1-2 Song: *PFI ESV Songs 12, Track 5*

Extra Bible Verse Song: Let Everyone Who Names the Name: 2 Timothy 2:19,22, ESV PFI ESV Songs 12, Track 6

DIGGING DEEP DOWN: Key Concept and Story (*introduce the Bible Truth and tell the related story*)

Bible Truth 13: God's People Know Heaven Is Their Home

Bible Truth Hymn: The Sands of Time Are Sinking *PFI ESV Songs 12, Tracks 46-49*

Bible Verse: Philippians 3:18-20, ESV

Bible Verse Song: Many Walk as Enemies *PFI ESV Songs 12, Track 50*

Extra Bible Verse: You Were Publicly Exposed: Hebrews 10:32-36, ESV PFI ESV Songs 12, Track 51

Lesson 1 New Testament Story: The Case of the Homebound Hero

Matthew 6:14-16; Luke 7, 23; John 6:1-15, 7:31, 40; Acts 7: 20-43; Hebrews 12:1-

TAKING ACTION: Response Activities (*choose from among these activities*)

Snack and Discussion Planner: Miraculous Meal

ACTS Prayer: Prayer Sheet

Bible Truth Review: Discussion Questions and Game: Obey! Omit!

Bible Truth Hymn: The Sands of Time Are Sinking *PFI ESV Songs 12, Tracks 46-49*

Song, Sign Language and Song Game: Big Voice, Little Voice **PFI ESV SONGS 12 BOOK or ONLINE**

Bible Verse Review: Philippians 3:18-20 Discussion Sheet and Game: Who's Got the Penny?

Bible Verse Song: Many Walk as Enemies *PFI ESV Songs 12, Track 50*

Song, Sign Language and Song Game: Sign It, Say It, What Does It Mean? **PFI ESV SONGS 12 BOOK or ONLINE**

Story Review: Discussion Questions and Game: Secret Agent

Case Replay, Jr: Drama Activity for Youngest Children (children do same story actions together)

Case Replay, Sr: Drama Activity for Most Children (children re-tell story with individual parts)

Craft: The Earthly King of Israel to be the Heavenly King of Kings

VIPP (Very Important Prayer Person) Prayer Time: Coloring Sheets (back of book) & Game: Mix and Match

TAKING IT HOME: Take Home Sheet for Review and Family Devotions

PFI Pronto: Bible Truth 13, Lesson 1 **PFI ESV PRONTOS 12 BOOK or ONLINE**

The Case of the Homebound Hero Matthew 6:14-16; Luke 7, 23; John 6:1-15, 7:31, 40; Acts 7: 20-43;
Hebrews 12:1-3 by Connie Dever

Our story is called:

The Case of the Homebound Hero. As you listen to the story, see if you can figure out:

1. Who was the Homebound Hero? Where was His home and what was it like?
2. What did He do before He went home that made Him a hero? Why did He do this?

This story takes place in New Testament times, when Jesus came to earth to be our Savior.

Imagine a home filled with glorious light and indescribable beauty. Imagine a home where there's never sin or sadness, pain or death: where the Kingdom of God is in full bloom. A place of goodness and love so deep and delightful that they fill you up completely, spill over and fill up everyone else too, leaving no room for anything else. Then imagine not just a home, but an entire, endless home LAND like this.

Seems impossibly good, doesn't it? Must be a pretend place. But it's not. This place so wonderful that we can't even begin to imagine is real! It's heaven--home of God the Father, Son and Holy Spirit.

No one would ever want to leave a home like this, but Jesus, the Son of God, chose to! Why? He was being sent on a mission by God, His Father to save sinners that they could know Him and one day come live in heaven with Him forever. Any where would Jesus go when He finished? Right back to His home in heaven, where once more He would enjoy the Perfect Wonderfulness of life with God the Father and the Holy Spirit. Jesus loved His Father and He loved God's people, so He would go. but He looked forward to being done, for there was no place like home!

Down to earth went the Son of God. He was born a baby boy--Mary's son. Fully human, fully God. And He was given the name, Jesus.

When Jesus grew up. He began to preach. "Repent--turn away from your sins--for the Kingdom of God is near. believe in Me. I'm the Promised One, sent to bring you to God. He backed up His words with amazing miracles. Sick people healed; dead people brought back to life. Thousands fed with only a few fish and loaves of bread.

The people were amazed! "Who has seen such mighty deeds! Who has heard such powerful words! Could this be God's promised Messiah, the king who will destroy Israel's enemies and bring God's kingdom?" they wondered. Great crowds of people began to follow Jesus. Many wanted to overthrow the Romans and make Him their king.

But Jesus knew this would never do. Perhaps the idea of living a rich life in a grand palace sounding temptingly easy. But it would never save God's people from their sins. Only suffering and dying on the cross would do that! And what did the gold of a earthly throne offer compared with fellowship with God and the beautiful glory of heaven His home. Jesus withdrew from the crowds and prayed to His Father in heaven. No. There was no place like home!

The crowds didn't like Jesus' decision. Before long, their praise turned to hatred. "Crucify Him! Crucify Him!" they cried as Jesus was arrested and sentenced to death on a cross--although He had done nothing wrong.

A sign was posted above Jesus as He hung on the cross. It said, "This is Jesus, the King of the Jews." Those who passed by made fun of Him: "Come down from the cross if you are God's Son," they jeered.

Jesus could have done just that, if He had wanted. Thousands of angels stood waiting His command. But the Bible tells us that Jesus chose to endure the suffering of cross by thinking of the joy set before Him. What joys? The joy of triumphing over sin and death for God's people. The joy of fellowship with God the Father and God, the Holy Spirit in heaven once more.

Story-telling Tips

Ahead of time:

1. Read the Bible verses and story. Pray!
2. Create story cue cards on index cards (or highlight text).
3. Practice telling story dramatically, timing your presentation. Shorten, if necessary to fit your allotted time.
4. Decorate area with story props that help bring your story alive.

During your presentation:

1. Maintain as much eye contact as possible as you tell the story. Point to/use props at important points in the story. Include the kids in your story with a few questions about what they think will happen or words/concepts that might be new to them.
2. Watch the kids for signs that their attention span has been reached. Shorten, if necessary.

And the joy knowing that His death would mean God's people would share in that wonderful fellowship, too. There was no place like home for Jesus. And there would be no place like this home for God's people, too. So Jesus kept suffering on the cross, knowing that soon He would be home forever.

There were two criminals that were crucified with Jesus that day. One of them also insulted Jesus: "Aren't you the Christ? Save yourself for us!" he said to Jesus.

But the other criminal believed in Jesus. "Don't you fear God? We are getting the punishment we deserve, but Jesus has done nothing wrong!" He told the other man. Then to Jesus he said, "Jesus, remember me when You come into your kingdom."

Jesus answered him, "Today you will be with Me in My kingdom. You will be coming home to heaven with Me."

Three hours later, it was all over. Jesus cried out in a loud voice, "It is finished," and died. The other two men died that day, too.

To heaven went the spirits of Jesus and the believing thief. The thief could hardly believe the rich beauty of his new home. Never could he have imagined a place so wonderful.

But oh, the roar of praise, the blazing light of glory, and the flood of love and joy that burst upon Jesus as He entered His heavenly home! He had done without many good things on earth. He had struggled against sin. He had suffered more than anyone whatever suffer to complete the mission his father had given him. And now he had won the victory over death! All glory, honor and praise would be His now and forever, the angels proclaimed.

Jesus was delighted to be home in heaven again. Where the kingdom of God was in full bloom already. Where there was no sin, no sickness, no sadness, or death. Where the glory of God's presence dwelt in fullness. And where Jesus once more enjoyed the fullness Of fellowship with God the father God the Holy Spirit. And because of Him, it would be where God's people would live, enjoying the Perfect Wonderfulness of that fellowship, too. There really was no place like home!

Jesus was delighted to be home in heaven again. Where the kingdom of God was in full bloom already.

Where there was no sin, no sickness, no sadness, or death. Where the glory of God's presence dwelt in fullness. And where Jesus once more enjoyed the fullness of fellowship with God the Father and God the Holy Spirit. And because of Him, it would be where God's people would live, enjoying the Perfect Wonderfulness of that fellowship, too. There really was no place like home!

Cracking the Case:

It's time to answer our Case Questions.

1. Who was the Homebound Hero? Where was His home and what was it like?

Jesus. His home was heaven. It was perfect, without any sin, suffering or death. It was where He enjoyed the Perfect Wonderfulness of fellowship with God the Father and God the Holy Spirit.

2. What did He do before He went home that made Him a hero? He suffered and died on the cross to save God's people from their sins. He did this so they could be God's people and also come live in heaven, enjoying the Perfect Wonderfulness of close fellowship with God forever, too.

Something For You and Me

Our Bible Truth is:

God's People Know Heaven Is Their Home

Our Bible Verse is: **Philippians 3:18-20**

"For many, of whom I have often told you and now tell you even with tears, walk as enemies of the cross of Christ. Their end is destruction, their god is their belly, and they glory in their shame, with minds set on earthly things. But our citizenship is in heaven, and from it we await a Savior, the Lord Jesus Christ."

What about you and me? Like the thief who turned from his sins and believed in Jesus while dying on the cross, so we, too, can turn from our sins, trust in Jesus as our Savior and be saved. Then we will become God's adopted people. The Holy Spirit will come and live in our hearts and through His wonderful fellowship in our hearts, we can already begin to have a taste of life in God's Kingdom even today!

But, of course, that is only the beginning, for if we become God's people, we can look forward to the day when we die and go to be in heaven and enjoy God's

wonderful presence at last.

And even that is not all, for one day Jesus will come back to this earth. He will bring an end to sin and death in this world and He will make new heavens and earth. Then at last, God's kingdom here on earth will be in full blossom just like it is already in heaven now. Everywhere Jesus will reign and everyone will rejoice in His glory, goodness and beauty. And God's people will enjoy all these pleasures of eternal life with God forever.

Let's praise this God who delights to make sinners His dearly loved people and take them to live in His wonderful home with Him forever. Let's ask Him to help us to turn away from our sins and trust in Jesus as our Savior. Let's ask Him to help us to remember the eternal rewards and pleasures of heaven that we might take joy in obeying His will for our lives here on earth, no matter what He calls us to give up or endure according to His good and wise plan.

Close in prayer.

Special Words

Mission: A special task, often involving overcoming difficulties and enemies.

Kingdom of God: Where God and His good ways are obeyed and enjoyed by God's people. Heaven is where the Kingdom of God is fully enjoyed already. God's people enjoy a taste of God's Kingdom in their hearts now as they know and love God. One day, Jesus will return and fully establish the Kingdom of God completely in the new heaven and earth, too.

Messiah: Special chosen one promised by God to save God's people from their sins, overthrow God's enemies, and bring in and rule over God's Kingdom.

Crucify: A terrible punishment in which a person is nailed to a wooden cross and left to die. Used by the Romans to punish the worst criminals.

Closing ACTS Prayer

A Jesus, we praise You for Your amazing love for sinners and for God, Your Father, to be willing to leave Your wonderful home in heaven to save us.

C God, we confess that many times we don't appreciate all that Jesus left behind to be our Savior. We grumble at things we know God might want us to do, but forget all that He has done to save people like us!

T God, we thank You that You, Yourself, made the way for sinner like us to live with You in Your wonderful heavenly home forever.

S God, work in our hearts. Help us to confess our sins, turn away from them and trust Jesus as our own Savior. Change us and prepare us to live with You in heaven by helping us love and obey You. Help us to long to be with You in heaven.

ACTS PRAYER ACTIVITY

Use this sheet to write down your ACTS Prayer

Instructions:

Use this sheet to help the children apply the Bible Truth into a prayer. You can use the ACTS provided or even better, have the kids think of their own applications. Also have the children add their personal requests to the prayer, too. Lead the children in the prayer or let them pray sections, with your help. Never force a child to pray! Non-readers can participate by you whispering a section of the prayer into their ear and allowing them to pray it aloud for the group.

ADORATION:

God, we praise You for being the Preparer of Your people's wonderful home in heaven.

God, we praise You for being.....

Add your own Adorations:

CONFESSION:

We confess that many times we grasp for the best things in life here on earth and grumble when we don't get them. We forget about You. We forget that we can one day live with You in heaven which will be far better than anything we can imagine.

God, we have sinned against You....

Add your own Confessions:

THANKSGIVING:

Thank You, God, for being willing to forgive all our sins through Jesus so that we can have eternal life and be with You forever in heaven.

God, we thank You for...

Add your own Thanksgivings:

SUPPLICATION:

God, work in our hearts that we might turn away from our sins and trust in Jesus as our Savior. Help us to desire to be with You in heaven, most of all. Prepare our hearts by helping us love and obey You more today.

God, we need Your help...

Add your own Supplication:

SNEAKY SNACK

Can you figure out how this snack ties in with our case?

Snack: Miraculous Meal

Goldfish (or fish sticks) and pita bread, like the food Jesus miraculously multiplied for the crowd of 5000.

This is only a suggestion. Feel free to modify. Be mindful of allergy issues among your children!

Case Tie-in: Jesus did many miracles to teach the people and help them believe that He really was the Son of God come from heaven to save them.

SOUL FOOD

Food for thought during snack time

1. What does the snack have to do with the story?

Choose a few questions from the other activity discussion sheets to talk about during this snack time.

2.

3.

4.

5.

6.

7.

Directions: Read and discuss Bible Truth, using a FEW of the questions. Play game. Feel free to modify the game to fit your children.

God's People Know Heaven Is Their Home.

Jesus is God's Son. He left His home in heaven to come to earth to save God's people. He lived a perfect life and offered it up on the cross as the perfect payment for the sins of God's people, so they would be God's forever. Jesus rose from the dead on the third day then went back to heaven to reign. He is preparing a place for God's people to come and live with Him. There is nothing better than living with God and enjoying Him forever. The Bible tells us that we can't even imagine how wonderful it will be. There are many hard things that God's people may have to endure here on earth, but they look forward to the day when they go home to heaven and suffer no more. There are also many good things that God's people enjoy here on earth, but they know that none of them can compare to the good things they will enjoy in heaven in God's presence. Every day, God's people try to please God with whatever happens in their lives, but they are always looking forward to that wonderful day when they will go home to be with Him forever.

Understanding the Bible Truth

1. Who is Jesus? *God's Son.*
2. Where is Jesus' home and why did He leave it? *Heaven. He left it to come to earth and save God's people from their sins.*
3. What did Jesus do on earth for God's people? *Lived a perfect life, then offered it up on the cross as the perfect payment for their sins so they could be God's forever.*
4. What happened to Jesus after He died on the cross? *He rose from the dead on the third day and went back home to heaven.*
5. What is Jesus doing in heaven? *He is reigning and He is preparing a place for God's people to live.*
6. What is the best thing we can enjoy? *Living with God and enjoying Him forever.*
7. What about heaven helps God's people endure their hardships with joy? *They will have eternal happiness there with God. He will give them many good things, more wonderful than anyone can imagine.*
8. Who do God's people try to please each day? *They try to please God with whatever happens in their lives.*
9. What are God's people always looking forward to? *The day when they will go home to be with God forever.*

Story Connection Questions

How does the case story point to the **Bible Truth: God's People Know Heaven Is Their Home:**

1. What about heaven did Jesus look forward to enjoying again? *The joy set before Him. The joy of being fully in fellowship again with God the Father and Holy Spirit; having His people be with Him there; and, receiving the praise due His name.*

Bible Verse Connection Question

1. What does our Bible Truth have to do with our **Bible Verse: Philippians 3:18-20:** "For many, of whom I have often told you and now tell you even with tears, walk as enemies of the cross of Christ. Their end is destruction, their god is their belly, and they glory in their shame, with minds set on earthly things. But our citizenship is in heaven, and from it we await a Savior, the Lord Jesus Christ."?

God's people know heaven in their home. They look forward to the day when their troubles here are over and they will get to live with God forever in that wonderful place.

Life Application Questions

1. How can knowing heaven is their home help God's people through their hardships? *They can know that one day the hardships will end and they will enjoy close fellowship with God forever. They know that in heaven, God will give them far greater treasures than anything they gave up here.*
2. How can we become God's people? *By turning away from our sins and trusting in Jesus as our Savior.*

BIBLE TRUTH 13 REVIEW

ACTS Questions

1. What is something we can praise God for because of this Bible Truth?

Praise God for being Preparer of His people's wonderful home in heaven.

2. What are sins we can confess to God because of this Bible Truth? *Confess that many times we grasp for the best things in life here on earth and grumble when we don't get them. We forget about God. We forget that we can one day live in a wonderful heavenly home with Him, if we are those who turn from their sins and trust in Jesus as their own Savior. That heavenly home will be far better than anything we can know or have here.*

3. What is something we can thank God for because of this Bible Truth?

Thank God for sending Jesus to rescue sinful people like us.

4. What is something we can ask God for because of this Bible Truth?

Ask God to work in our hearts that we might turn away from our sins and trust in Him as our own Savior. We can ask Him to fit us for heaven, by helping us to love God, obey Him and long to be with Him.

The Gospel

1. What is God's marvelous plan to make sinners like us His people, to live with Him forever in heaven? What is the gospel?

God is the good Creator and King of the world. He made people to worship Him and live by His good laws. But we are all sinners who've rebelled against Him. We all deserve death--God's just, eternal punishment for our sins. How terrible! But God has good news for us. In His great mercy, God sent His Son, Jesus to earth as a man to save sinners. He lived the perfect life that pleases God. (He's the only one who's ever done that!) He offered it up to God His Father as the perfect sacrifice for sins when He suffered and died on the cross. Then, on the third day, Jesus rose from the dead in victory. He had fully paid for the sins of God's people, so they wouldn't have to! Now all who turn away from their sins and trust in Jesus as their Savior will receive forgiveness of sins and eternal life with God. They will be His very own special people who will know Him and enjoy Him forever. We can be God's people, too, if we turn from our sins and trust in Jesus as our own Savior.

BIBLE TRUTH 13 REVIEW

Game: Obey! Omit!

Materials

Bible Truth Questions

Preparing the Game

1. Choose 20+ questions for your game from the Bible Truth Discussion Questions, or make up your own.
2. Write the Bible Truth questions on small thin strips of paper (or make a photocopy of the Bible Truth Discussion Questions and simply cut them into strips) and put them in the bag/bowl.

Playing the Game

Divide the children into two teams, having them line up in straight lines, arms' length apart, side to side. The leader stands at one end of the two lines and tells the children that he/she will tell them to do a certain action, saying "Obey" or "Omit" right before doing it. Children are to do the action if the leader says "Obey", but NOT do it if they say "Omit" first. Any child caught moving when the leader has said "Omit" is identified and is the Question Chooser for the class. If the class answers the question correctly, then the child resumes play. If not, then the child must sit out until another round when a correct answer is given.

Game continues as number of questions, time, and attention span allow.

NOTE: Have children who are "Out" help give you ideas for actions.

Non-competitive Option

Let the Question Chooser immediately back into the game, even if the class misses the question. Add the missed question back into the bag for further review.

Optional TAKING IT TO OTHERS Activity: Quiz Questions

Have the children choose a few of the questions from the game to ask the parents/other children during TAKING IT TO OTHERS time. Help pre-readers by whispering the question in their ear and letting them ask it aloud to the parents/other children. Make sure you read the Bible verse aloud before you ask your questions.

Directions:

1. Write words to song in large print before class.
2. Play the song for the children, helping them follow along on the song sheet.
3. Discuss the song, using a few questions from the discussion sheet. *Don't use them all!*
4. Introduce sign language for key words of your choice from sign language sheet for your song. Use as few or as many as you think the children can learn.
5. Sing and sign the song. Sign language as well as large format lyrics and sheet music are found in the PFI Unit Songbook or online.
6. If desired, play the Song Game.

Optional TAKING IT TO OTHERS Activity: Presenting and Singing the Song

1. Sing and sign the song, encouraging the watching children/parents to join in.
2. Ask the class some of the questions listed below. The Bible Truth Connection Question is particularly good to help them understand how the song ties in with the Bible Truth.

The Sands of Time Are Sinking

Verse 1

The sands of time are sinking, The dawn of Heaven breaks,
The summer morn I've sighed for, The fair, sweet morn awakes;
Dark, dark hath been the midnight, But dayspring is at hand.
And glory, glory dwelleth, In Immanuel's land.

Verse 2

The King, there in his beauty, Without a veil is seen,
It were a well-spent journey, Though sev'n deaths lay between;
The Lamb with his fair army, Doth mercy doth expand,
And glory, glory dwelleth, In Immanuel's land.

Listen to it on PFI ESV Songs 12, Tracks 46-49

Verse 3

O Christ, He is the fountain, The deep, deep well of love,
The streams of earth I've tasted, More deep I'll drink above,
There to an ocean fullness, His mercy doth expand,
And glory, glory dwelleth, In Immanuel's land.

Verse 4

With mercy and with judgment, My web of time He wove,
And aye the dews of sorrow, Were lusted with His love,
I'll bless the hand that guideth, I'll bless the heart that planned,
When throned where glory dwelleth, In Immanuel's land.

Understanding the Song

1. What does the sands of time are sinking mean? *People used to tell time with a hourglass. It would take exactly one hour for the sand to sink from the top of the glass to the bottom. God's people know that the sands of time are sinking--the day when they will go to live at home with God in heaven is coming closer and closer.*
2. Why would this life be called dark, like midnight? Why is getting to be in heaven like the coming of the sun in the morning? *The sin, death and brokenness in this world that makes it sad. Darkness is used as a picture of that sadness. Life with God in heaven will be perfectly wonderful always. Bright sunshine is used as a picture of that happiness.*
3. Who is Immanuel? What does that mean? Why is heaven His land? *Immanuel is a nickname for Jesus. It means God with us, because Jesus came from heaven to earth to save sinners and bring them to God. Heaven is Immanuel's land because that's where Jesus came from and because that's where He takes His people to live with Him when they die.*
4. Who will God's people see in heaven? What will He be like? What is his nickname? Why? *They will see Jesus, the Lamb, in all His beauty and glory. He is called the "Lamb" because lambs were often offered (in Old Testament times) as sacrifices when people sinned. Jesus was the perfect payment for the sins of God's people.*
5. Who is Christ and how is He like a fountain? *Jesus is the Christ---the special Savior sent from God. A fountain was an old name for a deep well full of water where you could drink and drink until you would not be thirst anymore. Jesus' love for His people is like a fountain. It never runs out for them. Here on earth and later in heaven, they will enjoy more and more of it. It will never run out, just like the ocean never runs out of water!*
6. What does it mean that God wove the web of time of His people with mercy and judgment? What will God's people praise Him for about their lives when they get to heaven? *A spider carefully weaves its web. Every single thread is put in place where he wants it to be. God carefully plans out every single day of His people's lives. There may be times of sorrow. But God's people trust in God's good plan for them every day they live here on earth; They know that's true, even when they don't understand it all. Just like a web glistens and shines in the morning when the sun shines on the dew that collects on the web and makes it look so beautiful, so in heaven, God's people will fully see how true it was that God used all things for the good in their lives. They will praise God for all the good and wise things He did.*

Bible Truth Connection Question

1. How does this song relate to our Bible Truth: **God's People Know Heaven Is There Home?**
God's people look forward to the day when they will get to see Jesus, their King, face to face at last! They know how He has loved them, by dying for their sins to save them. They have seen how He has planned everything in their lives for their good and His glory. These things are good, but they are nothing compared with the day when they will see their King in all His beauty and glory in heaven and live there forever--Immanuel's land!

Story Connection

1. How does this song relate to today's story? *Jesus' work on earth was harder than anyone who has ever and will ever live on earth. He endured His work joyfully because He looked forward to dwelling in glory at home with God the Father and the Holy Spirit when it was done. He looked forward to God's people all being there in Immanuel's land, enjoying God forever. They would be there because He was the Lamb who had been willing to suffer and die in their place! How they will praise God for what Jesus did for them!*

Bible Verse Connection Question

1. What does this hymn have to do with our Bible Verse: **Philippians 3:18-20**: "For many, of whom I have often told you and now tell you even with tears, walk as enemies of the cross of Christ. Their end is destruction, their god is their belly, and they glory in their shame, with minds set on earthly things. But our citizenship is in heaven, and from it we await a Savior, the Lord Jesus Christ."?

God's people know that the sands of time is sinking--that is, their lives and this earth will not last forever. While there are many things that they enjoy in this life, there are many hard things, too, brought by the sin and brokenness in this world. Sometimes they even suffer because they are Christians. But, God's people remember that their citizenship is in heaven. That is where their King reigns in beautiful. That's where they will see Him face to face and live with Him forever. They know how much He loves them and will help them through everything in this life, but heaven will be home. They eagerly look forward to the day when they will live in Immanuel's land (heaven) forever. They look forward to the day when He will return and bring His kingdom that will last forever and ever.

Life Application Questions

1. How can we be affected by the message of this song? *We can remember that this life here on earth will not last forever. We can remember how great is God's love for His people. Not only will He be at work, doing good to them in everything they go through in this life, but that He is preparing them a home with Him that will be forever. There, they will see Him and enjoy Him. How wonderful it will be!*

2. What must we do if we are to go to live with God in heaven? How can we be God's people? *We must turn away from our sins and trust in Jesus as our Savior.*

ACTS Questions

1. What is something we can praise God for from this hymn?

We can praise God for being the Giver of Eternal Life with Him in Heaven.

2. What are sins we can confess to God from this hymn?

Sometimes we live our life here on earth as if it will never end. We don't think about God and seek to know, love and obey Him as we should. We don't want to think about heaven. We want to think about getting what we want, how we want it, right now, here on earth. We need a Savior!

3. What is something we can thank God for from this hymn?

We can thank God for the wonderful home with Him in heaven that He has for all who turn from their sins and trust in Jesus as their Savior. How wonderful it will be to see Him, the great King, at last! We can thank Him for how He cares for all His people and has carefully planned for all things in their lives to be for their good and His glory. They may have had to endure some hard things, but He has helped them every step of the way.

4. What is something we can ask God for from this hymn?

We can ask God to work in our hearts, that we would confess our sins, turn from our sins and trust Jesus as our Savior. We can ask Him to help us remember that our lives here on earth will not last forever, and to help us to live in a way that prepares us to live with Him in heaven forever.

Gospel Question

1. This song reminds us that our lives on earth will not last forever, but there is a way for us to know eternal life with God after we die. What is that way? What is the gospel? *God is the good Creator and King of the world. He made people to worship Him and live by His good laws. But we are all sinners who've rebelled against Him. We all deserve death--God's just, eternal punishment for our sins. How terrible! But God has good news for us. In His great mercy, God sent His Son, Jesus to earth as a man to save sinners. He lived the perfect life that pleases God. (He's the only one who's ever done that!) He offered it up to God His Father as the perfect sacrifice for sins when He suffered and died on the cross. Then, on the third day, Jesus rose from the dead in victory. He had fully paid for the sins of God's people, so they wouldn't have to! Now all who turn away from their sins and trust in Jesus as their Savior will receive forgiveness of sins and eternal life with God. They will be His very own special people who will know Him and enjoy Him forever. We can be God's people, too, if we turn from our sins and trust in Jesus as our own Savior.*

Song Game: Big Voice, Little Voice

Materials

Song

Sign language signs used in the song printed out onto little cards

Blindfold

Preparing the Game

None.

Playing the Game

1. Practice the song and signs until the children know them well. Then tell them: "Children, we are going to hide a sign language sign and see if one of you can find it... with a little help from the rest of us!"
2. Choose someone to be "It" and blindfold them. Choose another child to hide one of the sign language cards. When it's hidden, "It" can remove the blindfold and begin to look.
3. The rest of the children will sing the song in a louder voice when "It" gets closer to the hidden sign and quieter when "It" gets further from the sign.
4. When "It" finds the hidden clue, another "It" is chosen and play begins again.

Game continues as number of questions, time, and attention span allow.

choose a FEW questions for discussion, then choose the game and/or music activity

Meditation Version: Philippians 3:18-20 ESV

“For many, of whom I have often told you and now tell you even with tears, walk as enemies of the cross of Christ. Their end is destruction, their god is their belly, and they glory in their shame, with minds set on earthly things. But our citizenship is in heaven, and from it we await a Savior, the Lord Jesus Christ.”

Alternate Memory Version: Philippians 3:18,19,20 ESV

“For many...walk as enemies of the cross of Christ. Their end is destruction...with minds set on earthly things. But our citizenship is in heaven, and from it we await a Savior, the Lord Jesus Christ.”

Understanding the Bible Verse

1. Who is the “I” and the “you” in this verse? *“I” is Paul, who wrote these words to believers in the city of Philippi.*
2. What had Paul told the Philippian believers before? *That many live as enemies of the cross of Christ.*
3. What does it mean to walk as a enemy of the cross of Christ? *It means that they reject the good news of salvation through Jesus. They do not think you need to turn away from your sins and trust in Jesus as your Savior to be saved. And not only do they reject, but they do not want others to believe it either.*
4. What sorts of things had the enemies of the cross of Christ done to Paul to try to stop him from telling others the good news of Jesus? *They had him stoned, beaten, put him in prison, and in the end, they even put him to death.*
5. How did Paul feel about so many people living as enemies to the cross of Christ? Why? *He was so sad about it that he cried about it. He felt this way because he knew that without faith in Jesus, these people would face God’s eternal punishment. Paul did not want anyone to face that! He wanted them to be forgiven and to become God’s people.*
6. What is the destiny of these enemies of the cross of Christ? *Destruction.*
7. What kind of destruction does Paul have in mind? *Facing God’s eternal punishment for their sins. They will forever have to live away from God and everything good.*
8. What does Paul mean when he says their god is their belly? *Not that they worship their stomachs, but that they want to get right now whatever it is that they desire, just like stomachs ache to be filled with food when we are hungry. They want what they want right now! Also, there were some people who thought if they ate certain foods in certain ways, according to God’s laws that they could please God with these good works. Paul may also have been talking about these people, too.*
9. What does it mean that their glory is their shame? *This kind of glory stands for something that they are proud of that they are or have done. Paul here is saying that many are proud and even feel like they please God by certain things they do. But, because they trust in these good works to please God rather than in Jesus and His death on the cross, they should really be ashamed of these good works instead of proud of them. They will never be enough to please God.*
10. What does Paul say the mind of these enemies of the cross of Christ is on? What does he mean? *Earthly things. He means that they are so busy thinking and doing things that only matter here that they have forgotten God and His ways.*
11. What is citizenship and where is the citizenship of believers? *Citizenship means the city or home where you belong. The citizenship or home of all believers is heaven.*
12. What does it mean for God’s people to have their citizenship in heaven? *It means that heaven is the place where they will be at home. They think about it and live by its laws. It is the place where they will receive the rich reward God promises to give all of His people. They look forward to getting to live there.*
13. Who do believers eagerly await for who will come from heaven? *Jesus Christ.*
14. When will Jesus come? What will He do then? *At the end of time Jesus will come back to bring an end to sin and death once and for all. He will judge all people and give them their eternal punishments and rewards—eternal death to those who have not turned away from their sins and trusted in Him as their Savior; but eternal life to those who have turned away from their sins and trusted in Him as their Savior. He will reign forever with His people, forever happy, in the new heavens and earth.*

Bible Truth Connection Question

1. What does this verse have to do with the **Bible Truth: God's People Know Heaven Is Their Home?**

God's people know heaven in their home. They look forward to the day when their troubles here are over and they will get to live with God forever in that wonderful place.

Story Connection Questions

1. What does the verse have to do with our story? *When the people rejected Jesus for not being an earthly king, they showed that they were living as enemies of the cross. Their destiny was destruction. Their minds were on earthly things, not heavenly things. But Jesus knew His citizenship was in heaven. As He endured the cross, He looked forward with joy to the day when He would be there once more, with God His Father and God the Holy Spirit. He looked forward with joy to bringing His people to live with Him there forever.*

Life Application Questions

1. How can God's people who suffer today be encouraged by thinking about their home in heaven? *They can remember that their sufferings will only last for a while. They will soon be free of their hard times and enjoy their heavenly home, where there will be no more sin, sadness or death and they will get to enjoy God's presence forever.*

2. How can we become God's people? *By turning away from our sins and trusting in Jesus as our Savior.*

ACTS Questions

1. What is something we can praise God for from this Bible verse?

Praise God for being the Savior of His people who has given them heaven to be their home.

2. What are sins we can confess to God from this Bible verse?

We confess that many times our minds are filled up with earthly things and we do not think about God and what pleases Him in how we live.

3. What is something we can thank God for from this Bible verse?

We can thank God for His promise to send Jesus to come and bring an end to sin and death once and for all.

4. What is something we can ask God for from this Bible verse?

We can ask God to work in our hearts that we would want to confess our sins, turn away from disobeying Him and trust in Jesus as our own Savior. We can ask Him to help us to not have our minds on earthly things, but think about Him and what pleases Him.

The Gospel

1. What has God done so that sinners like you and me can have our citizenship be in heaven with Him? What is the good news of Jesus? What is the gospel?

God is the good Creator and King of the world. He made people to worship Him and live by His good laws. But we are all sinners who've rebelled against Him. We all deserve death--God's just, eternal punishment for our sins. How terrible! But God has good news for us. In His great mercy, God sent His Son, Jesus to earth as a man to save sinners. He lived the perfect life that pleases God. (He's the only one who's ever done that!) He offered it up to God His Father as the perfect sacrifice for sins when He suffered and died on the cross. Then, on the third day, Jesus rose from the dead in victory. He had fully paid for the sins of God's people, so they wouldn't have to! Now all who turn away from their sins and trust in Jesus as their Savior will receive forgiveness of sins and eternal life with God. They will be His very own special people who will know Him and enjoy Him forever. We can be God's people, too, if we turn from our sins and trust in Jesus as our own Savior.

Game: Simon Says How

Materials

Bible verse written up in large print so that all can see

A die

Die Number and Action Chart (see below)

Preparing the Game

Make a sign as follows:

1 = Head

2 = Feet

3 = Hands

4 = Head and Feet

5 = Feet and Hands

6 = Whole Body

Learning the Verse

Some or all of your children may be non- or early readers. Teach the verse in sections, having them say it after you. Repeat a few times. Add clapping or other movement as they say it.

Directions

1. If desired, lead the children in a discussion of a **FEW** of the most important questions before beginning game.

2. Explain the game to them as follows:

Have the children spread out facing the leader. Tell the children that they are going to play "Simon Says How", a game in which everyone will take turns making up different actions that they will try to do while trying to say the verse. Explain that "Simon" will roll the die and make up actions that use the parts of the body that correspond to the number on the chart. Everyone else will then recite the verse while doing the actions "Simon" made up. Simon will then choose another person to be Simon in his place.

Game continues until all children get to be Simon, or as time and attention span allow.

Optional **TAKING IT TO OTHERS** Activity: Quiz Questions

Have the children choose a few of the questions from the game to ask the parents/other children during **TAKING IT TO OTHERS** time. Help pre-readers by whispering the question in their ear and letting them ask it aloud to the parents/other children. Make sure you read the Bible verse aloud before you ask your questions.

Directions:

1. Write words to song in large print before class.
2. Play the song for the children, helping them follow along on the song sheet.
3. Discuss the song, using a few questions from the discussion sheet. *Don't use them all!*
4. Introduce sign language for key words of your choice from sign language sheet for your song. Use as few or as many as you think the children can learn.
5. Sing and sign the song. Sign language as well as large format lyrics and sheet music are found in the PFI Unit Songbook or online.
6. If desired, play the Song Game.

Optional TAKING IT TO OTHERS Activity: Presenting and Singing the Song

1. Sing and sign the song, encouraging the watching children/parents to join in.
2. Ask the class some of the questions listed below. The Bible Truth Connection Question is particularly good to help them understand how the song ties in with the Bible Truth.

Our Citizenship Is in Heaven

Many live as enemies of the cross of Christ,
 Many live as enemies of the cross of Christ,
 Their destiny is destruction,
 Their mind's on earthly things,
 Their mind's on earthly things

But what about God's people?

But our citizenship is in heav'n,
 Yes, our citizenship is in heav'n,
 And we eagerly, we eagerly,
 Await a Savior from there.
 Philippians Three, eighteen through twenty.

Listen to it on PFI NIV Songs 12, Track 50

Song Game: Sign It, Say It, What Does It Mean?

Materials

Sign Language signs used in song, particularly choose words with important meanings you want the children to learn, such as "grace", "redeem", etc.

Bag or bowl

Preparing the Game

1. Cut out signs and put in bowl.

Playing the Game

1. Practice the song and signs until the children know them well. Then put all the signs we've learned in this bag/ bowl and mix them up.
2. Ask one of the children to choose a sign, but not show it to anyone...but you, if they need some help.
3. Ask the child to do the sign for the rest of the children and see if the other children can guess which one it is. Do the sign with the child, if desired.
4. When the children guess the sign, ask them the meaning of the word. If no one guesses the sign, put it back in the bowl to be picked again.
5. Choose another child to pick a new sign from the bag and continue.

NOTE: You might want to sing the song after you do each word or couple of words.

STORY REVIEW

Directions: Read and discuss Bible Truth, using a FEW of the questions. Play game. Feel free to modify the game to fit your children.

General Story Questions

1. What was did heaven not have? *Sadness, loneliness, death, sin, etc.*
2. What good things did heaven have? *Perfect love and goodness, things more beautiful than you can ever imagine, the close fellowship of God the Father, Son and Holy Spirit, glorious light.*
3. How was heaven like a homeland, not just a home? *Everyone and everything lives perfectly under God's reign. It is not just a house, but a whole land, filled with the glorious presence of God.*
4. Why did Jesus, the Son of God, leave heaven? *To do the mission His Father had for Him.*
5. What was the message of Jesus' mission on earth? *To tell people to repent of their sins and trust in Him for forgiveness. If they did, they would have close fellowship with God and live with Him forever in heaven.*
6. What did Jesus do that showed He was really who He said He was? *Many miracles.*
7. What did people think when they heard Jesus talk and see what He did? *They thought He must be the king God promised them would come and save them.*
8. Why did they want to make Jesus their earthly king? *They wanted happiness and peace here on earth. They didn't understand/want to wait for the kingdom of heaven.*
9. Why did Jesus not encourage the people to make Him their earthly king? *He knew that wasn't what His Father had planned for Him. He knew that the people would not be saved from their sins if He was just their earthly king. He had to suffer and die for that to happen.*
10. Why did the people turn on Jesus? *He would not do what they wanted Him to do.*
11. What did Jesus' enemies say to Him while He hung on the cross? *They mocked Him for saying He was the King of Israel. They told Him to prove He was the Son of God by coming down from the cross.*
12. Why did Jesus choose to keep suffering on the cross, instead of proving to the leaders and the people who He was? *Because He thought about His home in heaven and knew that what He would soon have there was far more wonderful than anything He might have on earth.*

Bible Truth Connection Questions

1. What does this story have to do with our **Bible Truth: God's People Know Heaven Is Their Home?** *Jesus was willing to do without good things, to struggle against sinful desires, and even to suffer terribly here on earth because He knew that heaven was His home. There He would receive far greater rewards, praise and love than anything earth could offer.*

Bible Verse Connection Question

1. What does the story have to do with our **Bible Verse: Philippians 3:18-20:** "For many, of whom I have often told you and now tell you even with tears, walk as enemies of the cross of Christ. Their end is destruction, their god is their belly, and they glory in their shame, with minds set on earthly things. But our citizenship is in heaven, and from it we await a Savior, the Lord Jesus Christ."?

When the people rejected Jesus for not being an earthly king, they showed that they were living as enemies of the cross. Their destiny was destruction. Their minds were on earthly things, not heavenly things. But Jesus knew His citizenship was in heaven. As He endured the cross, He looked forward with joy to the day when He would be there once more, with God His Father and God the Holy Spirit. He looked forward with joy to bringing His people to live with Him there forever.

Life Application Questions

1. How can know heaven is their home help God's people through hard times? *They can know that their hard times will not last forever; and that in heaven they will never no sadness again and will enjoy love and things far greater than anything they could have had on earth.*
2. How can we become God's people? *By turning from our sins and trusting in Jesus as our Savior.*
3. Do you ever think about heaven? When?

ACTS Questions

1. What's something we can praise God for from this story? *Praise Jesus for loving His God's people so much that He would leave His wonderful home in heaven to save them.*

2. What's something we can confess from this story? *Confess that many times we do not appreciate all that Jesus left behind in order to save sinful people like us. We grumble at things we know God might want us to do, but forget all that He has done to save people like us! We need Jesus to save us from our sins!*

3. What's something we can thank God for from this story?

We can thank God that He, Himself, made a way for sinful people like us to live with Him in His wonderful heavenly home.

4. What is something we can ask God for, from this story?

We can ask God to work in our hearts, helping us to confess our sins, turn away from them and trust Jesus as our own Savior. We can ask Him to fit us for heaven, by helping us to love God, obey Him and long to be with Him.

The Gospel

1. Why did Jesus leave His home in heaven?! What is the gospel?

God is the good Creator and King of the world. He made people to worship Him and live by His good laws. But we are all sinners who've rebelled against Him. We all deserve death--God's just, eternal punishment for our sins. How terrible! But God has good news for us. In His great mercy, God sent His Son, Jesus to earth as a man to save sinners. He lived the perfect life that pleases God. (He's the only one who's ever done that!) He offered it up to God His Father as the perfect sacrifice for sins when He suffered and died on the cross. Then, on the third day, Jesus rose from the dead in victory. He had fully paid for the sins of God's people, so they wouldn't have to! Now all who turn away from their sins and trust in Jesus as their Savior will receive forgiveness of sins and eternal life with God. They will be His very own special people who will know Him and enjoy Him forever. We can be God's people, too, if we turn from our sins and trust in Jesus as our own Savior.

Game: Secret Agent

Materials

Various detective looking items (a hat, dark glasses, tie, suit, watch, etc)

Paper and Marker

Tape

Story Review Questions

Preparing the Game

1. Choose 20+ questions for your game from the Story Review Discussion Questions, or make up your own.
2. Write out the questions on small, thin strips of paper. (Or photocopy the review questions and cut them apart). Tape (or pin) each of these in secret places on the detective outfit, such as on the bottom of your shoe, underneath your watch band, inside the hat, on the side of the glasses, etc.

Playing the Game

Divide the children into two teams. Teams will take turn having one of their members guess where a location of a Story Review question on your detective outfit. A team gets a point for finding a question and a point for answering the question correctly. Have the children be specific in their guesses, such as: "on top of your hat" or "inside your hat", or "under your left shoe", etc. That makes for more of a challenge.. If a team is unable to answer the question correctly, the other team can try to answer it for a point.

Game continues until the children find all the questions, or as number of questions, time, and attention span allow.

Non-competitive Option

Don't split into teams. Tell the children how many questions you have hidden on your outfit and challenge them to work together to find them all and answer the questions. Keep track of how many questions they've found with tally marks on a piece of paper.

Optional TAKING IT TO OTHERS Activity: Quiz Questions

Have the children choose a few of the questions from the game to ask the parents/other children during TAKING IT TO OTHERS time. Help pre-readers by whispering the question in their ear and letting them ask it aloud to the parents/other children.

CASE REPLAY ACTIVITIES

Use this guide to review the Case Story and act it out for others to enjoy!

CASE REPLAY, JR: YOUNGEST CHILDREN

Description: The children will act out the story together, everyone doing the same action/sound effect at the same time. This activity is most suitable for kindergarteners.

Materials

The Case RePlay, Jr. script for younger children

Preparation

1. Read through the script and write in the blanks along the side possible actions/sound effects the children could do to act it out.

Instructions

1. Tell the children that they will be re-enacting the story together as you tell it.
2. As you read the script, lead the children in actions/sound effects to do with you.
3. If desired, you can read the script and stop at certain sentences and ask them what a good action/sound effect would be to act out what you just read.
4. Repeat the re-enactment one or two times more.

CASE REPLAY, SR: OLDER CHILDREN

Description: The children act out the story as a three-scene play. You will narrate it using the Case RePlay, Sr. script and they will act it out (no spoken words, for the most part), with each child assuming a different character's role. This activity is most suitable for first grade and up. You will review the story, then practice it a few times before performing it for others.

Materials

The Case RePlay, Sr. script
White board or other large format paper
Costumes and props

Preparation

1. Prepare for the play by choosing costumes and props for each character in the story. Decorate the area with any scenery props.
2. Write the words "Beginning," "Middle," "End" on a large piece of paper/whiteboard with plenty of space under each heading. You will use this paper to help the children think about the story as a three-scene play, as it is presented in the script.

Instructions

1. Tell the children that they will get to act out the story as a three-scene play, with a beginning, middle and end section. Tell them that before they can act it out, they need to think it out. as you narrate it with your script.
2. Take the children's answers as they recount the story, helping them put key incidents in the right order.
3. If desired, when they have filled in their Beginning, Middle, End, read through your whole (real) script, so they hear exactly what you will have them act out.
4. Then tell the children that it's time to practice acting out the story.
5. Assign parts to each child. If you are using costumes, do NOT give them out at this point. They will be a distraction.
6. Have all the children sit on the floor or in chairs on one side of the "stage," then call the characters up in place as their part in the story comes.
7. As you read the script, guide the children in where you want them to move or do to act it out.
8. After going through the whole script once, give out any costumes and props and act out the script once or twice more.

Optional TAKING IT TO OTHERS Activity: Re-enacting the Story

Read the script as the children act out together (younger) or assuming different roles (older) as the other children or the parents watch.

CASE REPLAY, JR--YOUNGER KIDS (KINDERGARTEN) P.2

“Welcome to our play! The name of our story is called: The Case of the Homebound Hero.

Our story takes place in Israel, in New Testament times, when Jesus came to earth to be our Savior.

And now we present: “The Case of the Homebound Hero.”

Scene 1:

Actions:

Jesus lived in heaven with God the Father and Holy Spirit. Heaven was a home more wonderful than anything anyone could possibly imagine. There was no sin, sadness or death. Everything was amazingly beautiful. There was only pure goodness and love. It is not just a home, but a homeland where everyone and everything was so wonderful. Jesus chose to leave this wonderful home and come to earth. He was sent on a mission by God the Father to save sinful people from their sins so they could live in fellowship with Him in heaven forever.

Scene 2:

Jesus was born as the son of Mary, yet was still the Son of God. When Jesus grew up, He began to preach the message of His mission. He called people to repent and believe in Him that they could live in fellowship with God in heaven forever. He did great miracles, too, that showed He was really who He said He was. He healed many sick people. He took five loaves and two fish and fed over 5000 men and their families, with baskets full left over. The people were amazed at what Jesus did and said. They thought He must be the promised Messiah and wanted to overthrow the Romans and make Him king of Israel. Jesus would have enjoyed great fame and a luxurious life as king of the Jews, but He thought about His home in heaven. He did not let them make Him king. He would do without these good things here on earth so He could fulfill the mission God gave Him. He chose to wait for the better things of heaven.

Scene 3

The people did not like Jesus’ choice. They quickly turned on Him. When the Jewish leaders arrested Him and the Romans sentenced Him to crucifixion, the people shouted for Him to be crucified. Jesus and two thieves were hung on crosses. Many people came and mocked Jesus. They told Him to come down from the cross and prove that He was God’s Son, the Messiah. Jesus thought about heaven rather than coming down from the cross to prove that He was really the Messiah. He knew there He would receive far greater praise and honor than these men would give them. And, His people would be saved from their sins by His death on the cross. One of the thieves mocked Jesus, too, but the other one believed in Jesus and what He had taught about His Kingdom in heaven. He asked Jesus to remember him when He came into His kingdom in heaven. Jesus promised him that he would be in heaven with Him that very day. Within hours, Jesus and the thief had both died. Their spirits rose to heaven. The thief was amazed at his new home in heaven. The voices of countless angels filled their ears with praise for Jesus and what He had done. Jesus once more enjoyed the fullness of love and joy of fellowship with God the Father and Holy Spirit.

Bible Truth Tie-In:

The Bible Truth we are learning is: **God’s People Know Heaven Is Their Home.** Jesus was willing to do without good things, to struggle against sinful desires, and even to suffer terribly here on earth because He knew that heaven was His home. There He would receive far greater rewards, praise and love than anything earth could offer.

CASE REPLAY, SR--OLDER KIDS (1ST GRADE AND UP) P.3

"Welcome to our play! The name of our story is called: The Case of the Homebound Hero.

Our story takes place in Israel, in New Testament times, when Jesus came to earth to be our Savior.

The characters in our story are: God the Father, Son and Holy Spirit, Jesus as a baby, Jesus as a man, Mary, people, sick people, Romans, the two criminals, angels

And now we present: "The Case of the Homebound Hero."

Scene 1: (Beginning)

Jesus lived in heaven with God the Father and Holy Spirit. Heaven was a home more wonderful than anything anyone could possibly imagine. There was no sin, sadness or death. Everything was amazingly beautiful. There was only pure goodness and love. It is not just a home, but a homeland where everyone and everything was so wonderful. Jesus chose to leave this wonderful home and come to earth. He was sent on a mission by God the Father to save sinful people from their sins so they could live in fellowship with Him in heaven forever.

Scene 2: (Middle)

Jesus was born as the son of Mary, yet was still the Son of God. When Jesus grew up, He began to preach the message of His mission. He called people to repent and believe in Him that they could live in fellowship with God in heaven forever. He did great miracles, too, that showed He was really who He said He was. He healed many sick people. He took five loaves and two fish and fed over 5000 men and their families, with baskets full left over. The people were amazed at what Jesus did and said. They thought He must be the promised Messiah and wanted to overthrow the Romans and make Him king of Israel. Jesus would have enjoyed great fame and a luxurious life as king of the Jews, but He thought about His home in heaven. He did not let them make Him king. He would do without these good things here on earth so He could fulfill the mission God gave Him. He chose to wait for the better things of heaven.

Scene 3: (End)

The people did not like Jesus' choice. They quickly turned on Him. When the Jewish leaders arrested Him and the Romans sentenced Him to crucifixion, the people shouted for Him to be crucified. Jesus and two thieves were hung on crosses. Many people came and mocked Jesus. They told Him to come down from the cross and prove that He was God's Son, the Messiah. Jesus thought about heaven rather than coming down from the cross to prove that He was really the Messiah. He knew there He would receive far greater praise and honor than these men would give them. And, His people would be saved from their sins by His death on the cross. One of the thieves mocked Jesus, too, but the other one believed in Jesus and what He had taught about His Kingdom in heaven. He asked Jesus to remember him when He came into His kingdom in heaven. Jesus promised him that he would be in heaven with Him that very day. Within hours, Jesus and the thief had both died. Their spirits rose to heaven. The thief was amazed at his new home in heaven. The voices of countless angels filled their ears with praise for Jesus and what He had done. Jesus once more enjoyed the fullness of love and joy of fellowship with God the Father and Holy Spirit.

The Earthly King of Israel to be the Heavenly King of Kings

Description

The children will make and decorate a reversible crown out of poster board, one side representing the earthly King of Israel, the other side representing the heavenly King of Kings.

Materials

22' x 28" poster board
Crown templates
Markers, colored pencils, etc.
Craft jewels, sequins and glitter/glitter glue, feathers, other decorating supplies
Craft glue
Scissors
Sticky back Velcro, 2" per craft

Preparing the Craft

1. Print out patterns for crown, cut them out and tape them together as indicated. This is your pattern for cutting out the crown.
2. Cut out crowns out of the poster board.
3. Set out decorating supplies.
4. Cut Velcro into 1" pieces.
4. Make a sample for the children to see.

Making the Craft

1. Show children your sample.
2. Have the children write the words "King of Israel" on one side of the poster board and decorate only with markers, colored pencils or crayons.
3. Have the children turn over their crowns to the other side and write the words "King of Kings" on that side, decorating with the special decorating supplies. Let dry.
4. Stick Velcro on each side of both ends of crown. Don't forget to alternate hook and loop sides of the Velcro so that on one end, the hook side is on the outside and the loop side is on the inside; and on the other end, the loop side is on the outside and the hook side is on the inside!
5. When the children make their presentation, they can tell the others that Jesus rejected the people's desire for Him to be their earthly King of Israel (while showing the plain "King of Israel" side of the crown). Then, they can tell the others that He chose instead to suffer and die on the cross to save God's people, bring victory to God's Kingdom and to be the heavenly King of Kings (now reverse crown and show "King of Kings" side).

Making a Bible Truth Connection

Once the children have settled into their craft, use the Bible Truth- Craft Connection Sheet to lead discussion about the craft. Note that most of these questions echo the questions on the case board, providing a review of what the children learned earlier.

Optional TAKING IT TO OTHERS Activity: Craft Presentation

If you are presenting the craft to other children or parents the children can hold up their crafts (or your model craft) and read their Bible Truth Connection answers to explain the importance of the craft.

CASE CRAFT**Discussion Guide****Instructions:**

As the children are settled into making their craft, ask them these questions to help them understand the craft's significance. Use the answers provided to guide the children's answers.

Discussion Questions

1. Where was Jesus' home? Where did He go live as part of God's mission to save God's people?

Heaven. Earth.

2. What did the people want Jesus to be when they heard Him teach and saw the miracles He did? What did they hope He would do for them?

They wanted Him to be the earthly king of Israel who would do away with their enemies and give them a good life here on earth.

3. Why did Jesus reject the people's idea? What did He want to do instead?

He wanted to give them something far better: forgiveness of sins and life with God in His heavenly kingdom forever.

4. What is Bible Truth that we are learning?

God's People Know Heaven Is Their Home.

5. What does this craft have to do with our Bible Truth?

It would have been easier for Jesus to give into the people's desire for Him to be their earthly king, but Jesus knew that heaven was His home. He chose suffering and death on the cross to bring salvation to God's people and victory for God's Kingdom, instead. He would be the heavenly King of Kings, just as God had planned.

6. What can God use this craft to help us remember? How great Jesus' love is for His people, that He would choose to do what would cause Him the most pain, so that they could be saved!

TAKING IT TO OTHERS**Craft Presentation****Instructions:**

Have children hold up your model craft/their crafts. Choose five children (or you say) the five sections below to explain the craft's importance.

Presentation:

1. Our craft is The Earthly King of Israel to be the Heavenly King of Kings.

2. In Israel, Jesus rejected the people's desire for Him to be the earthly king of Israel so He could be the heavenly King of kings because He was the Son of God come to save God's people from their sins and bring them home to live forever in the kingdom of God.

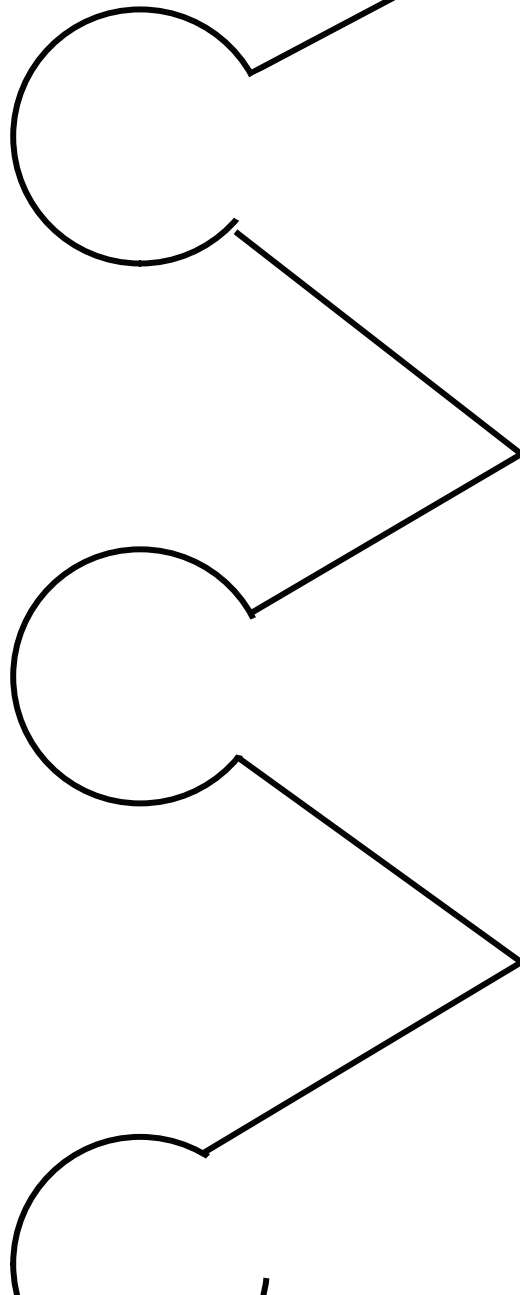
3. Bible Truth 13 is: God's People Know Heaven Is Their Home.

4. It would have been easier for Jesus to give into the people's desire for Him to be their earthly king, but Jesus knew that heaven was His home. He chose suffering and death on the cross to bring salvation to God's people and victory for God's Kingdom, instead. He would be the heavenly King of Kings, just as God had planned.

5. Our craft can help us remember how great Jesus' love is for His people, that He would choose to do what would cause Him the most pain, so that they could be saved!

Note: Even non-readers can participate in presenting the craft, if you will whisper what they are to say in their ear and let them say it aloud for the others to hear.

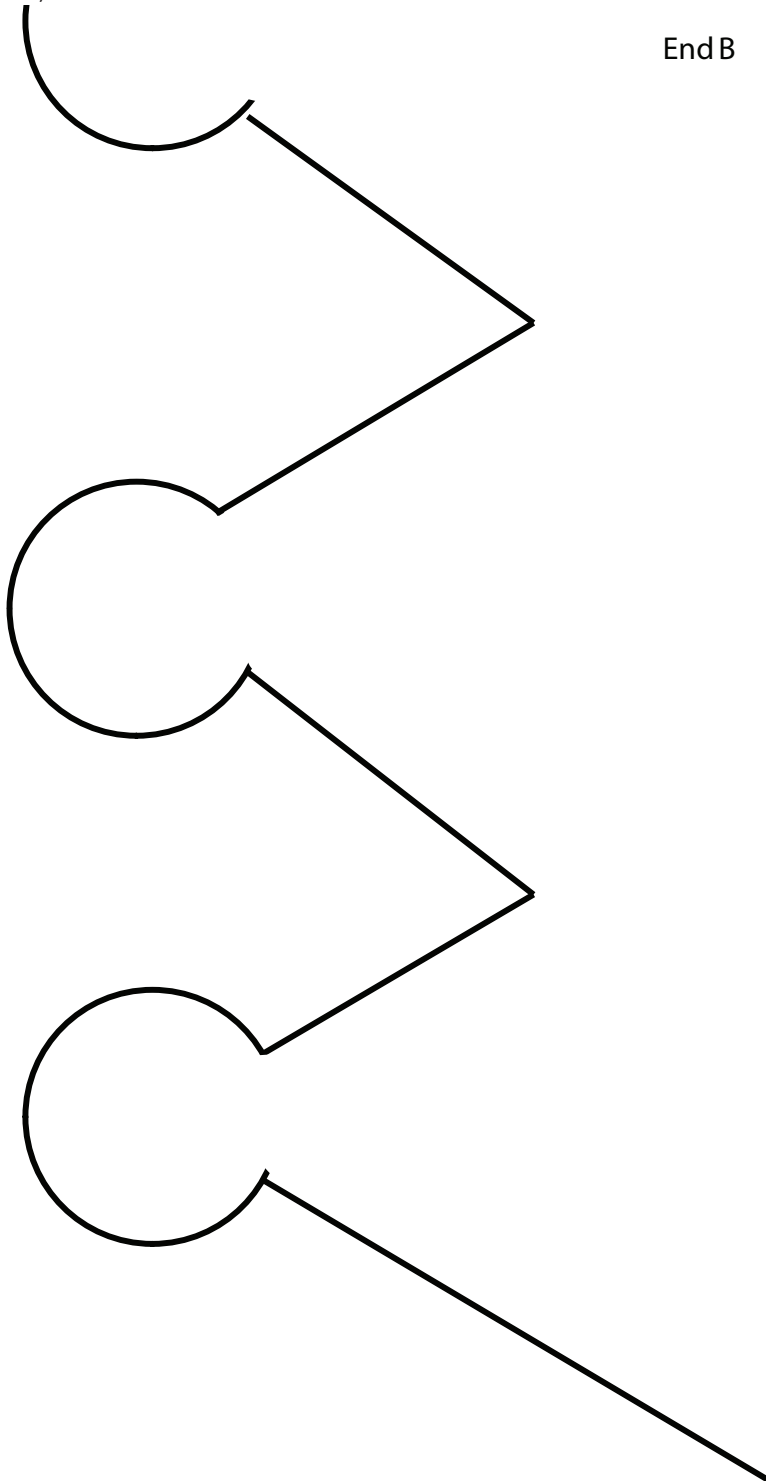
Crown Patterns: Tape End A to End B and use as pattern for crowns



Velcro goes here on each side Make sure to alternate hook and loop pieces so that the velcro will stick properly

End A

Crown Patterns: Tape End A to End B and use as pattern for crowns



End B

Velcro goes here on each side Make sure to alternate hook and loop pieces so that the velcro will stick properly

BEFORE CLASS:**1. PICK YOUR PERSON**

VIPPs can be anyone in your church! Typically, they fall into 6 categories: Church staff, Elders, Deacons/deaconesses, Special Volunteers (people who aren't paid, but spend a lot of time helping out in particular ways), Supported Workers (aka missionaries), and Church Members.

2. GATHER YOUR FACTS

Use the VIPP Information Sheet to write down the facts about your VIPP. The information on this worksheet is used in the VIPP activities, listed in the "Choose an Activity" section below.

DURING THE ACTIVITY:**1. INTRODUCE YOUR VIPP**

Introduce your VIPP to the children, using the VIPP Information Sheet. Fill in a set of VIPP Clue Cards with the information for your VIPP. If desired, you can even have the actual person come into class for the children to meet.

Need help describing what someone does for the church in a kid-friendly way? Check out the list of common VIPPs on the Praise Factory website in the PFI resources. There are lots of kid-friendly descriptions for common VIPP's, such as pastors, elders, deacons and a lot more.

2. PRAY!

Lead the children in praying for the VIPP. Ask the children if they would like to pray for one of the VIPPs prayer requests. Even non-readers can pray for the VIPP if you whisper the prayer request in their ear, then let them say it aloud. Never force a child to pray!

3. CHOOSE AN ACTIVITY

There are two activities you can use to help the children learn about the VIPP:

VIPP Clue Cards: These are nine coloring sheets in which children fill in the nine things they learn about the VIPP from the VIPP Information Sheet. Photocopy a set of each child. Use as few or as many of these Clue Cards as you desire. They are found in the back of this book.

VIPP Game: This is a game that uses a set of Clue Cards for one or two VIPPs.

Choose a VIPP and fill in his/her information on the VIPP Information Sheet. Fill in a set of VIPP Clue Cards with the information for your VIPP. Tell the children about the VIPP, having them fill in the VIPP Clue Cards with the key facts as they learn them. Write any words the children need to write on a white-board or other piece of paper so they can see how to spell them. Help younger children write these words on their clue cards. Ideas for how to tell the children about many common VIPPs are listed at praisefactory.org with the resources for this Bible Truth.

Optional TAKING IT TO OTHERS Activity: Introduce and Pray for the VIPP

If you are presenting the VIPP to other children or parents you can assign children to hold up the 10 clue cards and say what each card tells about the VIPP. (Or, you can have the children hold them up as you tell what each one means.) Then lead the children in praying for the VIPP.

Game: Mix and Match

Materials

Information for two VIPPs

2 Set of Clue Cards

Bag

Preparing the Game

1. Fill in one set of clue sheets for each of the VIPPs you are using.
2. Put all the Clue Cards in a bag, except for the ones with the names and pictures of the VIPPs.

Playing the Game

Reveal: Tell the children about each VIPP, showing them your filled-in clue cards as you tell about them.

Review: Put all the Clue Cards for both VIPPs in the bag. Mix up. Have children take turns pulling clues out and have the class try to remember which clue goes with which VIPP. You can make this a team game by splitting the children into two teams and giving points when their team players correctly put a clue in the right place.

VIPP INFORMATION SHEET

VIPP NAME:

WHAT VIPP LOOKS LIKE

Man or Woman? _____

Hair color? _____

Eye color? _____

FAVORITE ANIMAL

FAVORITE FOOD

FAVORITE FREE TIME ACTIVITY

WHAT VIPP DOES DURING WEEK

VIPP GROUP OF SERVICE:

Church Member

Deacon

Elder

Church Staff

Special Volunteer

Supported Worker
(Missionary)

3 WAYS VIPP SERVES CHURCH

3 WAYS TO PRAY FOR THE VIPP

BIBLE TRUTH 13, LESSON 2: PLANNER/OVERVIEW

GETTING STARTED: Welcome and Opening Songs (*introduce unit and get kids moving with these songs*)

Welcome to Praise Factory: PFI: Praise Factory Investigators Theme Song *PFI ESV Songs 12 CD, Track 1*

Rules to Help Us Worship God and Love Others: WoGoLOA Classroom Rules Song
PFI ESV Songs 12 CD, Track 2

Big Question Under Investigation: Big Question 12 Songs *PFI ESV Songs 12 CD, Tracks 3,4*

Big Question Bible Verse: Ephesians 5:1-2 Song: *PFI ESV Songs 12, Track 5*
Extra Bible Verse Song: Let Everyone Who Names the Name: 2 Timothy 2:19,22, ESV PFI ESV Songs 12, Track 6

DIGGING DEEP DOWN: Key Concept and Story (*introduce the Bible Truth and tell the related story*)

Bible Truth 13: God's People Know Heaven Is Their Home

Bible Truth Hymn: The Sands of Time Are Sinking *PFI ESV Songs 12, Tracks 46-49*

Bible Verse: Philippians 3:18-20, ESV

Bible Verse Song: Many Walk as Enemies *PFI ESV Songs 12, Track 50*
Extra Bible Verse: You Were Publicly Exposed: Hebrews 10:32-36, ESV PFI ESV Songs 12, Track 51

Lesson 2 Story of the Saints: The Case of the Prisoner's Paradise

TAKING ACTION: Response Activities (*choose from among these activities*)

Snack and Discussion Planner: Memories of Ishii

ACTS Prayer: Prayer Sheet

Bible Truth Review: Discussion Questions and Game: Sit Ball

Bible Truth Hymn: The Sands of Time Are Sinking *PFI ESV Songs 12, Tracks 46-49*
Song, Sign Language and Song Game: Pass the Secret Sign **PFI ESV SONGS 12 BOOK or ONLINE**

Bible Verse Review: Philippians 3:18-20 Discussion Sheet and Game: Scrambled Eggs

Bible Verse Song: Many Walk as Enemies *PFI ESV Songs 12, Track 51*
Song, Sign Language and Song Game: Word Take Away **PFI ESV SONGS 12 BOOK or ONLINE**

Story Review: Discussion Questions and Game: Four Corners

Case Replay, Jr: Drama Activity for Youngest Children (children do same story actions together)

Case Replay, Sr: Drama Activity for Most Children (children re-tell story with individual parts)

Craft: A Packet for Miss MacDonald of Ishii's Life Story a Letter and a Coin

VIPP (Very Important Prayer Person) Prayer Time: Coloring Sheets (back of book) & Game: Picture Run

TAKING IT HOME: Take Home Sheet for Review and Family Devotions

PFI Pronto: Bible Truth 13, Lesson 2 **PFI ESV PRONTOS 12 BOOK or ONLINE**

The Case of the Prisoner's Paradise

adapted from "A Gentleman in Prison" by Tokichi Ishii

Our story is called:**The Case of the Prisoner's Paradise.****As you listen to the story, see if you can figure out:**

1. Who was the prisoner? What was his punishment and why did he deserve it?
2. Why was this prisoner so different from the others who faced the same punishment?

This story doesn't take place in Bible times. It takes place in the early 1900's in Japan.

The great "Empress of Russia" sped across the Pacific Ocean from Tokyo, Japan to Vancouver, Canada. Famous for record – breaking speed, its luxurious service, and its elegant rooms, the "Empress of Russia" was a ship like few others. Almost any comfort that could be had was found aboard this elegant passenger ship.

But the one thing not even the "Empress of Russia" could offer was the guarantee of good weather. This particular trip prove to be so stormy that even the sturdiest passengers were forced indoors.

A group of passengers sat together in one of the ship's drawing rooms, sharing stories to pass the time. Among them was a little Canadian woman named Caroline MacDonald who told the amazing story behind the coin she wore on a chain around her neck.

This coin was given to me by Tokichi Ishii, one of the wickedest, cleverest criminals in all of Japan," Miss MacDonald began. "He was a robber and a murderer. He sat in a prison cell for twenty years then escaped. Ishii fled to the lonely mountains near Okazaki for safety. The police tracked him for year and at last caught him and put him back in jail. This time, he was put in a special, protected cell and sentenced until he to death by hanging. Japan looked forward to be rid of this terrible criminal once and for all.

As Ishii sat in his cell he began to think about what would happen to him after he died. "I wonder if there is life after death? I wonder if there is a God who judges us and punishes our sense? If there is, then surely I deserve hell for all the wicked things I've done. I wish I knew the answers to these questions!

Ishii didn't know about the Lord, but the Lord knew about Ishii and soon brought him the answers to his questions. On New Year's Day, Annie West and I were

visiting Ishii's prison. we gave out Bibles and shared the good news of forgiveness through Jesus to all who would listen. Ishii was one of those who listened and accepted the New Testament we offered him.

"This book is the Bible, God's Word. Read it and you will learn so much more about Jesus and find answers to your questions," we told him.

At first, Ishii just put the Bible up on the shelf and ignored it. But one day he was so bored he decided he would pass the time by reading it. Soon, Ishii was fascinated with the story of Jesus. When he read about Jesus being unjustly sent to death on the cross he became especially interested. 'He is a man who knew something about the world he lived in," Ishii told himself.

But it was when Ishii read how Jesus prayed, "Father, forgive them, for they know not what they do," asking forgiveness for His enemies, that he finally understood what the good news of Jesus meant for him.

'Lord Jesus, Your love and forgiveness are amazing,' Ishii prayed. 'If You forgave those wicked men treating You so terribly, then I believe You would even forgive me for all the wicked things I done.'

With that prayer, the Lord did forgive Ishii and made him a new man. Everyone noticed the difference. Although he was under the sentence of death and might be let out to be home in the morning, Ishii was so known as the most cheerful man in the whole prison. Prison officers and even the governor of Tokyo, himself, came to see for themselves the change that had come to Ishii.

'What makes you so happy?' the governor asked him.

Story-telling Tips

Ahead of time:

1. Read the Bible verses and story. Pray!
2. Create story cue cards on index cards (or highlight text).
3. Practice telling story dramatically, timing your presentation. Shorten, if necessary to fit your allotted time.
4. Decorate area with story props that help bring your story alive.

During your presentation:

1. Maintain as much eye contact as possible as you tell the story. Point to/use props at important points in the story. Include the kids in your story with a few questions about what they think will happen or words/concepts that might be new to them.
2. Watch the kids for signs that their attention span has been reached. Shorten, if necessary.

"I have become a Christian," Ishii replied. "I know there is a God in heaven who forgives sins. He has forgiven mine through Jesus. When I die, He will take me to heaven to be at home with Him forever. He will forgive your sins, too, if you will but ask Him," he urged the governor.

The prison chaplain, a Buddhist priest, came to see Ishii, too. "Every day, the prisoners waiting to be hung are in agony until 9 a.m. when they hear if it is their day to die or not. Every day is filled with dread that it's their last day. Is this how you spend your day?" he asked.

"No, not at all!" Ishii replied. "Every morning I am glad." Holding up his New Testament he said, "The words of Christ written here tell me that He is with me even now in this cell. I talk with Him every day. I know when I die, He will take me to be with Him in heaven forever. No wonder I am so happy!" he told the chaplain.

"It was a wonderful thing, seeing the Lord work in Ishii's life," Miss MacDonald told the other passengers, who eagerly listened to her story. "Each time, Miss West and I went to visit him, the Lord had changed him even more. As the time for his hanging drew near, Ishii shared with us his wonderful plan: 'Any day now, I will be called to gallows to die. Before I go, I want to write down the story of how the Lord forgave a wicked man like myself and adopted me as His dearly loved child. ***It's been over forty years since I went to school and I have forgotten much.*** Pray for me that God would help me to write down this story in time,' he asked us.

We prayed and Ishii worked as quickly as he could. Each day, Ishii was relieved when 9 o'clock passed and the jailer had not come for him. Day and night, he wrote and wrote. Finally he laid down his pen and said, 'I am done. Now perhaps others will read my story and find their hope in Jesus. I want them to know there is a God in heaven who forgives sins of even the worst sinners. They can be His dearly loved adopted children, too. And when they die, He will take them to home to heaven to be with Him forever.'

One morning, not long after Ishii had finished his story, the jailer came at 9 o'clock to his cell. "The time has come, Ishii. Are you ready?"

"I am very ready," replied Ishii, with excitement. "I am not afraid."

"You are a brave man," said the jailer, "most men tremble with fear when I come for them, but you seem almost glad. Here comes the Buddhist priest. We must go now."

Sadly, the jailer led Ishii to the scaffold, the Buddhist priest following them. He had come to love Ishii and hated to see him die.

"Don't be sad," he told the jailer. "I'm not! How can I be, since this morning I have read the words of Jesus, 'Let not your heart be troubled...I am going ahead of you to prepare a place for you.' I die without fear. The good news of Jesus tells me that there is forgiveness even for me, the worst of criminals. I am going home. But please do me one last favor. Give Miss MacDonald the book I have written along with all my other things."

The jailer promised he would.

In a few minutes all was over. Ishii had gone home to be with Jesus. The prisoner had reached paradise. The next day, the prison officials delivered a small package to me. It contained Ishii's book, this copper coin you see around my neck, and one last little message. It said: 'Today I am sitting in my small, dirty, prison cell, and yet I am far more contented than in the days of my freedom out in the world. In this prison cell, only nine feet by six feet in size, I am happier than if I was living in the largest house I ever knew. Then he closed with this little verse:

My name is defiled,
My body dies in prison,
But my soul, purified,
Today goes to the City of God.'

Ishii knew that here on earth he had been a wicked person. He had lived over half his life in small, damp prison cell, and he faced death because of the things he had done.

But he knew that Jesus had forgiven him his sins. And that very day, he would be in his heavenly home, living face to face with Jesus forever. And that was far better than anything he could have in this world, by far."

All was silent as Miss MacDonald finished her story. All the passengers were deeply moved by Ishii's story. What were they thinking about? Only God's work in Ishii's life...or perhaps were they thinking about what He might do in their lives, too?

Ishii would be happy to know that God was using his story to give others the hope of forgiveness and an

eternal home with God in heaven," Miss MacDonald thought. "This was what he hoped would happen. And praise God, it begun to do just that already."

Cracking the Case:

It's time to answer our Case Questions.

1. Who was the prisoner? What was his punishment and why did he deserve it?

Tokichi Ishii. He was sentenced to be hung to death for being a robber and a murderer.

2. Why was this prisoner so different from the others who faced the same punishment?

Unlike the other men who were sentenced to death, Ishii didn't dread dying. He knew he would be going home to be with Jesus and was delighted about that.

Something For You and Me

Our Bible Truth is:

God's People Know Heaven Is Their Home

Our Bible Verse is: Philippians 3:18-20

"For many, of whom I have often told you and now tell you even with tears, walk as enemies of the cross of Christ. Their end is destruction, their god is their belly, and they glory in their shame, with minds set on earthly things. But our citizenship is in heaven, and from it we await a Savior, the Lord Jesus Christ."

Ishii's destiny had been destruction, but no longer, thanks to His Savior Jesus. Now his citizenship was in heaven and happy he was to go there!

What about you and me? Perhaps we have not robbed or murdered anyone as Ishii did, but we are sinners needing God's forgiveness, nonetheless. To Ishii it was clear that nothing in this world could compare with being forgiven, being adopted by God and getting to be at home with Jesus forever. Even today, God calls us to turn way from our sins and trust in Jesus as our Savior. Even day, our citizenship can be in heaven!

Let's praise God for offering forgiveness of sins through Jesus. Let's praise Him for delighting to adopt sinful people like you and me as His very own children. Let's ask Him to help us to confess our sins to Him, turn away from them and trust in Jesus as our Savior that we might be forgiven. Let's ask Him to help us look forward to home in heaven and use each day of our lives on

earth as preparation for being forever with Him.

Close in prayer.

Closing ACTS Prayer

A God, we praise You for not just offering forgiveness of sins to sinners through Your Son, Jesus, but delighting to do so!

C God, we confess that we, like Ishii, are sinners who have rebelled against You and Your good ways. We deserve Your punishment. We need Jesus to be our Savior!

T God, we thank You that we do not have to make ourselves good enough to ask You to make us Your children. Thank You that this is Your free gift through Jesus. Thank You that You want us to be with You forever in heaven.

S We ask You to work in our hearts, helping us to confess our sins, turn away from them and trust Jesus as our own Savior. We ask that You would help us to know and love You while we live here on earth and that one day You will take us to live with You in heaven forever.

Special Words

Buddhist: A religion based on the ideas of a man called, the Buddha. Buddhists don't believe in a god, but follow teachings that they believe free them from suffering until they reach a happy state of oneness with the universe called "nirvana." Buddhism is practiced by people in all parts of the world, but especially Asian countries, like Japan.

Chaplain: A religious worker who speaks to others about their spiritual needs.

Scaffold: A temporary, wooden structure that is built off the ground. Sometimes it is used by builders to reach high places where they are working. In this case, it was to make a high place to hang the rope by which Ishii would die.

Paradise: Among the Mboga, this was a spiritual leader who the people went to for protection from evil spirits and healing of sicknesses (believed to be caused by evil spirits.)

ACTS PRAYER ACTIVITY

Use this sheet to write down your ACTS Prayer

Instructions:

Use this sheet to help the children apply the Bible Truth into a prayer. You can use the ACTS provided or even better, have the kids think of their own applications. Also have the children add their personal requests to the prayer, too. Lead the children in the prayer or let them pray sections, with your help. Never force a child to pray! Non-readers can participate by you whispering a section of the prayer into their ear and allowing them to pray it aloud for the group.

ADORATION:

God, we praise You for being the Preparer of Your people's wonderful home in heaven.

God, we praise You for being.....

Add your own Adorations:

CONFESSION:

We confess that many times we grasp for the best things in life here on earth and grumble when we don't get them. We forget about You. We forget that we can one day live with You in heaven which will be far better than anything we can imagine.

God, we have sinned against You....

Add your own Confessions:

THANKSGIVING:

Thank You, God, for being willing to forgive all our sins through Jesus so that we can have eternal life and be with You forever in heaven.

God, we thank You for...

Add your own Thanksgivings:

SUPPLICATION:

God, work in our hearts that we might turn away from our sins and trust in Jesus as our Savior. Help us to desire to be with You in heaven, most of all. Prepare our hearts by helping us love and obey You more today.

God, we need Your help...

Add your own Supplication:

SNEAKY SNACK

Can you figure out how this snack relates to the story?

Snack: Memories of Ishii

A carrot round “coin” with a little hole made in the middle to thread through red licorice lace “necklace” and/ or Ishii’s “book” made with a folded over American cheese slice “pages” inserted into a piece of bread (can be buttered on inside) folded over as a “book cover”. If you really want to go all out, buy decorator icing or gel that comes in the tubes, cut the smallest nozzle hole possible, and make a Japanese word/symbol on the “cover” of your book.

This is only a suggestion. Feel free to modify. Be mindful of allergy issues among your children!

Case Tie-in: Ishii left his copper coin and the book which was the story of his life to Miss Hall and Miss MacDonald. He hoped they would share his story with others that they might be saved by Jesus, too. He longed for them to also live forever with God in heaven, as he was.

SOUL FOOD

Food for thought during snack time

1. What does the snack have to do with the story?

Choose a few questions from the other activity discussion sheets to talk about during this snack time.

2.

3.

4.

5.

6.

7.

Directions: Read and discuss Bible Truth, using a FEW of the questions. Play game. Feel free to modify the game to fit your children.

God's People Know Heaven Is Their Home.

Jesus is God's Son. He left His home in heaven to come to earth to save God's people. He lived a perfect life and offered it up on the cross as the perfect payment for the sins of God's people, so they would be God's forever. Jesus rose from the dead on the third day then went back to heaven to reign. He is preparing a place for God's people to come and live with Him. There is nothing better than living with God and enjoying Him forever. The Bible tells us that we can't even imagine how wonderful it will be. There are many hard things that God's people may have to endure here on earth, but they look forward to the day when they go home to heaven and suffer no more. There are also many good things that God's people enjoy here on earth, but they know that none of them can compare to the good things they will enjoy in heaven in God's presence. Every day, God's people try to please God with whatever happens in their lives, but they are always looking forward to that wonderful day when they will go home to be with Him forever.

Understanding the Bible Truth

1. Who is Jesus? *God's Son.*
2. Where is Jesus' home and why did He leave it? *Heaven. He left it to come to earth and save God's people from their sins.*
3. What did Jesus do on earth for God's people? *Lived a perfect life, then offered it up on the cross as the perfect payment for their sins so they could be God's forever.*
4. What happened to Jesus after He died on the cross? *He rose from the dead on the third day and went back home to heaven.*
5. What is Jesus doing in heaven? *He is reigning and He is preparing a place for God's people to live.*
6. What is the best thing we can enjoy? *Living with God and enjoying Him forever.*
7. What about heaven helps God's people endure their hardships with joy? *They will have eternal happiness there with God. He will give them many good things, more wonderful than anyone can imagine.*
8. Who do God's people try to please each day? *They try to please God with whatever happens in their lives.*
9. What are God's people always looking forward to? *The day when they will go home to be with God forever.*

Story Connection Questions

1. How does the case story point to the **Bible Truth: God's People Know Heaven Is Their Home?**
Ishii knew that Jesus had forgiven his sins. He did not have to face God's wrath when he died. He was peaceful and happy, not scared. He knew he would be going home to be forever in heaven with Jesus when he died.

Bible Verse Connection Question

1. What does our Bible Truth have to do with our **Bible Verse: Philippians 3:18-20**: "For many, of whom I have often told you and now tell you even with tears, walk as enemies of the cross of Christ. Their end is destruction, their god is their belly, and they glory in their shame, with minds set on earthly things. But our citizenship is in heaven, and from it we await a Savior, the Lord Jesus Christ."?
God's people know heaven in their home. They look forward to the day when their troubles here are over and they will get to live with God forever in that wonderful place.

Life Application Questions

1. How can knowing heaven is their home help God's people through their hardships? *They can know that one day the hardships will end and they will enjoy close fellowship with God forever. They know that in heaven, God will give them far greater treasures than anything they gave up here.*
2. How can we become God's people? *By turning away from our sins and trusting in Jesus as our Savior.*

BIBLE TRUTH 13 REVIEW

ACTS Questions

1. What is something we can praise God for because of this Bible Truth?

Praise God for being Preparer of His people's wonderful home in heaven.

2. What are sins we can confess to God because of this Bible Truth? *Confess that many times we grasp for the best things in life here on earth and grumble when we don't get them. We forget about God. We forget that we can one day live in a wonderful heavenly home with Him, if we are those who turn from their sins and trust in Jesus as their own Savior. That heavenly home will be far better than anything we can know or have here.*

3. What is something we can thank God for because of this Bible Truth?

Thank God for sending Jesus to rescue sinful people like us.

4. What is something we can ask God for because of this Bible Truth?

Ask God to work in our hearts that we might turn away from our sins and trust in Him as our own Savior. We can ask Him to fit us for heaven, by helping us to love God, obey Him and long to be with Him.

The Gospel

1. What is God's marvelous plan to make sinners like us His people, to live with Him forever in heaven? What is the gospel?

God is the good Creator and King of the world. He made people to worship Him and live by His good laws. But we are all sinners who've rebelled against Him. We all deserve death--God's just, eternal punishment for our sins. How terrible! But God has good news for us. In His great mercy, God sent His Son, Jesus to earth as a man to save sinners. He lived the perfect life that pleases God. (He's the only one who's ever done that!) He offered it up to God His Father as the perfect sacrifice for sins when He suffered and died on the cross. Then, on the third day, Jesus rose from the dead in victory. He had fully paid for the sins of God's people, so they wouldn't have to! Now all who turn away from their sins and trust in Jesus as their Savior will receive forgiveness of sins and eternal life with God. They will be His very own special people who will know Him and enjoy Him forever. We can be God's people, too, if we turn from our sins and trust in Jesus as our own Savior.

Game: Sit Ball

Materials

Two or Three soft baseball sized balls. Or, could use beach balls

Bible Truth Questions

Preparing the Game

1. Choose 20+ questions for your game from the Bible Truth Discussion Questions, or make up your own.
2. Write the Bible Truth questions on small thin strips of paper (or make a photocopy of the Bible Truth Discussion Questions and simply cut them into strips) and put them in the bag/bowl.

Playing the Game

Have children sit in a circle on the ground, with about 2' spacing. Give them two or three soft indoor baseballs and are to throw them from one to another, avoiding "It" who is moving around trying to catch one. When a ball is caught, the child who threw the ball chooses a question for the class to answer. If correctly answered, the player becomes the new "It". If not, then the old "It" remains in place.

Game continues as number of questions, time, and attention span allow.

Optional TAKING IT TO OTHERS Activity: Quiz Questions

Have the children choose a few of the questions from the game to ask the parents/other children during TAKING IT TO OTHERS time. Help pre-readers by whispering the question in their ear and letting them ask it aloud to the parents/other children. Make sure you read the Bible verse aloud before you ask your questions.

Directions:

1. Write words to song in large print before class.
2. Play the song for the children, helping them follow along on the song sheet.
3. Discuss the song, using a few questions from the discussion sheet. *Don't use them all!*
4. Introduce sign language for key words of your choice from sign language sheet for your song. Use as few or as many as you think the children can learn.
5. Sing and sign the song. Sign language as well as large format lyrics and sheet music are found in the PFI Unit Songbook or online.
6. If desired, play the Song Game.

Optional TAKING IT TO OTHERS Activity: Presenting and Singing the Song

1. Sing and sign the song, encouraging the watching children/parents to join in.
2. Ask the class some of the questions listed below. The Bible Truth Connection Question is particularly good to help them understand how the song ties in with the Bible Truth.

The Sands of Time Are Sinking

Verse 1

The sands of time are sinking, The dawn of Heaven breaks,
The summer morn I've sighed for, The fair, sweet morn awakes;
Dark, dark hath been the midnight, But dayspring is at hand.
And glory, glory dwelleth, In Immanuel's land.

Verse 2

The King, there in his beauty, Without a veil is seen,
It were a well-spent journey, Though sev'n deaths lay between;
The Lamb with his fair army, Doth mercy doth expand,
And glory, glory dwelleth, In Immanuel's land.

Listen to it on PFI ESV Songs 12, Tracks 46-49

Verse 3

O Christ, He is the fountain, The deep, deep well of love,
The streams of earth I've tasted, More deep I'll drink above,
There to an ocean fullness, His mercy doth expand,
And glory, glory dwelleth, In Immanuel's land.

Verse 4

With mercy and with judgment, My web of time He wove,
And aye the dews of sorrow, Were lusted with His love,
I'll bless the hand that guideth, I'll bless the heart that planned,
When throned where glory dwelleth, In Immanuel's land.

Understanding the Song

1. What does the sands of time are sinking mean? *People used to tell time with a hourglass. It would take exactly one hour for the sand to sink from the top of the glass to the bottom. God's people know that the sands of time are sinking--the day when they will go to live at home with God in heaven is coming closer and closer.*
2. Why would this life be called dark, like midnight? Why is getting to be in heaven like the coming of the sun in the morning? *The sin, death and brokenness in this world that makes it sad. Darkness is used as a picture of that sadness. Life with God in heaven will be perfectly wonderful always. Bright sunshine is used as a picture of that happiness.*
3. Who is Immanuel? What does that mean? Why is heaven His land? *Immanuel is a nickname for Jesus. It means God with us, because Jesus came from heaven to earth to save sinners and bring them to God. Heaven is Immanuel's land because that's where Jesus came from and because that's where He takes His people to live with Him when they die.*
4. Who will God's people see in heaven? What will He be like? What is his nickname? Why? *They will see Jesus, the Lamb, in all His beauty and glory. He is called the "Lamb" because lambs were often offered (in Old Testament times) as sacrifices when people sinned. Jesus was the perfect payment for the sins of God's people.*
5. Who is Christ and how is He like a fountain? *Jesus is the Christ---the special Savior sent from God. A fountain was an old name for a deep well full of water where you could drink and drink until you would not be thirst anymore. Jesus' love for His people is like a fountain. It never runs out for them. Here on earth and later in heaven, they will enjoy more and more of it. It will never run out, just like the ocean never runs out of water!*
6. What does it mean that God wove the web of time of His people with mercy and judgment? What will God's people praise Him for about their lives when they get to heaven? *A spider carefully weaves its web. Every single thread is put in place where he wants it to be. God carefully plans out every single day of His people's lives. There may be times of sorrow. But God's people trust in God's good plan for them every day they live here on earth; They know that's true, even when they don't understand it all. Just like a web glistens and shines in the morning when the sun shines on the dew that collects on the web and makes it look so beautiful, so in heaven, God's people will fully see how true it was that God used all things for the good in their lives. They will praise God for all the good and wise things He did.*

Bible Truth Connection Question

1. How does this song relate to our Bible Truth: **God's People Know Heaven Is There Home?**
God's people look forward to the day when they will get to see Jesus, their King, face to face at last! They know how He has loved them, by dying for their sins to save them. They have seen how He has planned everything in their lives for their good and His glory. These things are good, but they are nothing compared with the day when they will see their King in all His beauty and glory in heaven and live there forever--Immanuel's land!

Story Connection

1. How does this song relate to today's story? *Ishii was joyful, even as he faced death, because he knew Jesus--Immanuel! He had saved Ishii from his sins and was one of God's people. He would soon go to live face-to-face with Jesus, in all His glory. How happy he was to do this!*

Bible Verse Connection Question

What does this hymn have to do with our Bible Verse: **Philippians 3:18-20**: *"I have often told you before and now way again even with tears, many live as enemies of the cross of Christ. Their destiny is destruction, their god is their stomach, and their glory is in their shame. Their mind is on earthly things. But our citizenship is in heaven. And we eagerly await a Savior from there, the Lord Jesus Christ."*

God's people know that the sands of time is sinking--that is, their lives and this earth will not last forever. While there are many things that they enjoy in this life, there are many hard things, too, brought by the sin and brokenness in this world. Sometimes they even suffer because they are Christians. But, God's people remember that their citizenship is in heaven. That is where their King reigns in beautiful. That's where they will see Him face to face and live with Him forever. They know how much He loves them and will help them through everything in this life, but heaven will be home. They eagerly look forward to the day when they will live in Immanuel's land (heaven) forever. They look forward to the day when He will return and bring His kingdom that will last forever and ever.

Life Application Questions

1. How can we be affected by the message of this song? *We can remember that this life here on earth will not last forever. We can remember how great is God's love for His people. Not only will He be at work, doing good to them in everything they go through in this life, but that He is preparing them a home with Him that will be forever. There, they will see Him and enjoy Him. How wonderful it will be!*
2. What must we do if we are to go to live with God in heaven? How can we be God's people? *We must turn away from our sins and trust in Jesus as our Savior.*

ACTS Questions

1. What is something we can praise God for from this hymn?
We can praise God for being the Giver of Eternal Life with Him in Heaven.
2. What are sins we can confess to God from this hymn?
Sometimes we live our life here on earth as if it will never end. We don't think about God and seek to know, love and obey Him as we should. We don't want to think about heaven. We want to think about getting what we want, how we want it, right now, here on earth. We need a Savior!
3. What is something we can thank God for from this hymn?
We can thank God for the wonderful home with Him in heaven that He has for all who turn from their sins and trust in Jesus as their Savior. How wonderful it will be to see Him, the great King, at last! We can thank Him for how He cares for all His people and has carefully planned for all things in their lives to be for their good and His glory. They may have had to endure some hard things, but He has helped them every step of the way.
4. What is something we can ask God for from this hymn?
We can ask God to work in our hearts. that we confess our sins, might turn from our sins and trust Jesus as our Savior. We can ask Him to help us remember that our lives here on earth will not last forever, and to help us to live in a way that prepares us to live with Him in heaven forever.

Gospel Question

1. This song reminds us that our lives on earth will not last forever, but there is a way for us to know eternal life with God after we die. What is that way? What is the gospel? *God is the good Creator and King of the world. He made people to worship Him and live by His good laws. But we are all sinners who've rebelled against Him. We all deserve death--God's just, eternal punishment for our sins. How terrible! But God has good news for us. In His great mercy, God sent His Son, Jesus to earth as a man to save sinners. He lived the perfect life that pleases God. (He's the only one who's ever done that!) He offered it up to God His Father as the perfect sacrifice for sins when He suffered and died on the cross. Then, on the third day, Jesus rose from the dead in victory. He had fully paid for the sins of God's people, so they wouldn't have to! Now all who turn away from their sins and trust in Jesus as their Savior will receive forgiveness of sins and eternal life with God. They will be His very own special people who will know Him and enjoy Him forever. We can be God's people, too, if we turn from our sins and trust in Jesus as our own Savior.*

Song Game: Pass the Secret Sign

Materials

Sign Language signs used in song, particularly choose words with important meanings you want the children to learn, such as “grace”, “redeem”, etc.

Bag or bowl

Blindfold

Preparing the Game

1. Cut out signs and put in bowl.

Playing the Game

1. Practice the song and signs until the children know them well.
2. Have all the children stand in a tight circle, except one, “It.” who will stand in the middle of the circle, blindfolded.
3. Have the children in the circle to put their hands behind their backs. Choose a sign from the bag and hand to a child in the circle, still keeping hands behind their backs, not looking at the sign.
4. When “It” says “Pass the Secret Sign”, the children will begin to pass the sign around behind their backs.
5. When “It” says “Stop the Passing!” the child who has the sign freezes with the sign behind his back.
6. The child with the sign brings it around and looks at it. You can help the child practice the sign.
7. Then take the blindfold off of “It”, watch the child with the card do the sign, then have “It” guess the name of the sign. (If desired, “It” can ask another child in the circle for help with their guess.)
8. The holder of the sign then becomes “It.” Sing the song with all the signs, then repeat.

choose a FEW questions for discussion, then choose the game and/or music activity

Meditation Version: Philippians 3:18-20 ESV

“For many, of whom I have often told you and now tell you even with tears, walk as enemies of the cross of Christ. Their end is destruction, their god is their belly, and they glory in their shame, with minds set on earthly things. But our citizenship is in heaven, and from it we await a Savior, the Lord Jesus Christ.”

Alternate Memory Version: Philippians 3:18,19,20 ESV

“For many...walk as enemies of the cross of Christ. Their end is destruction...with minds set on earthly things. But our citizenship is in heaven, and from it we await a Savior, the Lord Jesus Christ.”

Understanding the Bible Verse

1. Who is the “I” and the “you” in this verse? *“I” is Paul, who wrote these words to believers in the city of Philippi.*
2. What had Paul told the Philippian believers before? *That many live as enemies of the cross of Christ.*
3. What does it mean to walk as an enemy of the cross of Christ? *It means that they reject the good news of salvation through Jesus. They do not think you need to turn away from your sins and trust in Jesus as your Savior to be saved. And not only do they reject, but they do not want others to believe it either.*
4. What sorts of things had the enemies of the cross of Christ done to Paul to try to stop him from telling others the good news of Jesus? *They had him stoned, beaten, put him in prison, and in the end, they even put him to death.*
5. How did Paul feel about so many people living as enemies to the cross of Christ? Why? *He was so sad about it that he cried about it. He felt this way because he knew that without faith in Jesus, these people would face God’s eternal punishment. Paul did not want anyone to face that! He wanted them to be forgiven and to become God’s people.*
6. What is the destiny of these enemies of the cross of Christ? *Destruction.*
7. What kind of destruction does Paul have in mind? *Facing God’s eternal punishment for their sins. They will forever have to live away from God and everything good.*
8. What does Paul mean when he says their god is their belly? *Not that they worship their stomachs, but that they want to get right now whatever it is that they desire, just like stomachs ache to be filled with food when we are hungry. They want what they want right now! Also, there were some people who thought if they ate certain foods in certain ways, according to God’s laws that they could please God with these good works. Paul may also have been talking about these people, too.*
9. What does it mean that their glory is their shame? *This kind of glory stands for something that they are proud of that they are or have done. Paul here is saying that many are proud and even feel like they please God by certain things they do. But, because they trust in these good works to please God rather than in Jesus and His death on the cross, they should really be ashamed of these good works instead of proud of them. They will never be enough to please God.*
10. What does Paul say the mind of these enemies of the cross of Christ is on? What does he mean? *Earthly things. He means that they are so busy thinking and doing things that only matter here that they have forgotten God and His ways.*
11. What is citizenship and where is the citizenship of believers? *Citizenship means the city or home where you belong. The citizenship or home of all believers is heaven.*
12. What does it mean for God’s people to have their citizenship in heaven? *It means that heaven is the place where they will be at home. They think about it and live by its laws. It is the place where they will receive the rich reward God promises to give all of His people. They look forward to getting to live there.*
13. Who do believers eagerly await for who will come from heaven? *Jesus Christ.*
14. When will Jesus come? What will He do then? *At the end of time Jesus will come back to bring an end to sin and death once and for all. He will judge all people and give them their eternal punishments and rewards—eternal death to those who have not turned away from their sins and trusted in Him as their Savior; but eternal life to those who have turned away from their sins and trusted in Him as their Savior. He will reign forever with His people, forever happy, in the new heavens and earth.*

Bible Truth Connection Question

1. What does this verse have to do with the **Bible Truth: God's People Know Heaven Is Their Home?**

God's people know heaven in their home. They look forward to the day when their troubles here are over and they will get to live with God forever in that wonderful place.

Story Connection Questions

1. What does the verse have to do with our story? *Ishii's destiny had been destruction, but he turned away from his sins and trusted in Jesus as his Savior. As God's adopted child, Ishii knew that his citizenship was in heaven. He died in peace and eager to be with his Savior, the Lord Jesus Christ.*

Life Application Questions

1. How can God's people who suffer today be encouraged by thinking about their home in heaven? *They can remember that their sufferings will only last for a while. They will soon be free of their hard times and enjoy their heavenly home, where there will be no more sin, sadness or death and they will get to enjoy God's presence forever.*
2. How can we become God's people? *By turning away from our sins and trusting in Jesus as our Savior.*

ACTS Questions

1. What is something we can praise God for from this Bible verse?

Praise God for being the Savior of His people who has given them heaven to be their home.

2. What are sins we can confess to God from this Bible verse?

We confess that many times our minds are filled up with earthly things and we do not think about God and what pleases Him in how we live.

3. What is something we can thank God for from this Bible verse?

We can thank God for His promise to send Jesus to come and bring an end to sin and death once and for all.

4. What is something we can ask God for from this Bible verse?

We can ask God to work in our hearts that we would want to confess our sins, turn away from disobeying Him and trust in Jesus as our own Savior. We can ask Him to help us to not have our minds on earthly things, but think about Him and what pleases Him.

The Gospel

1. What has God done so that sinners like you and me can have our citizenship be in heaven with Him? What is the good news of Jesus? What is the gospel?

God is the good Creator and King of the world. He made people to worship Him and live by His good laws. But we are all sinners who've rebelled against Him. We all deserve death--God's just, eternal punishment for our sins. How terrible! But God has good news for us. In His great mercy, God sent His Son, Jesus to earth as a man to save sinners. He lived the perfect life that pleases God. (He's the only one who's ever done that!) He offered it up to God His Father as the perfect sacrifice for sins when He suffered and died on the cross. Then, on the third day, Jesus rose from the dead in victory. He had fully paid for the sins of God's people, so they wouldn't have to! Now all who turn away from their sins and trust in Jesus as their Savior will receive forgiveness of sins and eternal life with God. They will be His very own special people who will know Him and enjoy Him forever. We can be God's people, too, if we turn from our sins and trust in Jesus as our own Savior.

Game: Scrambled Eggs

Materials

Bible Verse written up in large print so that all can see
 Plastic Hollow Easter Eggs, 10 of one color for each team
 Pen and paper
 2 carpet squares or other base marker

Preparing the Game

1. Clearly print out the words to the verse on paper and cut it into 10+ sections. Number each section in sequence. Place each section in Easter eggs of the same color. Print out another copy of the verse, also numbered sequentially on another piece of paper. Repeat for each team.
2. Hide the eggs around the classroom. Place the two carpet squares down in opposite ends of the classroom.

Learning the Verse

Some or all of your children may be non- or early readers. Teach the verse in sections, having them say it after you. Repeat a few times. Add clapping or other movement as they say it.

Directions

1. If desired, lead the children in a discussion of a **FEW** of the most important questions before beginning game.
2. Explain the game to them as follows:
 Have the children form two teams seated at their bases. Give each team a written out copy of the verse and place it on their base. Assign each team a particular color of Easter egg and tell them that pieces to the verse are hidden in eggs around the room. They are to find all their eggs, remove the verse section from the egg and put it in order. They can use the copy of the verse (and numbers on each section—especially helpful for pre- and early readers) to help them put it in order. The first team to find all the verse, put it in order and recite it as a group wins.

Game continues until all the eggs have been found or as time allows.

Non-competitive Option

Don't split the children into teams. Use any color Easter egg for the pieces of the verse. Hide them around the room. Have the children take turns finding an egg and bringing it back to the group. Have the child open the egg and read (or have you read) the word/s on the piece of paper. Stick them in place on the copy of the verse. If desired, have the children say the verse each time before each "hunt", reinforcing the verse.

Optional **TAKING IT TO OTHERS** Activity: Quiz Questions

Have the children choose a few of the questions from the game to ask the parents/other children during **TAKING IT TO OTHERS** time. Help pre-readers by whispering the question in their ear and letting them ask it aloud to the parents/other children. Make sure you read the Bible verse aloud before you ask your questions.

Directions:

1. Write words to song in large print before class.
2. Play the song for the children, helping them follow along on the song sheet.
3. Discuss the song, using a few questions from the discussion sheet. *Don't use them all!*
4. Introduce sign language for key words of your choice from sign language sheet for your song. Use as few or as many as you think the children can learn.
5. Sing and sign the song. Sign language as well as large format lyrics and sheet music are found in the PFI Unit Songbook or online.
6. If desired, play the Song Game.

Optional TAKING IT TO OTHERS Activity: Presenting and Singing the Song

1. Sing and sign the song, encouraging the watching children/parents to join in.
2. Ask the class some of the questions listed below. The Bible Truth Connection Question is particularly good to help them understand how the song ties in with the Bible Truth.

Our Citizenship Is in Heaven

Many live as enemies of the cross of Christ,
 Many live as enemies of the cross of Christ,
 Their destiny is destruction,
 Their mind's on earthly things,
 Their mind's on earthly things

But what about God's people?

But our citizenship is in heav'n,
 Yes, our citizenship is in heav'n,
 And we eagerly, we eagerly,
 Await a Savior from there.
 Philippians Three, eighteen through twenty.

Listen to it on PFI NIV Songs 12, Track 50

Song Game: Mimic Me!

Materials

Sign Language
 Song

Preparing the Game

None.

Playing the Game

1. Practice the song and signs until the children know them well. Choose a person to be the leader and let them decide upon an action for everyone to do as they sing the song, such as jump on one foot, etc.
2. Sing the song while doing the chosen action.
3. Select another child to be the leader.
4. If desired, you can choose a different action for different important words in the song, such as jump on one foot when you sing the word "grace", but clap your hands when you sing the word "Jesus". Ask the children the meaning of each of the words before adding in their action.

Game continues as number of questions, time, and attention span allow.

STORY REVIEW

Directions: Read and discuss Bible Truth, using a FEW of the questions. Play game. Feel free to modify the game to fit your children.

General Story Questions

1. Why were the passengers on the Empress of Russia staying inside? *Bad weather.*
2. Why did the policemen have such a hard time catching Ishii? *He was so good at getting away.*
3. How much of his life did Ishii spend in jail? *Over twenty years.*
4. What did Ishii start to think about when he was in jail? *If he had a soul and if he would go to hell.*
5. How did the Lord help Ishii, even though Ishii never even prayed to Him for help? *He sent Miss MacDonald and Miss West to tell the prisoners about Jesus and give them New Testaments.*
6. What did Ishii read that helped him believe that Jesus would forgive even him, though he had done so many terrible things? *He forgave His enemies while He was dying on the cross.*
7. What differences did others notice about Ishii after he became a Christian? *He was happy and peaceful. He was not scared to die.*
8. Why did the governor of Tokyo come to see Ishii? *Because he had heard about the big change that had happened in him and wanted to know why.*
9. Why did Ishii decide to write his story? *So that others might read it and turn to believe in Jesus, too.*
10. Why did Ishii have to work so quickly? *Because any day it could be his day to be hung.*
11. What was the jailer surprised about when he came to take him to be hung? *That he was not hiding in the corner of his cell, scared, but very willing to go with him.*
12. What did Ishii put in his note to Miss MacDonald? *That he was happy to be going home to heaven and be with Jesus.*
13. Why would Ishii have been happy to hear that Miss MacDonald was telling his story? *Because perhaps the Lord would use it to bring others to know Him.*

Bible Truth Connection Questions

1. What does this story have to do with our **Bible Truth: God's People Know Heaven Is Their Home?** *Ishii began a changed man when Jesus forgave his sins. He was peaceful and happy and looked forward to the day he would go home to heaven.*

Life Application Questions

1. Many people might look at Ishii's life and see it as a failure because he did so many bad things, went to jail, and was put to death for them. Do you think the Lord sees Ishii's life as a failure? *No, God does not! God used all the bad things in Ishii's life as an amazing display of His great mercy and love for sinners. Many people heard about Jesus and turned to Him to be saved because of what God did in Ishii's life.*
2. Ishii hoped that God would use the story of his life to save others. What must we do if we are to be saved? *Turn away from our sins and trust Jesus as our Savior.*

Bible Verse Connection Question

1. What does the story have to do with our **Bible Verse: Philippians 3:18-20**: "For many, of whom I have often told you and now tell you even with tears, walk as enemies of the cross of Christ. Their end is destruction, their god is their belly, and they glory in their shame, with minds set on earthly things. But our citizenship is in heaven, and from it we await a Savior, the Lord Jesus Christ."?

Ishii was not in jail because of suffering for Jesus, but for wrong things he had done. But Ishii did face death with joy and confidence, knowing his sins were forgiven. As God's adopted child: he would get to be with Jesus forever & God would give him better and lasting possessions than anything he had would ever have on earth.

ACTS Questions

1. What is something we can praise God for being that we learned in our story? *Praise God for being the Sender of His People to tell others about Him that they might be saved.*
2. What is something we can confess as sin that we learned in our story? *Confess that like Ishii we are sinners who deserve God's punishment for our sins and who need a Savior.*
3. What is something we can thank God for that we learned in our story? *We can thank God for saving all who turn away from their sins and trust in Jesus as their Savior—even if they have done really bad things like Ishii did.*
4. What is something we can ask God for that we learned in our story?
We can ask God to work in our hearts, helping us to confess our sins, turn away from them and trust Jesus as our own Savior. We can ask Him to help us to desire to be with Him in heaven, like Ishii did.

The Gospel

1. What was the good news of Jesus that Ishii believed and wanted other to know? What is the gospel?
God is the good Creator and King of the world. He made people to worship Him and live by His good laws. But we are all sinners who've rebelled against Him. We all deserve death--God's just, eternal punishment for our sins. How terrible! But God has good news for us. In His great mercy, God sent His Son, Jesus to earth as a man to save sinners. He lived the perfect life that pleases God. (He's the only one who's ever done that!) He offered it up to God His Father as the perfect sacrifice for sins when He suffered and died on the cross. Then, on the third day, Jesus rose from the dead in victory. He had fully paid for the sins of God's people, so they wouldn't have to! Now all who turn away from their sins and trust in Jesus as their Savior will receive forgiveness of sins and eternal life with God. They will be His very own special people who will know Him and enjoy Him forever. We can be God's people, too, if we turn from our sins and trust in Jesus as our own Savior.

Game: Four Corners**Materials**

Red and Green Construction paper
 2 rulers
 4 Large pieces of paper and a Marker
 Masking Tape
 Four small pieces of paper
 Cup or bag
 Story Review Questions
 Optional: Team Pennies to differentiate each team

Preparing the Game

1. Make up story review questions that answer the questions: Why? What? How? What would you do? You will want to have 20+ questions. Many of the Story Review Discussion Questions can be modified to fit one of these four questions.
2. Make a stop sign and a green light out of the red and green construction paper and tape them each to the end of a ruler.
3. Make four signs out of the paper: Why? What? How? What would you do? Tape these signs in 4 different locations, such as corners of the room.
4. Write these 4 names also on four small pieces of paper of equal size and place in the cup/bag.

Playing the Game

Divide the children into two teams. At the leader's signal, all the children will run to one of the four signs and place their hand on it or near it. When leader yells "Freeze" then the children must stay at their station. The leader then pulls one of the pieces of paper out of the cup and asks the children at that particular station a Story Review question. If they get it right, then they gain as many points as children from that team who were at that station. Play then resumes again.

Game continues as number of questions, time, and attention span allow.

Non-competitive Option

Don't split into teams. Simply ask the children at the particular station the question and let them work together to answer it.

Optional TAKING IT TO OTHERS Activity: Quiz Questions

Have the children choose a few of the questions from the game to ask the parents/other children during TAKING IT TO OTHERS time. Help pre-readers by whispering the question in their ear and letting them ask it aloud to the parents/other children.

CASE REPLAY ACTIVITIES

Use this guide to review the Case Story and act it out for others to enjoy!

CASE REPLAY, JR: YOUNGEST CHILDREN

Description: The children will act out the story together, everyone doing the same action/sound effect at the same time. This activity is most suitable for kindergarteners.

Materials

The Case RePlay, Jr. script for younger children

Preparation

1. Read through the script and write in the blanks along the side possible actions/sound effects the children could do to act it out.

Instructions

1. Tell the children that they will be re-enacting the story together as you tell it.
2. As you read the script, lead the children in actions/sound effects to do with you.
3. If desired, you can read the script and stop at certain sentences and ask them what a good action/sound effect would be to act out what you just read.
4. Repeat the re-enactment one or two times more.

CASE REPLAY, SR: OLDER CHILDREN

Description: The children act out the story as a three-scene play. You will narrate it using the Case RePlay, Sr. script and they will act it out (no spoken words, for the most part), with each child assuming a different character's role. This activity is most suitable for first grade and up. You will review the story, then practice it a few times before performing it for others.

Materials

The Case RePlay, Sr. script
White board or other large format paper
Costumes and props

Preparation

1. Prepare for the play by choosing costumes and props for each character in the story. Decorate the area with any scenery props.
2. Write the words "Beginning," "Middle," "End" on a large piece of paper/whiteboard with plenty of space under each heading. You will use this paper to help the children think about the story as a three-scene play, as it is presented in the script.

Instructions

1. Tell the children that they will get to act out the story as a three-scene play, with a beginning, middle and end section. Tell them that before they can act it out, they need to think it out. as you narrate it with your script.
2. Take the children's answers as they recount the story, helping them put key incidents in the right order.
3. If desired, when they have filled in their Beginning, Middle, End, read through your whole (real) script, so they hear exactly what you will have them act out.
4. Then tell the children that it's time to practice acting out the story.
5. Assign parts to each child. If you are using costumes, do NOT give them out at this point. They will be a distraction.
6. Have all the children sit on the floor or in chairs on one side of the "stage," then call the characters up in place as their part in the story comes.
7. As you read the script, guide the children in where you want them to move or do to act it out.
8. After going through the whole script once, give out any costumes and props and act out the script once or twice more.

Optional TAKING IT TO OTHERS Activity: Re-enacting the Story

Read the script as the children act out together (younger) or assuming different roles (older) as the other children or the parents watch.

CASE REPLAY, JR--YOUNGER KIDS (KINDERGARTEN) P.2

“Welcome to our play! The name of our story is called: The Case of the Prisoner’s Paradise.

Our story takes place in the early 1900’s in Japan.

And now we present: “The Case of the Prisoner’s Paradise.”

Actions:

Scene 1:

Passengers on the Empress of Russia gather around Miss MacDonald as she tells them the story behind her coin necklace. Policemen track down Tokichi Ishii, one of the worst criminals in Japan. He is a robber and murderer who has spent twenty years in jail and escaped. Finally they catch Ishii, take him to a special prison cell and sentence him to death by hanging. In prison, he begins to think about his soul and that he surely deserves hell. He wonders if there is any hope for himself.

Scene 2:

Miss MacDonald and Miss West go the Ishii’s prison to tell prisoners about Jesus. They talk to Ishii, telling him the good news that there is complete forgiveness through faith in Jesus. They leave him with a New Testament to read. At first Ishii just puts the Bible away on his shelf, then he finally starts reading it. When he reads how Jesus forgave the men who had Him unjustly killed, he believes that Jesus would forgive him, too. He becomes a Christian. Everyone notices the amazing changes in Ishii. He is happy. He does not worry about dying. He explains to the governor of Tokyo and to the Buddhist priest that he can be so happy, though facing death because he knows Jesus has forgiven him and he will be going to heaven to live with him forever. When the two women visit Ishii again, he tells them he is going to write his story so others might come to believe in Jesus, too.

Scene 3

Ishii works as fast as he can, knowing that any day at 9 a.m. he will be called to be hung. Ishii finishes just in time. The jailer calls for him to come with him to the gallows. Ishii goes joyfully and asks the jailer to give Miss MacDonald his book and his things. Ishii dies peacefully. Miss MacDonald receives a package the next day from the jailer including his book, a note telling her that he is happy to be going home to heaven, and the coin that she now wears around her neck. The passengers are deeply moved by the story and Miss MacDonald knows Ishii would be pleased to see that the story of his life might help to bring some of these people to know Jesus.

Bible Truth Tie-In:

The Bible Truth we are learning is: **God’s People Know Heaven Is Their Home.** Ishii became a changed man when Jesus forgave his sins. He was peaceful and happy and looked forward to the day he would go home to heaven.

CASE REPLAY, SR--OLDER KIDS (1ST GRADE AND UP) P.3

"Welcome to our play! The name of our story is called: The Case of the Prisoner's Paradise.

Our story takes place in the early 1900's in Japan.

The characters in our story are: Miss MacDonald, passengers on the Empress of Russ, policemen, Tokichi Ishii, Other prisoners on death row, Miss West, Jailer, Governor, Buddhist priest.

And now we present: "The Case of the Prisoner's Paradise."

Scene 1: (Beginning)

Passengers on the Empress of Russia gather around Miss MacDonald as she tells them the story behind her coin necklace. Policemen track down Tokichi Ishii, one of the worst criminals in Japan. He is a robber and murderer who has spent twenty years in jail and escaped. Finally they catch Ishii, take him to a special prison cell and sentence him to death by hanging. In prison, he begins to think about his soul and that he surely deserves hell. He wonders if there is any hope for himself.

Scene 2: (Middle)

Miss MacDonald and Miss West go the Ishii's prison to tell prisoners about Jesus. They talk to Ishii, telling him the good news that there is complete forgiveness through faith in Jesus. They leave him with a New Testament to read. At first Ishii just puts the Bible away on his shelf, then he finally starts reading it. When he reads how Jesus forgave the men who had Him unjustly killed, he believes that Jesus would forgive him, too. He becomes a Christian. Everyone notices the amazing changes in Ishii. He is happy. He does not worry about dying. He explains to the governor of Tokyo and to the Buddhist priest that he can be so happy, though facing death because he knows Jesus has forgiven him and he will be going to heaven to live with him forever. When the two women visit Ishii again, he tells them he is going to write his story so others might come to believe in Jesus, too.

Scene 3: (End)

Ishii works as fast as he can, knowing that any day at 9 a.m. he will be called to be hung. Ishii finishes just in time. The jailer calls for him to come with him to the gallows. Ishii goes joyfully and asks the jailer to give Miss MacDonald his book and his things. Ishii dies peacefully. Miss MacDonald receives a package the next day from the jailer including his book, a note telling her that he is happy to be going home to heaven, and the coin that she now wears around her neck. The passengers are deeply moved by the story and Miss MacDonald knows Ishii would be pleased to see that the story of his life might help to bring some of these people to know Jesus.

Bible Truth Tie-In:

The Bible Truth we are learning is: **God's People Know Heaven Is Their Home.** Ishii became a changed man when Jesus forgave his sins. He was peaceful and happy and looked forward to the day he would go home to heaven.

A Packet for Miss MacDonald of Ishii's Life Story, a Letter and a Coin

Description

The children will make a little packet of a decorated copy of this story and a Japanese coin.

Materials

Copies of the story, 1 per craft
 Templates of the story cover and the coin
 Card stock
 1 manilla folder per craft
 Markers, colored pencils or crayons
 1 piece of yarn or string, about 30" per child
 Glue Sticks
 Stapler
 Scissors

Preparing the Craft

1. Print out the coins (two per craft) and story cover on regular paper. Cut out coins as pairs.
2. Print out plain coin circles on card stock. Cut out and poke a hole in the middle as indicated.
3. Set out decorating supplies.
4. Make a sample for the children to see.

Making the Craft

1. Show children your sample.
2. Have the children decorate the cover for Ishii's book and glue the front and backs of the coin in place on the card stock coin.
3. Glue the cover on the front of the manilla folder.
4. Staple the pages to the story in place, preferably with 3 staples down the left side of the cover.
5. Thread the string through the middle of the coin (breaking through the thin paper of the coin front and back) and tie ends together with a double knot.

Making a Bible Truth Connection

Once the children have settled into their craft, use the Bible Truth- Craft Connection Sheet to lead discussion about the craft. Note that most of these questions echo the questions on the case board, providing a review of what the children learned earlier.

Optional TAKING IT TO OTHERS Activity: Craft Presentation

If you are presenting the craft to other children or parents the children can hold up their crafts (or your model craft) and read their Bible Truth Connection answers to explain the importance of the craft.

CASE CRAFT**Discussion Guide****Instructions:**

As the children are settled into making their craft, ask them these questions to help them understand the craft's significance. Use the answers provided to guide the children's answers.

Discussion Questions

1. Where did Ishii live?

In Tokyo, Japan.

2. What did Ishii leave behind for Miss MacDonald?

His life story, a letter and a coin.

3. Why didn't Ishii need these things? Why did he give these things to Miss MacDonald?

Ishii was dying and going to his home in heaven. He wanted Miss MacDonald to take his story and share it with others so they might trust in Jesus as their Savior, too.

4. What is Bible Truth that we are learning?

God's People Know Heaven Is Their Home.

5. What does our craft have to do with our Bible Truth?

Ishii had done many bad things, but God forgave all his sins through Jesus when Ishii read the good news of Jesus, turned away from his sins and trusted in Jesus as His Savior. Ishii no longer feared dying because he knew he was going home to heaven to be with Jesus forever.

6. What can our craft help us remember?

No one is too bad to be forgiven their sins by God through Jesus!

TAKING IT TO OTHERS**Craft Presentation****Instructions:**

Have children hold up your model craft/their crafts. Choose five children (or you say) the five sections below to explain the craft's importance.

Presentation:

1. Our craft is: A Packet for Miss MacDonald of Ishii's Life Story, a Letter and a Coin.

2. In his prison cell, Ishii left a packet for Miss MacDonald of his life story, a letter and a coin because he was going home to heaven and he wanted others to know that they might trust in Jesus as their Savior, too.

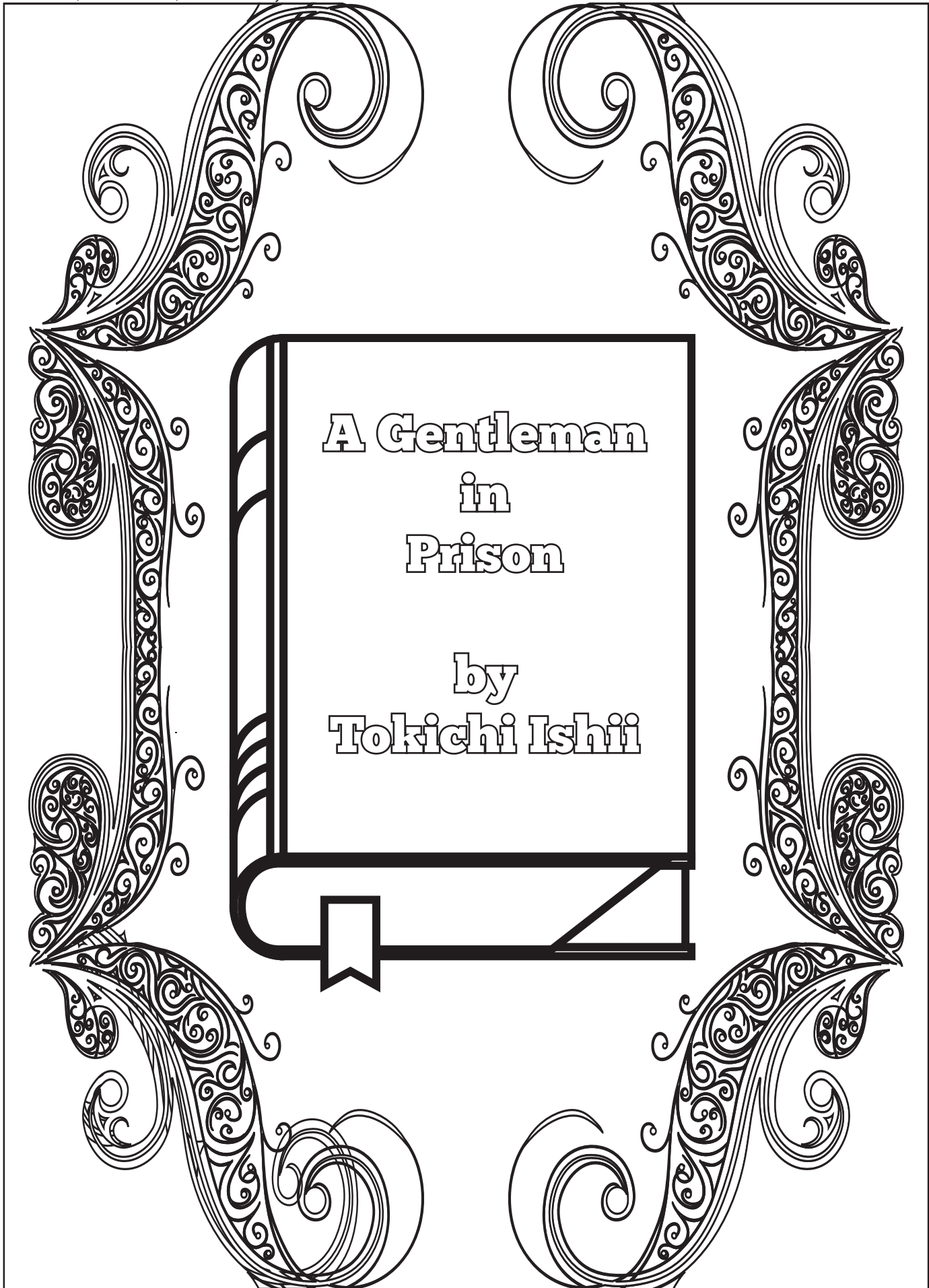
3. Our Bible Truth is: God's People Know Heaven Is Their Home.

4. Ishii had done many bad things, but God forgave all his sins through Jesus when Ishii read the good news of Jesus, turned away from his sins and trusted in Jesus as His Savior. Ishii no longer feared dying because he knew he was going home to heaven to be with Jesus forever.

5. Our craft can help us remember that no one is too bad to be forgiven their sins by God through Jesus!

Note: Even non-readers can participate in presenting the craft, if you will whisper what they are to say in their ear and let them say it aloud for the others to hear.





BEFORE CLASS:**1. PICK YOUR PERSON**

VIPPs can be anyone in your church! Typically, they fall into 6 categories: Church staff, Elders, Deacons/deaconesses, Special Volunteers (people who aren't paid, but spend a lot of time helping out in particular ways), Supported Workers (aka missionaries), and Church Members.

2. GATHER YOUR FACTS

Use the VIPP Information Sheet to write down the facts about your VIPP. The information on this worksheet is used in the VIPP activities, listed in the "Choose an Activity" section below.

DURING THE ACTIVITY:**1. INTRODUCE YOUR VIPP**

Introduce your VIPP to the children, using the VIPP Information Sheet. Fill in a set of VIPP Clue Cards with the information for your VIPP. If desired, you can even have the actual person come into class for the children to meet.

Need help describing what someone does for the church in a kid-friendly way? Check out the list of common VIPPs on the Praise Factory website in the PFI resources. There are lots of kid-friendly descriptions for common VIPP's, such as pastors, elders, deacons and a lot more.

2. PRAY!

Lead the children in praying for the VIPP. Ask the children if they would like to pray for one of the VIPPs prayer requests. Even non-readers can pray for the VIPP if you whisper the prayer request in their ear, then let them say it aloud. Never force a child to pray!

3. CHOOSE AN ACTIVITY

There are two activities you can use to help the children learn about the VIPP:

VIPP Clue Cards: These are nine coloring sheets in which children fill in the nine things they learn about the VIPP from the VIPP Information Sheet. Photocopy a set of each child. Use as few or as many of these Clue Cards as you desire. They are found in the back of this book.

VIPP Game: This is a game that uses a set of Clue Cards for one or two VIPPs.

Choose a VIPP and fill in his/her information on the VIPP Information Sheet. Fill in a set of VIPP Clue Cards with the information for your VIPP. Tell the children about the VIPP, having them fill in the VIPP Clue Cards with the key facts as they learn them. Write any words the children need to write on a white-board or other piece of paper so they can see how to spell them. Help younger children write these words on their clue cards. Ideas for how to tell the children about many common VIPPs are listed at praisefactory.org with the resources for this Bible Truth.

Optional TAKING IT TO OTHERS Activity: Introduce and Pray for the VIPP

If you are presenting the VIPP to other children or parents you can assign children to hold up the 10 clue cards and say what each card tells about the VIPP. (Or, you can have the children hold them up as you tell what each one means.) Then lead the children in praying for the VIPP.

Game: Picture Run

Materials

Information for two VIPPs

2 Sets of Clue Cards

Tape

Different color construction paper for each picture.

Preparing the Game

1. Fill in one set of clue sheets for each VIPP you are using.
2. Put all the Clue Cards in a bag, except for the ones with the names and pictures of the VIPPs.
3. Use tape to put up the pictures of each VIPP on a piece of construction paper. Tape each up in a different location/wall around the room.

Playing the Game

Reveal: Tell the children about the VIPPs, showing them your filled-in clue cards as you tell about them.

Review: Put the Clue Cards for the VIPPS put in a bag. Mix up. Have children stand together in middle of the room. Tell them that you will pull out a clue card, show it to them, and they are to run to the picture of the person who it belongs to. Give them the answer after everyone has run to their guessed person. Continue until all clues have been used up. (If you have a slick floor, you may want to avoid running. Make it fun by giving them a different way to go to each picture, such as skip or hop.)

VIPP INFORMATION SHEET

VIPP NAME:

WHAT VIPP LOOKS LIKE

Man or Woman? _____

Hair color? _____

Eye color? _____

FAVORITE ANIMAL

FAVORITE FOOD

FAVORITE FREE TIME ACTIVITY

WHAT VIPP DOES DURING WEEK

VIPP GROUP OF SERVICE:

Church Member

Deacon

Elder

Church Staff

Special Volunteer

Supported Worker
(Missionary)

3 WAYS VIPP SERVES CHURCH

**3 WAYS TO PRAY FOR
THE VIPP**

BIBLE TRUTH 13, LESSON 3: PLANNER/OVERVIEW

GETTING STARTED: Welcome and Opening Songs (*introduce unit and get kids moving with these songs*)

Welcome to Praise Factory: PFI: Praise Factory Investigators Theme Song *PFI ESV Songs 12, Track 1*

Rules to Help Us Worship God and Love One Another: WoGoLOA Classroom Rules Song
PFI ESV Songs 12, Track 2

Big Question Under Investigation: Big Question 12 Songs *PFI ESV Songs 12, Tracks 3,4*

Big Question Bible Verse: Ephesians 5:1-2 Song: *PFI ESV Songs 12, Track 5*

Extra Bible Verse Song: Let Everyone Who Names the Name: 2 Timothy 2:19,22, ESV PFI ESV Songs 12, Track 6

DIGGING DEEP DOWN: Key Concept and Story (*introduce the Bible Truth and tell the related story*)

Bible Truth 13: God's People Know Heaven Is Their Home

Bible Truth Hymn: The Sands of Time Are Sinking *PFI ESV Songs 12, Tracks 46-49*

Bible Verse: Philippians 3:18-20, ESV

Bible Verse Song: Many Walk as Enemies *PFI ESV Songs 12, Track 50*

Extra Bible Verse: You Were Publicly Exposed: Hebrews 10:32-36, ESV PFI ESV Songs 12, Track 51

Lesson 3 Old Testament Story: The Case of the Locked Out Leader

Exodus 2-3; Numbers 20,27:12-23; Deuteronomy 32:44-52, 34; Acts 7: 20-43; Hebrews 11:16,23-27

TAKING ACTION: Response Activities (*choose from among these activities*)

Snack and Discussion Planner: Rock of Trouble

ACTS Prayer: Prayer Sheet

Bible Truth Review: Discussion Questions and Game: Red Light, Green Light for Storks

Bible Truth Hymn: The Sands of Time Are Sinking *PFI ESV Songs 12, Tracks 46-49*

Song, Sign Language and Song Game: Word Take Away **PFI ESV SONGS 12 BOOK or ONLINE**

Bible Verse Review: Philippians 3:18-20 Discussion Sheet and Game: Ball Circle Toss

Bible Verse Song: Many Walk as Enemies *PFI ESV Songs 12, Track 50*

Song, Sign Language and Song Game: Big Voice, Little Voice **PFI ESV SONGS 12 BOOK or ONLINE**

Story Review: Discussion Questions and Game: Tell the Truth Basketball

Case Replay, Jr: Drama Activity for Youngest Children (children do same story actions together)

Case Replay, Sr: Drama Activity for Most Children (children re-tell story with individual parts)

Craft: The Promised Land from Mount Nebo

VIPP (Very Important Prayer Person) Prayer Time: Coloring Sheets (back of book) and Game: Crabbin' Around

TAKING IT HOME: Take Home Sheet for Review and Family Devotions

PFI Pronto: Bible Truth 13, Lesson 3 **PFI ESV PRONTOS 12 BOOK or ONLINE**

The Case of the Locked-Out Leader Exodus 2-3; Numbers 20,27:12-23; Deuteronomy 32:44-52;34; Acts 7:20-43; Hebrews 11:16,23-27

by Connie Dever

Our story is: The Case of the Locked-Out Leader.

As you listen to the story, see if you can figure out:

- 1. Who was the Locked-Out Leader?**
- 2. Where was he locked out of? Why? Where did he get to go that was even better?**

This story takes place in Old Testament times, when Moses lived, about 1400 years before Jesus.

A young man, deep in thought, sat in Pharaoh's palace. Looking at his fine, linen kilt, his papyrus and gold sandals and his royal headdress, there was no mistake that this was a prince of Egypt. But if you could read his mind at that moment, you would see an Israelite, instead. This man was Moses, the Israelite baby found and adopted by an Egyptian princess, yet still very much an Israelite. Perhaps he had learned chariot driving, literature and hieroglyphics from the best Egyptian teachers, but his heart burned in anger at the way the Egyptians treated his people. He longed for God to send a rescuer to free them and take them back home to the Promised Land of their father Abraham. He had begun to wonder if he was that man.

One day, Moses went out to where the Hebrew slaves were working. In horror he watched an Egyptian beat one of the them. He could take no longer. He would leave his fine life as an Egyptian prince and rescue his people! He killed the Egyptian and hid his body in the sand. He thought the Hebrews would understand he was coming to deliver them. But they didn't and Moses had to flee for his life.

Away from Egypt and across the barren desert he ran far away to the land of Midian. This wasn't what Moses had planned at all! His people were supposed to see God had sent him to rescue them, but they had rejected him. Had he given up the riches of Egypt for nothing? Had he placed his trust in his unseen God and promises to lead them to an unseen land for nothing? Would he keep finding his joy and reward in what was unseen? Forty years went by. Moses could have given up, but he did not. God gave him faith to keep trusting Him. At just the right time, the LORD appeared to Moses and told him to go back to Egypt. Reluctantly Moses obeyed. Would the LORD really enable him to lead the people

out of Egypt and to the Promised Land? It was hard for him to trust, but he did.

Back across the desert Moses went, now an eighty-year-old man. He gathered the Israelites together and said: "I have heard from the LORD, our unseen God, on Mount Sinai. He has chosen for me to lead you out of Egypt and to the land He promised to give you long ago. Will you give up your life here in Egypt and follow Him to the Promised Land?" he asked them.

"Yes, we will!" the people eagerly promised.

After many, mighty displays of God's power, the Egyptians finally released the Israelites. Through Moses, the LORD led them away from Egypt, and across the desert sands. How they were looking forward to their rich, promised homeland!

The Promised Land was so close that the Israelites could have walked there a couple weeks, but forty YEARS would pass before they would even set one foot there! Though Moses kept urging the Israelites to trust in God to provide for their needs and bring them safely into the land He had promised them, they only grumbled and doubted Him every time something difficult happened.

"We see only dry desert! How will we find food and water to stay alive?" they grumbled. "The Promised Land might be filled with good things, but huge, fierce warriors live there in strong, walled cities. How can we match their strength? They have gods that they can see and who go before them. How can we trust the LORD our God to take care of us, we can't even see Him?" they doubted. "Now we shall die out here in the desert never even seeing this Promised Land! We should have never left Egypt! Life as a slave was even better than this!" they

Story-telling Tips

Ahead of time:

1. Read the Bible verses and story. Pray!
2. Create story cue cards on index cards (or highlight text).
3. Practice telling story dramatically, timing your presentation. Shorten, if necessary to fit your allotted time.
4. Decorate area with story props that help bring your story alive.

During your presentation:

1. Maintain as much eye contact as possible as you tell the story. Point to/use props at important points in the story. Include the kids in your story with a few questions about what they think will happen or words/concepts that might be new to them.
2. Watch the kids for signs that their attention span has been reached. Shorten, if necessary.

grumbled.

The Israelites had chosen to look for their joy and reward in what they could see and taste and touch, not in their unseen God and His promises. They rejected the LORD.

“Because you have grumbled against Me and doubted that I would take care of you.... because you would not trust for Me to give you this unseen homeland I promised you, you will never have it at all,” the LORD told the people through Moses. “Instead, you will wander for forty years out here in this desert and die. It will be your children who will live to see it and live in it.”

So wander for forty years they did. Though they were never more than a week’s walk from the Promised Land, they did nothing more than look at it. And what did Moses do during those next forty years? He kept leading the Israelites, trying to patiently endure their grumbling.

Now grumbling would be hard to patiently endure for a week or a month. But can you imagine how difficult it would be to take forty years of it? So perhaps you’ll not be surprised to hear that there came a day, near the very end of those forty years of grumbling, when humble, patient Moses got fed up with it and sinned.

The Israelites had stopped to camp at a place called Kadesh, but when they looked for water, there wasn’t any. Once more, the people grumbled about this to Moses and Aaron instead of asking the LORD to provide. “Why did you bring us out to this desert, that we and our livestock should die here? Why did you bring us up out of Egypt to this terrible place? There is no grain or figs, grapevines or pomegranates. And there is no water to drink!” they complained.

Moses and Aaron left the people and went to the entrance to the Tabernacle and fell face down in prayer to the LORD. The glory of the LORD appeared to them and the LORD told Moses, “Take the staff, then you and your brother Aaron gather the people together before the rock I show you. Speak to the rock and before their eyes, water will pour out that they and their animals can drink.”

So Moses took the staff from the LORD’s presence, just as he commanded him. He and Aaron gathered the people together in front of the rock and Moses said to

them, “Listen, you rebellious people, must we bring you water out of this rock?” Then Moses raised his arm and struck the rock twice with his staff, making it look as if he had made water come out of the rock. Water gushed out, and the people and their animals drank.

The LORD provided water, but Moses and Aaron had sinned. They hadn’t spoken to the rock as He had told them to. They had struck it. And even more importantly, they had not said the LORD would give the people water, but that they—Moses and Aaron-- would give them water.

So the LORD said to Moses and Aaron, “Because you did not trust in me enough to honor me as holy in the sight of the Israelites, you will not bring the people into the Promised Land I am giving them.”

And so it was. Only months later, when at last it was time for the Israelites to at last cross into the unseen homeland Moses and the Israelites had waited for so long, Moses was not allowed to enter.

“Climb up here on Mount Nebo,” the LORD told Moses. “From there you will be able to see the land that has been unseen for so many years. I will show it all to you and then you will die.”

Moses sadly said farewell to the Israelites he had led for so long, and then climbed up Mount Nebo. From the summit of the mountain, Moses cast his eyes for the first time on the land he had spent most of his life trying to enter. It was as beautiful and rich as the Lord as promised. Then he died right there on Mount Nebo, just as the LORD said he would. And the LORD, Himself, buried him.

Was Moses very sad that day when he saw the Promised Land and knew he would never enter it? Yes, but not as sad as you might think. For while Moses knew he would never enter that earthly promised homeland of God’s people, he knew when he died, the LORD would take him to his a far better, unseen homeland—the homeland of heaven. This was the true homeland of all God’s people. And this homeland had joys and rewards far better than the riches and treasures Moses had known as an Egyptian prince and would be far more wonderful than anything in the rich Promised Land he had seen from the top of Mount Nebo that day. For in heaven, he would be with the LORD. No longer

would He be unseen. Now, Moses would live in close, face to face fellowship with Him forever. And that is best of all.

Cracking the Case:

It's time to answer our Case Questions.

1. Who was the Locked-Out Leader? Moses.

2. Where was he locked out of? Why? Where did he get to go that was even better? He was not allowed to enter the Promised Land with the Israelites because of how he sinned against the LORD. The LORD took Moses home to be with Him in heaven.

Something For You and Me

Our Bible Truth is:

God's People Know Heaven Is Their Home

Our Bible Verse is: Philippians 3:18-20

"For many, of whom I have often told you and now tell you even with tears, walk as enemies of the cross of Christ. Their end is destruction, their god is their belly, and they glory in their shame, with minds set on earthly things. But our citizenship is in heaven, and from it we await a Savior, the Lord Jesus Christ."

For years Moses and the people of Israel eagerly awaited the day when they would enter the Promised Land. How much greater, though, do God's people eagerly await their Savior, the Lord Jesus Christ, to come from heaven! What a great day that will be when Jesus brings an end to sin and death forever! What a great day that will be when at last all God's people will be gathered together in God's glorious presence!

You and I can be a part of God's people, too! We can be among those who enjoy life forever in God's presence. How? By turning from our sins and trusting in Jesus as our Savior. He will forgive our sins and make us His dearly loved people!

Let's praise God for His offer to make sinful people like you and me citizens of heaven! Let's ask Him to help us to turn away from our sins and trust in Jesus as our Savior. Let's ask Him to fit us for heaven, giving us hearts that know, love and obey Him, even today.

Close in prayer.

Closing ACTS Prayer

A God, we praise You for being so patient and merciful to Your sinful people.

C God, we confess that many times we, like the Israelites, grumble and complain to You rather than trusting You. We deserve Your punishment! We need a Savior!

T God, we thank You for promising Your people a land far better than the Promised Land of the Israelites. You promise them an eternity in heaven with You!

S God, work in our hearts! Help us turn away from our sins and trust in Jesus as our Savior. Help us not to complain but to remember and trust You to take care of us when we go through difficult things. Help us to long to be with You in heaven.

Special Words

Pharaoh: The title of the Egyptian king.

Hieroglyphics: Written language of the ancient Egyptians.

Mount Sinai: A mountain in the wilderness, in southern Egypt where the LORD appeared to Moses and the people of Israel. Also the place where He gave them the His laws, including the 10 Commandments.

Tabernacle: The portable worship tent that God commanded the Israelites to make.

Mount Nebo: A mountain in Jordan, just east of Israel. The view from the top gives a wide view of much of Israel.

ACTS PRAYER ACTIVITY

Use this sheet to write down your ACTS Prayer

Instructions:

Use this sheet to help the children apply the Bible Truth into a prayer. You can use the ACTS provided or even better, have the kids think of their own applications. Also have the children add their personal requests to the prayer, too. Lead the children in the prayer or let them pray sections, with your help. Never force a child to pray! Non-readers can participate by you whispering a section of the prayer into their ear and allowing them to pray it aloud for the group.

ADORATION:

God, we praise You for being the Preparer of Your people's wonderful home in heaven.

God, we praise You for being.....

Add your own Adorations:

CONFESSION:

We confess that many times we grasp for the best things in life here on earth and grumble when we don't get them. We forget about You. We forget that we can one day live with You in heaven which will be far better than anything we can imagine.

God, we have sinned against You....

Add your own Confessions:

THANKSGIVING:

Thank You, God, for being willing to forgive all our sins through Jesus so that we can have eternal life and be with You forever in heaven.

God, we thank You for...

Add your own Thanksgivings:

SUPPLICATION:

God, work in our hearts that we might turn away from our sins and trust in Jesus as our Savior. Help us to desire to be with You in heaven, most of all. Prepare our hearts by helping us love and obey You more today.

God, we need Your help...

Add your own Supplication:

SNEAKY SNACK

Can you figure out how this snack ties in with our case?

Snack: The Rock of Trouble

Dinner roll “rock” with a pretzel stick “staff” striking it (stuck in the top of it.) Serve with “water from the rock.” (You might also want to have a little butter or some other spread to put on the roll.)

This is only a suggestion. Feel free to modify. Be mindful of allergy issues among your children!

Case Tie-in: Moses lost his temper and sinned against the LORD by striking the rock instead of speaking to it as the LORD had commanded him to. The LORD did not allow Moses to enter the Promised Land with the Israelites, but he soon gained his far better heavenly home.

SOUL FOOD

Food for thought during snack time

1. What does the snack have to do with the story?

Choose a few questions from the other activity discussion sheets to talk about during this snack time.

2.

3.

4.

5.

6.

7.

Directions: Read and discuss Bible Truth, using a FEW of the questions. Play game. Feel free to modify the game to fit your children.

God's People Know Heaven Is Their Home.

Jesus is God's Son. He left His home in heaven to come to earth to save God's people. He lived a perfect life and offered it up on the cross as the perfect payment for the sins of God's people, so they would be God's forever. Jesus rose from the dead on the third day then went back to heaven to reign. He is preparing a place for God's people to come and live with Him. There is nothing better than living with God and enjoying Him forever. The Bible tells us that we can't even imagine how wonderful it will be. There are many hard things that God's people may have to endure here on earth, but they look forward to the day when they go home to heaven and suffer no more. There are also many good things that God's people enjoy here on earth, but they know that none of them can compare to the good things they will enjoy in heaven in God's presence. Every day, God's people try to please God with whatever happens in their lives, but they are always looking forward to that wonderful day when they will go home to be with Him forever.

Understanding the Bible Truth

1. Who is Jesus? *God's Son.*
2. Where is Jesus' home and why did He leave it? *Heaven. He left it to come to earth and save God's people from their sins.*
3. What did Jesus do on earth for God's people? *Lived a perfect life, then offered it up on the cross as the perfect payment for their sins so they could be God's forever.*
4. What happened to Jesus after He died on the cross? *He rose from the dead on the third day and went back home to heaven.*
5. What is Jesus doing in heaven? *He is reigning and He is preparing a place for God's people to live.*
6. What is the best thing we can enjoy? *Living with God and enjoying Him forever.*
7. What about heaven helps God's people endure their hardships with joy? *They will have eternal happiness there with God. He will give them many good things, more wonderful than anyone can imagine.*
8. Who do God's people try to please each day? *They try to please God with whatever happens in their lives.*
9. What are God's people always looking forward to? *The day when they will go home to be with God forever.*

Story Connection Questions

How does the case story point to the **Bible Truth: God's People Know Heaven Is Their Home:**

1. Why did Moses chose to leave Pharaoh's palace and be mistreated along with the Israelites? *He thought it was better to suffer as one of God's people than to enjoy good things for a little while. He was looking forward to heaven, when God would reward him with eternal happiness and good things that would never, ever end.*

Bible Verse Connection Question

1. What does our Bible Truth have to do with our **Bible Verse: Philippians 3:18-20**: "I have often told you before and now way again even with tears, many live as enemies of the cross of Christ. Their destiny is destruction, their god is their stomach, and their glory is in their shame. Their mind is on earthly things. But our citizenship is in heaven. And we eagerly await a Savior from there, the Lord Jesus Christ.?"

God's people know heaven in their home. They look forward to the day when their troubles here are over and they will get to live with God forever in that wonderful place.

Life Application Questions

1. How can knowing heaven is their home help God's people through their hardships? *They can know that one day the hardships will end and they will enjoy close fellowship with God forever. They know that in heaven, God will give them far greater treasures than anything they gave up here.*
2. How can we become God's people? *By turning away from our sins and trusting in Jesus as our Savior.*

ACTS Questions

1. What is something we can praise God for because of this Bible Truth?

Praise God for being Preparer of His people's wonderful home in heaven.

2. What are sins we can confess to God because of this Bible Truth? *Confess that many times we grasp for the best things in life here on earth and grumble when we don't get them. We forget about God. We forget that we can one day live in a wonderful heavenly home with Him, if we are those who turn from their sins and trust in Jesus as their own Savior. That heavenly home will be far better than anything we can know or have here.*

3. What is something we can thank God for because of this Bible Truth?

Thank God for sending Jesus to rescue sinful people like us.

4. What is something we can ask God for because of this Bible Truth?

Ask God to work in our hearts that we might turn away from our sins and trust in Him as our own Savior. We can ask Him to fit us for heaven, by helping us to love God, obey Him and long to be with Him.

The Gospel

1. What is God's marvelous plan to make sinners like us His people, to live with Him forever in heaven? What is the gospel?

God is the good Creator and King of the world. He made people to worship Him and live by His good laws. But we are all sinners who've rebelled against Him. We all deserve death--God's just, eternal punishment for our sins. How terrible! But God has good news for us. In His great mercy, God sent His Son, Jesus to earth as a man to save sinners. He lived the perfect life that pleases God. (He's the only one who's ever done that!) He offered it up to God His Father as the perfect sacrifice for sins when He suffered and died on the cross. Then, on the third day, Jesus rose from the dead in victory. He had fully paid for the sins of God's people, so they wouldn't have to! Now all who turn away from their sins and trust in Jesus as their Savior will receive forgiveness of sins and eternal life with God. They will be His very own special people who will know Him and enjoy Him forever. We can be God's people, too, if we turn from our sins and trust in Jesus as our own Savior.

Game: Red Light, Green Light for Storks

Materials

Tape

Bible Truth Questions

Preparing the Game

1. Choose 20+ questions for your game from the Bible Truth Discussion Questions, or make up your own.
2. Write the Bible Truth questions on small thin strips of paper (or make a photocopy of the Bible Truth Discussion Questions and simply cut them into strips) and put them in the bag/bowl.
3. Tape a starting line and finish line at each end of the room.

Playing the Game

Have all the children stand facing you on the starting line. Tell them that you are the traffic light controller for storks. When you say "Green light" they can move forward with your back towards them. But when you say "Red light" they must freeze in stork position, balancing on one leg. You will turn around quickly and try to catch anyone moving or off balance. These children will choose a question to ask the class. If the class gets it right, then the children can join the game back at Start. If they do not, then the children have to wait it out until another round when a correct answer is given. Whoever makes it to the finish line first becomes the new traffic light controller for storks.

Game continues as number of questions, time, and attention span allow.

Optional TAKING IT TO OTHERS Activity: Quiz Questions

Have the children choose a few of the questions from the game to ask the parents/other children during TAKING IT TO OTHERS time. Help pre-readers by whispering the question in their ear and letting them ask it aloud to the parents/other children. Make sure you read the Bible verse aloud before you ask your questions.

Directions:

1. Write words to song in large print before class.
2. Play the song for the children, helping them follow along on the song sheet.
3. Discuss the song, using a few questions from the discussion sheet. *Don't use them all!*
4. Introduce sign language for key words of your choice from sign language sheet for your song. Use as few or as many as you think the children can learn.
5. Sing and sign the song. Sign language as well as large format lyrics and sheet music are found in the PFI Unit Songbook or online.
6. If desired, play the Song Game.

Optional TAKING IT TO OTHERS Activity: Presenting and Singing the Song

1. Sing and sign the song, encouraging the watching children/parents to join in.
2. Ask the class some of the questions listed below. The Bible Truth Connection Question is particularly good to help them understand how the song ties in with the Bible Truth.

The Sands of Time Are Sinking

Verse 1

The sands of time are sinking, The dawn of Heaven breaks,
The summer morn I've sighed for, The fair, sweet morn awakes;
Dark, dark hath been the midnight, But dayspring is at hand.
And glory, glory dwelleth, In Immanuel's land.

Verse 2

The King, there in his beauty, Without a veil is seen,
It were a well-spent journey, Though sev'n deaths lay between;
The Lamb with his fair army, Doth mercy doth expand,
And glory, glory dwelleth, In Immanuel's land.

Listen to it on PFI ESV Songs 12, Tracks 46-49

Verse 3

O Christ, He is the fountain, The deep, deep well of love,
The streams of earth I've tasted, More deep I'll drink above,
There to an ocean fullness, His mercy doth expand,
And glory, glory dwelleth, In Immanuel's land.

Verse 4

With mercy and with judgment, My web of time He wove,
And aye the dews of sorrow, Were lusted with His love,
I'll bless the hand that guideth, I'll bless the heart that planned,
When throned where glory dwelleth, In Immanuel's land.

Understanding the Song

1. What does the sands of time are sinking mean? *People used to tell time with a hourglass. It would take exactly one hour for the sand to sink from the top of the glass to the bottom. God's people know that the sands of time are sinking--the day when they will go to live at home with God in heaven is coming closer and closer.*
2. Why would this life be called dark, like midnight? Why is getting to be in heaven like the coming of the sun in the morning? *The sin, death and brokenness in this world that makes it sad. Darkness is used as a picture of that sadness. Life with God in heaven will be perfectly wonderful always. Bright sunshine is used as a picture of that happiness.*
3. Who is Immanuel? What does that mean? Why is heaven His land? *Immanuel is a nickname for Jesus. It means God with us, because Jesus came from heaven to earth to save sinners and bring them to God. Heaven is Immanuel's land because that's where Jesus came from and because that's where He takes His people to live with Him when they die.*
4. Who will God's people see in heaven? What will He be like? What is his nickname? Why? *They will see Jesus, the Lamb, in all His beauty and glory. He is called the "Lamb" because lambs were often offered (in Old Testament times) as sacrifices when people sinned. Jesus was the perfect payment for the sins of God's people.*
5. Who is Christ and how is He like a fountain? *Jesus is the Christ---the special Savior sent from God. A fountain was an old name for a deep well full of water where you could drink and drink until you would not be thirst anymore. Jesus' love for His people is like a fountain. It never runs out for them. Here on earth and later in heaven, they will enjoy more and more of it. It will never run out, just like the ocean never runs out of water!*
6. What does it mean that God wove the web of time of His people with mercy and judgment? What will God's people praise Him for about their lives when they get to heaven? *A spider carefully weaves its web. Every single thread is put in place where he wants it to be. God carefully plans out every single day of His people's lives. There may be times of sorrow. But God's people trust in God's good plan for them every day they live here on earth; They know that's true, even when they don't understand it all. Just like a web glistens and shines in the morning when the sun shines on the dew that collects on the web and makes it look so beautiful, so in heaven, God's people will fully see how true it was that God used all things for the good in their lives. They will praise God for all the good and wise things He did.*

Bible Truth Connection Question

1. How does this song relate to our Bible Truth: **God's People Know Heaven Is There Home?**
God's people look forward to the day when they will get to see Jesus, their King, face to face at last! They know how He has loved them, by dying for their sins to save them. They have seen how He has planned everything in their lives for their good and His glory. These things are good, but they are nothing compared with the day when they will see their King in all His beauty and glory in heaven and live there forever--Immanuel's land!

Story Connection

1. How does this song relate to today's story? *How sad it must have been for Moses to never get to even set foot in the Promised Land! For over forty years it had been his life purpose to get the people there. Yet, Moses did get to enter an even better Promised Land--Immanuel's Land, heaven! After he died on Mt. Nebo, he went to live with God in heaven. There, he gazed upon the Lord, face-to-face, in all His glory.*

Bible Verse Connection Question

1. What does this hymn have to do with our Bible Verse: **Philippians 3:18-20**: "For many, of whom I have often told you and now tell you even with tears, walk as enemies of the cross of Christ. Their end is destruction, their god is their belly, and they glory in their shame, with minds set on earthly things. But our citizenship is in heaven, and from it we await a Savior, the Lord Jesus Christ."?

God's people know that the sands of time is sinking--that is, their lives and this earth will not last forever. While there are many things that they enjoy in this life, there are many hard things, too, brought by the sin and brokenness in this world. Sometimes they even suffer because they are Christians. But, God's people remember that their citizenship is in heaven. That is where their King reigns in beautiful. That's where they will see Him face to face and live with Him forever. They know how much He loves them and will help them through everything in this life, but heaven will be home. They eagerly look forward to the day when they will live in Immanuel's land (heaven) forever. They look forward to the day when He will return and bring His kingdom that will last forever and ever.

Life Application Questions

1. How can we be affected by the message of this song? *We can remember that this life here on earth will not last forever. We can remember how great is God's love for His people. Not only will He be at work, doing good to them in everything they go through in this life, but that He is preparing them a home with Him that will be forever. There, they will see Him and enjoy Him. How wonderful it will be!*

2. What must we do if we are to go to live with God in heaven? How can we be God's people? *We must turn away from our sins and trust in Jesus as our Savior.*

ACTS Questions

1. What is something we can praise God for from this hymn?

We can praise God for being the Giver of Eternal Life with Him in Heaven.

2. What are sins we can confess to God from this hymn?

Sometimes we live our life here on earth as if it will never end. We don't think about God and seek to know, love and obey Him as we should. We don't want to think about heaven. We want to think about getting what we want, how we want it, right now, here on earth. We need a Savior!

3. What is something we can thank God for from this hymn?

We can thank God for the wonderful home with Him in heaven that He has for all who turn from their sins and trust in Jesus as their Savior. How wonderful it will be to see Him, the great King, at last! We can thank Him for how He cares for all His people and has carefully planned for all things in their lives to be for their good and His glory. They may have had to endure some hard things, but He has helped them every step of the way.

4. What is something we can ask God for from this hymn?

We can ask God to work in our hearts. that we confess our sins, might turn from our sins and trust Jesus as our Savior. We can ask Him to help us remember that our lives here on earth will not last forever, and to help us to live in a way that prepares us to live with Him in heaven forever.

Gospel Question

1. This song reminds us that our lives on earth will not last forever, but there is a way for us to know eternal life with God after we die. What is that way? What is the gospel? *God is the good Creator and King of the world. He made people to worship Him and live by His good laws. But we are all sinners who've rebelled against Him. We all deserve death--God's just, eternal punishment for our sins. How terrible! But God has good news for us. In His great mercy, God sent His Son, Jesus to earth as a man to save sinners. He lived the perfect life that pleases God. (He's the only one who's ever done that!) He offered it up to God His Father as the perfect sacrifice for sins when He suffered and died on the cross. Then, on the third day, Jesus rose from the dead in victory. He had fully paid for the sins of God's people, so they wouldn't have to! Now all who turn away from their sins and trust in Jesus as their Savior will receive forgiveness of sins and eternal life with God. They will be His very own special people who will know Him and enjoy Him forever. We can be God's people, too, if we turn from our sins and trust in Jesus as our own Savior.*

Song Game: Word Take Away

Materials

Sign Language Signs and Song

White board and marker

Eraser

Preparing the Game

1. Write the words to the song on a white board.

Playing the Game

1. After children have learned the song and signs well, then tell the children that you are going to leave out words from the song (that you've learned signs for) and just do the sign in its place.
2. Have the children help you choose a word to take out. Erase the word from the board. Review the sign the for erased word.
3. Sing the song, trying to remember to NOT sing the word and do only the sign.
4. Continue to take out words until all of the words (with signs) have been taken out.

Game continues as number of questions, time, and attention span allow.

choose a FEW questions for discussion, then choose the game and/or music activity

Meditation Version: Philippians 3:18-20 ESV

“For many, of whom I have often told you and now tell you even with tears, walk as enemies of the cross of Christ. Their end is destruction, their god is their belly, and they glory in their shame, with minds set on earthly things. But our citizenship is in heaven, and from it we await a Savior, the Lord Jesus Christ.”

Alternate Memory Version: Philippians 3:18,19,20 ESV

“For many...walk as enemies of the cross of Christ. Their end is destruction...with minds set on earthly things. But our citizenship is in heaven, and from it we await a Savior, the Lord Jesus Christ.”

Understanding the Bible Verse

1. Who is the “I” and the “you” in this verse? *“I” is Paul, who wrote these words to believers in the city of Philippi.*
2. What had Paul told the Philippian believers before? *That many live as enemies of the cross of Christ.*
3. What does it mean to walk as an enemy of the cross of Christ? *It means that they reject the good news of salvation through Jesus. They do not think you need to turn away from your sins and trust in Jesus as your Savior to be saved. And not only do they reject, but they do not want others to believe it either.*
4. What sorts of things had the enemies of the cross of Christ done to Paul to try to stop him from telling others the good news of Jesus? *They had him stoned, beaten, put him in prison, and in the end, they even put him to death.*
5. How did Paul feel about so many people living as enemies to the cross of Christ? Why? *He was so sad about it that he cried about it. He felt this way because he knew that without faith in Jesus, these people would face God’s eternal punishment. Paul did not want anyone to face that! He wanted them to be forgiven and to become God’s people.*
6. What is the destiny of these enemies of the cross of Christ? *Destruction.*
7. What kind of destruction does Paul have in mind? *Facing God’s eternal punishment for their sins. They will forever have to live away from God and everything good.*
8. What does Paul mean when he says their god is their belly? *Not that they worship their stomachs, but that they want to get right now whatever it is that they desire, just like stomachs ache to be filled with food when we are hungry. They want what they want right now! Also, there were some people who thought if they ate certain foods in certain ways, according to God’s laws that they could please God with these good works. Paul may also have been talking about these people, too.*
9. What does it mean that their glory is their shame? *This kind of glory stands for something that they are proud of that they are or have done. Paul here is saying that many are proud and even feel like they please God by certain things they do. But, because they trust in these good works to please God rather than in Jesus and His death on the cross, they should really be ashamed of these good works instead of proud of them. They will never be enough to please God.*
10. What does Paul say the mind of these enemies of the cross of Christ is on? What does he mean? *Earthly things. He means that they are so busy thinking and doing things that only matter here that they have forgotten God and His ways.*
11. What is citizenship and where is the citizenship of believers? *Citizenship means the city or home where you belong. The citizenship or home of all believers is heaven.*
12. What does it mean for God’s people to have their citizenship in heaven? *It means that heaven is the place where they will be at home. They think about it and live by its laws. It is the place where they will receive the rich reward God promises to give all of His people. They look forward to getting to live there.*
13. Who do believers eagerly await for who will come from heaven? *Jesus Christ.*
14. When will Jesus come? What will He do then? *At the end of time Jesus will come back to bring an end to sin and death once and for all. He will judge all people and give them their eternal punishments and rewards—eternal death to those who have not turned away from their sins and trusted in Him as their Savior; but eternal life to those who have turned away from their sins and trusted in Him as their Savior. He will reign forever with His people, forever happy, in the new heavens and earth.*

Bible Truth Connection Question

1. What does this verse have to do with the **Bible Truth: God's People Know Heaven Is Their Home?**

God's people know heaven in their home. They look forward to the day when their troubles here are over and they will get to live with God forever in that wonderful place.

Story Connection Questions

1. What does the verse have to do with our story? *Many of the Israelites were earthly minded. They complained and grumbled instead of trusting the LORD. Filling their empty stomachs many times led them to do sinful things. The LORD punished these Israelites for their repeated disobedience and lack of faith. In the end, they died out in the wilderness instead of entering the Promised Land. But the children of these Israelites did get to enter into the Promised Land. And Moses, while he did not get to enter the Promised Land, the LORD took him home to heaven, to be with Him forever. This was best of all.*

Life Application Questions

1. How can God's people who suffer today be encouraged by thinking about their home in heaven? *They can remember that their sufferings will only last for a while. They will soon be free of their hard times and enjoy their heavenly home, where there will be no more sin, sadness or death and they will get to enjoy God's presence forever.*

2. How can we become God's people? *By turning away from our sins and trusting in Jesus as our Savior.*

ACTS Questions

1. What is something we can praise God for from this Bible verse?

Praise God for being the Savior of His people who has given them heaven to be their home.

2. What are sins we can confess to God from this Bible verse?

We confess that many times our minds are filled up with earthly things and we do not think about God and what pleases Him in how we live.

3. What is something we can thank God for from this Bible verse?

We can thank God for His promise to send Jesus to come and bring an end to sin and death once and for all.

4. What is something we can ask God for from this Bible verse?

We can ask God to work in our hearts that we would want to confess our sins, turn away from disobeying Him and trust in Jesus as our own Savior. We can ask Him to help us to not have our minds on earthly things, but think about Him and what pleases Him.

The Gospel

1. What has God done so that sinners like you and me can have our citizenship be in heaven with Him? What is the good news of Jesus? What is the gospel?

God is the good Creator and King of the world. He made people to worship Him and live by His good laws. But we are all sinners who've rebelled against Him. We all deserve death--God's just, eternal punishment for our sins. How terrible! But God has good news for us. In His great mercy, God sent His Son, Jesus to earth as a man to save sinners. He lived the perfect life that pleases God. (He's the only one who's ever done that!) He offered it up to God His Father as the perfect sacrifice for sins when He suffered and died on the cross. Then, on the third day, Jesus rose from the dead in victory. He had fully paid for the sins of God's people, so they wouldn't have to! Now all who turn away from their sins and trust in Jesus as their Savior will receive forgiveness of sins and eternal life with God. They will be His very own special people who will know Him and enjoy Him forever. We can be God's people, too, if we turn from our sins and trust in Jesus as our own Savior.

Game: Ball Circle Toss

Materials

Bible Verse written up in large print so that all can see
Foam or other soft surface ball

Preparing the Game

None.

Learning the Verse

Some or all of your children may be non- or early readers. Teach the verse in sections, having them say it after you. Repeat a few times. Add clapping or other movement as they say it.

Directions

1. If desired, lead the children in a discussion of a **FEW** of the most important questions before beginning game.
2. Explain the game to them as follows:
Have the children spread out in a circle, arm's length apart. Explain that everyone together will chant the verse slowly, word by word, and toss the ball to another child with each word chanted. They want to try to chant the whole verse without dropping the ball. Speed up the pace of the chanting as the children get good at chanting and catching.

Game continues as time and attention span allow.

Alternative Game Version:

- 1) Individual chant version: After the children can get through the verse without dropping the ball and chanting the verse together, have them try to get through the entire verse with only the person throwing the ball saying the next word.
- 2) No Hands Version: Have the children sit on the floor and roll the ball to each other. They must try to trap the ball with their legs, etc. (no hands) instead of trying to catch it.

Optional TAKING IT TO OTHERS Activity: Quiz Questions

Have the children choose a few of the questions from the game to ask the parents/other children during TAKING IT TO OTHERS time. Help pre-readers by whispering the question in their ear and letting them ask it aloud to the parents/other children. Make sure you read the Bible verse aloud before you ask your questions.

Directions:

1. Write words to song in large print before class.
2. Play the song for the children, helping them follow along on the song sheet.
3. Discuss the song, using a few questions from the discussion sheet. *Don't use them all!*
4. Introduce sign language for key words of your choice from sign language sheet for your song. Use as few or as many as you think the children can learn.
5. Sing and sign the song. Sign language as well as large format lyrics and sheet music are found in the PFI Unit Songbook or online.
6. If desired, play the Song Game.

Optional TAKING IT TO OTHERS Activity: Presenting and Singing the Song

1. Sing and sign the song, encouraging the watching children/parents to join in.
2. Ask the class some of the questions listed below. The Bible Truth Connection Question is particularly good to help them understand how the song ties in with the Bible Truth.

Our Citizenship Is in Heaven

Many live as enemies of the cross of Christ,
 Many live as enemies of the cross of Christ,
 Their destiny is destruction,
 Their mind's on earthly things,
 Their mind's on earthly things

But what about God's people?

But our citizenship is in heav'n,
 Yes, our citizenship is in heav'n,
 And we eagerly, we eagerly,
 Await a Savior from there.
 Philippians Three, eighteen through twenty.

Listen to it on PFI NIV Songs 12, Track 50

Song Game: Pass the Secret Sign

Materials

Sign Language signs used in song, particularly choose words with important meanings you want the children to learn, such as "grace", "redeem", etc.

Bag or bowl

Blindfold

Preparing the Game

1. Cut out signs and put in bowl.

Playing the Game

1. Practice the song and signs until the children know them well.
2. Have all the children stand in a tight circle, except one, "It" who will stand in the middle of the circle, blindfolded.
3. Have the children in the circle to put their hands behind their backs. Choose a sign from the bag and hand to a child in the circle, still keeping hands behind their backs, not looking at the sign.
4. When "It" says "Pass the Secret Sign", the children will begin to pass the sign around behind their backs.
5. When "It" says "Stop the Passing!" the child who has the sign freezes with the sign behind his back.
6. The child with the sign brings it around and looks at it. You can help the child practice the sign.
7. Then take the blindfold off of "It", watch the child with the card do the sign, then have "It" guess the name of the sign. (If desired, "It" can ask another child in the circle for help with their guess.)
8. The holder of the sign then becomes "It." Sing the song with all the signs, then repeat.

STORY REVIEW**P.1**

Directions: Read and discuss Bible Truth, using a FEW of the questions. Play game. Feel free to modify the game to fit your children.

General Story Questions

1. How was Moses like the other Egyptian princes? *He had had the best of education by the royal tutors and officers. He wore the Egyptian clothes.*
2. How was Moses NOT like the other Egyptian princes? *He knew that he was a Hebrew. He loved his people and worshiped the LORD, not the Egyptian idols.*
3. Why did Moses think he was an Egyptian prince? *So that the LORD might use him to rescue his people.*
4. What was hard about Moses' decision to rescue his people? *He knew he would have to give up the pleasures and treasures of being an Egyptian prince.*
5. Why did Moses give up all the riches of Egypt? *He believed that the joys and rewards of His unseen God were far greater than the riches of Egypt.*
6. Why did Moses kill the Egyptian taskmaster? *To rescue the Israelite being beaten.*
7. Why did the Israelites reject Moses at first? *They did not think that God had made him their rescuer.*
8. What happened to Moses after he killed the Egyptian? *He ran away to Midian for forty years.*
9. What did the LORD do while Moses was in Midian? *He appeared to Moses and told him to go back to Egypt. He would rescue the Israelites through him.*
10. How did the LORD free the Israelites from Egypt when Moses went back? *He sent mighty plagues upon the Egyptians.*
11. How long could it have taken to get to the Promised Land and how long did it take them to get there? *A couple of weeks' walk. Forty years.*
12. Why did it take so long to get to the Promised Land? *The Israelites grumbled against the LORD and did not trust He would take care of them. He punished them by having them wander and die in the wilderness. He would give the land to their children instead.*
13. How did Moses sin against God? How did God punish him? *In anger, he struck the rock that he was only supposed to speak to. He said that Aaron and Moses gave them the water, not the LORD. The LORD would not let him enter the Promised Land.*
14. How did Moses get to see the Promised Land? *The LORD had him climb up Mt. Nebo and see it from there. Why was Moses not so sad that he did not get to enter the Promised Land? He knew the LORD was taking him to the true, far better, eternal Promised Land—heaven—when he died.*

Bible Truth Connection Questions

1. What does this story have to do with our **Bible Truth: God's People Know Heaven Is Their Home**? *Moses spent most of his life headed for the earthly Promised Land, but he never got to enter it. But he was not too sad, because the LORD took him to heaven, the far better, eternal Promised Land.*

Bible Verse Connection Question

1. What does the story have to do with our **Bible Verse: Philippians 3:18-20**: "For many, of whom I have often told you and now tell you even with tears, walk as enemies of the cross of Christ. Their end is destruction, their god is their belly, and they glory in their shame, with minds set on earthly things. But our citizenship is in heaven, and from it we await a Savior, the Lord Jesus Christ."?
Many of the Israelites were earthly minded. They complained and grumbled instead of trusting the LORD. Filling their empty stomachs many times led them to do sinful things. The LORD punished these Israelites for their repeated disobedience and lack of faith. In the end, they died out in the wilderness instead of entering the Promised Land. But the children of these Israelites did get to enter into the Promised Land. And Moses, while he did not get to enter the Promised Land, the LORD took him home to heaven, to be with Him forever. This was best of all.

Life Application Questions

1. How should God's people today not be like the Israelites? *They should trust the LORD when they face difficult situations. They should remember His promises to them instead of grumbling, complaining and doubting.*
2. What greater land and what greater promises do God's people today have to think about? *They know about Jesus' promises to take them to be with Him in His heavenly home.*

ACTS Questions

1. What is something we can praise God for being that we learned in our story? *Praise God for being so patient and merciful to sinful people.*
2. What is something we can confess as sin that we learned in our story? *Confess that many times we, like the Israelites, grumble and complain to God rather than trusting Him. We deserve His punishment! We need a Savior!*
3. What is something we can thank God for that we learned in our story? *We can thank God for promising His people a land even better than the Promised Land of the Israelites. He promises them an eternity in heaven with Him!*
4. What is something we can ask God for that we learned in our story? *We can ask God to help us to turn away from our sins and trust Jesus as our Savior. We can ask Him to help us to not complain but to remember and trust Him to take care of us when we go through difficult things.*

The Gospel

1. Moses lived before Jesus' day, but he wrote about the coming Savior in the books of the Bible he wrote down. Moses looked forward in faith to that day. The day when the good news of salvation through Jesus would be revealed. What is that good news of salvation through Jesus? What is the gospel?

God is the good Creator and King of the world. He made people to worship Him and live by His good laws. But we are all sinners who've rebelled against Him. We all deserve death--God's just, eternal punishment for our sins. How terrible! But God has good news for us. In His great mercy, God sent His Son, Jesus to earth as a man to save sinners. He lived the perfect life that pleases God. (He's the only one who's ever done that!) He offered it up to God His Father as the perfect sacrifice for sins when He suffered and died on the cross. Then, on the third day, Jesus rose from the dead in victory. He had fully paid for the sins of God's people, so they wouldn't have to! Now all who turn away from their sins and trust in Jesus as their Savior will receive forgiveness of sins and eternal life with God. They will be His very own special people who will know Him and enjoy Him forever. We can be God's people, too, if we turn from our sins and trust in Jesus as our own Savior.

Game: Tell the Truth Basketball

Materials

- 3 baskets
- A ball
- Paper and marker
- Masking Tape
- 20+ statements that are true, false or not in the story

Preparing the Game

1. Use the Story Review Questions to come up with 20+ statements about the story that are true, false, or not in the story.
2. Write the words "true", "false", and "not in the story" on separate pieces of paper and tape each to a basket. Use the masking tape to make a throw line. Place the baskets in a line, a reasonable throwing distance from the throwing line

Playing the Game

Divide the children into two teams and have them line up at the throw line. Ask a child to come up to the throw line. Read him one of the statements and ask him to give his answer: true, false, not in the story by throwing the ball into the basket with the right answer card on it. If correct, then he scores 2 points for his team. If incorrect or accidentally goes into the wrong basket, the statement is read to the first person in line for the other team. If he tosses the ball into the right basket, then he scores one point for his team.

Play continues as statement cards last, or as time and attention span allow.

Non-competitive Option

Don't split into teams. Have the children take turns making baskets and answering the questions.

Optional TAKING IT TO OTHERS Activity: Quiz Questions

Have the children choose a few of the questions from the game to ask the parents/other children during TAKING IT TO OTHERS time. Help pre-readers by whispering the question in their ear and letting them ask it aloud to the parents/other children.

CASE REPLAY ACTIVITIES

Use this guide to review the Case Story and act it out for others to enjoy!

CASE REPLAY, JR: YOUNGEST CHILDREN

Description: The children will act out the story together, everyone doing the same action/sound effect at the same time. This activity is most suitable for kindergarteners.

Materials

The Case RePlay, Jr. script for younger children

Preparation

1. Read through the script and write in the blanks along the side possible actions/sound effects the children could do to act it out.

Instructions

1. Tell the children that they will be re-enacting the story together as you tell it.
2. As you read the script, lead the children in actions/sound effects to do with you.
3. If desired, you can read the script and stop at certain sentences and ask them what a good action/sound effect would be to act out what you just read.
4. Repeat the re-enactment one or two times more.

CASE REPLAY, SR: OLDER CHILDREN

Description: The children act out the story as a three-scene play. You will narrate it using the Case RePlay, Sr. script and they will act it out (no spoken words, for the most part), with each child assuming a different character's role. This activity is most suitable for first grade and up. You will review the story, then practice it a few times before performing it for others.

Materials

The Case RePlay, Sr. script
White board or other large format paper
Costumes and props

Preparation

1. Prepare for the play by choosing costumes and props for each character in the story. Decorate the area with any scenery props.
2. Write the words "Beginning," "Middle," "End" on a large piece of paper/whiteboard with plenty of space under each heading. You will use this paper to help the children think about the story as a three-scene play, as it is presented in the script.

Instructions

1. Tell the children that they will get to act out the story as a three-scene play, with a beginning, middle and end section. Tell them that before they can act it out, they need to think it out. as you narrate it with your script.
2. Take the children's answers as they recount the story, helping them put key incidents in the right order.
3. If desired, when they have filled in their Beginning, Middle, End, read through your whole (real) script, so they hear exactly what you will have them act out.
4. Then tell the children that it's time to practice acting out the story.
5. Assign parts to each child. If you are using costumes, do NOT give them out at this point. They will be a distraction.
6. Have all the children sit on the floor or in chairs on one side of the "stage," then call the characters up in place as their part in the story comes.
7. As you read the script, guide the children in where you want them to move or do to act it out.
8. After going through the whole script once, give out any costumes and props and act out the script once or twice more.

Optional TAKING IT TO OTHERS Activity: Re-enacting the Story

Read the script as the children act out together (younger) or assuming different roles (older) as the other children or the parents watch.

CASE REPLAY, JR--YOUNGER KIDS (KINDERGARTEN) P.2

“Welcome to our play! The name of our story is called: The Case of the Locked Out Leader.

Our story takes place in Egypt and in the wilderness outside the Promised Land. It takes place in Old Testament times, about 1500 years before Jesus was born.

And now we present: “The Case of the Locked Out Leader.”

Actions:

Scene 1:

At forty years old, Moses looks every bit an Egyptian prince. He has received the finest education that Egypt can offer. He enjoys life as an royal prince. But deep in his heart, Moses knows he’s a Hebrew. He loves his people and the LORD. He watches them suffer and die as slaves in Egypt , while he enjoys a rich life in Pharaoh’s palace. He remembers God’s promise to free them from slavery and take them to the Promised Land. He decides God must have made him prince of Egypt to rescue the Israelites.

Scene 2:

Moses sees an Egyptian taskmaster hurting an Israelite slave. He kills the taskmaster and buries him in the sand. He hopes they will see that he has come to rescue them. Moses hopes the people will see that he’s the rescuer God has sent to free them from slavery in Egypt. They reject him and Moses runs away across the desert to Midian. Forty years later, the LORD appears to him and tells him to go back to Egypt. Moses comes back and tells the Israelites that God has sent him to rescue them and take them to the Promised Land. This time they believe. After the LORD sends many plagues on the Egyptians, the Israelites are set free.

Scene 3

The Israelites were only a few weeks’ walk from the Promised Land, but it took them forty years to get there because of all their grumblings and doubts of the LORD. They look at what they see instead of remembering their unseen God. They grumble there’s no water. They grumble that the men are too fierce in the Promised Land for them to conquer. The LORD punishes them by having the adults wander and die in the desert for forty years. He will bring their children into the land, instead. Near the end of the forty years, Moses loses patience with them. He strikes the rock for water when God told him just to speak to it. The LORD punishes him by not allowing him to enter the Promised Land. The LORD has Moses climb Mt. Nebo so he can see the Promised Land before he dies. The LORD buries Moses. Moses is sad to not get to enter this earthly Promised Land, but know the LORD is taking him home to be with Him to heaven—the far better and eternal Promised Land.

The Bible Truth we are learning is: **God’s People Know Heaven Is Their Home.** Moses spent most of his life headed for the earthly Promised Land, but he never got to enter it. But he was not too sad, because the LORD took him to heaven, the far better, eternal Promised Land.

CASE REPLAY, SR--OLDER KIDS (1ST GRADE AND UP) P.3

"Welcome to our play! The name of our story is called: The Case of the Locked Out Leader.

Our story takes place in Egypt and in the wilderness outside the Promised Land. It takes place in Old Testament times, about 1500 years before Jesus was born.

The characters in our story are: Moses' teachers, Israelite slaves, Egyptian taskmaster, the LORD, Aaron, the fierce people in the Promised Land.

And now we present: "The Case of the Locked Out Leader."

Scene 1: (Beginning)

At forty years old, Moses looks every bit an Egyptian prince. He has received the finest education that Egypt can offer. He enjoys life as an royal prince. But deep in his heart, Moses knows he's a Hebrew. He loves his people and the LORD. He watches them suffer and die as slaves in Egypt, while he enjoys a rich life in Pharaoh's palace. He remembers God's promise to free them from slavery and take them to the Promised Land. He decides God must have made him prince of Egypt to rescue the Israelites.

Scene 2: (Middle)

Moses sees an Egyptian taskmaster hurting an Israelite slave. He kills the taskmaster and buries him in the sand. He hopes they will see that he has come to rescue them. Moses hopes the people will see that he's the rescuer God has sent to free them from slavery in Egypt. They reject him and Moses runs away across the desert to Midian. Forty years later, the LORD appears to him and tells him to go back to Egypt. Moses comes back and tells the Israelites that God has sent him to rescue them and take them to the Promised Land. This time they believe. After the LORD sends many plagues on the Egyptians, the Israelites are set free.

Scene 3: (End)

The Israelites were only a few weeks' walk from the Promised Land, but it took them forty years to get there because of all their grumblings and doubts of the LORD. They look at what they see instead of remembering their unseen God. They grumble there's no water. They grumble that the men are too fierce in the Promised Land for them to conquer. The LORD punishes them by having the adults wander and die in the desert for forty years. He will bring their children into the land, instead. Near the end of the forty years, Moses loses patience with them. He strikes the rock for water when God told him just to speak to it. The LORD punishes him by not allowing him to enter the Promised Land. The LORD has Moses climb Mt. Nebo so he can see the Promised Land before he dies. The LORD buries Moses. Moses is sad to not get to enter this earthly Promised Land, but know the LORD is taking him home to be with Him to heaven—the far better and eternal Promised Land.

The Bible Truth we are learning is: **God's People Know Heaven Is Their Home.** Moses spent most of his life headed for the earthly Promised Land, but he never got to enter it. But he was not too sad, because the LORD took him to heaven, the far better, eternal Promised Land.

The Promised Land from Mount Nebo

Description

The children will decorate a picture using either markers or craft sand of a view down into Canaan.

Materials

Craft Sand, especially blues, greens and browns (or markers/colored pencils, if not using craft sand)

Craft Glue and brushes

Card stock

Cookie sheets with sides

Preparing the Craft

1. Print out 1 copy of the picture onto card stock.
2. Place the craft sand in bowls and place the bowls on a cookie sheet.
3. Set other supplies.

Making the Craft (See diagram on next page for assembly tips)

1. Show children your sample.
2. Have the children brush/wipe glue onto a section of the picture, then sprinkle a particular color of sand onto that section. Tilt the picture downward and let the excess sand fall off onto the cookie sheet.
3. Continue until pictures are covered with sand.
4. You may want to put excess sand back in the bowl when it begins to build up in the cookie sheet.

OR,

1. Simply color in the pictures with markers/colored pencils. Children can draw in extra details, as desired.

Making a Bible Truth Connection

Once the children have settled into their craft, use the Bible Truth- Craft Connection Sheet to lead discussion about the craft. Note that most of these questions echo the questions on the case board, providing a review of what the children learned earlier.

Optional TAKING IT TO OTHERS Activity: Craft Presentation

If you are presenting the craft to other children or parents the children can hold up their crafts (or your model craft) and read their Bible Truth Connection answers to explain the importance of the craft.

CASE CRAFT**Discussion Guide****Instructions:**

As the children are settled into making their craft, ask them these questions to help them understand the craft's significance. Use the answers provided to guide the children's answers.

Discussion Questions

1. Where did the LORD take Moses right before he died?

To the top of Mount Nebo.

2. What did the LORD show Moses from Mount Nebo? *The Promised Land.*

3. Where was the LORD taking Moses that was even better than the Promised Land?

Heaven!

4. What is Bible Truth that we are learning?

God's People Know Heaven Is Their Home.

5. What does our craft have to do with our Bible Truth?

Moses did not get to enter the Promised Land, but he did get to see it; and best of all, the Lord took him home to heaven—a far better place than the Promised Land!

6. What can our craft help us remember?

No matter how wonderful the things of this world are, God's people will find that their home in heaven will be far better than anything they know or have here on earth.

TAKING IT TO OTHERS**Craft Presentation****Instructions:**

Have children hold up your model craft/their crafts. Choose five children (or you say) the five sections below to explain the craft's importance.

Presentation:

1. Our craft is: The Promised Land from Mount Nebo.

2. High up on Mount Nebo, Moses stood and looked out upon the Promised Land because the LORD was letting him see the Promised Land before taking him home to heaven.

3. Our Bible Truth is: God's People Know Heaven Is Their Home.

4. Moses did not get to enter the Promised Land, but he did get to see it; and best of all, the Lord took him home to heaven—a far better place than the Promised Land!

5. Our craft can help us remember that no matter how wonderful the things of this world are, God's people will find that their home in heaven will be far better than anything they know or have here on earth.

Note: Even non-readers can participate in presenting the craft, if you will whisper what they are to say in their ear and let them say it aloud for the others to hear.



BEFORE CLASS:**1. PICK YOUR PERSON**

VIPPs can be anyone in your church! Typically, they fall into 6 categories: Church staff, Elders, Deacons/deaconesses, Special Volunteers (people who aren't paid, but spend a lot of time helping out in particular ways), Supported Workers (aka missionaries), and Church Members.

2. GATHER YOUR FACTS

Use the VIPP Information Sheet to write down the facts about your VIPP. The information on this worksheet is used in the VIPP activities, listed in the "Choose an Activity" section below.

DURING THE ACTIVITY:**1. INTRODUCE YOUR VIPP**

Introduce your VIPP to the children, using the VIPP Information Sheet. Fill in a set of VIPP Clue Cards with the information for your VIPP. If desired, you can even have the actual person come into class for the children to meet.

Need help describing what someone does for the church in a kid-friendly way? Check out the list of common VIPPs on the Praise Factory website in the PFI resources. There are lots of kid-friendly descriptions for common VIPP's, such as pastors, elders, deacons and a lot more.

2. PRAY!

Lead the children in praying for the VIPP. Ask the children if they would like to pray for one of the VIPPs prayer requests. Even non-readers can pray for the VIPP if you whisper the prayer request in their ear, then let them say it aloud. Never force a child to pray!

3. CHOOSE AN ACTIVITY

There are two activities you can use to help the children learn about the VIPP:

VIPP Clue Cards: These are nine coloring sheets in which children fill in the nine things they learn about the VIPP from the VIPP Information Sheet. Photocopy a set of each child. Use as few or as many of these Clue Cards as you desire. They are found in the back of this book.

VIPP Game: This is a game that uses a set of Clue Cards for one or two VIPPs.

Choose a VIPP and fill in his/her information on the VIPP Information Sheet. Fill in a set of VIPP Clue Cards with the information for your VIPP. Tell the children about the VIPP, having them fill in the VIPP Clue Cards with the key facts as they learn them. Write any words the children need to write on a white-board or other piece of paper so they can see how to spell them. Help younger children write these words on their clue cards. Ideas for how to tell the children about many common VIPPs are listed at praisefactory.org with the resources for this Bible Truth.

Optional TAKING IT TO OTHERS Activity: Introduce and Pray for the VIPP

If you are presenting the VIPP to other children or parents you can assign children to hold up the 10 clue cards and say what each card tells about the VIPP. (Or, you can have the children hold them up as you tell what each one means.) Then lead the children in praying for the VIPP.

Game: Crabbin' Around

Materials

Information Sheet for two VIPPs

2 Sets of Clue Cards

Tape

A Bag

Preparing the Game

1. Fill in one set of clue sheets for the VIPP you are using.
2. Put all the Clue Cards in a bag, except for the ones with the names and pictures of the VIPPs.
3. Tape the picture and name of each VIPP to the wall, about 3 feet from the ground.

Playing the Game

Reveal: Tell the children about the VIPPs, showing them your filled-in clue cards as you tell about them.

Review: Put the Clue Cards for both VIPPS put in one bag. Mix up. Have children sit down, with their legs in front of them and their hands propped behind them. Show them how to get in crab position and try moving around. (Moving on hands and feet, with front side facing up). Tell them that you will pull out a clue, tell them what it is and they are to crab-crawl their way to the picture of the person who it belongs to. Give them the answer after everyone has run to their guessed person. Continue until all clues have been used up.

VIPP INFORMATION SHEET

VIPP NAME:

WHAT VIPP LOOKS LIKE

Man or Woman? _____

Hair color? _____

Eye color? _____

FAVORITE ANIMAL

FAVORITE FOOD

FAVORITE FREE TIME ACTIVITY

WHAT VIPP DOES DURING WEEK

VIPP GROUP OF SERVICE:

Church Member

Deacon

Elder


Church Staff

Special Volunteer

Supported Worker
(Missionary)

3 WAYS VIPP SERVES CHURCH

**3 WAYS TO PRAY FOR
THE VIPP**



Unit 12
Bible Truth 14 Resources

BIBLE TRUTH 14 OVERVIEW

Unit 12: God's People Live for Him

Big Question and Answer: "How Should God's People Live Each Day? They Should Live Like Jesus!"

Bible Verse: "Therefore be imitators of God, as beloved children. And walk in love, as Christ loved us and gave himself up for us, a fragrant offering and sacrifice to God." Ephesians 5:1-2

Bible Truth 14 Concept: God's People Delight in God's Glory

God's people know there is no one as great as God is. They know how great His love has been for them by giving up His own Son, Jesus, to pay for their sins. They know how perfectly wise His plans are for them and all of creation. They know how mighty is His power to do His will and to care for them. They know how satisfying is His Spirit's fellowship in their hearts. More than anything else, God's people desire for these wonderful ways of God to be known and celebrated by everyone. So they talk about Him and His wonderful ways with other believers. They tell people who aren't believers about Him so that they might join in knowing and celebrating Him, too. They want to live in ways that show how great God is, knowing this is how they can glorify Him with their lives. They do all these things because they delight in God's glory.

Bible Truth 14 Bible Verse

Meditation Version: Psalm 66:1-3,5,8,16 ESV

"Shout for joy to God, all the earth; sing the glory of his name; give to him glorious praise! Say to God, "How awesome are your deeds!...Come and see what God has done: he is awesome in his deeds toward the children of man.... Bless our God, O peoples; let the sound of his praise be heard... Come and hear, all you who fear God, and I will tell what he has done for my soul."

Alternate Memory Version: Psalm 66:1-2,5 ESV

"Shout for joy to God, all the earth; sing the glory of his name; give to him glorious praise!... Come and see what God has done: he is awesome in his deeds toward the children of man."

Bible Truth 14 ACTS Prayer

A God, we praise You for being worthy of all glory for Your infinite love, wisdom, power and goodness.

C We confess that many times we don't delight in Your glory, but think of making a big deal of ourselves or others. We need Jesus to save us!

T Thank You, God, for letting us get to know how delightful You are. Thank You for letting us show others how great You are. Thank You for ways we have seen Your love, wisdom, power and goodness in our lives.

S God, work in our hearts that we might turn away from our sins and trust in Jesus as our Savior. Help us to bring greater glory to Your name by talking about Your great ways, living our lives to reflect Your goodness and love; and, by telling others about You, that they would know and praise You, too.

Bible Truth 14 Stories

Lesson 1: The Case of the Rejected Riches (Old Testament)

Genesis 12-14

Lesson 2: The Case of the Bent-Bodied Boy (Story of the Saints)

Lesson 3: The Case of the Slandered Servant (New Testament)

Acts 6-7

1. GETTING STARTED: Welcome and Opening Songs (*introduce unit and get kids moving with these songs*)

Welcome	<p>“Welcome to Praise Factory. We’re so glad you’ve joined us! Here at the PFI we are investigators. (That’s what the “I” stands for!) Investigators look for answers to questions. In PFI, we look for answers to big questions about God. We dig deep down in the truths of God’s Word to find them.”</p>
Praise Factory Theme Song	<p>“Let’s sing our Praise Factory Investigator’s theme song.”</p> <p>PFI: Praise Factory Investigators <i>PFI ESV Songs 12, Track 1</i></p> <p>We’re PFI: Praise Factory Investigators, Diggin’ deep down for truths in God’s Word, That’s PFI: Praise Factory Investigators, Diggin’ deep down for truths in God’s Word, We’re looking for answers to very big questions, Big questions about God, If you’re looking for answers to very big questions ‘bout God, come along, Join PFI: Praise Factory Investigators, Diggin’ deep down for truths in God’s Word, That’s PFI: Praise Factory Investigators, Diggin’ deep down for truths in God’s Word. Deep down, diggin’ down, Let’s go diggin’ down, Deep down, diggin’ down, ‘Til answers to all our Big Questions we’ve found. We’re PFI: Praise Factory Investigators, Diggin’ deep down for truths in God’s Word, That’s PFI: Praise Factory Investigators, Diggin’ deep down for truths in God’s Word.</p>
Classroom Rules Song	<p>An important part of Praise Factory is helping us worship God and love one another. Our WoGoLOA song reminds us how we should act. Let’s sing it.”</p> <p>WoGoLOA Rules Song <i>PFI ESV Songs 12, Track 2</i></p> <p>Refrain: WoGoLOA means “Worship God and love one another,” WoGoLOA means “Worship God and love one another.”</p> <p>WoGo means “Worship God.” Sound off, 1,2,3, Joyfully take part, Listen to others, Obey your teachers. (<i>Refrain</i>)</p> <p>LOA means “Love One Another.” Sound off, 1,2,3, Be kind, Be encouraging, Help others, help others. (<i>Refrain twice</i>)</p>

1. GETTING STARTED, continued

Opening Prayer	"Let's ask God to help us obey these rules, and to help us worship Him and love one another as we learn more about Him today. Let's pray." <i>Pray.</i>
Big Question Under Investigation: Big Question 12 and Songs	<p>"Now it's time to turn today's Big Question Under Investigation.</p> <p>It's: How Should God's People Live?</p> <p>We become God's people when we turn away from our sins and trust in Jesus as our Savior. That is the end of the punishment for our sins that we deserved from God, but it's the beginning of a whole new way to live. God's people want to honor God with their whole lives like Jesus did. They seek to love God most of all and love all people, too.</p> <p>So the answer to our Big Question, 'How Should God's People Live? is: They Should Live Like Jesus!</p> <p>"Let's sing our Big Question Song(s): <i>choose one or both</i></p> <p>Big Q & A 12 Song <i>PFI ESV Songs 12, Track 3</i> <i>(adapted version of "Twinkle, Twinkle, Little Star")</i> How should God's people live each day? They should live like Jesus! How should God's people live each day? How should God's people live each day? How should God's people live each day? They should live like Jesus!</p> <p>How Should God's People Live? <i>PFI ESV Songs 12, Track 4</i></p> <p><i>Refrain:</i> How should God's people live? How should God's people live? How should God's people live? They should live like Jesus!</p> <p>Verse 1: Jesus loved God most of all, He loved all people, too, In all that He did and said and thought, He loved them thru and thru. <i>(Refrain)</i></p> <p>Verse 2: God's people should love God most of all, They should love others, too, And God the Holy Spirit, Will help them in all they do. <i>(Refrain)</i></p>

1. GETTING STARTED, continued**Unit 12
Bible Verse**

*You might also enjoy
listening to:
Let Everyone Who
Names the Name
2 Timothy 2:19,22, ESV
PFI ESV Songs 12, Track 6*

"How do I know this is true? The Bible tells me so!

Ephesians 5:1-2 tells us: "Therefore be imitators of God, as beloved children. And walk in love, as Christ loved us and gave himself up for us, a fragrant offering and sacrifice to God."

**Big Question 12 Bible Verse Song
Walk in Love: Ephesians 5:1-2**

PFI ESV Songs 12, Track 5

Therefore be imitators of God, as beloved children,
And walk in love, as Christ love us,
Therefore be imitators of God, as beloved children,
And walk in love, as Christ love us,
Walk, walk, walk in love, walk in love as Christ loved us,
Walk, walk, walk in love, walk in love as Christ loved us.
Ephesians Five, one and two.

God's people have been loved by God through Jesus Christ in the deepest way imaginable. What more could He have done than to offer up His life as the full payment for their sins so they could be God's people. The Bible tells us that He did this even while we were still His enemies. He loved us before we loved Him! But Jesus did this not just because of His love for God's people, but even more so, for His love for God, His Father. He always delighted to do whatever His Father wanted Him to do. God calls His people to live like Jesus, loving others and loving Him, in everything they do. God promises to help them to live this way.

2. DIGGING DEEP DOWN: Key Concept and Story (*introduce the Bible Truth and tell the related story*)**Bible Truth 14**

"It's time for us to dig down deeper for answers to our Big Question. We're learning **FOURTEEN** Bible Truths that all tell us something about how God shows Himself to us. Can you remember any we've learned so far?

(The Holy Spirit Helps God's People, God's People Love Him with All of Themselves, God's People Love Others, God's People Trust Him, God's People Are Good Stewards of His Gifts, God's People Obey Him, God's People Do Works He Has Prepared for Them, God's People Read His Word, the Bible, God's People Think about Him, God's People Say "No" to Temptation, God's People Tell Others about Him, God's People Suffer According to God's Good Plan, and God's People Know Heaven Is Their Home.)

The Bible Truth we are going to be thinking about today is:

God's People Delight in God's Glory.

God's people know there is no one as great as God is. They know how great His love has been for them by giving up His own Son, Jesus, to pay for their sins. They know how perfectly wise His plans are for them and all of creation. They know how mighty is His power to do His will and to care for them. They know how satisfying is His Spirit's fellowship in their hearts. More than anything else, God's people desire for these wonderful ways of God to be known and celebrated by everyone. So they talk about Him and His wonderful ways with other believers. They tell people who aren't believers about Him so that they might join in knowing and celebrating Him, too. They want to live in ways that show how great God is, knowing this is how they can glorify Him with their lives. They do all these things because they delight in God's glory.

2. DIGGING DEEP DOWN, continued**Bible Truth 14
Hymn**

"Long ago, a woman named Fanny Crosby was thinking about this Bible truth, too. She wrote the words to a hymn called "To God Be the Glory." We're going to learn a few verses from it."

To God Be the Glory

PFI ESV Songs 12, Tracks 52,53

Verse 1

To God be the glory, great things He hath done;
So loved He the world that He gave us His Son,
Who yielded His life an atonement for sin,
And opened the lifegate that all may go in.

Verse 3

Great things He hath taught us,
great things He hath done;
And great our rejoicing thro' Jesus the Son,
But purer, and higher, and greater will be
Our wonder, our vict'ry, when Jesus we see.

Refrain:

Praise the Lord, praise the Lord,
Let the earth hear His voice!
Praise the Lord, praise the Lord,
Let the people rejoice!
O come to the Father, thro' Jesus the Son,
And give Him the glory,
Great things He hath done.

"We give glory to God for giving us His Son to be the payment for sins. Sinners could never pay for their sins. Only by Jesus giving up His life in the place of sinners could there ever be a way for them to come to the Father."

**Bible Truth 14
Bible Verse
and Song**

"The Bible verse we are going to be digging down into for this Bible Truth is:

Psalm 66:1-3,5,8,16

"Shout with joy to God, all the earth! Sing the glory of His name; make his praise glorious! Say to God, 'How awesome are Your deeds!' Come and see what God has done, how awesome His works in man's behalf! Praise our God, O peoples, let the sound of His praise be heard...Come and listen, all you who fear God; let me tell you what He has done for me."

God's people delight in God's glory. He has been so good to them! He has given His Son to save them from their sins. He has taken care of every other need they have ever had. He has filled them with His Holy Spirit and they have fellowship with Him in their heart. They have never lacked any good thing and they never will their whole life. They want to praise the LORD all the time. They want others to join them in magnifying His name (praising Him) and in knowing Him, themselves. To be one of God's people is the best blessing anyone can ever have.

We've said our Bible verse, now let's sing it!"

Shout with Joy to God

PFI ESV Songs 12, Track 54

Shout! Shout! Shout with joy!
Shout with joy to God, all the earth!
Sing! Sing! Sing the glory!
Sing the glory of His name!
Say! Say! Say to God!
Say to God, "How awesome are your deeds."
Come, Come, Come and see,
Come and see what God has done!
I will tell you what He has done for me!
Psalm Sixty-six, one through three, five, nine, sixteen.

*You might also
enjoy listening to:
I Will Bless the LORD:
Psalm 34:1,3,8,10,
ESV
PFI ESV Songs 12,
Track 55*

2. DIGGING DEEP DOWN, continued**LESSON 1 STORY****Old Testament Story:****The Case of the Rejected Riches**
Genesis 12-14

Now it's time for today's story called: **The Case of Rejected Riches.**

As you listen to the story, see if you can figure out:

- 1. What were the rejected riches?**
- 2. Who rejected the riches and what did he instead of them?**

(If desired, write these questions on a sheet of paper to refer to when the story is finished.)

Read story.

After reading story, ask for the children's answers to the questions.

1. What were the rejected riches?

The riches of the five kingdoms that Abraham and his men defeated.

2. Who rejected the riches and what did he instead of them? Abraham rejected them so that he might be a display of God's glory, showing that God, alone, is the one who is his God, his provider and his deliverer.

Close in prayer. (prayer suggestions included at end of story)

LESSON 2 STORY**Story of the Saints:****The Case of the Bent-Bodied Boy**

Now it's time for today's story called: **The Case of the Bent-Bodied Boy.**

As you listen to the story, see if you can figure out:

- 1. Who was the Bent-bodied Boy? How did people treat him?**
- 2. How did he use his bent-body to bring glory to God?**

(If desired, write these questions on a sheet of paper to refer to when the story is finished.)

Read story.

After reading story, ask for the children's answers to the questions.

1. Who was the Bent-bodied Boy? How did people treat him?

Bill Cutts. Most people made fun of him and refused to let him do things others were allowed to do.

2. How did God use this bent-body to bring glory to Himself?

The Moni people were amazed that someone with such difficulty walking would love them enough to travel through mountains and jungles just to tell them about Jesus. Bill's love and sacrifice for them helped them to understand and believe God's love and sacrifice for sinful people like themselves.

Close in prayer. (prayer suggestions included at end of story)

2. DIGGING DEEP DOWN, continued

LESSON 3	
<p>New Testament Story:</p> <p>The Case of the Slandered Servant Acts 6-7</p>	<p>"Now it's time for today's story called: The Case of the Slandered Servant.</p> <p>As you listen to the story, see if you can figure out:</p> <ol style="list-style-type: none"> 1. Who was the Slandered Servant and why were they spreading lies about him? 2. How did glorify God even though he was slandered? <p><i>(If desired, write these questions on a sheet of paper to refer to when the story is finished.)</i></p> <p><i>Read story.</i></p> <p><i>After reading story, ask for the children's answers to the questions.</i></p> <p>1. Who was the Slandered Servant and why were lies being spread about him? Stephen. Angry Jews were trying to get rid of Stephen for preaching that Jesus was God's Son, the Messiah, come to save God's people.</p> <p>2. How did glorify God even though he was slandered? He proved from the Bible that Jesus was the Savior. He didn't stop preaching, even when he faced death. He trusted God with his life and even forgave his enemies as they were killing him.</p> <p><i>Close in prayer. (prayer suggestions included at end of story)</i></p>

3. TAKING ACTION: Response Activities *(choose from among these activities)*

<p>Response Activities</p>	<ul style="list-style-type: none"> • ACTS Prayer Activity: Add your own prayer requests to the ACTS prayer • Sneaky Snack: Story-related snack • Bible Truth Review Activity: Game with questions related to the Bible Truth • Bible Truth Hymn: Music activities to learn a portion of a Bible Truth-related hymn • Bible Verse Review Activity: Game with questions related to Bible Truth Bible verse • Bible Verse Song: Music activities to learn the Bible Verse song • Story Review Activity: Game with questions related to the Bible Truth and Case • Case RePlay, Jr. and Sr.: Two drama activities that review the story: one for younger children, one for older children. • Craft: Story-related craft • VIPP (Very Important Prayer Person): Game and a coloring activity to help children learn about people in your church and how to pray for them. <i>(VIP resources: found online or at back of this book)</i>
-----------------------------------	---

4. TAKING IT TO OTHERS *Optional presentations for the last few minutes of class*

<p>Presenting to Other Children</p>	<p><i>If you split the children into different response activities, you can gather the children together again and have each small group make presentations to show the other children what they learned. Presentation ideas are included in the resources for each activity.</i></p>
<p>Presenting to Parents</p>	<p><i>If you keep your children together for response activities, you can have them make a presentation of something they have learned to their parents when they come to pick them up from class. Presentation ideas are included in the resources for each activity.</i></p>

5. TAKING IT HOME *(Take Home Sheet)*

<p>PFI Pronto</p>	<p><i>Give out the PFI Pronto for the case story as well as any other materials as the children are dismissed.</i></p>
--------------------------	--

BIBLE TRUTH 14, LESSON 1: PLANNER/OVERVIEW

GETTING STARTED: Welcome and Opening Songs (*introduce unit and get kids moving with these songs*)

Welcome to Praise Factory: PFI: Praise Factory Investigators Theme Song *PFI ESV Songs 12, Track 1*

Rules to Help Us Worship God and Love One Another: WoGoLOA Classroom Rules Song
PFI ESV Songs 12, Track 2

Big Question Under Investigation: Big Question 12 Songs *PFI ESV Songs 12, Tracks 3,4*

Big Question Bible Verse: Ephesians 5:1-2 Song: *PFI ESV Songs 12, Track 5*

Extra Bible Verse Song: Let Everyone Who Names the Name: 2 Timothy 2:19,22, ESV PFI ESV Songs 12, Track 6

DIGGING DEEP DOWN: Key Concept and Story (*introduce the Bible Truth and tell the related story*)

Bible Truth 14: God's People Delight in God's Glory

Bible Truth Hymn: To God Be the Glory, vs.1,3 *PFI ESV Songs 12, Tracks 52,53*

Bible Verse: Psalm 66:1-3,5,8,16

Bible Verse Song: Shout with Joy to God *PFI ESV Songs 12, Track 54*

Extra Bible Verse: I Will Bless the LORD, Psalm 34:1,3,8,10, ESV PFI ESV Songs 12, Track 55

Lesson 1 Old Testament Story: The Case of the Rejected Riches *Genesis 12-14*

TAKING ACTION: Response Activities (*choose from among these activities*)

Snack and Discussion Planner: The Quandary of the Critters and Quarrelsome

ACTS Prayer: Prayer Sheet

Bible Truth Review: Discussion Questions and Game: Beanbag Scramble

Bible Truth Hymn: To God Be the Glory, vs.1,3 *PFI ESV Songs 12, Tracks 52,53*

Song, Sign Language and Song Game: Sign It, Say It, What Does It Mean? **PFI ESV SONGS 12 BOOK or ONLINE**

Bible Verse Review: Psalm 66:1-3,5,8,16 Discussion Sheet and Game: Cross the Raging River

Bible Verse Song: Shout with Joy to God *PFI ESV Songs 12, Track 54*

Song, Sign Language and Song Game: Pass the Secret Sign **PFI ESV SONGS 12 BOOK or ONLINE**

Case Replay, Jr: Drama Activity for Youngest Children (children do same story actions together)

Case Replay, Sr: Drama Activity for Most Children (children re-tell story with individual parts)

Craft: Melchizedek, King of Salem and Priest of God Most High

VIPP (Very Important Prayer Person) Prayer Time: Coloring Sheets (back of book) and Game: Hit the Wall

TAKING IT HOME: Take Home Sheet for Review and Family Devotions

PFI Pronto: Bible Truth 14, Lesson 1 **PFI ESV PRONTOS 12 BOOK or ONLINE**

The Case of the Rejected Riches Genesis 12-14

by Connie Dever

Our story is called:**The Case of the Rejected Riches.****As you listen to the story, see if you can figure out:**

1. What were the rejected riches?
2. Who rejected the riches and what did he instead of them?

This story takes place in Old Testament times, about 2000 years before Jesus came to earth to be our Savior.

“Leave your country, your people and your father’s household and go to the land I will show you. “The LORD told Abraham. “I will make your little family into a great nation. I will make you famous and will bless you. And through you, I will bless all peoples on earth.” He promised.

Abraham believed the LORD and obeyed. The LORD guided Abraham, his household and his nephew Lot to the land of Canaan. “This is the land I promised you and your children after you,” the LORD told Abraham.

Abraham pitched his tent and built a simple, stone altar to The LORD nearby. The Canaanites worshipped many idols. This altar stood as a witness to them that this land would be the LORD’s and He alone should be worshipped. Abraham made a sacrifice to the LORD on the altar and praised His name. He vowed to bring glory to the LORD alone.

The LORD blessed Abraham and Lot greatly. Silver and gold; sheep, goats, camels, and donkeys; hundreds of hired servants soon were theirs. Their little village of tents became like a small city.

But difficulties came with all these blessings, too. There were too many animals and people for the land! Frequent arguments broke out between lots and Abraham’s hired men. Something had to be done!

“Let’s end this quarreling between my people and your people. Let’s split up.” Abraham suggested. As head of the family, Abraham had the right to choose where to settle first. He could have taken the best land for himself and given Lot whatever was left over. But Abraham trusted in the LORD and wanted to glorify him with his life. He was more interested in being a peacemaker than getting what he deserved. “Lot, you choose first. I’ll take the land that you don’t take,”

Abraham offered.

Lot looked out upon the land before him. Around him were the land of rolling, brown hills of Canaan, but in the distance he could see the rich, green land of Sodom, near the Jordan River. It was true, the people of Sodom were known for being particularly wicked, but the land looks so good! It would be easy to live there and grow rich!

“I’ll take that whole plain over there, Uncle. You can have the hills of Canaan,” Lot told Abraham. Abraham agreed, and the two men, their flocks and households parted ways.

Had Abraham been wise to let Lot choose first? Had he been wise to choose to be a peacemaker and reflect God’s good ways rather than taking the best land for himself? Yes, he had. God’s blessing to him was as rich and full as ever. After Lot had left, the LORD said to Abraham, “Look around you. All the land you see will be yours and your children’s one day. That is my promise.”

Abraham moved south and went to live near the great trees of Mamre in Hebron. There, he built another altar to the LORD. Abraham would keep worshipping Him, not idols as the Canaanites did. He would keep seeking to glorify the LORD alone.

The LORD kept on blessing Abraham with both riches and power, but Lot was running into trouble. Soon, mighty King Kedorlaomer of Elam, along with four other kings from the lands near Ur (Abraham’s old homeland) invaded Canaan, conquering everything in their way. They headed straight for the rich Jordan River Valley land just like Lot had. There was a huge showdown of armies right there in the Valley of Salim,

Story-telling Tips

Ahead of time:

1. Read the Bible verses and story. Pray!
2. Create story cue cards on index cards (or highlight text).
3. Practice telling story dramatically, timing your presentation. Shorten, if necessary to fit your allotted time.
4. Decorate area with story props that help bring your story alive.

During your presentation:

1. Maintain as much eye contact as possible as you tell the story. Point to/use props at important points in the story. Include the kids in your story with a few questions about what they think will happen or words/concepts that might be new to them.
2. Watch the kids for signs that their attention span has been reached. Shorten, if necessary.

next to the great Salt Sea. It was the kings of Sodom, Gomorrah and three other allies versus King Kedorlaomer and his allies. The winner would take all of the land, people and possessions of the loser!

King Kedorlaomer's soldiers quickly smashed the Jordan Valley kings. Kedorlaomer won everything—including Lot, his family and riches! One man escaped the enemy and ran to Hebron to tell Abraham: "Your nephew Lot and everything he owns has been taken by King Kedorlaomer in the great war! He needs your help!"

Some men might have chosen not to help. Hadn't Lot acted selfishly in his choice of land? Wouldn't Abraham be risking everything if he went to Lot's aid against Kedorlaomer? But Abraham trusted in the LORD and wanted to glorify Him with his whole life. The LORD was merciful and he would be, too. Abraham would trust the LORD to help him rescue Lot.

So Abraham gathered his 318 trained men and headed to Damascus after King Kedorlaomer. He and his men camped at the town of Dan, only a few miles away. He called his men together and revealed his plan. "We're going to sneak up on Kedorlaomer's men tonight. Have to you will come with me and attack on one side, the other half will attack from the other side."

The plan worked! Completely surprised and unprepared, Kedorlaomer's soldiers couldn't escape. After twenty miles of chase, the king surrendered to Abraham. He gave him all the things he had taken together with Lot, his household and all the other peoples.

After Abraham returned from defeating King Kedorlaomer, Bera, king of Sodom came out to meet him in the Valley of Shaveh along with Melchizedek, king of Salem and priest of the LORD, God Most High. Melchizedek laid out a celebration banquet before them. As they enjoyed their food, Melchizedek rose to his feet and said, "Blessed be Abraham by God Most High, Creator of heaven and earth. And blessed be God Most High, who gave you victory." Like Abraham, Melchizedek worshipped the LORD and sought to glorify Him with his whole life.

When Melchizedek finished, King Bera stood up and said: "Abraham, in honor of your great victory, I want to

reward you. I want to give you all the treasures of the five kingdoms you captured. You will be fabulously rich! All I require is you give me the peoples. The treasure is all yours!" Melchizedek told Abraham.

How different what each of these two kings offered Abraham! One offered glory to God. The other offered incredible wealth. Riches might have been tempting, but Abraham turned them down. He agreed with Melchizedek. All the good things he enjoyed were blessings from the LORD. He was the one who had given him this victory. He would glorify Him.

Abraham turned to Melchizedek and said, "I want to give up to a tenth of everything I earned to you, to honor of The LORD, God Most High." Then he turned to Bera, king of Sodom and said, "I have promised the LORD that I will accept nothing belonging to you, not even a measly thread of cloth or a piece of a sandal, so that you will never be able to say, 'I made Abraham rich.' I will accept nothing but what my men have eaten and the share that belongs to the Aner, Eshcol and Mamre, the men who went to battle with me. I want to make it clear that it is the LORD, not you, who has made me rich."

Bera met have been shocked at Abraham's answer, but he understood what he meant. As delightful as the riches the five kingdoms might have been, they would never be as delightful to Abraham as glorifying the LORD, God Most High.

Cracking the Case:

It's time to answer our Case Questions.

1. What were the rejected riches?

The riches of the five kingdoms that Abraham and his men defeated.

2. Who rejected the riches and what did he instead of them? Abraham rejected them so that he might be a display of God's glory, showing that God, alone, is the one who is his God, his provider and his deliverer."

Something For You and Me**Our Bible Truth is:****God's People Delight in God's Glory****Our Bible Verse is: Psalm 66: 1-3,5,9,16**

"Shout for joy to God, all the earth; sing the glory of his name; give to him glorious praise! Say to God, "How awesome are your deeds!...Come and see what God has done: he is awesome in his deeds toward the children of man... Bless our God, O peoples; let the sound of his praise be heard... Come and hear, all you who fear God, and I will tell what he has done for my soul."

Abraham turned down the chance to own the riches of five kingdoms to glorify the name of his God. Can you imagine doing that? God gave Abraham a great faith to know that worshiping and living for Him was far better than any treasure the world had to offer. He gave him a great delight in His glory.

What about you and me? Perhaps we'll never have to turn down such great wealth to glorify God as Abraham did, but each day God gives us our own set of choices to make. Will we make our greatest delight to glorify God each day by loving others and obeying His Word, even when it is very hard? He will help us to do this, if we ask Him.

And what is the first step God calls all of us to make in choosing to glorifying Him and obeying Him? It is turning away from our sins and trusting in Jesus as our Savior. When we do this, God will forgive our sins and make us His special people. He will fill us with His Holy Spirit and help us to delight in Him and glorifying Him more and more.

Let's praise God for being the glorious God who He is. Let's ask Him to help us to turn away from our sins and trust in Jesus as our Savior. Let's ask Him to help us to delight in His glory most of all. Let's ask Him to think each day how we can bring Him the greatest glory in our lives.

Close in prayer.

Closing ACTS Prayer

A God, we praise You for being the glorious God. We praise You for being the Keeper of Your promises to Your people, like You did to Abraham. You are always faithful!

C God, we confess that like Lot, we often choose what is best of ourselves, but what might not be most honoring to You. We are sinners! We need Jesus to save us!

T God, we thank You that for all the good gifts and great promises You have made to Your people, especially the promise to save us through Jesus. Thank You that we can always count on You to give us what we need.

S God, work in our hearts. Help us to confess our sins, turn away from them and trust Jesus as our own Savior. Help us to want to delight in Your glory most of all. Use us to bring glory to Your name through our lives.

Special Words

Household: All the people who live together in a house.

Altar: A special place or structure, usually raised, where worship gifts to a god are placed.

Sacrifice: The offering of the life or a living creature as an act of worship or to cover sins of the giver.

ACTS PRAYER ACTIVITY

Use this sheet to write down your ACTS Prayer

Instructions:

Use this sheet to help the children apply the Bible Truth into a prayer. You can use the ACTS provided or even better, have the kids think of their own applications. Also have the children add their personal requests to the prayer, too. Lead the children in the prayer or let them pray sections, with your help. Never force a child to pray! Non-readers can participate by you whispering a section of the prayer into their ear and allowing them to pray it aloud for the group.

ADORATION:

God, we praise You for being worthy of all glory for Your infinite love, wisdom, power and goodness

God, we praise You for being.....

Add your own Adorations:

CONFESSION:

We confess that many times we don't delight in Your glory, but think of making a big deal of ourselves or others. We need Jesus to save us!

God, we have sinned against You....

Add your own Confessions:

THANKSGIVING:

Thank You, God, for letting us get to know how delightful You are. Thank You for letting us show others how great You are. Thank You for ways we have seen Your love, wisdom, power and goodness in our lives.

God, we thank You for...

Add your own Thanksgivings:

SUPPLICATION:

.God, work in our hearts that we might turn away from our sins and trust in Jesus as our Savior. Help us to bring greater glory to Your name by talking about Your great ways, living our lives to reflect Your goodness and love; and, by telling others about You, that they would know and praise You, too.

God, we need Your help...

Add your own Supplication:

SNEAKY SNACK

Can you figure out how this snack ties in with our case?

Snack: The Quandary of the Critters and the Quarrelsome

Teddy Graham Abraham, Lot and “Shepherds” quarreling next to piece of blue fruit roll up “water hole” surrounded by popcorn “sheep and goats.

This is only a suggestion. Feel free to modify. Be mindful of allergy issues among your children!

Case Tie-in: Abraham chose to solve the quarrels between their shepherds in a way that would glorify God, even at the expense of what seemed to be in his own best interest.

SOUL FOOD

Food for thought during snack time

1. What does the snack have to do with the story?

Choose a few questions from the other activity discussion sheets to talk about during this snack time.

2.

3.

4.

5.

6.

7.

Directions: Read and discuss Bible Truth, using a FEW of the questions. Play game. Feel free to modify the game to fit your children.

God's People Delight in God's Glory.

God's people know there is no one as great as God is. They know how great His love has been for them by giving up His own Son, Jesus, to pay for their sins. They know how perfectly wise His plans are for them and all of creation. They know how mighty is His power to do His will and to care for them. They know how satisfying is His Spirit's fellowship in their hearts. More than anything else, God's people desire for these wonderful ways of God to be known and celebrated by everyone. So they talk about Him and His wonderful ways with other believers. They tell people who aren't believers about Him so that they might join in knowing and celebrating Him, too. They want to live in ways that show how great God is, knowing this is how they can glorify Him with their lives. They do all these things because they delight in God's glory.

Understanding the Bible Truth

1. What do God's people know about God? *There is no one as great as Him.*
2. What tells them how great His love is for them? *Thinking about Him giving up His own Son, Jesus to pay for their sins.*
3. What do they know about His plans? *They are perfectly wise for them and all of creation.*
4. What do they know about His power? *Mighty to do His will and to care for His people.*
5. What do they think about His Spirit's fellowship? *It is satisfying in their hearts.*
6. What do God's people delight in most of all? *For God to be know and celebrated for the wonderful ways He is.*
7. *What do they do with other believers? Talk about Him.*
8. What do they do with their lives to glorify Him? *Know God's will and choose to live in ways that will most reflect His glory. Trusting and obeying Him.*
9. What do they do with people who do not know God? *Tell them about Him and share the good news of Jesus, that they might turn from their sins and believe in Him, too.*

Story Connection Questions

How does the case story point to the **Bible Truth: God's People Delight in God's Glory:**

1. How did Abraham show He chose to delight in God's glory most of all? *He chose to give up the riches of five kingdoms to make sure that everyone gave God the glory—not Bera—for all his rich blessings and his victory over Kedolaomer.*

Bible Verse Connection Question

1. What does our Bible Truth have to do with our **Bible Verse: Psalm 66:1-3,5,8,16:** "Shout for joy to God, all the earth; sing the glory of his name; give to him glorious praise! Say to God, "How awesome are your deeds!...Come and see what God has done: he is awesome in his deeds toward the children of man... Bless our God, O peoples; let the sound of his praise be heard... Come and hear, all you who fear God, and I will tell what he has done for my soul!"?

God's People Delight in God's Glory. They want to tell others who have not heard about His awesome deeds. They want to tell each other what they have seen Him do in their lives. They want to do whatever they can to make His praise glorious, with their mouths and with their lives.

Life Application Questions

1. What can God's people do to show that they delight in God's glory? *They can praise His name, they can pray to Him and read the Bible to know Him and know how to obey Him. They ask God to help them live their lives to reflect His good ways in their obedience; and they can tell others about Him.*
2. What is the best first step God calls us to take in glorifying Him? *To turn away from our sins and trusting in Jesus as our Savior.*

BIBLE TRUTH 14 REVIEW

ACTS Questions

1. What is something we can praise God for because of this Bible Truth?

Praise God for being most worthy of glory for His infinite love, wisdom, power, and goodness.

2. What are sins we can confess to God because of this Bible Truth? *Confess that many times we do not delight in His glory, but think of honoring ourselves or others instead of Him. Savior. That heavenly home will be far better than anything we can know or have here.*

3. What is something we can thank God for because of this Bible Truth?

Thank God for specific ways we have seen His love, wisdom, power and goodness in our lives.

4. What is something we can ask God for because of this Bible Truth?

Ask God to work in our hearts that we might turn from our sins and trust in Jesus as our own Savior. Ask God to help us to bring greater glory to His name by talking about His great ways, living our lives that reflect His goodness and love; and by telling people about Him, that they might want to know and celebrate Him, too.

The Gospel

1. What great things has God done for His sinful people? Why would they delight in His glory so much? What is the gospel?

God is the good Creator and King of the world. He made people to worship Him and live by His good laws. But we are all sinners who've rebelled against Him. We all deserve death--God's just, eternal punishment for our sins. How terrible! But God has good news for us. In His great mercy, God sent His Son, Jesus to earth as a man to save sinners. He lived the perfect life that pleases God. (He's the only one who's ever done that!) He offered it up to God His Father as the perfect sacrifice for sins when He suffered and died on the cross. Then, on the third day, Jesus rose from the dead in victory. He had fully paid for the sins of God's people, so they wouldn't have to! Now all who turn away from their sins and trust in Jesus as their Savior will receive forgiveness of sins and eternal life with God. They will be His very own special people who will know Him and enjoy Him forever. We can be God's people, too, if we turn from our sins and trust in Jesus as our own Savior.

BIBLE TRUTH 14 REVIEW

Game: Beanbag Scramble

Materials

Beanbags, enough for the all the children, minus 1
Drum, guitar or just your hands!
Tape
Small bowl or bag
Bible Truth Questions

Preparing the Game

1. Choose 20+ questions for your game from the Bible Truth Discussion Questions, or make up your own.
2. Write the Bible Truth questions on small thin strips of paper (or make a photocopy of the Bible Truth Discussion Questions and simply cut them into strips) and put them in the bag/bowl.

Playing the Game

Beanbags are placed in a circle on the floor, with children forming a circle just outside the beanbags. Tell the children that you will beat a beat on the drum, strum a strum on the guitar, or clap your hands and they are to march to the beat. As the beat gets faster, they march faster. As it gets slower, they march slower, etc. Suddenly stop the music and the children scramble for the beanbags. The child who has no beanbag picks a question for the class to answer.

Game continues as number of questions, time, and attention span allow.

Optional TAKING IT TO OTHERS Activity: Quiz Questions

Have the children choose a few of the questions from the game to ask the parents/other children during TAKING IT TO OTHERS time. Help pre-readers by whispering the question in their ear and letting them ask it aloud to the parents/other children. Make sure you read the Bible verse aloud before you ask your questions.

Directions:

1. Write words to song in large print before class.
2. Play the song for the children, helping them follow along on the song sheet.
3. Discuss the song, using a few questions from the discussion sheet. *Don't use them all!*
4. Introduce sign language for key words of your choice from sign language sheet for your song. Use as few or as many as you think the children can learn.
5. Sing and sign the song. Sign language as well as large format lyrics and sheet music are found in the PFI Unit Songbook or online.
6. If desired, play the Song Game.

Optional TAKING IT TO OTHERS Activity: Presenting and Singing the Song

1. Sing and sign the song, encouraging the watching children/parents to join in.
2. Ask the class some of the questions listed below. The Bible Truth Connection Question is particularly good to help them understand how the song ties in with the Bible Truth.

To God Be the Glory

Verse 1

To God be the glory, great things He hath done;
So loved He the world that He gave us His Son,
Who yielded His life an atonement for sin,
And opened the lifegate that all may go in.

O come to the Father, thro' Jesus the Son,
And give Him the glory,
Great things He hath done.

Refrain:

Praise the Lord, praise the Lord,
Let the earth hear His voice!
Praise the Lord, praise the Lord,
Let the people rejoice!

Verse 3

Great things He hath taught us,
great things He hath done;
And great our rejoicing thro' Jesus the Son'
But purer, and higher, and greater will be
Our wonder, our vict'ry, when Jesus we see.

Listen to it on PFI ESV Songs 12, Tracks 52,53

Understanding the Song

1. What great things has God done that we should glory Him? *He has sent His Son Jesus to be the Way for sinners to come to God.*
2. How did God show how much He loved the world? *He gave His very own Son to come and suffer a terrible death to pay for the sins of His people.*
3. What does "atonement" mean? *Making peace with someone after being enemies.*
4. What does it mean that Jesus yielded His life as an atonement for sin? *To yield one's life means to give it up. Jesus gave up His life to pay for the sins of His sinful people so that there would be peace between God and them.*
5. What is a lifegate? *A lifegate is a made up word that means the way to eternal life with God.*
6. *Who may have eternal life? All may go in. Anyone who turns from their sins and trusts in Jesus as the payment for their sins may be saved.*
7. *Why should the people rejoice and praise the Lord? Because Jesus has made the way to the Father.*
8. *How do we come to the Father? Through faith in Jesus the Son's payment for our sins.*
9. *What are the great things God has taught us and done? He has taught us what He is like, His amazing promises to save and bless God's people, and His great plans to bring glory to His name. He has saved His people through Jesus and done many other amazing things that display His marvelous self. He has put His Spirit in the heart of His people so they can know Him.*
10. *What do God's people rejoice about Jesus while they are still here on earth? They know He is their Savior. They have fellowship with Him in their hearts.*
11. *Why will their rejoicing be even greater in heaven when they see Jesus? Now God's people only know Him through His Spirit working in them and through reading about Him in the Bible. In heaven, they will see Jesus and know Him fully. They will see His glory. They will understand even more of the wonders of His magnificent plans that He fulfilled.*

Bible Truth Connection Question

1. How does this song relate to our Bible Truth: **God's People Delight in God's Glory?**

We give glory to God for giving us His Son to be the payment for sins. Sinners could never pay for their sins. Only by Jesus giving up His life in the place of sinners could there ever be a way for them to come to the Father.

Story Connection

1. How does this song relate to today's story? *Abraham could have had the riches of 5 kingdoms if he would take the riches the King of Sodom offered him. But Abraham would not do it. He wanted to make sure that God got the glory for the great things Abraham enjoyed and did.. God had given Abraham the promise that all nations would be blessed through someone who would born in his family. That someone was Jesus. Abraham. Abraham did not know Jesus by name to praise God for him, but by faith he looked forward to the day he would come.*

Bible Verse Connection Question

1. What does this hymn have to do with our Bible Verse: **Psalm 66:1-3,5,8,16:** "Shout for joy to God, all the earth; sing the glory of his name; give to him glorious praise! Say to God, "How awesome are your deeds!...Come and see what God has done: he is awesome in his deeds toward the children of man... Bless our God, O peoples; let the sound of his praise be heard... Come and hear, all you who fear God, and I will tell what he has done for my soul." *We are all sinners. We are unworthy of God's forgiveness. But God is faithful and just...and oh, so, merciful. He sent Jesus to save all who confess their sins to Him, turn away from their sins, and trust in Jesus as their Savior. God's people know that God has forgiven them and not through any easy way, but through the suffering and death of Jesus on the cross. When they think about how Jesus, the very Son of God, died to save them, they wonder at His glorious love and their own unworthiness.*

Life Application Questions

1. How can our lives be affected by the message of this song? *We can think about the great things God has done through Jesus. We can confess our sins to Him and trust in Him as Savior, if we have not. We can think about how each day we can bring glory to God by how we live.*

ACTS Questions

1. What is something we can praise God for from this hymn?

Praise God for being the Savior of His people..

2. What are sins we can confess to God from this hymn?

We confess that though we know what great things God has done for His people, many times we spend little time thinking about those great things or praising God for them.

3. What is something we can thank God for from this hymn?

We can thank God for opening the Lifegate through Jesus, so that sinners can be forgiven their sins and be saved (when they turn away from their sins and trust in Jesus as their Savior.)

4. What is something we can ask God for from this hymn?

That God would work in our hearts that we confess our sins, might turn from our sins and trust Jesus as our Savior. We can ask Him to help us remember the great things He has done and give Him glory because of them.

Gospel Question

1. Who is the lifegate through whom sinners can enter and have eternal life? What is the gospel?

God is the good Creator and King of the world. He made people to worship Him and live by His good laws. But we are all sinners who've rebelled against Him. We all deserve death--God's just, eternal punishment for our sins. How terrible! But God has good news for us. In His great mercy, God sent His Son, Jesus to earth as a man to save sinners. He lived the perfect life that pleases God. (He's the only one who's ever done that!) He offered it up to God His Father as the perfect sacrifice for sins when He suffered and died on the cross. Then, on the third day, Jesus rose from the dead in victory. He had fully paid for the sins of God's people, so they wouldn't have to! Now all who turn away from their sins and trust in Jesus as their Savior will receive forgiveness of sins and eternal life with God. They will be His very own special people who will know Him and enjoy Him forever. We can be God's people, too, if we turn from our sins and trust in Jesus as our own Savior.

Song Game: Sign It, Say It, What Does It Mean?

Materials

Sign Language signs used in song, particularly choose words with important meanings you want the children to learn, such as “grace”, “redeem”, etc.

Bag or bowl

Preparing the Game

1. Cut out signs and put in bowl.

Playing the Game

1. Practice the song and signs until the children know them well. Then put all the signs we’ve learned in this bag/ bowl and mix them up.
2. Ask one of the children to choose a sign, but not show it to anyone...but you, if they need some help.
3. Ask the child to do the sign for the rest of the children and see if the other children can guess which one it is. Do the sign with the child, if desired.
4. When the children guess the sign, ask them the meaning of the word. If no one guesses the sign, put it back in the bowl to be picked again.
5. Choose another child to pick a new sign from the bag and continue.

NOTE: You might want to sing the song after you do each word or couple of words.

Game continues as number of questions, time, and attention span allow.

choose a FEW questions for discussion, then choose the game and/or music activity

Meditation Version: Psalm 66:1-3,5,8,16 ESV

"Shout for joy to God, all the earth; sing the glory of his name; give to him glorious praise! Say to God, "How awesome are your deeds!...Come and see what God has done: he is awesome in his deeds toward the children of man... Bless our God, O peoples; let the sound of his praise be heard... Come and hear, all you who fear God, and I will tell what he has done for my soul."

Alternate Memory Version: Psalm 66:1-2,5 ESV

"Shout for joy to God, all the earth; sing the glory of his name; give to him glorious praise!... Come and see what God has done: he is awesome in his deeds toward the children of man."

Understanding the Bible Verse

1. What should all the earth do? *Shout for joy to God; Sing the glory of His name; make His praise glorious.*
2. Who is all the earth? *All people.*
3. What does it mean to "sing the glory of His name?" *It means to sing about how great God is and what He has done.*
4. What should we say to God? *How awesome are His deeds.*
5. Who are the "children of man" to whom God has done such awesome deeds? *This is another way to say all people. It's not really a verse just about God doing good things to children, but to all people.*
6. What are some of God's awesome works in man's behalf? *Created them with a heart that can know and love Him; given them the Bible so they can know what He is like and how to please Him; most of all, sent Jesus to save them from their sins so that can be His people and live with Him forever.*
7. What does it mean to fear God? *To understand that He alone is God. He is perfectly holy. To want to love, honor and obey Him.*
8. Who fears God? *God's people.*
9. What is the writer of this Psalm going to tell God's people? *What He has done for "his soul"--for him.*

Bible Truth Connection Question

1. What does this verse have to do with the **Bible Truth: God's People Delight in God's Glory?** *God's People Delight in God's Glory. They want to tell others who have not heard about His awesome deeds. They want to tell each other what they have seen Him do in their lives. They want to do whatever they can to make His praise glorious, with their mouths and with their lives.*

Story Connection Questions

1. What does the verse have to do with our story? *Abraham and Melchizedek praised God for His awesome works in blessing Abraham and in helping him rescue Lot. Abraham refused to keep the riches Bera offered him b/c he was afraid that Bera would take credit for Abraham's blessings and victories. Abraham wanted God's praise to be glorious, not Bera's.*

Life Application Questions

1. What are some things that God has done for His people? *Created them with a heart that can know and love Him; given them the Bible so they can know what He is like and how to please Him; sent Jesus to save them from their sins so that can be His people and live with Him forever; filled them with His Holy Spirit so that they can know Him in their hearts and so that He can help them love and obey God more and more.*
2. What is something the LORD has done for you? *Offered you salvation through Jesus by turning away from your sins and trusting in Jesus as your Savior.*

ACTS Questions

1. What is something we can praise God for from this Bible verse?

Praise God for being the Doer of Mighty Deeds on man's behalf.

2. What are sins we can confess to God from this Bible verse?

We confess that many times we do not shout for joy to the LORD. We forget how mighty His deeds are. We do not tell others about His mighty deeds, either.

3. What is something we can thank God for from this Bible verse?

We can thank God for the mighty deed of breaking the power of sin and death for His people through Jesus' life, death and resurrection from the dead.

4. What is something we can ask God for from this Bible verse?

We can ask God to work in our hearts that we would want to confess our sins, turn away from disobeying Him and trust in Jesus as our own Savior. We can ask Him to help us to learn and remember the mighty deeds He has done on man's behalf. We can ask Him to make us people full of joy and of His praise.

The Gospel

1. What is the greatest deed that God has done on behalf of sinful people like you and me? What is the good news of Jesus? What is the gospel?

God is the good Creator and King of the world. He made people to worship Him and live by His good laws. But we are all sinners who've rebelled against Him. We all deserve death--God's just, eternal punishment for our sins. How terrible! But God has good news for us. In His great mercy, God sent His Son, Jesus to earth as a man to save sinners. He lived the perfect life that pleases God. (He's the only one who's ever done that!) He offered it up to God His Father as the perfect sacrifice for sins when He suffered and died on the cross. Then, on the third day, Jesus rose from the dead in victory. He had fully paid for the sins of God's people, so they wouldn't have to! Now all who turn away from their sins and trust in Jesus as their Savior will receive forgiveness of sins and eternal life with God. They will be His very own special people who will know Him and enjoy Him forever. We can be God's people, too, if we turn from our sins and trust in Jesus as our own Savior.

Game: Cross the Raging River

Materials

Bible verse written up in large print so that all can see
Two yardsticks or long pieces of rope

Preparing the Game

Make up some questions about the verse and/or story (use the Bible verse Discussion and Story Review Discussion Questions).

Learning the Verse

Some or all of your children may be non- or early readers. Teach the verse in sections, having them say it after you. Repeat a few times. Add clapping or other movement as they say it.

Directions

1. If desired, lead the children in a discussion of a **FEW** of the most important questions before beginning game.

2. Explain the game to them as follows:

Have the children line up in a straight line behind the leader. Explain to them that there's a river to cross and they get to jump the bank without getting wet. Each child will say the verse and then jump across the two yardsticks/ropes lying next to each other on the floor. After each round, the sticks/ropes will be separated by more space, making it a wider river to jump across. As the river gets wider, some children will not make it but "fall in". Explain to them that they are stuck in the river unless they can answer a question (that you make up) about the Bible verse or the story. Feel free to let a child "stuck in the river" ask another child for a "lifeline" and help them answer their question.

Game continues as time and attention span allow.

Caution: Avoid accidents by not letting the "river" get too wide.

Optional **TAKING IT TO OTHERS** Activity: Quiz Questions

Have the children choose a few of the questions from the game to ask the parents/other children during **TAKING IT TO OTHERS** time. Help pre-readers by whispering the question in their ear and letting them ask it aloud to the parents/other children. Make sure you read the Bible verse aloud before you ask your questions.

Directions:

1. Write words to song in large print before class.
2. Play the song for the children, helping them follow along on the song sheet.
3. Discuss the song, using a few questions from the discussion sheet. *Don't use them all!*
4. Introduce sign language for key words of your choice from sign language sheet for your song. Use as few or as many as you think the children can learn.
5. Sing and sign the song. Sign language as well as large format lyrics and sheet music are found in the PFI Unit Songbook or online.
6. If desired, play the Song Game.

Optional TAKING IT TO OTHERS Activity: Presenting and Singing the Song

1. Sing and sign the song, encouraging the watching children/parents to join in.
2. Ask the class some of the questions listed below. The Bible Truth Connection Question is particularly good to help them understand how the song ties in with the Bible Truth.

Shout with Joy to God

Shout! Shout! Shout with joy!
 Shout with joy to God, all the earth!
 Sing! Sing! Sing the glory!
 Sing the glory of His name!
 Say! Say! Say to God!
 Say to God, "How awesome are your deeds."
 Come, Come, Come and see,
 Come and see what God has done!
 I will tell you what He has done for me!
 Psalm Sixty-six, one through three, five, nine, sixteen.
 First Corinthians Chapter Ten, verse thirteen.

Listen to it on PFI ESV Songs 12, Track 54

Song Game: Pass the Secret Sign**Materials**

Sign Language signs used in song, particularly choose words with important meanings you want the children to learn, such as "grace", "redeem", etc.

Bag or bowl

Blindfold

Preparing the Game

1. Cut out signs and put in bowl.

Playing the Game

1. Practice the song and signs until the children know them well.
2. Have all the children stand in a tight circle, except one, "It" who will stand in the middle of the circle, blindfolded.
3. Have the children in the circle to put their hands behind their backs. Choose a sign from the bag and hand to a child in the circle, still keeping hands behind their backs, not looking at the sign.
4. When "It" says "Pass the Secret Sign", the children will begin to pass the sign around behind their backs.
5. When "It" says "Stop the Passing!" the child who has the sign freezes with the sign behind his back.
6. The child with the sign brings it around and looks at it. You can help the child practice the sign.
7. Then take the blindfold off of "It", watch the child with the card do the sign, then have "It" guess the name of the sign. (If desired, "It" can ask another child in the circle for help with their guess.)

STORY REVIEW

Directions: Read and discuss Bible Truth, using a FEW of the questions. Play game. Feel free to modify the game to fit your children.

General Story Questions

1. What did the LORD promise Abraham when he left Ur? *Great blessings for him, his family and all nations through them. He promised him to give him a land.*
2. Why did Abraham set up altars? *To show that he worshiped the LORD, not the gods of Canaan. He would seek to glorify the LORD in the way he lived in the land He had given him.*
3. Why were Abraham and Lot's shepherd fighting? *Too many flocks for the amount of grass and water they had.*
4. How did Abraham think they should solve the problem with their flocks? *Move apart.*
5. How was Abraham being a peace-maker by letting Lot choose land first? *He gave up his right as older man to choose first. He wanted Lot to be happy with his choice.*
6. How was the LORD glorified by Abraham letting Lot choose first? *Abraham reflected God's selfless love towards His people, by making a great sacrifice to love them.*
7. How was Lot greedy in his choice of land? *He chose what land he thought looked the best, not thinking about what might be best for Abraham.*
8. How did Lot's choice show he was not thinking about glorifying the LORD like Abraham was? *He did not mind that the wicked people of Sodom lived near by. There was a lot of other land he could have chosen that would not put him so near those people who would not be good influences on him.*
9. What did King Kedolaomer and his allies do? *Attacked many tribes and took their things and people, then turned to attack the kings of the Jordan River Valley.*
10. What happened when King Kedolaomer attacked King Bera and his allies? *He defeated them, sending them hiding in tar pits and running for their lives.*
11. Why did Lot, his family and his things get captured by King Kedolaomer? *They were living in Sodom and were taken away with the everyone/everything else in his kingdom.*
12. How did Abraham glorify the LORD by his choice to rescue Lot? *He acted mercifully, just as the LORD does His people. He did not hold his greedy choice of the fertile land of the Jordan Valley against him. Also, he trusted that the LORD could give him victory over Kedolaomer, even though he had less men.*
13. How did Melchizedek show he, too, delighted to bring the LORD glory? *He praised the LORD as the one who blessed Abraham and gave him victory over Kedolaomer.*
14. What did Abraham do to show he delighted most of all in the LORD's glory by how he responded to Melchizedek and Bera at the feast? *He gave Melchizedek a tenth of all he had won back, as priest of God Most High. He refused Bera's offer of all the riches of the kingdoms, telling him he didn't want anyone to think Bera had made rich. Only the LORD had done this.*

Bible Truth Connection Questions

1. What does this story have to do with our **Bible Truth: God's People Delight in God's Glory?**

How did Abraham show He chose to delight in God's glory most of all? *He chose to give up the riches of five kingdoms to make sure that everyone gave God the glory—not Bera—for all his rich blessings and his victory over Kedolaomer.*

Bible Verse Connection Question

1. What does the story have to do with our **Bible Verse: Psalm 66:1-3,5,8,16:** "Shout for joy to God, all the earth; sing the glory of his name; give to him glorious praise! Say to God, "How awesome are your deeds!...Come and see what God has done: he is awesome in his deeds toward the children of man.... Bless our God, O peoples; let the sound of his praise be heard... Come and hear, all you who fear God, and I will tell what he has done for my soul."? *Abraham and Melchizedek praised God for His awesome works in blessing Abraham and in helping him rescue Lot. Abraham refused to keep the riches Bera offered him because he was afraid that Bera would take credit for Abraham's blessings and victories. Abraham wanted God's praise to be glorious, not Bera's.*

Life Application Questions

1. How can God's people today show that they delight in God's glory? *Answers vary. Here are some ideas. They can spend time praying and reading God's Word to know Him and to know how to obey Him better. They can remember to thank God for all the good gifts He gives them and remind others that the good things they enjoy and the good gifts they have are all from the Lord. They can choose to turn away from sinful things that tempt them and choose to obey God instead.*
2. What is the first step God calls us and all people to take to delighting in God's glory? *To turn away from our sins and trust in Jesus as our Savior.*

ACTS Questions

1. What's something we can praise God for from this story? *Praise God for the Keeper of His promises to His people, like He did to Abraham.*
2. What's something we can confess from this story? *We can confess that like Lot, we often choose what is best for ourselves and do not rightly weigh the troubles or temptations there might be because we see something we want so much.*
3. What's something we can thank God for from this story?
We can thank God for all the good gifts and great promises He has made to His people, especially the promise to save us through Jesus.
4. What is something we can ask God for, from this story?
We can ask God to work in our hearts, helping us to confess our sins, turn away from them and trust Jesus as our own Savior. WE can ask Him to make us like Abraham, a man who delighted in God's glory most of all.

The Gospel

1. Abraham lived many, many years before Jesus, but God promised that through one of Abraham's family all nations would be blessed. Who is that one in Abraham's family Because of the good news of salvation through Him! What is the gospel?
God is the good Creator and King of the world. He made people to worship Him and live by His good laws. But we are all sinners who've rebelled against Him. We all deserve death--God's just, eternal punishment for our sins. How terrible! But God has good news for us. In His great mercy, God sent His Son, Jesus to earth as a man to save sinners. He lived the perfect life that pleases God. (He's the only one who's ever done that!) He offered it up to God His Father as the perfect sacrifice for sins when He suffered and died on the cross. Then, on the third day, Jesus rose from the dead in victory. He had fully paid for the sins of God's people, so they wouldn't have to! Now all who turn away from their sins and trust in Jesus as their Savior will receive forgiveness of sins and eternal life with God. They will be His very own special people who will know Him and enjoy Him forever. We can be God's people, too, if we turn from our sins and trust in Jesus as our own Savior.

Game: Go Fish

Materials

Broom stick or pole
String
U-shaped magnet
Paper clips, 1 per question
Construction paper
Scissors
Basket/Pail
Story Review Questions

Preparing the Game

1. Choose 20+ questions for your game from the Story Review Discussion Questions, or make up your own.
2. Cut out fish (different sizes and shapes, if desired), one per question. Write a question on each fish. And assign a point value to each fish based on difficulty. Attach a paper clip to the mouth of each fish. Place the fish in the basket. Attach the magnet to one end of the string and the pole to the other end.

Playing the Game

Divide the children into two teams. Teams will take turns catching fish by hooking them with the magnet and the paper clip. The question is then read to the child/team. A correct answer is worth as many points as is indicated on the fish. If answered incorrectly, the question goes to the other team for a possible one point.

Play continues as questions last, or as time and attention span allow.

Non-competitive Option

Don't split into teams. Have the children take turns catching fish and answering the questions together.

Optional TAKING IT TO OTHERS Activity: Quiz Questions

Have the children choose a few of the questions from the game to ask the parents/other children during TAKING IT TO OTHERS time. Help pre-readers by whispering the question in their ear and letting them ask it aloud to the parents/other children.

CASE REPLAY ACTIVITIES

Use this guide to review the Case Story and act it out for others to enjoy!

CASE REPLAY, JR: YOUNGEST CHILDREN

Description: The children will act out the story together, everyone doing the same action/sound effect at the same time. This activity is most suitable for kindergarteners.

Materials

The Case RePlay, Jr. script for younger children

Preparation

1. Read through the script and write in the blanks along the side possible actions/sound effects the children could do to act it out.

Instructions

1. Tell the children that they will be re-enacting the story together as you tell it.
2. As you read the script, lead the children in actions/sound effects to do with you.
3. If desired, you can read the script and stop at certain sentences and ask them what a good action/sound effect would be to act out what you just read.
4. Repeat the re-enactment one or two times more.

CASE REPLAY, SR: OLDER CHILDREN

Description: The children act out the story as a three-scene play. You will narrate it using the Case RePlay, Sr. script and they will act it out (no spoken words, for the most part), with each child assuming a different character's role. This activity is most suitable for first grade and up. You will review the story, then practice it a few times before performing it for others.

Materials

The Case RePlay, Sr. script
White board or other large format paper
Costumes and props

Preparation

1. Prepare for the play by choosing costumes and props for each character in the story. Decorate the area with any scenery props.
2. Write the words "Beginning," "Middle," "End" on a large piece of paper/whiteboard with plenty of space under each heading. You will use this paper to help the children think about the story as a three-scene play, as it is presented in the script.

Instructions

1. Tell the children that they will get to act out the story as a three-scene play, with a beginning, middle and end section. Tell them that before they can act it out, they need to think it out. as you narrate it with your script.
2. Take the children's answers as they recount the story, helping them put key incidents in the right order.
3. If desired, when they have filled in their Beginning, Middle, End, read through your whole (real) script, so they hear exactly what you will have them act out.
4. Then tell the children that it's time to practice acting out the story.
5. Assign parts to each child. If you are using costumes, do NOT give them out at this point. They will be a distraction.
6. Have all the children sit on the floor or in chairs on one side of the "stage," then call the characters up in place as their part in the story comes.
7. As you read the script, guide the children in where you want them to move or do to act it out.
8. After going through the whole script once, give out any costumes and props and act out the script once or twice more.

Optional TAKING IT TO OTHERS Activity: Re-enacting the Story

Read the script as the children act out together (younger) or assuming different roles (older) as the other children or the parents watch.

CASE REPLAY, JR--YOUNGER KIDS (KINDERGARTEN) P.2

Welcome to our play! The name of our story is called: The Case of the Rejected Riches.

Our story takes place in Israel, in Old Testament times, about 2000 years before Jesus came to be our Savior.

And now we present: "The Case of the Rejected Riches."

Scene 1:

Actions:

The LORD called Abraham to leave the gods and ways of Ur and follow him to a new land He promised to give him. He promised to bless Abraham, his family and even all the nations of the world through him. Abraham believed the LORD. He followed Him to Canaan. He set up an altar and worshiped the LORD. He sought to glorify Him with all his life. The LORD blessed Abraham and Lot, his nephew, greatly, with lots of money and lots of sheep and goats. Soon there was not enough grass and water to keep all the flocks together. Lot and Abraham's shepherds kept getting into fights. Abraham and Lot decided to move apart. Abraham chose to be a peacemaker and gave up his right to choose land first to Lot. Lot greedily took the fertile, green plains of the Jordan River Valley. He did not worry that the wicked people of Sodom lived there, too. After Lot left, the LORD told Abraham once more that all the land would be his family's one day. Abraham moved to Hebron and set up another altar to the LORD, worshiping Him and seeking to glorify Him with all his life.

Scene 2:

Lot soon ran into trouble in the Jordan River Valley. He went to live in Sodom. When King Kedolaomer and the three kings that were his allies swept down from near Ur and conquered three kings and their kingdoms. Then they turned to attack Bera, King of Sodom, and the Jordan River Valley kings King Bera of Sodom and his allies faced King Kedolaomer and his allies in the Valley of Sallim, by the Salt Sea. Soon, Kedolaomer defeated Bera and his men. Kedolaomer took all their people and all things of the lands they conquered, including Lot, his family and all of his things and went to Damascus. One man escaped and told Abraham what happened. Abraham chose to try to rescue Lot, even though Kedolaomer was so powerful and Lot had acted selfishly in taking the best land. Abraham thought about glorifying God more than these things.

Scene 3

Abraham took 318 trained men and snuck up on Kedolaomer and his men in the middle of the night. Abraham defeated them and chased them away. Then he took Lot, all the other people and all of the kings' possessions back to where they belonged. Melchizedek, King of Salem and priest of the Most High God, summoned Abraham and Bera, King of Sodom for a feast in the Valley of Shaveh after Abraham defeated Kedolaomer. Melchizedek praised the LORD—God Most High—for blessing Abraham and giving him the power to defeat Kedolaomer. Bera, King of Sodom, offered Abraham to keep all the riches of the five kingdoms, but give him the people. Abraham chose to glorify God by giving Melchizedek a tenth of all he had captured AND by refusing to take anything for himself. He did not want Bera to tell people that he made Abraham rich. He wanted to make sure God's name was glorified by the victory, not Bera's.

Bible Truth Tie-In:

"The Bible Truth we are learning is: **God's People Delight in God's Glory.** Abraham refused the riches of five kingdoms to make sure that the LORD alone would be glorified for his great blessings, riches and victory over King Kedolaomer."

CASE REPLAY, SR--OLDER KIDS (1ST GRADE AND UP) P.3

Welcome to our play! The name of our story is called: The Case of the Rejected Riches.

Our story takes place in Israel, in Old Testament times, about 2000 years before Jesus came to be our Savior.

The characters in our story are: Abraham, Lot, Household, Servants, Shepherds, King Kedolaomer and ally kings, King Bera and ally kings, 318 trained men, and Melchizedek.

And now we present: "The Case of the Rejected Riches."

Scene 1: (Beginning)

The LORD called Abraham to leave the gods and ways of Ur and follow him to a new land He promised to give him. He promised to bless Abraham, his family and even all the nations of the world through him. Abraham believed the LORD. He followed Him to Canaan. He set up an altar and worshiped the LORD. He sought to glorify Him with all his life. The LORD blessed Abraham and Lot, his nephew, greatly, with lots of money and lots of sheep and goats. Soon there was not enough grass and water to keep all the flocks together. Lot and Abraham's shepherds kept getting into fights. Abraham and Lot decided to move apart. Abraham chose to be a peacemaker and gave up his right to choose land first to Lot. Lot greedily took the fertile, green plains of the Jordan River Valley. He did not worry that the wicked people of Sodom lived there, too. After Lot left, the LORD told Abraham once more that all the land would be his family's one day. Abraham moved to Hebron and set up another altar to the LORD, worshipping Him and seeking to glorify Him with all his life.

Scene 2: (Middle)

Lot soon ran into trouble in the Jordan River Valley. He went to live in Sodom. When King Kedolaomer and the three kings that were his allies swept down from near Ur and conquered three kings and their kingdoms. Then they turned to attack Bera, King of Sodom, and the Jordan River Valley kings King Bera of Sodom and his allies faced King Kedolaomer and his allies in the Valley of Sallim, by the Salt Sea. Soon, Kedolaomer defeated Bera and his men. Kedolaomer took all their people and all things of the lands they conquered, including Lot, his family and all of his things and went to Damascus. One man escaped and told Abraham what happened. Abraham chose to try to rescue Lot, even though Kedolaomer was so powerful and Lot had acted selfishly in taking the best land. Abraham thought about glorifying God more than these things.

Scene 3: (End)

Abraham took 318 trained men and snuck up on Kedolaomer and his men in the middle of the night. Abraham defeated them and chased them away. Then he took Lot, all the other people and all of the kings' possessions back to where they belonged. Melchizedek, King of Salem and priest of the Most High God, summoned Abraham and Bera, King of Sodom for a feast in the Valley of Shaveh after Abraham defeated Kedolaomer. Melchizedek praised the LORD—God Most High— for blessing Abraham and giving him the power to defeat Kedolaomer. Bera, King of Sodom, offered Abraham to keep all the riches of the five kingdoms, but give him the people. Abraham chose to glorify God by giving Melchizedek a tenth of all he had captured AND by refusing to take anything for himself. He did not want Bera to tell people that he made Abraham rich. He wanted to make sure God's name was glorified by the victory, not Bera's.

Bible Truth Tie-In:

"The Bible Truth we are learning is: **God's People Delight in God's Glory**. Abraham refused the riches of five kingdoms to make sure that the LORD alone would be glorified for his great blessings, riches and victory over King Kedolaomer."

Melchizedek, King of Salem and Priest of God Most High

Description

The children will make a paper bag puppet of Melchizedek holding Abraham's tithe.

Materials

1 lunch size paper bag per child
 Templates for puppet parts
 White Card stock
 Markers, Crayons or colored pencils
 Glue sticks
 Jiggly eyes
 Brown or Black Yarn
 Optional craft jewels, sequins and glitter/glitter glue
 Foil
 1 Plastic baggie per craft
 Scissors
 Tape

Preparing the Craft

1. Use the patterns to make a set of parts for the puppet. These are best printed out onto card stock.
2. For younger children, you may want to cut out the parts for them. Older children can do this themselves.
3. Cut yarn into 2" lengths (for hair) and 1" lengths (for beard).
4. Make a sample for the children to see.

Making the Craft

1. Show children your sample.
2. Have the children decorate the puppet parts. Add fingers on hands; toes on feet. Make facial features, adding yarn for beard and moustache and hair. Use jiggly eyes for the eyes. If desired, add extra decoration to the robe with the sequins and/or glitter glue.
3. Use glue to stick the puppet parts in place on each bag. Make sure the bag is turned upside down, with the flap of the bottom of the bag facing upward.
4. Have the children take small pieces of the foil and make them into rounded coins. Put in baggie and tape baggie to one of Melchizedek's hands.

Making a Bible Truth Connection

Once the children have settled into their craft, use the Bible Truth- Craft Connection Sheet to lead discussion about the craft. Note that most of these questions echo the questions on the case board, providing a review of what the children learned earlier.

Optional TAKING IT TO OTHERS Activity: Craft Presentation

If you are presenting the craft to other children or parents the children can hold up their crafts (or your model craft) and read their Bible Truth Connection answers to explain the importance of the craft.

CASE CRAFT**Discussion Guide****Instructions:**

As the children are settled into making their craft, ask them these questions to help them understand the craft's significance. Use the answers provided to guide the children's answers.

Discussion Questions

1. What did Abraham do after he heard that Lot had been captured? *He went to the Valley of Shaveh to fight the kings and rescue Lot.*
2. What did King Bera offer Abraham after he defeated the kings?
The treasures that the kings of the five kingdoms had gathered in their battles.
3. What did Abraham choose instead of the treasure? Why?
He chose to give a worship gift to the LORD because he wanted to make sure the LORD--not King Bera--got the glory for the blessings and victories he enjoyed.
4. What is Bible Truth that we are learning?
God's People Delight in God's Glory.
5. What does this craft have to do with our Bible Truth?
Abraham could have been very, very rich if he had taken the treasure offered him by King , but he delighted in God's glory and turned the treasure down. He would rather to give God glory than even to have all those treasures.
6. What can God use this craft to help us remember?
God's people delight in God's glory even more than riches and fame.

TAKING IT TO OTHERS**Craft Presentation****Instructions:**

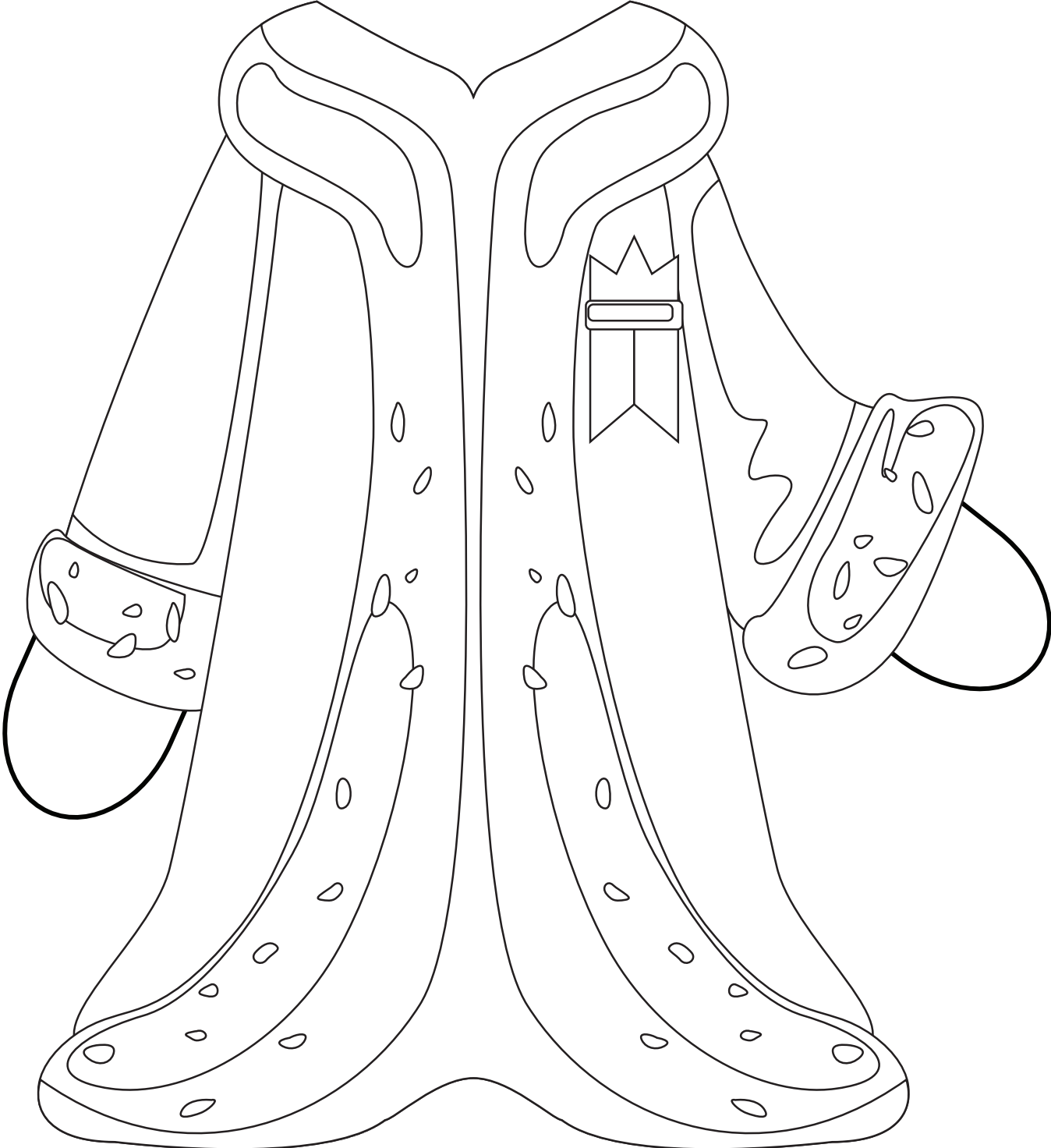
Have children hold up your model craft/their crafts. Choose five children (or you say) the five sections below to explain the craft's importance.

Presentation:

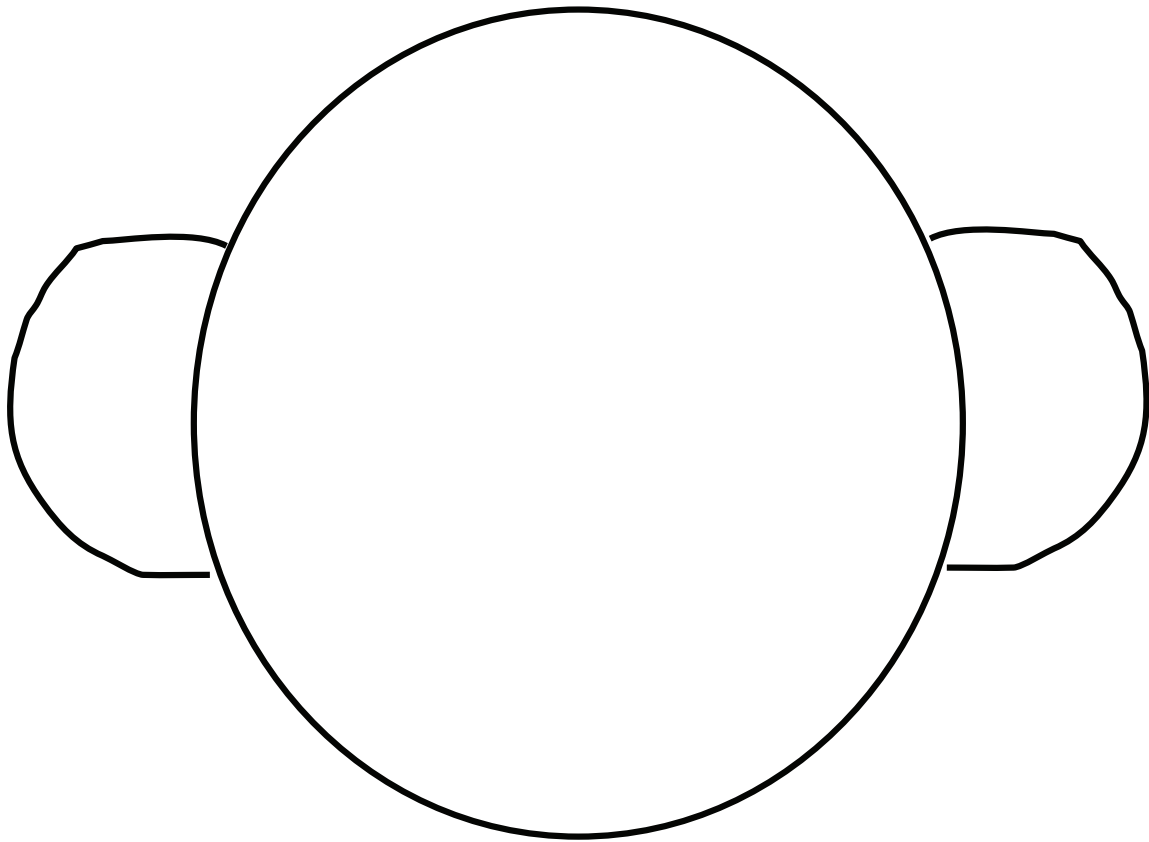
1. Our craft is Melchizedek, King of Salem and Priest of God Most High.
2. In the Valley of Shaveh, Abraham rejected the treasures of five kingdoms and chose instead to make an offering to the LORD through Melchizedek, king of Salem and priest of God Most High because he wanted the LORD to get the glory for his victory over the kings who had taken Lot and all of his possessions.
3. Bible Truth 14 is: God's People Delight in God's Glory.
4. Abraham could have been very, very rich if he had taken the treasure offered him by King , but he delighted in God's glory and turned the treasure down. He would rather to give God glory than even to have all those treasures.
5. Our craft can help us remember how God's people delight in God's glory even more than riches and fame.

Note: Even non-readers can participate in presenting the craft, if you will whisper what they are to say in their ear and let them say it aloud for the others to hear.

Puppet Parts: Body



Puppet Parts: Head



BEFORE CLASS:**1. PICK YOUR PERSON**

VIPPs can be anyone in your church! Typically, they fall into 6 categories: Church staff, Elders, Deacons/deaconesses, Special Volunteers (people who aren't paid, but spend a lot of time helping out in particular ways), Supported Workers (aka missionaries), and Church Members.

2. GATHER YOUR FACTS

Use the VIPP Information Sheet to write down the facts about your VIPP. The information on this worksheet is used in the VIPP activities, listed in the "Choose an Activity" section below.

DURING THE ACTIVITY:**1. INTRODUCE YOUR VIPP**

Introduce your VIPP to the children, using the VIPP Information Sheet. Fill in a set of VIPP Clue Cards with the information for your VIPP. If desired, you can even have the actual person come into class for the children to meet.

Need help describing what someone does for the church in a kid-friendly way? Check out the list of common VIPPs on the Praise Factory website in the PFI resources. There are lots of kid-friendly descriptions for common VIPP's, such as pastors, elders, deacons and a lot more.

2. PRAY!

Lead the children in praying for the VIPP. Ask the children if they would like to pray for one of the VIPPs prayer requests. Even non-readers can pray for the VIPP if you whisper the prayer request in their ear, then let them say it aloud. Never force a child to pray!

3. CHOOSE AN ACTIVITY

There are two activities you can use to help the children learn about the VIPP:

VIPP Clue Cards: These are nine coloring sheets in which children fill in the nine things they learn about the VIPP from the VIPP Information Sheet. Photocopy a set of each child. Use as few or as many of these Clue Cards as you desire. They are found in the back of this book.

VIPP Game: This is a game that uses a set of Clue Cards for one or two VIPPs.

Choose a VIPP and fill in his/her information on the VIPP Information Sheet. Fill in a set of VIPP Clue Cards with the information for your VIPP. Tell the children about the VIPP, having them fill in the VIPP Clue Cards with the key facts as they learn them. Write any words the children need to write on a white-board or other piece of paper so they can see how to spell them. Help younger children write these words on their clue cards. Ideas for how to tell the children about many common VIPPs are listed at praisefactory.org with the resources for this Bible Truth.

Optional TAKING IT TO OTHERS Activity: Introduce and Pray for the VIPP

If you are presenting the VIPP to other children or parents you can assign children to hold up the 10 clue cards and say what each card tells about the VIPP. (Or, you can have the children hold them up as you tell what each one means.) Then lead the children in praying for the VIPP.

Game: Hit the Wall

Materials

Information Sheet for one VIPP

2 Set of Clue Cards

8 8.5" x 11" Manilla Envelopes

Nerf Ball or other soft ball for indoor use

Preparing the Game

1. Fill in one set of clue sheets for the VIPP you are using.
2. Tape the other (blank) set of Clue Cards to the outside of the manilla envelopes.
3. Put the filled-in clue cards in the corresponding envelope.
4. Tape the envelopes to the wall.

Playing the Game

Reveal, then Review Version:

Reveal: Tell the children about the VIPP, showing them your filled-in clue cards as you tell about them.

Review: Have the children take turns trying to hit an envelope with the ball. The teacher (or the child) tells the Clue Card category. The other children try to remember what the VIPP's answer was. Open it up and see if they got it right. If they did, the Clue Card is retired. If not, it can be added back into the Clue Cards to be aimed at.

VIPP INFORMATION SHEET

VIPP NAME:

WHAT VIPP LOOKS LIKE

Man or Woman? _____

Hair color? _____

Eye color? _____

FAVORITE ANIMAL

FAVORITE FOOD

FAVORITE FREE TIME ACTIVITY

WHAT VIPP DOES DURING WEEK

VIPP GROUP OF SERVICE:

Church Member

Deacon

Elder

Church Staff

Special Volunteer

Supported Worker
(Missionary)

3 WAYS VIPP SERVES CHURCH

3 WAYS TO PRAY FOR THE VIPP

BIBLE TRUTH 14, LESSON 2: PLANNER/OVERVIEW

GETTING STARTED: Welcome and Opening Songs (*introduce unit and get kids moving with these songs*)

Welcome to Praise Factory: PFI: Praise Factory Investigators Theme Song *PFI ESV Songs 12 CD, Track 1*

Rules to Help Us Worship God and Love Others: WoGoLOA Classroom Rules Song
PFI ESV Songs 12 CD, Track 2

Big Question Under Investigation: Big Question 12 Songs *PFI ESV Songs 12 CD, Tracks 3,4*

Big Question Bible Verse: Ephesians 5:1-2 Song: *PFI ESV Songs 12, Track 5*
Extra Bible Verse Song: Let Everyone Who Names the Name: 2 Timothy 2:19,22, ESV PFI ESV Songs 12, Track 6

DIGGING DEEP DOWN: Key Concept and Story (*introduce the Bible Truth and tell the related story*)

Bible Truth 14: God's People Delight in God's Glory

Bible Truth Hymn: To God Be the Glory, vs.1,3 *PFI ESV Songs 12, Tracks 52,53*

Bible Verse: Psalm 66:1-3,5,8,16

Bible Verse Song: Shout with Joy to God *PFI ESV Songs 12, Track 54*
Extra Bible Verse: I Will Bless the LORD, Psalm 34:1,3,8,10, ESV PFI ESV Songs 12, Track 55

Lesson 2 Story of the Saints: The Case of the Bent-Bodyed Boy

TAKING ACTION: Response Activities (*choose from among these activities*)

Snack and Discussion Planner: Muddy Muddle for God's Glory

ACTS Prayer: Prayer Sheet

Bible Truth Review: Discussion Questions and Game: Storks

Bible Truth Hymn: To God Be the Glory, vs.1,3 *PFI ESV Songs 12, Tracks 52,53*
Song, Sign Language and Song Game: Mimic Me! **PFI ESV SONGS 12 BOOK or ONLINE**

Bible Truth Review: Psalm 66:1-3,5,8,16 Discussion Sheet and Game: Duck, Duck, Goose

Bible Verse Song: Shout with Joy to God *PFI ESV Songs 12, Track 54*
Song, Sign Language and Song Game: Word Take Away **PFI ESV SONGS 12 BOOK or ONLINE**

Story Review: Discussion Questions and Game: Windssock Wall Ball

Case Replay, Jr: Drama Activity for Youngest Children (children do same story actions together)

Case Replay, Sr: Drama Activity for Most Children (children re-tell story with individual parts)

Craft: Moni Land of Jungles, Mountains, Bugs and Mud

VIPP (Very Important Prayer Person) Prayer Time: Coloring Sheets (back of book) and Game: Beanbag Toss In

TAKING IT HOME: Take Home Sheet for Review and Family Devotions

PFI Pronto: Bible Truth 14, Lesson 2 **PFI ESV PRONTOS 12 BOOK or ONLINE**

The Case of the Bent-Bodied Boy

Our story is called:

The Case of the Bent-Bodied Boy.

As you listen to the story, see if you can figure out:

1. Who was the Bent-Bodied Boy? How did people treat him?
2. How did he use his bent-body to bring glory to God?

This story doesn't take place in Bible times. It takes place in the early 1940's and 50's, starting in Philadelphia, Pennsylvania.

"Brring! Brring!" sounded the school bell. The children what up excitedly. It was recess--everyone's favorite time of day! Everyone, that is, but Bill. With the help of his cane, Bill rose slowly to his feet and limped out of the classroom.

"Hey, you, crooked boy!" Some boys yelled at him when they saw him. "Go some place else! We don't want you near us!" So Bill turned and went another direction. Soon another group of children were teasing him, making fun of his misshapen head and eye. And so it went, thirty minutes of torture, until the bell rang again and classes started again.

Even the teachers showed him little sympathy. On the day of the school parade, all the other children dressed up and marched in front of their parents, but the teachers wouldn't let Bill join in. "We can't let Bill be in the parade. He won't be able to keep up with the others and his limping will ruin how are parade looks," they told each other.

"Why doesn't anyone understand?" wondered Bill. "Do they think I chose to be born with a crooked spine, a deformed head, and a bad eye? I would love to be like everybody else. What can be done with a good-for-nothing body like mine? Nothing!" Bill sadly thought.

While Bill was still in school, World War II started. Like most young men his age, Bill wanted to sign up to fight. All they had to do was fill in paperwork and pass the doctor's exam. The doctor took just one look at Bill and said, "There's no way I can pass you, son. I'm sorry, but there's nothing that someone like you can do."

Once more Bill felt useless. And the more he thought, the sadder he became. He got so sad that he didn't want to live anymore. Often he would just wander the

by Connie Dever key source: Grace B. Cutts for "Weak Thing in Moni Land"

streets, lonely and hopeless. As he walked, Bill started to think about God. "God, if you are there, I want to know You," he prayed.

Soon God answered Bill's prayer. One Saturday, as he was walking with his niece, he came to a church with the words, "Jesus saves" printed in large letters on it. Has he read those words, Bill decided, "I'm going to go to church there tomorrow."

The next day Bill went to church, unsure of what he was fine. "What will these people think when see me? Will they reject me like everyone else?" he wondered.

But Bill had nothing to worry about. everyone was so friendly. They didn't care what his body looked like. Bill watched how they loved and cared for each other, too. He listened to the message of the words they sang in their songs and the pastor spoke from the Bible. For the first time in his life, Bill heard the good news of Jesus. Bill could see that there was something very different about these people. What was it that made them so different? They were Christians! They lived to glorify God with their whole lives and it showed. As Bill watched and listened, Holy Spirit began to work in his heart. He repented of his sins and trusted in Jesus as his Savior.

Bill became a different person! Yes, he still had a crooked back, a deformed head, and a bad eye, but the Holy Spirit now lived in his heart. He gave Bill joy and hope. "God, all my life I've been fighting against this body of mine," he prayed. "It isn't much, but it's yours to use for your good purposes. God, please glorify your self through my body," Bill asked.

God answered Bill's prayer and in a most remarkable way. As Bill grew in his faith, he felt sure God was calling

Story-telling Tips

Ahead of time:

1. Read the Bible verses and story. Pray!
2. Create story cue cards on index cards (or highlight text).
3. Practice telling story dramatically, timing your presentation Shorten, if necessary to fit your allotted time.
4. Decorate area with story props that help bring your story alive.

During your presentation:

1. Maintain as much eye contact as possible as you tell the story. Point to/use props at important points in the story. Include the kids in your story with a few questions about what they think will happen or words/concepts that might be new to them.
2. Watch the kids for signs that their attention span has been reached. Shorten, if necessary.

him to be a missionary overseas. With the help of his church, he filled out the paperwork and sent it in. Next would come the medical exam. Missionaries often lived in very hard conditions and the mission board needed to make sure that its missionaries could bear up under them.

It only took one look at Bill's medical exam for the mission board to see how very unfit he was to be one of their missionaries. "We're sorry, but with your body we can't send you overseas. The Lord must have plans for you here in the United States," the mission board wrote him.

But Bill wasn't convinced! "Lord, I am sure that You are calling me to go overseas to tell others about Jesus," Bill prayed. "I think this is how you plan to glorify Yourself through my body. Please, change the hearts of the people on the mission board, if this is Your will."

Bill had been right. It was God's will. The mission board finally accepted his application and sent him to the island of Irian Jaya, on the other side of the world. He would go there to share the gospel with the Moni, a little group of people who had never heard about Jesus before.

How different Irian Jaya was from Philadelphia! No electricity! No running water! Mountain upon mountain of thick, jungly undergrowth. Giant wasps, huge beetles, spiders the size of crabs, cockroaches everywhere. Huts of mud, grass and sticks for homes. No roads, only trails with mud so deep that sometimes it was up to your waist. Often there were not even bridges to cross the rushing mountain rivers. Then there were the Moni people, themselves. They were murderers, haters, fierce warriors. They worshiped evil spirits who they believed wanted them to kill people.

Was this really the place to send a man with a crooked back, a deformed head and a bad eye? A man who could hardly walk on sidewalks with a cane? Yes, it was! Bill had prayed for God to glorify Himself through his body; and that is just what God did. Bill talked and talked with the Moni people. He learned their language and wrote down the Bible for them.

The Monis listened to the message Bill and the other missionaries sang in their songs and spoke from the Bible. For the first time in their lives they heard the good

news of Jesus. They heard of the great love of Great God, the Chief of the Skies, who sent His Son, Jesus to live a perfect life and die on the cross as the perfect sacrifice for the sins of all who will ever turn and believe in Him as their Savior. They heard how all who do believe in Jesus are not just forgiven of their sins, but are filled with the Holy Spirit so that they will have power to live out the wonderful special plan that God has for them. He planned to use each of them to glorify Him with their lives. As God worked in their hearts, they began to know that these were not just words, they were the truth. Why else would a man with such a broken body endure such hardship? They had seen it in Bill and the other missionaries who reflected God's glory in their love for God, for each other and even for them. Bit by bit, God worked in their hearts and gave them a hunger to know and follow God, too.

"Hazi ndona! Hazi ndona! We are hungry for eternal life," they chanted and danced in front of the missionaries' huts. "Teach us a Bible story! Tell it again. Listen to see if I have understood it correctly," the Moni would plead. They would stop Bill as he limped up difficult trails, sometimes in mud up to his waist! They would wake him up in the middle of the night. They would tug at his sleeves while he was working. They came by the hundreds. They came from many miles away, from different tribes. They always said the same thing, "We are hungry—hungry for God." The Lord had indeed glorified Himself through that man with the crooked back, deformed head and bad eye. Hundreds and hundreds of Moni looked at him and saw the glory of the great God he believed in, and they believed, too.

For forty years, Bill Cutts, who had once been thought too fragile to work overseas, lived among the Moni people. He slogged his way through muddy trails, crossed dangling vine bridges across deep mountain crevasses, hiked high mountains, built air strips and houses, and taught them about Jesus—limping all the way. How did he do this? By the strength God gave him. Why did he do this? Because more than anything else, Bill believed this was what God wanted him to do and delighted to bring glory to Him by doing it.

Cracking the Case:

It's time to answer our Case Questions.

1. Who was the Bent-Bodied Boy? How did people treat him?

Bill Cutts. Most people made fun of him and refused to let him do things others were allowed to do.

2. How did God use this bent-body to bring glory to Himself?

The Moni people were amazed that someone with such difficulty walking would love them enough to travel through mountains and jungles just to tell them about Jesus. Bill's love and sacrifice for them helped them to understand and believe God's love and sacrifice for sinful people like themselves.

Something For You and Me

Our Bible Truth is:

God's People Delight in God's Glory

Our Bible Verse is: Psalm 66:1-3,5,8,16 ESV

"Shout for joy to God, all the earth; sing the glory of his name; give to him glorious praise! Say to God, "How awesome are your deeds!...Come and see what God has done: he is awesome in his deeds toward the children of man.... Bless our God, O peoples; let the sound of his praise be heard... Come and hear, all you who fear God, and I will tell what he has done for my soul."

"God, be glorified in my body!" Bill Cutts prayed every day. Who would have guessed that the Lord could use Bill Cutts' bent body to glorify Himself? God did; because, of course, it was always His plan to do so. And how much greater the glory God received because of how very weak and unlikely Bill Cutts' body was!

What about you and me? What weaknesses do we have? What things about us seem unlikely to bring God glory? Whatever they are, those are the very things God may have in mind to use to bring Him the greatest glory in our lives! And what is the first step in knowing God and bringing Him glory? It is doing just exactly what Bill Cutts did: turn away from our sins and trust in Jesus as our Savior! If we do, He will forgive us our sins and make us His special people. He will fill us with His Holy Spirit and use us to bring glory to Him! What an honor!

Let's praise God for planning even to use our weaknesses to bring Him glory. Let's ask God to help

Savior. And, instead of being sad about our weaknesses, let's ask God to help us delight in glorifying Him with them, just as Bill Cutts did.

Close in prayer.

Closing ACTS Prayer

A God, we praise You that Maker of even the hardest things in Your people's lives for their good and Your glory.

C God, we confess that many times we just feel sorry for ourselves because of our weaknesses and think we are useless instead of asking You to use them to bring even greater glory to Yourself.

T God, we thank You for never being limited by our weaknesses and even making them even greater shows of Your glory.

S We ask You to work in our hearts, helping us to confess our sins, turn away from them and trust Jesus as our own Savior. Use all our weaknesses--as well as any strengths--for our good and His glory.

Special Words

Deformed: Something that's not shaped normally.

Glorify (God): To show what God is like by how you live.

Mission Board: A group of people who have formed an organization that works to send people to share the gospel to other peoples of the world.

Crevass: A deep crack in a rock or between rocks.

ACTS PRAYER ACTIVITY

Use this sheet to write down your ACTS Prayer

Instructions:

Use this sheet to help the children apply the Bible Truth into a prayer. You can use the ACTS provided or even better, have the kids think of their own applications. Also have the children add their personal requests to the prayer, too. Lead the children in the prayer or let them pray sections, with your help. Never force a child to pray! Non-readers can participate by you whispering a section of the prayer into their ear and allowing them to pray it aloud for the group.

ADORATION:

God, we praise You for being worthy of all glory for Your infinite love, wisdom, power and goodness

God, we praise You for being.....

Add your own Adorations:

CONFESSION:

We confess that many times we don't delight in Your glory, but think of making a big deal of ourselves or others. We need Jesus to save us!

God, we have sinned against You....

Add your own Confessions:

THANKSGIVING:

Thank You, God, for letting us get to know how delightful You are. Thank You for letting us show others how great You are. Thank You for ways we have seen Your love, wisdom, power and goodness in our lives.

God, we thank You for...

Add your own Thanksgivings:

SUPPLICATION:

.God, work in our hearts that we might turn away from our sins and trust in Jesus as our Savior. Help us to bring greater glory to Your name by talking about Your great ways, living our lives to reflect Your goodness and love; and, by telling others about You, that they would know and praise You, too.

God, we need Your help...

Add your own Supplication:

SNEAKY SNACK

Can you figure out how this snack relates to the story?

Snack: Muddy Muddle for God's Glory

Sugar-free chocolate "mud" with Teddy graham "Bill Cutts" in it up to his waist. Can add some little broccoli piece "trees", if you want.

This is only a suggestion. Feel free to modify. Be mindful of allergy issues among your children!

Case Tie-in: Bill Cutts glorified God by choosing to limp his way through jungles and even deep mud in order to tell the Moni people about Jesus. They saw the hard things he chose to do with his weak body out of love for God and for them.

SOUL FOOD

Food for thought during snack time

1. What does the snack have to do with the story?

Choose a few questions from the other activity discussion sheets to talk about during this snack time.

2.

3.

4.

5.

6.

7.

Directions: Read and discuss Bible Truth, using a FEW of the questions. Play game. Feel free to modify the game to fit your children.

God's People Delight in God's Glory.

God's people know there is no one as great as God is. They know how great His love has been for them by giving up His own Son, Jesus, to pay for their sins. They know how perfectly wise His plans are for them and all of creation. They know how mighty is His power to do His will and to care for them. They know how satisfying is His Spirit's fellowship in their hearts. More than anything else, God's people desire for these wonderful ways of God to be known and celebrated by everyone. So they talk about Him and His wonderful ways with other believers. They tell people who aren't believers about Him so that they might join in knowing and celebrating Him, too. They want to live in ways that show how great God is, knowing this is how they can glorify Him with their lives. They do all these things because they delight in God's glory.

Understanding the Bible Truth

1. What do God's people know about God? *There is no one as great as Him.*
2. What tells them how great His love is for them? *Thinking about Him giving up His own Son, Jesus to pay for their sins.*
3. What do they know about His plans? *They are perfectly wise for them and all of creation.*
4. What do they know about His power? *Mighty to do His will and to care for His people.*
5. What do they think about His Spirit's fellowship? *It is satisfying in their hearts.*
6. What do God's people delight in most of all? *For God to be know and celebrated for the wonderful ways He is.*
7. *What do they do with other believers? Talk about Him.*
8. What do they do with their lives to glorify Him? *Know God's will and choose to live in ways that will most reflect His glory. Trusting and obeying Him.*
9. What do they do with people who do not know God? *Tell them about Him and share the good news of Jesus, that they might turn from their sins and believe in Him, too.*

Story Connection Questions

1. How does the story point to the **Bible Truth: God's People Delight in God's Glory**: Why did Bill Cutts particularly want God to be glorified through his body?
He felt that God would receive greater glory if He would use Bill Cutt's poor, weak body to do great things for Him. It would be clear that Bill only did what he did because God gave him strength to do it.

Bible Verse Connection Question

1. What does our Bible Truth have to do with our **Bible Verse: Psalm 66:1-3,5,8,16**: "Shout for joy to God, all the earth; sing the glory of his name; give to him glorious praise! Say to God, "How awesome are your deeds!...Come and see what God has done: he is awesome in his deeds toward the children of man... Bless our God, O peoples; let the sound of his praise be heard... Come and hear, all you who fear God, and I will tell what he has done for my soul!"
God's People Delight in God's Glory. They want to tell others who have not heard about His awesome deeds. They want to tell each other what they have seen Him do in their lives. They want to do whatever they can to make His praise glorious, with their mouths and with their lives.

Life Application Questions

1. What can God's people do to show that they delight in God's glory? *They can praise His name, they can pray to Him and read the Bible to know Him and know how to obey Him. They ask God to help them live their lives to reflect His good ways in their obedience; and they can tell others about Him.*
2. What is the best first step God calls us to take in glorifying Him? *To turn away from our sins and trusting in Jesus as our Savior.*

BIBLE TRUTH 14 REVIEW

ACTS Questions

1. What is something we can praise God for because of this Bible Truth?

Praise God for being most worthy of glory for His infinite love, wisdom, power, and goodness.

2. What are sins we can confess to God because of this Bible Truth? *Confess that many times we do not delight in His glory, but think of honoring ourselves or others instead of Him. Savior. That heavenly home will be far better than anything we can know or have here.*

3. What is something we can thank God for because of this Bible Truth?

Thank God for specific ways we have seen His love, wisdom, power and goodness in our lives.

4. What is something we can ask God for because of this Bible Truth?

Ask God to work in our hearts that we might turn from our sins and trust in Jesus as our own Savior. Ask God to help us to bring greater glory to His name by talking about His great ways, living our lives that reflect His goodness and love; and by telling people about Him, that they might want to know and celebrate Him, too.

The Gospel

1. What great things has God done for His sinful people? Why would they delight in His glory so much? What is the gospel?

God is the good Creator and King of the world. He made people to worship Him and live by His good laws. But we are all sinners who've rebelled against Him. We all deserve death--God's just, eternal punishment for our sins. How terrible! But God has good news for us. In His great mercy, God sent His Son, Jesus to earth as a man to save sinners. He lived the perfect life that pleases God. (He's the only one who's ever done that!) He offered it up to God His Father as the perfect sacrifice for sins when He suffered and died on the cross. Then, on the third day, Jesus rose from the dead in victory. He had fully paid for the sins of God's people, so they wouldn't have to! Now all who turn away from their sins and trust in Jesus as their Savior will receive forgiveness of sins and eternal life with God. They will be His very own special people who will know Him and enjoy Him forever. We can be God's people, too, if we turn from our sins and trust in Jesus as our own Savior.

Game: Storks

Materials

Three large, but soft balls

Tape

Bible Truth Questions

Preparing the Game

1. Choose 20+ questions for your game from the Bible Truth Discussion Questions, or make up your own.
2. Write the Bible Truth questions on small thin strips of paper (or make a photocopy of the Bible Truth Discussion Questions and simply cut them into strips) and put them in the bag/bowl.

Playing the Game

Divide the children into two teams, each on opposite sides of the room, facing each other. One team is "The Hunters". The other team is "The Storks." The hunters have three balls and they are to stand about twenty feet away from the storks, who are lined up, similarly to ten bowling pins. Storks are to balance on one leg without leaning on anything. They can switch from leg to leg, but must not stand on both at the same time. Read a question to the hunters. If they get it right, then one of the hunters gets three chances (3 balls) to roll the ball at the storks FAIRLY GENTLY and try to get them to put their other foot down. The Hunters score as many points as storks who lost their balance and put their foot down. Sides get switched when all the Hunters have had a turn: or, when they have been stumped by a question.

Game continues as number of questions, time, and attention span allow.

Non-competitive Option

Set a target number of points for the whole group. Challenge the children to see how many turns it takes score the target number of points. Once the target has been reached, start the game over and see how many turns it takes to reach the target the second time.

Optional TAKING IT TO OTHERS Activity: Quiz Questions

Have the children choose a few of the questions from the game to ask the parents/other children during TAKING IT TO OTHERS time. Help pre-readers by whispering the question in their ear and letting them ask it aloud to the parents/other children. Make sure you read the Bible verse aloud before you ask your questions.

Directions:

1. Write words to song in large print before class.
2. Play the song for the children, helping them follow along on the song sheet.
3. Discuss the song, using a few questions from the discussion sheet. *Don't use them all!*
4. Introduce sign language for key words of your choice from sign language sheet for your song. Use as few or as many as you think the children can learn.
5. Sing and sign the song. Sign language as well as large format lyrics and sheet music are found in the PFI Unit Songbook or online.
6. If desired, play the Song Game.

Optional TAKING IT TO OTHERS Activity: Presenting and Singing the Song

1. Sing and sign the song, encouraging the watching children/parents to join in.
2. Ask the class some of the questions listed below. The Bible Truth Connection Question is particularly good to help them understand how the song ties in with the Bible Truth.

To God Be the Glory

Verse 1

To God be the glory, great things He hath done;
So loved He the world that He gave us His Son,
Who yielded His life an atonement for sin,
And opened the lifegate that all may go in.

O come to the Father, thro' Jesus the Son,
And give Him the glory,
Great things He hath done.

Refrain:

Praise the Lord, praise the Lord,
Let the earth hear His voice!
Praise the Lord, praise the Lord,
Let the people rejoice!

Verse 3

Great things He hath taught us,
great things He hath done;
And great our rejoicing thro' Jesus the Son'
But purer, and higher, and greater will be
Our wonder, our vict'ry, when Jesus we see.

Listen to it on PFI ESV Songs 12, Tracks 52,53

Understanding the Song

1. What great things has God done that we should glory Him? *He has sent His Son Jesus to be the Way for sinners to come to God.*
2. How did God show how much He loved the world? *He gave His very own Son to come and suffer a terrible death to pay for the sins of His people.*
3. What does "atonement" mean? *Making peace with someone after being enemies.*
4. What does it mean that Jesus yielded His life as an atonement for sin? *To yield one's life means to give it up. Jesus gave up His life to pay for the sins of His sinful people so that there would be peace between God and them.*
5. What is a lifegate? *A lifegate is a made up word that means the way to eternal life with God.*
6. *Who may have eternal life? All may go in. Anyone who turns from their sins and trusts in Jesus as the payment for their sins may be saved.*
7. *Why should the people rejoice and praise the Lord? Because Jesus has made the way to the Father.*
8. *How do we come to the Father? Through faith in Jesus the Son's payment for our sins.*
9. *What are the great things God has taught us and done? He has taught us what He is like, His amazing promises to save and bless God's people, and His great plans to bring glory to His name. He has saved His people through Jesus and done many other amazing things that display His marvelous self. He has put His Spirit in the heart of His people so they can know Him.*
10. *What do God's people rejoice about Jesus while they are still here on earth? They know He is their Savior. They have fellowship with Him in their hearts.*
11. *Why will their rejoicing be even greater in heaven when they see Jesus? Now God's people only know Him through His Spirit working in them and through reading about Him in the Bible. In heaven, they will see Jesus and know Him fully. They will see His glory. They will understand even more of the wonders of His magnificent plans that He fulfilled.*

Bible Truth Connection Question

1. How does this song relate to our Bible Truth: **God's People Delight in God's Glory?**

We give glory to God for giving us His Son to be the payment for sins. Sinners could never pay for their sins. Only by Jesus giving up His life in the place of sinners could there ever be a way for them to come to the Father.

Story Connection

1. How does this song relate to today's story? *Bill Cutts prayed each day that God would be glorified through his body. Everyone could see how weak his body was. If God gave him strength to serve the Monis in Irian Jaya, God would get the glory for the great things He had done through that weak body of him. God did use Bill Cutts to glorify Himself among the Monis, not just through giving strength to his weak body, but by telling him learn their language and share the good news of Jesus with them. Many were saved.*

Bible Verse Connection Question

1. What does this hymn have to do with our Bible Verse: **Psalm 66:1-3,5,8,16**: "Shout for joy to God, all the earth; sing the glory of his name; give to him glorious praise! Say to God, "How awesome are your deeds!...Come and see what God has done: he is awesome in his deeds toward the children of man... Bless our God, O peoples; let the sound of his praise be heard... Come and hear, all you who fear God, and I will tell what he has done for my soul."? *We are all sinners. We are unworthy of God's forgiveness. But God is faithful and just...and oh, so, merciful. He sent Jesus to save all who confess their sins to Him, turn away from their sins, and trust in Jesus as their Savior. God's people know that God has forgiven them and not through any easy way, but through the suffering and death of Jesus on the cross. When they think about how Jesus, the very Son of God, died to save them, they wonder at His glorious love and their own unworthiness.*

Life Application Questions

1. How can our lives be affected by the message of this song? *We can think about the great things God has done through Jesus. We can confess our sins to Him and trust in Him as Savior, if we have not. We can think about how each day we can bring glory to God by how we live.*

ACTS Questions

1. What is something we can praise God for from this hymn?

Praise God for being the Savior of His people..

2. What are sins we can confess to God from this hymn?

We confess that though we know what great things God has done for His people, many times we spend little time thinking about those great things or praising God for them.

3. What is something we can thank God for from this hymn?

We can thank God for opening the Lifegate through Jesus, so that sinners can be forgiven their sins and be saved (when they turn away from their sins and trust in Jesus as their Savior.)

4. What is something we can ask God for from this hymn?

That God would work in our hearts that we confess our sins, might turn from our sins and trust Jesus as our Savior. We can ask Him to help us remember the great things He has done and give Him glory because of them.

Gospel Question

1. Who is the lifegate through whom sinners can enter and have eternal life? What is the gospel?

God is the good Creator and King of the world. He made people to worship Him and live by His good laws. But we are all sinners who've rebelled against Him. We all deserve death--God's just, eternal punishment for our sins. How terrible! But God has good news for us. In His great mercy, God sent His Son, Jesus to earth as a man to save sinners. He lived the perfect life that pleases God. (He's the only one who's ever done that!) He offered it up to God His Father as the perfect sacrifice for sins when He suffered and died on the cross. Then, on the third day, Jesus rose from the dead in victory. He had fully paid for the sins of God's people, so they wouldn't have to! Now all who turn away from their sins and trust in Jesus as their Savior will receive forgiveness of sins and eternal life with God. They will be His very own special people who will know Him and enjoy Him forever. We can be God's people, too, if we turn from our sins and trust in Jesus as our own Savior.

Song Game: Mimic Me!

Materials

Sign Language

Song

Preparing the Game

None.

Playing the Game

1. Practice the song and signs until the children know them well. Choose a person to be the leader and let them decide upon an action for everyone to do as they sing the song, such as jump on one foot, etc.
2. Sing the song while doing the chosen action.
3. Select another child to be the leader.
4. If desired, you can choose a different action for different important words in the song, such as jump on one foot when you sing the word "grace", but clap your hands when you sing the word "Jesus". Ask the children the meaning of each of the words before adding in their action.

Game continues as number of questions, time, and attention span allow.

choose a FEW questions for discussion, then choose the game and/or music activity

Meditation Version: Psalm 66:1-3,5,8,16 ESV

"Shout for joy to God, all the earth; sing the glory of his name; give to him glorious praise! Say to God, "How awesome are your deeds!...Come and see what God has done: he is awesome in his deeds toward the children of man... Bless our God, O peoples; let the sound of his praise be heard... Come and hear, all you who fear God, and I will tell what he has done for my soul."

Alternate Memory Version: Psalm 66:1-2,5 ESV

"Shout for joy to God, all the earth; sing the glory of his name; give to him glorious praise!... Come and see what God has done: he is awesome in his deeds toward the children of man."

Understanding the Bible Verse

1. What should all the earth do? *Shout for joy to God; Sing the glory of His name; make His praise glorious.*
2. Who is all the earth? *All people.*
3. What does it mean to "sing the glory of His name?" *It means to sing about how great God is and what He has done.*
4. What should we say to God? *How awesome are His deeds.*
5. Who are the "children of man" to whom God has done such awesome deeds? *This is another way to say all people. It's not really a verse just about God doing good things to children, but to all people.*
6. What are some of God's awesome works in man's behalf? *Created them with a heart that can know and love Him; given them the Bible so they can know what He is like and how to please Him; most of all, sent Jesus to save them from their sins so that can be His people and live with Him forever.*
7. What does it mean to fear God? *To understand that He alone is God. He is perfectly holy. To want to love, honor and obey Him.*
8. Who fears God? *God's people.*
9. What is the writer of this Psalm going to tell God's people? *What He has done for "his soul"--for him.*

Bible Truth Connection Question

1. What does this verse have to do with the **Bible Truth: God's People Delight in God's Glory?** *God's People Delight in God's Glory. They want to tell others who have not heard about His awesome deeds. They want to tell each other what they have seen Him do in their lives. They want to do whatever they can to make His praise glorious, with their mouths and with their lives.*

Story Connection Questions

1. What does the verse have to do with our story? *Bill Cutts did not want to live anymore b/c his bent body kept him from doing the things he wanted to do. But when he became a Christian, God gave him joy and hope. Bill praised God for His great work of salvation through Jesus He had accomplished on his behalf. He asked that God would glorify Himself not just with a shout of joy, but even through his bent body.*

Life Application Questions

1. What are some things that God has done for His people? *Created them with a heart that can know and love Him; given them the Bible so they can know what He is like and how to please Him; sent Jesus to save them from their sins so that can be His people and live with Him forever; filled them with His Holy Spirit so that they can know Him in their hearts and so that He can help them love and obey God more and more.*
2. What is something the LORD has done for you? *Offered you salvation through Jesus by turning away from your sins and trusting in Jesus as your Savior.*

ACTS Questions

1. What is something we can praise God for from this Bible verse?

Praise God for being the Doer of Mighty Deeds on man's behalf.

2. What are sins we can confess to God from this Bible verse?

We confess that many times we do not shout for joy to the LORD. We forget how mighty His deeds are. We do not tell others about His mighty deeds, either.

3. What is something we can thank God for from this Bible verse?

We can thank God for the mighty deed of breaking the power of sin and death for His people through Jesus' life, death and resurrection from the dead.

4. What is something we can ask God for from this Bible verse?

We can ask God to work in our hearts that we would want to confess our sins, turn away from disobeying Him and trust in Jesus as our own Savior. We can ask Him to help us to learn and remember the mighty deeds He has done on man's behalf. We can ask Him to make us people full of joy and of His praise.

The Gospel

1. What is the greatest deed that God has done on behalf of sinful people like you and me? What is the good news of Jesus? What is the gospel

God is the good Creator and King of the world. He made people to worship Him and live by His good laws. But we are all sinners who've rebelled against Him. We all deserve death--God's just, eternal punishment for our sins. How terrible! But God has good news for us. In His great mercy, God sent His Son, Jesus to earth as a man to save sinners. He lived the perfect life that pleases God. (He's the only one who's ever done that!) He offered it up to God His Father as the perfect sacrifice for sins when He suffered and died on the cross. Then, on the third day, Jesus rose from the dead in victory. He had fully paid for the sins of God's people, so they wouldn't have to! Now all who turn away from their sins and trust in Jesus as their Savior will receive forgiveness of sins and eternal life with God. They will be His very own special people who will know Him and enjoy Him forever. We can be God's people, too, if we turn from our sins and trust in Jesus as our own Savior.

Game: Duck, Duck, Goose

Materials

Bible verse written up in large print so that all can see

Preparing the Game

None.

Learning the Verse

Some or all of your children may be non- or early readers. Teach the verse in sections, having them say it after you. Repeat a few times. Add clapping or other movement as they say it.

Directions

1. If desired, lead the children in a discussion of a **FEW** of the most important questions before beginning game.
2. Explain the game to them as follows:
Have the children sit in a circle, cross-legged on the floor. Choose a child to be "it". "It" will walk around behind the seated children, tapping each one on the head, the whole group recites the verse, saying one word for each head tap. The child whose head is the last one to be tapped must get up and chase "It", hoping to tag "It" before "It" can get around the circle and sit down in the open spot in the circle. If the child does tag "It" then he may take his place in the circle. If not, then the new child is "It." Repeat as frequently as desired.

Game continues until all children are out; or, as time and attention span allow.

Optional **TAKING IT TO OTHERS** Activity: Quiz Questions

Have the children choose a few of the questions from the game to ask the parents/other children during **TAKING IT TO OTHERS** time. Help pre-readers by whispering the question in their ear and letting them ask it aloud to the parents/other children. Make sure you read the Bible verse aloud before you ask your questions.

Directions:

1. Write words to song in large print before class.
2. Play the song for the children, helping them follow along on the song sheet.
3. Discuss the song, using a few questions from the discussion sheet. *Don't use them all!*
4. Introduce sign language for key words of your choice from sign language sheet for your song. Use as few or as many as you think the children can learn.
5. Sing and sign the song. Sign language as well as large format lyrics and sheet music are found in the PFI Unit Songbook or online.
6. If desired, play the Song Game.

Optional TAKING IT TO OTHERS Activity: Presenting and Singing the Song

1. Sing and sign the song, encouraging the watching children/parents to join in.
2. Ask the class some of the questions listed below. The Bible Truth Connection Question is particularly good to help them understand how the song ties in with the Bible Truth.

Shout with Joy to God

Shout! Shout! Shout with joy!
 Shout with joy to God, all the earth!
 Sing! Sing! Sing the glory!
 Sing the glory of His name!
 Say! Say! Say to God!
 Say to God, "How awesome are your deeds."
 Come, Come, Come and see,
 Come and see what God has done!
 I will tell you what He has done for me!
 Psalm Sixty-six, one through three, five, nine, sixteen.
 First Corinthians Chapter Ten, verse thirteen.

Listen to it on PFI ESV Songs 12, Track 54

Song Game: Word Take Away**Materials**

Sign Language Signs and Song
 White board and marker
 Eraser

Preparing the Game

1. Write the words to the song on a white board.

Playing the Game

1. After children have learned the song and signs well, then tell the children that you are going to leave out words from the song (that you've learned signs for) and just do the sign in its place.
2. Have the children help you choose a word to take out. Erase the word from the board. Review the sign the for erased word.
3. Sing the song, trying to remember to NOT sing the word and do only the sign.
4. Continue to take out words until all of the words (with signs) have been taken out.

Game continues as number of questions, time, and attention span allow.

STORY REVIEW

Directions: Read and discuss Bible Truth, using a FEW of the questions. Play game. Feel free to modify the game to fit your children.

General Story Questions

1. Why didn't Bill want to go out to recess? *The other children made fun of him. There was nothing he could do because of his bent body.*
2. What did the teachers do to Bill that was unkind? *Didn't let him take part in the school parade and other events.*
3. What did Bill want to do, like the other young men, when the war broke out? *Enlist as a soldier.*
4. Why wasn't Bill allowed to be a soldier? *Couldn't pass the doctor's exam.*
5. Why did Bill not want to live anymore? *He didn't think he was of any use because of his bent body.*
6. What did Bill first pray to God about? *To help him know Him, if He was real.*
7. How did God answer Bill's prayer to know Him? *He led him to go to a church where he would hear the good news of Jesus.*
8. How did Bill see God's glory reflected in the people at the church? *They loved him, they loved each other, they loved to praise God and wanted to know more about Him. They lived lives that pleased Him.*
9. What was different about Bill when he became a Christian? *God gave him joy and hope. He wanted God to be glorified especially through his bent body.*
10. Why did the mission board first turn down Bill's application to be a missionary? *They didn't think his body could survive on the mission field.*
11. Why didn't Bill give up after the mission board rejected him? *He felt sure that God wanted him to go.*
12. Where did Bill go as a missionary and what was so hard for him about that place? *Irian Jaya. No roads, only muddy trails; often no bridges across the rivers. These would have been very hard for him b/c of his crippled body.*
13. What did Bill and the other missionaries translate for the Moni people? *The Bible into their own language.*
14. How did God glorify Himself through Bill's body? *He showed the Moni's that He was powerful enough to give a crippled man strength to survive there. He showed how great His love was for them in Bill's great sacrifices he endured to make sure the Moni's heard about Jesus.*

Bible Truth Connection Questions

1. What does this story have to do with our **Bible Truth: God's People Delight in God's Glory?** *Bill Cutts prayed that God would use his very weak body to bring the greatest glory to His name.*

Life Application Questions

1. Are there still places in the world that need to hear about Jesus? *Yes!*
2. Why is it so important that Christians tell others about Jesus? How will they be saved from the punishment that they rightly deserve for their sins if no one tells them? *And, because Jesus commanded His people to go into every part of the world and tell them about salvation through Him. Also, because God has planned for His people to be from every people on earth. Spreading the good news of Jesus brings honor and glory to God's great name.*
3. How can God's people be encouraged by Bill Cutts' story? *God chose to glorify Himself greatly through Bill Cutt's' weakness. He can glorify Himself through their weaknesses, too.*
4. How can we become God's people? *By turning away from our sins and trusting in Jesus as our Savior.*

Bible Verse Connection Question

1. What does the story have to do with our **Bible Verse: Psalm 66:1-3,5,8,16:** "Shout for joy to God, all the earth; sing the glory of his name; give to him glorious praise! Say to God, "How awesome are your deeds!...Come and see what God has done: he is awesome in his deeds toward the children of man.... Bless our God, O peoples; let the sound of his praise be heard... Come and hear, all you who fear God, and I will tell what he has done for my soul."? *Bill Cutts did not want to live anymore because his bent body kept him from doing the things he wanted to do. But when he became a Christian, God gave him joy and hope. Bill praised God for His great work of salvation through Jesus He had accomplished on his behalf. He asked that God would glorify Himself not just with a shout of joy, but even through his bent body.*

ACTS Questions

1. What is something we can praise God for being that we learned in our story? *Praise God for being the Maker of all things in His people's lives for their good and His glory.*
2. What is something we can confess as sin that we learned in our story? *Confess that many times we just feel sorry for ourselves when there is something we are unable to do like others, instead of asking God to use it for His glory.*
3. What is something we can thank God for that we learned in our story? *We can thank God for using even the weaknesses of His people to do great and glorious things for Him.*
4. What is something we can ask God for that we learned in our story?
We can ask God to work in our hearts, helping us to confess our sins, turn away from them and trust Jesus as our own Savior. We can ask Him to use all of our weaknesses—as well as any strengths—for our good and His glory.

The Gospel

1. What was the good news of Jesus that Bill Cutts believed and told to the Monis? What is the gospel?
God is the good Creator and King of the world. He made people to worship Him and live by His good laws. But we are all sinners who've rebelled against Him. We all deserve death--God's just, eternal punishment for our sins. How terrible! But God has good news for us. In His great mercy, God sent His Son, Jesus to earth as a man to save sinners. He lived the perfect life that pleases God. (He's the only one who's ever done that!) He offered it up to God His Father as the perfect sacrifice for sins when He suffered and died on the cross. Then, on the third day, Jesus rose from the dead in victory. He had fully paid for the sins of God's people, so they wouldn't have to! Now all who turn away from their sins and trust in Jesus as their Savior will receive forgiveness of sins and eternal life with God. They will be His very own special people who will know Him and enjoy Him forever. We can be God's people, too, if we turn from our sins and trust in Jesus as our own Savior.

Game: Windsock Wall Ball

Materials

Small ball such as a tennis ball, Nerf or foam ball
 The bottom half of a pantyhose leg
 16 sheets of variously colored construction paper
 Paper and marker
 Masking Tape
 Story Review Questions or other story review questions

Preparing the Game

1. Choose 20+ questions for your game from the Story Review Discussion Questions, or make up your own.
2. Make a windsock ball by placing the ball in the pantyhose leg and tying a knot right above the ball.
3. Choose three different point values for questions and write each value on three sheets of the construction paper. On the last four sheets draw a question mark shape. Tape these sheets of paper to the wall (or on the floor, if no wall is available) in the shape of a square, mixing up all of the point values. Make a shooting line with the masking tape.

Playing the Game

Divide the children into two teams and have them line up at the throw line. Ask a child from Team A to come up to the throw line. Hand him the windsock ball and let him throw it at the point cards on the wall. If he hits a point value, then the leader reads a Story Review question to his team. If they answer it correctly, they get the points. If not, then Team B can get the points for a correct answer. If he hits a star instead of a point value, then Team B gets to think up a question to ask Team A. If Team A gets it right, then they get double the highest point value on the board. If Team B stumps them—and can answer the question, themselves—then THEY get the double point value.

Play then resumes as the first player for Team B throws the windsock ball. Read him one of the statements and ask him to give his answer: true, false, not in the story by throwing the ball into the basket with the right answer card on it. If correct, then he scores 2 points for his team. If incorrect or accidentally goes into the wrong basket, the statement is read to the first person in line for the other team. If he tosses the ball into the right basket, then he scores one point for his team.

Play continues until everyone gets a chance to toss the windsock ball, as Story Review questions last; or, as time and attention span allow.

Non-competitive Option

Don't split into teams. Have the children take turns throwing the ball and answering the questions together. Tally up the points as a group number.

Optional **TAKING IT TO OTHERS** Activity: Quiz Questions

Have the children choose a few of the questions from the game to ask the parents/other children during **TAKING IT TO OTHERS** time. Help pre-readers by whispering the question in their ear and letting them ask it aloud to the parents/other children.

CASE REPLAY ACTIVITIES

Use this guide to review the Case Story and act it out for others to enjoy!

CASE REPLAY, JR: YOUNGEST CHILDREN

Description: The children will act out the story together, everyone doing the same action/sound effect at the same time. This activity is most suitable for kindergarteners.

Materials

The Case RePlay, Jr. script for younger children

Preparation

1. Read through the script and write in the blanks along the side possible actions/sound effects the children could do to act it out.

Instructions

1. Tell the children that they will be re-enacting the story together as you tell it.
2. As you read the script, lead the children in actions/sound effects to do with you.
3. If desired, you can read the script and stop at certain sentences and ask them what a good action/sound effect would be to act out what you just read.
4. Repeat the re-enactment one or two times more.

CASE REPLAY, SR: OLDER CHILDREN

Description: The children act out the story as a three-scene play. You will narrate it using the Case RePlay, Sr. script and they will act it out (no spoken words, for the most part), with each child assuming a different character's role. This activity is most suitable for first grade and up. You will review the story, then practice it a few times before performing it for others.

Materials

The Case RePlay, Sr. script
White board or other large format paper
Costumes and props

Preparation

1. Prepare for the play by choosing costumes and props for each character in the story. Decorate the area with any scenery props.
2. Write the words "Beginning," "Middle," "End" on a large piece of paper/whiteboard with plenty of space under each heading. You will use this paper to help the children think about the story as a three-scene play, as it is presented in the script.

Instructions

1. Tell the children that they will get to act out the story as a three-scene play, with a beginning, middle and end section. Tell them that before they can act it out, they need to think it out. as you narrate it with your script.
2. Take the children's answers as they recount the story, helping them put key incidents in the right order.
3. If desired, when they have filled in their Beginning, Middle, End, read through your whole (real) script, so they hear exactly what you will have them act out.
4. Then tell the children that it's time to practice acting out the story.
5. Assign parts to each child. If you are using costumes, do NOT give them out at this point. They will be a distraction.
6. Have all the children sit on the floor or in chairs on one side of the "stage," then call the characters up in place as their part in the story comes.
7. As you read the script, guide the children in where you want them to move or do to act it out.
8. After going through the whole script once, give out any costumes and props and act out the script once or twice more.

Optional TAKING IT TO OTHERS Activity: Re-enacting the Story

Read the script as the children act out together (younger) or assuming different roles (older) as the other children or the parents watch.

CASE REPLAY, JR--YOUNGER KIDS (KINDERGARTEN) P.2

“Welcome to our play! The name of our story is called: The Case of the Bent-Bodied Boy.

Our story takes place in the early 1940’s and 50’s in America and in Irian Jaya.

And now we present: “The Case of the Bent-Bodied Boy.”

Scene 1:

Actions:

As the school bell rang, the students were dismissed to play outside. Using his cane, Bill Cutts slowly gets up and limps out to the playground, dreading what would happen to him. The other children make fun of his crooked back, deformed head and bad eye. They won’t play with him. Even the teachers keep him from taking part in the school parade and some other events. When war breaks out, Bill Cutts tries to join the army like all the other young men, but he can’t pass the physical exam. Bill gets very sad and doesn’t want to live any more. He begins to pray to God to show him if He is real.

Scene 2:

God answers Bill’s prayers. One day, on a walk with his niece, Bill sees to a church and decides to visit it. The people are very friendly to him. Bill sees how they love each other. He hears the good news of Jesus for the first time. Bill keeps on going to church and becomes a Christian. God works amazing changes in Bill’s heart. Bill asks that God would glorify Himself through his bent body. Bill believes that God wants him to be a missionary, but after his doctor’s exam, the mission board rejects him. They don’t think his bent body could survive on the mission field. Bill still believes God wants him to go. He keeps on praying and talking with the Mission Board. At last, they change their mind and send him to Irian Jaya to work with the Moni people.

Scene 3

Life is very hard in Irian Jaya, especially for a man with a bent body like Bill’s. There is no electricity or running water. He must limp through thick jungles and along difficult trails--sometimes he travelled through mud up to his waist! There are huge bugs. The people are fierce warriors. Bill and the other missionaries learn the Moni language and write down the Bible in their language. They tell the Monis the good news of Jesus. God uses Bill to reflect His glory to the Monis. Anyone who would suffer so much to tell them about Jesus must be telling the truth. They begin want to hear more about Jesus. They become Christians by the hundreds. Bill Cutts stayed in Irian Jaya about forty more years, glorifying God through his bent body and telling more people about Jesus.

Bible Truth Tie-In:

“The Bible Truth we are learning is: **God’s People Delight in God’s Glory.** Bill Cutts asked for God to make special use of his bent body to glorify Him. He answered Bill’s prayer by using him especially with the Moni people of Irian Jaya. They saw how he suffered to bring the good news of Jesus to them and wanted to know more.”

CASE REPLAY, SR--OLDER KIDS (1ST GRADE AND UP) P.3

"Welcome to our play! The name of our story is called: The Case of the Bent-Bodied Boy.

Our story takes place in the early 1940's and 50's in America and in Irian Jaya.

The characters in our story are: Bill Cutts, Children, Teachers, Doctor, Other young men, Niece, Church people, Pastor, Mission Board, Missionaries in Irian Jaya, Moni people

And now we present: "The Case of the Bent-Bodied Boy."

Scene 1: (Beginning)

As the school bell rang, the students were dismissed to play outside. Using his cane, Bill Cutts slowly gets up and limps out to the playground, dreading what would happen to him. The other children make fun of his crooked back, deformed head and bad eye. They won't play with him. Even the teachers keep him from taking part in the school parade and some other events. When war breaks out, Bill Cutts tries to join the army like all the other young men, but he can't pass the physical exam. Bill gets very sad and doesn't want to live any more. He begins to pray to God to show him if He is real.

Scene 2:

God answers Bill's prayers. One day, on a walk with his niece, Bill sees to a church and decides to visit it. The people are very friendly to him. Bill sees how they love each other. He hears the good news of Jesus for the first time. Bill keeps on going to church and becomes a Christian. God works amazing changes in Bill's heart. Bill asks that God would glorify Himself through his bent body. Bill believes that God wants him to be a missionary, but after his doctor's exam, the mission board rejects him. They don't think his bent body could survive on the mission field. Bill still believes God wants him to go. He keeps on praying and talking with the Mission Board. At last, they change their mind and send him to Irian Jaya to work with the Moni people.

Scene 3

Life is very hard in Irian Jaya, especially for a man with a bent body like Bill's. There is no electricity or running water. He must limp through thick jungles and along difficult trails--sometimes he travelled through mud up to his waist! There are huge bugs. The people are fierce warriors. Bill and the other missionaries learn the Moni language and write down the Bible in their language. They tell the Monis the good news of Jesus. God uses Bill to reflect His glory to the Monis. Anyone who would suffer so much to tell them about Jesus must be telling the truth. They begin want to hear more about Jesus. They become Christians by the hundreds. Bill Cutts stayed in Irian Jaya about forty more years, glorifying God through his bent body and telling more people about Jesus.

Bible Truth Tie-In:

"The Bible Truth we are learning is: **God's People Delight in God's**

Glorify. Bill Cutts asked for God to make special use of his bent body to glorify Him. He answered Bill's prayer by using him especially with the Moni people of Irian Jaya. They saw how he suffered to bring the good news of Jesus to them and wanted to know more."

Moni Land of Jungles, Mountains, Bugs and Mud

Description

The children will make a paper plate backdrop of jungles, mountains, bugs and mud for their tongue depressor/ popsicle stick Bill Cutts to walk through.

Materials

- 1 Sturdy "Chinet" type dinner plate per craft
- 1 tongue depressor (wide popsicle stick) or regular popsicle stick per child
- Set of pictures
- Glue sticks
- Scissors
- Markers, colored pencils or crayons
- Pens, pencils or thin tipped markers

Preparing the Craft

1. Print out a set of pictures per craft. For younger children, you may want to go ahead and cut these out.
2. Cut a slit across the middle of each paper plate. This is where the puppet will be inserted.
3. Set out other supplies.
4. Make a sample for the children to see.

Making the Craft

1. Show children your sample.
2. Have the children use the markers, etc. to decorate the pictures then glue them in place with the glue sticks.
3. They can make "mud" by drawing in a section brown with the markers.
4. Have the children use the thin markers/pens/pencils to put a face and clothes, etc. on Bill Cutts.
5. Insert the bottom end of the popsicle stick through the slot. From the back of the poster board, the children can slide Bill Cutts around the mud, over the mountains, away from the bugs, etc.

Making a Bible Truth Connection

Once the children have settled into their craft, use the Bible Truth- Craft Connection Sheet to lead discussion about the craft. Note that most of these questions echo the questions on the case board, providing a review of what the children learned earlier.

Optional TAKING IT TO OTHERS Activity: Craft Presentation

If you are presenting the craft to other children or parents the children can hold up their crafts (or your model craft) and read their Bible Truth Connection answers to explain the importance of the craft.

CASE CRAFT**Discussion Guide****Instructions:**

As the children are settled into making their craft, ask them these questions to help them understand the craft's significance. Use the answers provided to guide the children's answers.

Discussion Questions

1. Why did the Mission Board not want to make Bill Cutts an overseas missionary? Where did the Mission Board finally send Bill Cutts?

They felt his body couldn't survive the hard conditions of the work of a missionary. They send him to Irian Jaya.

2. To what group of people did Bill go to tell about Jesus? What was their land like?

The Moni people. Their land was filled with jungles, mountains, difficult muddy trails and big bugs!

3. How did God use Bill's body and the difficult land to glorify Himself among the Moni people?

They wanted to listen to what Bill had to say because he suffered so much to tell it to them. Surely it must be true, if he was willing to go through so much.

4. What is Bible Truth that we are learning?

God's People Delight in God's Glory.

5. What does our craft have to do with our Bible Truth?

Bill Cutts delighted in God's glory. He was glad that the Lord would even use his hurt body to help others know the Lord.

6. What can our craft help us remember?

No one is too bad to be forgiven their sins by God through Jesus!

TAKING IT TO OTHERS**Craft Presentation****Instructions:**

Have children hold up your model craft/their crafts. Choose five children (or you say) the five sections below to explain the craft's importance.

Presentation:

1. Our craft is: Moni Land of Jungles, Mountains, Bugs and Mud.


2. In Irian Jaya, the Lord used Bill Cutts' bent body to help the Moni people believe the good news of Jesus when he came to live in their land of jungles, mountains, bugs and mud because why else would a man with such a hurt body try to live in a land like theirs unless his message was true.

3. Our Bible Truth is: God's People Delight in God's Glory.






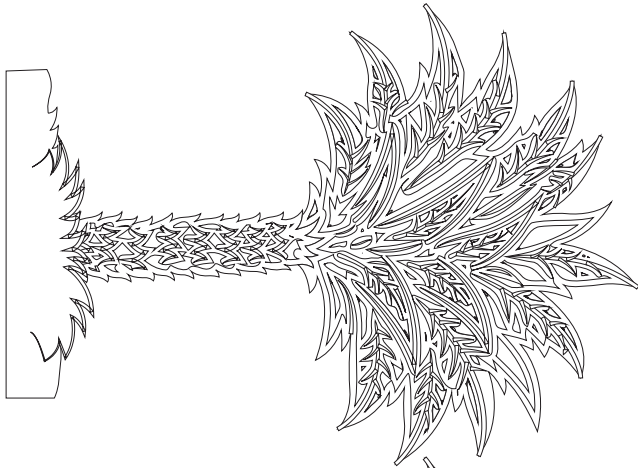
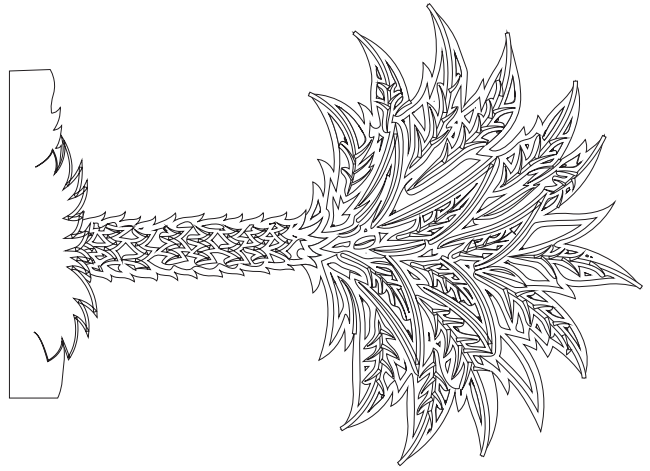
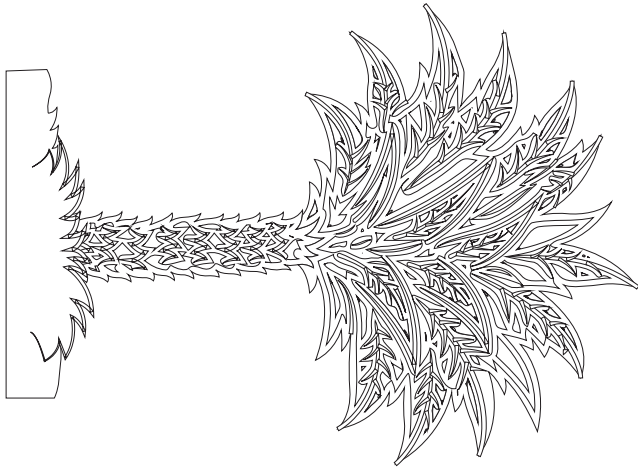
4. Bill Cutts delighted in God's glory. He was glad that the Lord would even use his hurt body to help others know the Lord.

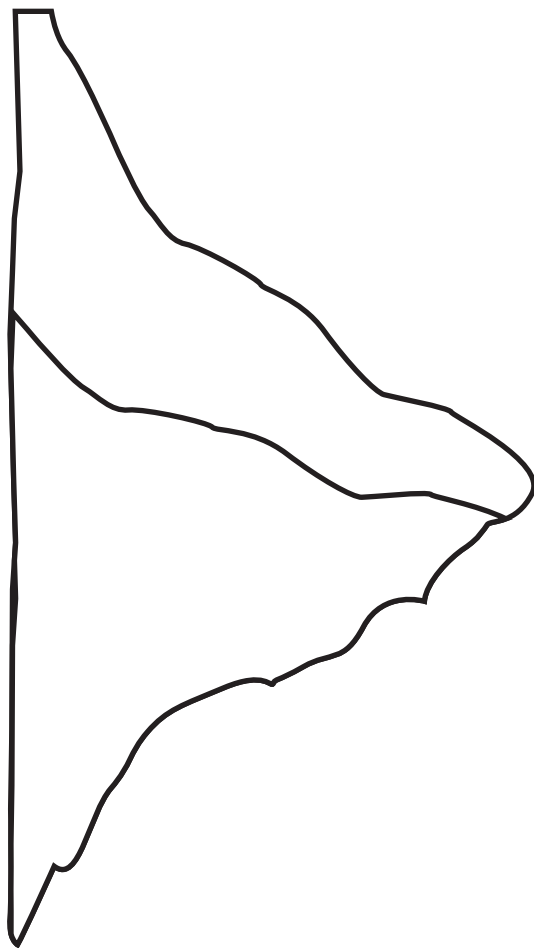
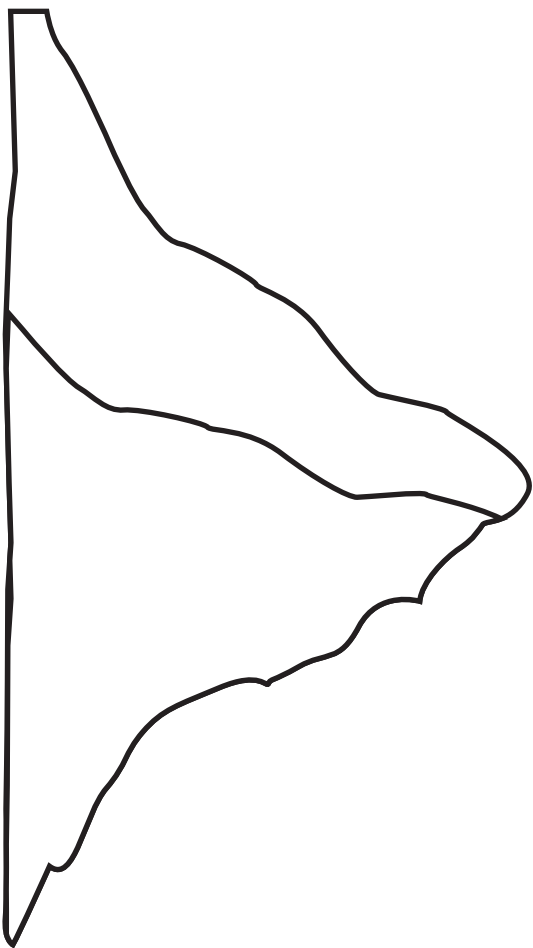
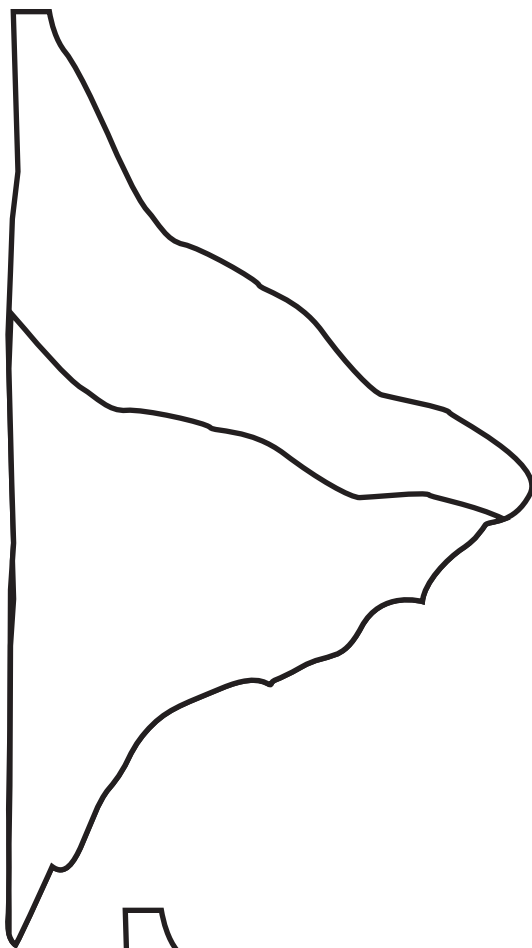
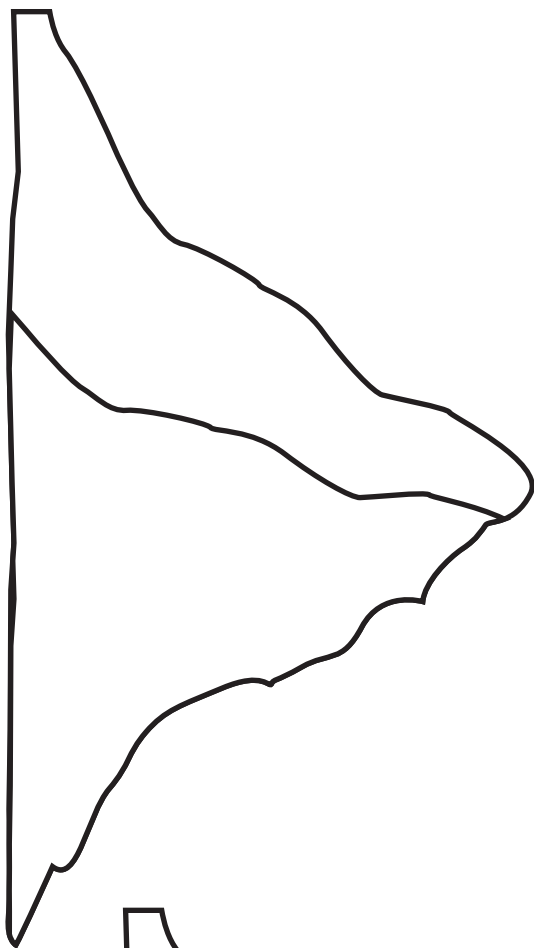
5. Our craft can help us remember that God uses the weaknesses of His people as well as their strengths to bring glory to His name. And often, He uses their weaknesses MORE than their strengths.

Note: Even non-readers can participate in presenting the craft, if you will whisper what they are to say in their ear and let them say it aloud for the others to hear.



[Free Vectors via www.Vecteezy.com](http://www.Vecteezy.com/)





BEFORE CLASS:**1. PICK YOUR PERSON**

VIPPs can be anyone in your church! Typically, they fall into 6 categories: Church staff, Elders, Deacons/deaconesses, Special Volunteers (people who aren't paid, but spend a lot of time helping out in particular ways), Supported Workers (aka missionaries), and Church Members.

2. GATHER YOUR FACTS

Use the VIPP Information Sheet to write down the facts about your VIPP. The information on this worksheet is used in the VIPP activities, listed in the "Choose an Activity" section below.

DURING THE ACTIVITY:**1. INTRODUCE YOUR VIPP**

Introduce your VIPP to the children, using the VIPP Information Sheet. Fill in a set of VIPP Clue Cards with the information for your VIPP. If desired, you can even have the actual person come into class for the children to meet.

Need help describing what someone does for the church in a kid-friendly way? Check out the list of common VIPPs on the Praise Factory website in the PFI resources. There are lots of kid-friendly descriptions for common VIPP's, such as pastors, elders, deacons and a lot more.

2. PRAY!

Lead the children in praying for the VIPP. Ask the children if they would like to pray for one of the VIPPs prayer requests. Even non-readers can pray for the VIPP if you whisper the prayer request in their ear, then let them say it aloud. Never force a child to pray!

3. CHOOSE AN ACTIVITY

There are two activities you can use to help the children learn about the VIPP:

VIPP Clue Cards: These are nine coloring sheets in which children fill in the nine things they learn about the VIPP from the VIPP Information Sheet. Photocopy a set of each child. Use as few or as many of these Clue Cards as you desire. They are found in the back of this book.

VIPP Game: This is a game that uses a set of Clue Cards for one or two VIPPs.

Choose a VIPP and fill in his/her information on the VIPP Information Sheet. Fill in a set of VIPP Clue Cards with the information for your VIPP. Tell the children about the VIPP, having them fill in the VIPP Clue Cards with the key facts as they learn them. Write any words the children need to write on a white-board or other piece of paper so they can see how to spell them. Help younger children write these words on their clue cards. Ideas for how to tell the children about many common VIPPs are listed at praisefactory.org with the resources for this Bible Truth.

Optional TAKING IT TO OTHERS Activity: Introduce and Pray for the VIPP

If you are presenting the VIPP to other children or parents you can assign children to hold up the 10 clue cards and say what each card tells about the VIPP. (Or, you can have the children hold them up as you tell what each one means.) Then lead the children in praying for the VIPP.

Game: Beanbag Toss In

Materials

Information for one VIPP

2 Sets of Clue Cards

8 Letter-sized Envelopes or folders

Bean Bag(s), one per child

Tape

Preparing the Game

1. Fill in one set of clue sheets for the VIPP you are using.
2. Tape the other (blank) set of Clue Cards to the outside of the manilla envelopes.
3. Put the filled-in clue cards in the corresponding envelope.
4. Tape each down to the floor, fairly close together.

Playing the Game

Reveal: Tell the children about the VIPP, showing them your filled-in clue cards as you tell about them.

Review: At your signal, have the children take toss their bean bags onto the envelopes. Then one that has the most bean bags on it./near it is the one you will open. (The children may have fun taking turns designating one as the target before tossing.) The teacher (or the child) tells the Clue Card category. The other children try to remember what the VIPP's answer was. Open it up and see if they got it right. If they did, the Clue Card is retired. If not, it can be added back into the Clue Cards to be tossed at.

VIPP INFORMATION SHEET

VIPP NAME:

WHAT VIPP LOOKS LIKE

Man or Woman? _____

Hair color? _____

Eye color? _____

FAVORITE ANIMAL

FAVORITE FOOD

FAVORITE FREE TIME ACTIVITY

WHAT VIPP DOES DURING WEEK

VIPP GROUP OF SERVICE:

Church Member

Deacon

Elder

Church Staff

Special Volunteer

Supported Worker
(Missionary)

3 WAYS VIPP SERVES CHURCH

3 WAYS TO PRAY FOR THE VIPP

BIBLE TRUTH 14, LESSON 3: PLANNER/OVERVIEW

GETTING STARTED: Welcome and Opening Songs (*introduce unit and get kids moving with these songs*)

Welcome to Praise Factory: PFI: Praise Factory Investigators Theme Song *PFI ESV Songs 12, Track 1*

Rules to Help Us Worship God and Love One Another: WoGoLOA Classroom Rules Song
PFI ESV Songs 12, Track 2

Big Question Under Investigation: Big Question 12 Songs *PFI ESV Songs 12, Tracks 3,4*

Big Question Bible Verse: Ephesians 5:1-2 Song: *PFI ESV Songs 12, Track 5*
Extra Bible Verse Song: Let Everyone Who Names the Name: 2 Timothy 2:19,22, ESV PFI ESV Songs 12, Track 6

DIGGING DEEP DOWN: Key Concept and Story (*introduce the Bible Truth and tell the related story*)

Bible Truth 14: God's People Delight in God's Glory

Bible Truth Hymn: To God Be the Glory, vs.1,3 *PFI ESV Songs 12, Tracks 52,53*

Bible Verse: Psalm 66:1-3,5,8,16

Bible Verse Song: Shout with Joy to God *PFI ESV Songs 12, Track 54*
Extra Bible Verse: I Will Bless the LORD, Psalm 34:1,3,8,10, ESV PFI ESV Songs 12, Track 55

Lesson 3 New Testament Story: The Case of the Slandered Servant *Acts 6-7*

TAKING ACTION: Response Activities (*choose from among these activities*)

Snack and Discussion Planner: The Glory of God in the Face of Stephen

ACTS Prayer: Prayer Sheet

Bible Truth Review: Discussion Questions and Game: Silly Grand March

Bible Truth Hymn: To God Be the Glory, vs.1,3 *PFI ESV Songs 12, Tracks 52,53*
Song, Sign Language and Song Game: Big Voice, Little Voice **PFI ESV SONGS 12 BOOK or ONLINE**

Bible Verse Review: Psalm 66:1-3,5,8,16 Discussion Sheet and Game: Mr. Freezie Ball

Bible Verse Song: Shout with Joy to God *PFI ESV Songs 12, Track 54*
Song, Sign Language and Song Game: Sign It, Say It, What Does It Mean? **PFI ESV SONGS 12 BOOK or ONLINE**

Story Review: Discussion Questions and Game: Obstacle Course Quiz

Case Replay, Jr: Drama Activity for Youngest Children (children do same story actions together)

Case Replay, Sr: Drama Activity for Most Children (children re-tell story with individual parts)

Craft: Food for the Poor Widows in the Church

VIPP (Very Important Prayer Person) Prayer Time: Coloring Sheets (back of book) & Game: Hot and Cold Hide

TAKING IT HOME: Take Home Sheet for Review and Family Devotions

PFI Pronto: Bible Truth 14, Lesson 3 **PFI ESV PRONTOS 12 BOOK or ONLINE**

The Case of the Slandered Servant Acts 6-7

by Connie Dever

Our story is: The Case of the Slandered Servant.

As you listen to the story, see if you can figure out:

- 1. Who was the Slandered Servant and why were they spreading lies about him?**
- 2. How did glorify God even though he was slandered?**

This story takes place in New Testament times, not long after Jesus died on the cross and rose from the dead.

An old widow slowly made her way down the streets of Jerusalem to the place where the Christians gathered. With no husband or children to care for her needs, she had no one to take care of her. If she hadn't become a Christian, she could have gone to the Temple and received help from the Jews. But ever since she had become a believer in Jesus, she had lost their help. No. She would be out on the streets begging for bread or for money if it weren't for the generosity of the other believers. They gave money to provide food each day for this widow and many others.

The church appointed seven men--Stephen, Philip, Procorus, Nicanor, Timon, Parmenas, and Nicolas--as deacons to take care of the needs of these widows. Each day, with gentleness and kindness, these man bought food and served it to these widows. All seven of these men loved God and glorified Him with their lives, but Stephen stood out above them all.

Taking care of the needs of those widows was a huge job, but Stephen did a lot more than just that. Stephen loved to share the good news of Jesus. He wanted more and more people to praise God and give him glory because of Jesus. So Stephen went to the Jewish synagogues, as well as out into the streets, and shared the gospel with all who would listen.

God worked powerfully through Stephen. He helped him boldly tell about Jesus and He did amazing miracles through Stephen, too, as proof that Jesus really was the Savior. Many people listened, saw what God did through Stephen and trusted in Jesus as their Savior. Stephen was so pleased that God was being glorified through him. Nothing was more important to him than that!

But while many listened to Stephen and believed in

Jesus, many others listened and did not believe! Many Jews were furious at what Stephen taught. "Jesus is not the Messiah sent to save us and we will prove it to you from the Bible!" they declared. But no matter why arguments they came up with, God gave Stephen wisdom to prove them wrong. Not even the smartest teacher could ever win against Stephen!

This only made those Jews even more furious. "Perhaps we can't argue as well as Stephen, but we maybe can get rid of him another way. Let's get some bad men to tell lies about him and get him in big trouble with the Jewish leaders," they plotted. "They might even have him killed."

Their plan worked! As lies about Stephen spread through Jerusalem, the Jews became angrier and angrier. "Something must be done about this man!" the Jewish leaders said. "Seize him and bring him to us!" they ordered. Before long, Stephen was dragged to the Temple courts and set in front of the Supreme Sanhedrin, the most important Jewish court in Israel. Here, Stephen's fate would be decided.

Stephen stood in the middle of the Council Chamber. The seventy-one Pharisees and chief priests of the Supreme Sanhedrin sat on one side of room and their students and other Jews sat on the other side. They called one witness after another to speak against Stephen.

"He spoke against the name of the LORD," one said. "He said Jesus would destroy our Temple!" another said. "I heard him say that Jesus would do away with the customs Moses handed down to us," yet another said.

The men in the Council Chamber looked very

Story-telling Tips

Ahead of time:

1. Read the Bible verses and story. Pray!
2. Create story cue cards on index cards (or highlight text).
3. Practice telling story dramatically, timing your presentation. Shorten, if necessary to fit your allotted time.
4. Decorate area with story props that help bring your story alive.

During your presentation:

1. Maintain as much eye contact as possible as you tell the story. Point to/use props at important points in the story. Include the kids in your story with a few questions about what they think will happen or words/concepts that might be new to them.
2. Watch the kids for signs that their attention span has been reached. Shorten, if necessary.

concerned. These were very serious charges. If Stephen couldn't prove they were lies, he would face death by stoning. Stephen knew this, but he didn't panic. He delighted in God's glory. He felt certain that God had called him to testify to these important Jews about Jesus. He knew the more he trusted in Jesus even as he faced death, the more God would be glorified. There was nothing more important to Stephen than this.

Now all eyes turned towards Stephen, What would he say and do? But even before Stephen had spoken one word, the Lord was already glorifying Himself through Stephen. The Bible tells us that Stephen's face seemed to radiate God's glory, like the face of an angel.

The high priest came forward and said, "You've heard these witnesses. Are these things true?"

"My fellow Jews, listen to me!" Stephen said. "Long ago the LORD gave us this land, His laws and the Temple that we might love and serve Him. Through the prophets He urged us to turn away from our sins and to look forward to the Messiah who would save us. But our people sinned against the LORD and resisted His Holy Spirit. Now you are acting just like them! You have betrayed and murdered Jesus, the Messiah! Even now you're disobeying His laws and rejecting the good news of salvation through Jesus!"

Stephen's words only made the Jewish leaders more furious. But Stephen, full of the Holy Spirit, looked up to heaven and saw the glory of God and Jesus. "Look," he said, "I see Jesus in heaven, standing before God in the place of highest honor!"

This was more than the Jewish leaders could stand! Stephen was saying that Jesus was God. This was blasphemy! He must be silenced! He must be put to death!

"They covered their ears and started yelling loudly. They wanted to drown out Stephen's praise of Jesus. They grabbed Stephen and dragged him outside of Jerusalem. Then they did what they always did to people who dishonored God's name--they threw stones at him to kill him!

How did Stephen take this undeserved punishment? Did he yell back angry, hateful words at them, or plead with them to stop? No, he didn't. Stephen was a man who delighted in God's glory. He knew God was calling

him to die for the honor of Jesus' name. He knew that the more courageously and willingly he endured this suffering for Jesus, the more God would be glorified.

Amidst that deadly shower of stones, Stephen prayed: "Lord Jesus, receive my spirit." Then he fell down to his knees and cried: "Lord, do not hold this sin against them." And with those words, he died. Nothing—not even life, itself—was more important to Stephen than the glory of God.

Cracking the Case:

It's time to answer our Case Questions.

- 1. Who was the Slandered Servant and why were lies being spread about him?** Stephen. Angry Jews were trying to get rid of Stephen for preaching that Jesus was God's Son, the Messiah, come to save God's people.
- 2. How did glorify God even though he was slandered?** He proved from the Bible that Jesus was the Savior. He didn't stop preaching, even when he faced death. He trusted God with his life and even forgave his enemies as they were killing him.

Something For You and Me

Our Bible Truth is:

God's People Delight in God's Glory

Our Bible Verse is: Psalm 66:1-3,5,8,16

"Shout for joy to God, all the earth; sing the glory of his name; give to him glorious praise! Say to God, "How awesome are your deeds!...Come and see what God has done: he is awesome in his deeds toward the children of man... Bless our God, O peoples; let the sound of his praise be heard... Come and hear, all you who fear God, and I will tell what he has done for my soul."

What about God's people today? What is God calling them to do? Like Stephen, He is calling them to selflessly care for others. Like Stephen, He is calling them to tell new people about salvation through Jesus. And though many of God's people may never face dying for their faith like Stephen did, all will know some kind of sadness or pain from others who reject the good news of salvation through Jesus.

Whatever God calls His people to do, they can know that they are all opportunities to serve Him and others; to serve Him and others, but best of all, they are

opportunities to glorify God by reflecting His good ways to the world.

Let's praise God for the perfectly glorious way He is and the perfectly glorious things He does. Let's ask Him to help us to turn away from our sins and trust in Jesus as our Savior. Let's ask Him to fill us with His Holy Spirit and make us people who daily delight to live our lives so as to bring glory to Him in all we do.

Close in prayer.

Closing ACTS Prayer

A God, we praise You for being worthy of all glory and honor.

C God, we confess that many times we don't think about glorifying God with our lives as Stephen did. Many times we think only about making a big deal about ourselves so others will think about us.. Many times we choose to not do things that might glorify You, but would be hard or no fun to do. We deserve Your punishment! We need a Savior!

T God, we thank You for sustaining Your people through even the hardest kinds of sufferings so that they glorify You as You and they want to.

S God, work in our hearts! Help us turn away from our sins and trust in Jesus as our Savior. Fill us with Your Holy Spirit and make us people who daily delight to live our lives to bring You glory in all we do.

Special Words

Slander: Telling others lies about someone else to make others think badly of them.

Widow: A woman who was married whose husband has died.

Deacon: A person in a local church who has been called by God to special service of the church.

Synagogue: A local worship house for Jews where the LORD was worshipped and the Bible was preached.

Chief Priests: The most important Jewish leaders who were in charge of worship at the Temple in Jerusalem.

Glorify (God): To show what God is like by how you live.

ACTS PRAYER ACTIVITY

Use this sheet to write down your ACTS Prayer

Instructions:

Use this sheet to help the children apply the Bible Truth into a prayer. You can use the ACTS provided or even better, have the kids think of their own applications. Also have the children add their personal requests to the prayer, too. Lead the children in the prayer or let them pray sections, with your help. Never force a child to pray! Non-readers can participate by you whispering a section of the prayer into their ear and allowing them to pray it aloud for the group.

ADORATION:

God, we praise You for being worthy of all glory for Your infinite love, wisdom, power and goodness

God, we praise You for being.....

Add your own Adorations:

CONFESSION:

We confess that many times we don't delight in Your glory, but think of making a big deal of ourselves or others. We need Jesus to save us!

God, we have sinned against You....

Add your own Confessions:

THANKSGIVING:

Thank You, God, for letting us get to know how delightful You are. Thank You for letting us show others how great You are. Thank You for ways we have seen Your love, wisdom, power and goodness in our lives.

God, we thank You for...

Add your own Thanksgivings:

SUPPLICATION:

.God, work in our hearts that we might turn away from our sins and trust in Jesus as our Savior. Help us to bring greater glory to Your name by talking about Your great ways, living our lives to reflect Your goodness and love; and, by telling others about You, that they would know and praise You, too.

God, we need Your help...

Add your own Supplication:

SNEAKY SNACK

Can you figure out how this snack ties in with our case?

Snack: The Glory of God in the Face of Stephen

“Face of Stephen” glorifying God, even while being stoned. Make face out of mini pita bread. Spread with a little tomato sauce. Add mozzarella hair, pepperoni eyes with olive piece eyeballs looking up to heaven. Make a smile out of more mozzarella or pineapple pieces. Can add a few chocolate chips or olives, etc. around the face to stand for stones.

This is only a suggestion. Feel free to modify. Be mindful of allergy issues among your children!

Case Tie-in: Even as Stephen was being wrongly accused and punished for sharing the good news of Jesus, he responded to his enemies in a way that would glorify God, even if it cost him his life.

SOUL FOOD

Food for thought during snack time

1. What does the snack have to do with the story?

Choose a few questions from the other activity discussion sheets to talk about during this snack time.

2.

3.

4.

5.

6.

7.

Directions: Read and discuss Bible Truth, using a FEW of the questions. Play game. Feel free to modify the game to fit your children.

God's People Delight in God's Glory.

God's people know there is no one as great as God is. They know how great His love has been for them by giving up His own Son, Jesus, to pay for their sins. They know how perfectly wise His plans are for them and all of creation. They know how mighty is His power to do His will and to care for them. They know how satisfying is His Spirit's fellowship in their hearts. More than anything else, God's people desire for these wonderful ways of God to be known and celebrated by everyone. So they talk about Him and His wonderful ways with other believers. They tell people who aren't believers about Him so that they might join in knowing and celebrating Him, too. They want to live in ways that show how great God is, knowing this is how they can glorify Him with their lives. They do all these things because they delight in God's glory.

Understanding the Bible Truth

1. What do God's people know about God? *There is no one as great as Him.*
2. What tells them how great His love is for them? *Thinking about Him giving up His own Son, Jesus to pay for their sins.*
3. What do they know about His plans? *They are perfectly wise for them and all of creation.*
4. What do they know about His power? *Mighty to do His will and to care for His people.*
5. What do they think about His Spirit's fellowship? *It is satisfying in their hearts.*
6. What do God's people delight in most of all? *For God to be know and celebrated for the wonderful ways He is.*
7. *What do they do with other believers? Talk about Him.*
8. What do they do with their lives to glorify Him? *Know God's will and choose to live in ways that will most reflect His glory. Trusting and obeying Him.*
9. What do they do with people who do not know God? *Tell them about Him and share the good news of Jesus, that they might turn from their sins and believe in Him, too.*

Story Connection Questions

1. How does the story point to the **Bible Truth: God's People Delight in God's Glory**: How did Stephen show he delighted in God's glory in how he lived and died? *In his life: He selflessly served widows, he prayed and lived a very godly life that reflected God's holiness. Even as he died for his faith, he spoke of the glory of Jesus. His enemies could not get him to stop praising Jesus.*

Bible Verse Connection Question

1. What does our Bible Truth have to do with our **Bible Verse: Psalm 66:1-3,5,8,16**: "Shout for joy to God, all the earth; sing the glory of his name; give to him glorious praise! Say to God, "How awesome are your deeds!...Come and see what God has done: he is awesome in his deeds toward the children of man... Bless our God, O peoples; let the sound of his praise be heard... Come and hear, all you who fear God, and I will tell what he has done for my soul!"?

God's People Delight in God's Glory. They want to tell others who have not heard about His awesome deeds. They want to tell each other what they have seen Him do in their lives. They want to do whatever they can to make His praise glorious, with their mouths and with their lives.

Life Application Questions

1. What can God's people do to show that they delight in God's glory? *They can praise His name, they can pray to Him and read the Bible to know Him and know how to obey Him. They ask God to help them live their lives to reflect His good ways in their obedience; and they can tell others about Him.*
2. What is the best first step God calls us to take in glorifying Him? *To turn away from our sins and trusting in Jesus as our Savior.*

BIBLE TRUTH 14 REVIEW

ACTS Questions

1. What is something we can praise God for because of this Bible Truth?

Praise God for being most worthy of glory for His infinite love, wisdom, power, and goodness.

2. What are sins we can confess to God because of this Bible Truth? *Confess that many times we do not delight in His glory, but think of honoring ourselves or others instead of Him. Savior. That heavenly home will be far better than anything we can know or have here.*

3. What is something we can thank God for because of this Bible Truth?

Thank God for specific ways we have seen His love, wisdom, power and goodness in our lives.

4. What is something we can ask God for because of this Bible Truth?

Ask God to work in our hearts that we might turn from our sins and trust in Jesus as our own Savior. Ask God to help us to bring greater glory to His name by talking about His great ways, living our lives that reflect His goodness and love; and by telling people about Him, that they might want to know and celebrate Him, too.

The Gospel

1. What great things has God done for His sinful people? Why would they delight in His glory so much? What is the gospel?

God is the good Creator and King of the world. He made people to worship Him and live by His good laws. But we are all sinners who've rebelled against Him. We all deserve death--God's just, eternal punishment for our sins. How terrible! But God has good news for us. In His great mercy, God sent His Son, Jesus to earth as a man to save sinners. He lived the perfect life that pleases God. (He's the only one who's ever done that!) He offered it up to God His Father as the perfect sacrifice for sins when He suffered and died on the cross. Then, on the third day, Jesus rose from the dead in victory. He had fully paid for the sins of God's people, so they wouldn't have to! Now all who turn away from their sins and trust in Jesus as their Savior will receive forgiveness of sins and eternal life with God. They will be His very own special people who will know Him and enjoy Him forever. We can be God's people, too, if we turn from our sins and trust in Jesus as our own Savior.

Game: Silly Grand March

Materials

CD and CD player
Small bowl or bag
Bible Truth Questions

Preparing the Game

1. Choose 20+ questions for your game from the Bible Truth Discussion Questions, or make up your own.
2. Write the Bible Truth questions on small thin strips of paper (or make a photocopy of the Bible Truth Discussion Questions and simply cut them into strips) and put them in the bag/bowl.

Playing the Game

Have the children form partners, then form a big double circle. Tell the children to move however you command them to move, such as march, walk, skip, tip toes, big knee bends, pat head, fly like a bird, etc. (BUT NOT RUN!!!) when you play the music. But when the music stops, they and their partner are to grab hands and sit down as quickly as possible. The last pair to sit down become the Question Choosers for the class. If the class answers it correctly, then the pair is added back into the group immediately. If not, then the pair stays out until another round when a correct answer is given to a question. (Feel free to add back incorrectly answered questions into the bag).

Game continues as number of questions, time, and attention span allow.

NOTE: Have the children who are "out" help make up actions for the other children to do, put them in charge of the music, etc. along with you. This will keep them happily occupied as they continue.

Non-competitive Option

Don't exclude the Question Choosers from the game, even if class gets the wrong answer.

Optional TAKING IT TO OTHERS Activity: Quiz Questions

Have the children choose a few of the questions from the game to ask the parents/other children during TAKING IT TO OTHERS time. Help pre-readers by whispering the question in their ear and letting them ask it aloud to the parents/other children. Make sure you read the Bible verse aloud before you ask your questions.

Directions:

1. Write words to song in large print before class.
2. Play the song for the children, helping them follow along on the song sheet.
3. Discuss the song, using a few questions from the discussion sheet. *Don't use them all!*
4. Introduce sign language for key words of your choice from sign language sheet for your song. Use as few or as many as you think the children can learn.
5. Sing and sign the song. Sign language as well as large format lyrics and sheet music are found in the PFI Unit Songbook or online.
6. If desired, play the Song Game.

Optional TAKING IT TO OTHERS Activity: Presenting and Singing the Song

1. Sing and sign the song, encouraging the watching children/parents to join in.
2. Ask the class some of the questions listed below. The Bible Truth Connection Question is particularly good to help them understand how the song ties in with the Bible Truth.

To God Be the Glory

Verse 1

To God be the glory, great things He hath done;
So loved He the world that He gave us His Son,
Who yielded His life an atonement for sin,
And opened the lifegate that all may go in.

O come to the Father, thro' Jesus the Son,
And give Him the glory,
Great things He hath done.

Refrain:

Praise the Lord, praise the Lord,
Let the earth hear His voice!
Praise the Lord, praise the Lord,
Let the people rejoice!

Verse 3

Great things He hath taught us,
great things He hath done;
And great our rejoicing thro' Jesus the Son'
But purer, and higher, and greater will be
Our wonder, our vict'ry, when Jesus we see.

Listen to it on PFI ESV Songs 12, Tracks 52,53

Understanding the Song

1. What great things has God done that we should glory Him? *He has sent His Son Jesus to be the Way for sinners to come to God.*
2. How did God show how much He loved the world? *He gave His very own Son to come and suffer a terrible death to pay for the sins of His people.*
3. What does "atonement" mean? *Making peace with someone after being enemies.*
4. What does it mean that Jesus yielded His life as an atonement for sin? *To yield one's life means to give it up. Jesus gave up His life to pay for the sins of His sinful people so that there would be peace between God and them.*
5. What is a lifegate? *A lifegate is a made up word that means the way to eternal life with God.*
6. *Who may have eternal life? All may go in. Anyone who turns from their sins and trusts in Jesus as the payment for their sins may be saved.*
7. *Why should the people rejoice and praise the Lord? Because Jesus has made the way to the Father.*
8. *How do we come to the Father? Through faith in Jesus the Son's payment for our sins.*
9. *What are the great things God has taught us and done? He has taught us what He is like, His amazing promises to save and bless God's people, and His great plans to bring glory to His name. He has saved His people through Jesus and done many other amazing things that display His marvelous self. He has put His Spirit in the heart of His people so they can know Him.*
10. *What do God's people rejoice about Jesus while they are still here on earth? They know He is their Savior. They have fellowship with Him in their hearts.*
11. *Why will their rejoicing be even greater in heaven when they see Jesus? Now God's people only know Him through His Spirit working in them and through reading about Him in the Bible. In heaven, they will see Jesus and know Him fully. They will see His glory. They will understand even more of the wonders of His magnificent plans that He fulfilled.*

Bible Truth Connection Question

1. How does this song relate to our Bible Truth: **God's People Delight in God's Glory?**

We give glory to God for giving us His Son to be the payment for sins. Sinners could never pay for their sins. Only by Jesus giving up His life in the place of sinners could there ever be a way for them to come to the Father.

Story Connection

1. How does this song relate to today's story?

Stephen lived and died thinking of the great things God had done through Jesus. He served others like Jesus, He spoke about Jesus, He forgave his enemies like Jesus; and he died for Jesus, all wanting to bring glory to Him for the great things He had done.

Bible Verse Connection Question

1. What does this hymn have to do with our Bible Verse: **Psalm 66:1-3,5,8,16**: "Shout for joy to God, all the earth; sing the glory of his name; give to him glorious praise! Say to God, "How awesome are your deeds!...Come and see what God has done: he is awesome in his deeds toward the children of man.... Bless our God, O peoples; let the sound of his praise be heard... Come and hear, all you who fear God, and I will tell what he has done for my soul."? *We are all sinners. We are unworthy of God's forgiveness. But God is faithful and just...and oh, so, merciful. He sent Jesus to save all who confess their sins to Him, turn away from their sins, and trust in Jesus as their Savior. God's people know that God has forgiven them and not through any easy way, but through the suffering and death of Jesus on the cross. When they think about how Jesus, the very Son of God, died to save them, they wonder at His glorious love and their own unworthiness.*

Life Application Questions

1. How can our lives be affected by the message of this song? *We can think about the great things God has done through Jesus. We can confess our sins to Him and trust in Him as Savior, if we have not. We can think about how each day we can bring glory to God by how we live.*

ACTS Questions

1. What is something we can praise God for from this hymn?

Praise God for being the Savior of His people..

2. What are sins we can confess to God from this hymn?

We confess that though we know what great things God has done for His people, many times we spend little time thinking about those great things or praising God for them.

3. What is something we can thank God for from this hymn?

We can thank God for opening the Lifegate through Jesus, so that sinners can be forgiven their sins and be saved (when they turn away from their sins and trust in Jesus as their Savior.)

4. What is something we can ask God for from this hymn?

That God would work in our hearts that we confess our sins, might turn from our sins and trust Jesus as our Savior. We can ask Him to help us remember the great things He has done and give Him glory because of them.

Gospel Question

1. Who is the lifegate through whom sinners can enter and have eternal life? What is the gospel?

God is the good Creator and King of the world. He made people to worship Him and live by His good laws. But we are all sinners who've rebelled against Him. We all deserve death--God's just, eternal punishment for our sins. How terrible! But God has good news for us. In His great mercy, God sent His Son, Jesus to earth as a man to save sinners. He lived the perfect life that pleases God. (He's the only one who's ever done that!) He offered it up to God His Father as the perfect sacrifice for sins when He suffered and died on the cross. Then, on the third day, Jesus rose from the dead in victory. He had fully paid for the sins of God's people, so they wouldn't have to! Now all who turn away from their sins and trust in Jesus as their Savior will receive forgiveness of sins and eternal life with God. They will be His very own special people who will know Him and enjoy Him forever. We can be God's people, too, if we turn from our sins and trust in Jesus as our own Savior.

Song Game: Big Voice, Little Voice

Materials

Song

Sign language signs used in the song printed out onto little cards

Blindfold

Preparing the Game

None.

Playing the Game

1. Practice the song and signs until the children know them well. Then tell them: "Children, we are going to hide a sign language sign and see if one of you can find it... with a little help from the rest of us!"
2. Choose someone to be "It" and blindfold them. Choose another child to hide one of the sign language cards. When it's hidden, "It" can remove the blindfold and begin to look.
3. The rest of the children will sing the song in a louder voice when "It" gets closer to the hidden sign and quieter when "It" gets further from the sign.
4. When "It" finds the hidden clue, another "It" is chosen and play begins again.

Game continues as number of questions, time, and attention span allow.

choose a FEW questions for discussion, then choose the game and/or music activity

Meditation Version: Psalm 66:1-3,5,8,16 ESV

"Shout for joy to God, all the earth; sing the glory of his name; give to him glorious praise! Say to God, "How awesome are your deeds!...Come and see what God has done: he is awesome in his deeds toward the children of man... Bless our God, O peoples; let the sound of his praise be heard... Come and hear, all you who fear God, and I will tell what he has done for my soul."

Alternate Memory Version: Psalm 66:1-2,5 ESV

"Shout for joy to God, all the earth; sing the glory of his name; give to him glorious praise!... Come and see what God has done: he is awesome in his deeds toward the children of man."

Understanding the Bible Verse

1. What should all the earth do? *Shout for joy to God; Sing the glory of His name; make His praise glorious.*
2. Who is all the earth? *All people.*
3. What does it mean to "sing the glory of His name?" *It means to sing about how great God is and what He has done.*
4. What should we say to God? *How awesome are His deeds.*
5. Who are the "children of man" to whom God has done such awesome deeds? *This is another way to say all people. It's not really a verse just about God doing good things to children, but to all people.*
6. What are some of God's awesome works in man's behalf? *Created them with a heart that can know and love Him; given them the Bible so they can know what He is like and how to please Him; most of all, sent Jesus to save them from their sins so that can be His people and live with Him forever.*
7. What does it mean to fear God? *To understand that He alone is God. He is perfectly holy. To want to love, honor and obey Him.*
8. Who fears God? *God's people.*
9. What is the writer of this Psalm going to tell God's people? *What He has done for "his soul"--for him.*

Bible Truth Connection Question

1. What does this verse have to do with the **Bible Truth: God's People Delight in God's Glory?** *God's People Delight in God's Glory. They want to tell others who have not heard about His awesome deeds. They want to tell each other what they have seen Him do in their lives. They want to do whatever they can to make His praise glorious, with their mouths and with their lives.*

Story Connection Questions

1. What does the verse have to do with our story? *In life or death, Stephen always delighted to shout the Lord's praise and sing the glory of His name. He wanted all to hear of God's awesome work in behalf of men--salvation through Jesus. Not even when facing death could Stephen be forced to stop glorifying the name of Jesus.*

Life Application Questions

1. What are some things that God has done for His people? *Created them with a heart that can know and love Him; given them the Bible so they can know what He is like and how to please Him; sent Jesus to save them from their sins so that can be His people and live with Him forever; filled them with His Holy Spirit so that they can know Him in their hearts and so that He can help them love and obey God more and more.*
2. What is something the LORD has done for you? *Offered you salvation through Jesus by turning away from your sins and trusting in Jesus as your Savior.*

ACTS Questions

1. What is something we can praise God for from this Bible verse?

Praise God for being the Doer of Mighty Deeds on man's behalf.

2. What are sins we can confess to God from this Bible verse?

We confess that many times we do not shout for joy to the LORD. We forget how mighty His deeds are. We do not tell others about His mighty deeds, either.

3. What is something we can thank God for from this Bible verse?

We can thank God for the mighty deed of breaking the power of sin and death for His people through Jesus' life, death and resurrection from the dead.

4. What is something we can ask God for from this Bible verse?

We can ask God to work in our hearts that we would want to confess our sins, turn away from disobeying Him and trust in Jesus as our own Savior. We can ask Him to help us to learn and remember the mighty deeds He has done on man's behalf. We can ask Him to make us people full of joy and of His praise.

The Gospel

1. What is the greatest deed that God has done on behalf of sinful people like you and me? What is the good news of Jesus? What is the gospel?

God is the good Creator and King of the world. He made people to worship Him and live by His good laws. But we are all sinners who've rebelled against Him. We all deserve death--God's just, eternal punishment for our sins. How terrible! But God has good news for us. In His great mercy, God sent His Son, Jesus to earth as a man to save sinners. He lived the perfect life that pleases God. (He's the only one who's ever done that!) He offered it up to God His Father as the perfect sacrifice for sins when He suffered and died on the cross. Then, on the third day, Jesus rose from the dead in victory. He had fully paid for the sins of God's people, so they wouldn't have to! Now all who turn away from their sins and trust in Jesus as their Savior will receive forgiveness of sins and eternal life with God. They will be His very own special people who will know Him and enjoy Him forever. We can be God's people, too, if we turn from our sins and trust in Jesus as our own Savior.

Game: Mr. Freezie Ball

Materials

Bible verse written up in large print so that all can see
Medium size foam or other soft surfaced ball, or tennis ball

Preparing the Game

None.

Learning the Verse

Some or all of your children may be non- or early readers. Teach the verse in sections, having them say it after you. Repeat a few times. Add clapping or other movement as they say it.

Directions

1. If desired, lead the children in a discussion of a **FEW** of the most important questions before beginning game.
2. Explain the game to them as follows:

Have the children spread out around the leader, who will be the first Mr. Freezie. Everyone says the Bible verse together. Then, Mr. Freezie throws the ball up in the air as he calls out the name of one child. That child runs to get the ball, while everyone else spreads out. When the child gets the ball, he yells "freeze" to the other children. He then rolls the ball to gently hit another child. That child tries to say the memory verse, getting the assistance of one other person if desired. If he says it correctly, he becomes the new Mr. Freezie and will be the next to toss the ball. If not, then the child who rolled the ball remains Mr. Freezie for another turn. The person who rolled the ball would then become the new Mr. Freezie and be next to toss the ball. Class says verse together each time before Mr. Freezie says the next child's name.

Game continues as time and attention span allow.

Optional TAKING IT TO OTHERS Activity: Quiz Questions

Have the children choose a few of the questions from the game to ask the parents/other children during TAKING IT TO OTHERS time. Help pre-readers by whispering the question in their ear and letting them ask it aloud to the parents/other children. Make sure you read the Bible verse aloud before you ask your questions.

Directions:

1. Write words to song in large print before class.
2. Play the song for the children, helping them follow along on the song sheet.
3. Discuss the song, using a few questions from the discussion sheet. *Don't use them all!*
4. Introduce sign language for key words of your choice from sign language sheet for your song. Use as few or as many as you think the children can learn.
5. Sing and sign the song. Sign language as well as large format lyrics and sheet music are found in the PFI Unit Songbook or online.
6. If desired, play the Song Game.

Optional TAKING IT TO OTHERS Activity: Presenting and Singing the Song

1. Sing and sign the song, encouraging the watching children/parents to join in.
2. Ask the class some of the questions listed below. The Bible Truth Connection Question is particularly good to help them understand how the song ties in with the Bible Truth.

Shout with Joy to God

Shout! Shout! Shout with joy!
 Shout with joy to God, all the earth!
 Sing! Sing! Sing the glory!
 Sing the glory of His name!
 Say! Say! Say to God!
 Say to God, "How awesome are your deeds."
 Come, Come, Come and see,
 Come and see what God has done!
 I will tell you what He has done for me!
 Psalm Sixty-six, one through three, five, nine, sixteen.
 First Corinthians Chapter Ten, verse thirteen.

Listen to it on PFI ESV Songs 12, Track 54

Song Game: Sign It, Say It, What Does It Mean?

Materials

Sign Language signs used in song, particularly choose words with important meanings you want the children to learn, such as "grace", "redeem", etc.

Bag or bowl

Preparing the Game

1. Cut out signs and put in bowl.

Playing the Game

1. Practice the song and signs until the children know them well. Then put all the signs we've learned in this bag/ bowl and mix them up.
2. Ask one of the children to choose a sign, but not show it to anyone...but you, if they need some help.
3. Ask the child to do the sign for the rest of the children and see if the other children can guess which one it is. Do the sign with the child, if desired.
4. When the children guess the sign, ask them the meaning of the word. If no one guesses the sign, put it back in the bowl to be picked again.
5. Choose another child to pick a new sign from the bag and continue.

NOTE: You might want to sing the song after you do each word or couple of words.

STORY REVIEW

Directions: Read and discuss Bible Truth, using a FEW of the questions. Play game. Feel free to modify the game to fit your children.

General Story Questions

1. Why would the Christian widows have to beg for food if not for the other Christians? *Couldn't receive help from the Temple like other Jewish widows because they were Jesus' followers.*
2. How did Stephen glorify God in how he served the widows? *He showed God's selfless love and kindness in how he cared for them each day.*
3. Why did Stephen want to tell others about Jesus? *He wanted new people to be saved and glorify Jesus with their lives. This would spread God's glory further.*
4. What did Stephen tell the Jews was special about how Jesus kept the laws God had given them through Moses? *He kept them perfectly, without any sin, ever.*
5. How did the Jews (and all of us) keep God's laws? *Imperfectly. We all sin.*
6. How could Jesus' death on the cross be the final sacrifice for sins that all the Temple sacrifices of sheep and goats could not be? *Lived a perfect life and so could be the perfect sacrifice for sin. He was God, so He could take all the eternal punishment for all His people's sins. Sacrifices of sheep/goats only showed a desire to be forgiven. They didn't really take away sin.*
7. What did God do thro' Stephen to prove his message? *Miraculous signs and wonders.*
8. Why did some Jews in the synagogues not think was true about Stephen's words? *They didn't think that Jesus was the Messiah, that He lived a perfect life, or that He died as the final sacrifice for sins of His people.*
9. Why couldn't the Jews win their arguments against Stephen? *God gave him wisdom by His Holy Spirit. Also, because they were wrong. Jesus really was the Messiah.*
10. What did some Jews do to get Stephen in trouble? *They had some men spread evil rumors about what he was saying about Jesus, the Law and God.*
11. What did the Sanhedrin and the other Jews think when they looked at Stephen's face while he stood on trial? *That his face radiated with God's glory, like an angel's.*
12. What did Stephen tell the Sanhedrin was the reason they didn't believe in Jesus? *They resisted the Holy Spirit and disobeyed God's laws, just like their forefathers.*
13. What did Stephen see that especially upset the Sanhedrin? Why did this upset them? *Jesus in His glory standing at the right hand of God the Father. They believed this was blasphemy against the LORD to say that Jesus was equal with Him.*
14. How did Stephen reflect God's glory even as he was being stoned? *He did not act afraid, but prayed to God. He did not shout angry words at the people stoning him, but asked that God would forgive them. This is a lot like how Jesus acted when He died on the cross.*

Bible Truth Connection Questions

1. What does this story have to do with our **Bible Truth: God's People Delight in God's Glory**? *Stephen so delighted in God's glory that he wanted everything he did to glorify Him, even the way he died.*

Bible Verse Connection Question

1. What does the story have to do with our **Bible Verse: Psalm 66:1-3,5,8,16**: "Shout for joy to God, all the earth; sing the glory of his name; give to him glorious praise! Say to God, "How awesome are your deeds!...Come and see what God has done: he is awesome in his deeds toward the children of man.... Bless our God, O peoples; let the sound of his praise be heard... Come and hear, all you who fear God, and I will tell what he has done for my soul."? *In life or death, Stephen always delighted to shout the Lord's praise and sing the glory of His name. He wanted all to hear of God's awesome work in behalf of men--salvation through Jesus. Not even when facing death could Stephen be forced to stop glorifying the name of Jesus.*

Life Application Questions

1. How can God's people today glorify God and delight in His glory? *Answers vary. Here are some ideas. They can spend time praying and reading God's Word to know Him and to know how to obey Him better. They can remember to thank God for all the good gifts He gives them and remind others that the good things they enjoy and the good gifts they have are all from the Lord. They can choose to turn away from sinful things that tempt them and choose to obey God instead.*

2. What is the first step God calls us and all people to take to glorifying God and taking delight in His glory? *To turn away from our sins and trust in Jesus as our Savior.*

ACTS Questions

1. What is something we can praise God for being that we learned in our story? *Praise God for being worthy of all glory and honor.*

2. What is something we can confess as sin that we learned in our story? *We can confess that many times we do not think about glorifying God with our lives as Stephen did. Many times we think only about making a big deal about ourselves so others will think about us. Many times we choose to not do things that might glorify God but would be hard or no fun to do. We deserve His punishment! We need a Savior!*

3. What is something we can thank God for that we learned in our story? *We can thank God for sustaining His people through even the hardest kinds of sufferings so that they glorify Him as He and they want to.*

4. What is something we can ask God for that we learned in our story?

We can ask God to work in our hearts, helping us to turn away from our sins and trust in Jesus as our Savior. We can ask God to fill us with His Holy Spirit that we might glorify Him in everything He wants us to do, even when it is very hard.

The Gospel

1. What was the gospel that Stephen lived and died for?

God is the good Creator and King of the world. He made people to worship Him and live by His good laws. But we are all sinners who've rebelled against Him. We all deserve death--God's just, eternal punishment for our sins. How terrible! But God has good news for us. In His great mercy, God sent His Son, Jesus to earth as a man to save sinners. He lived the perfect life that pleases God. (He's the only one who's ever done that!) He offered it up to God His Father as the perfect sacrifice for sins when He suffered and died on the cross. Then, on the third day, Jesus rose from the dead in victory. He had fully paid for the sins of God's people, so they wouldn't have to! Now all who turn away from their sins and trust in Jesus as their Savior will receive forgiveness of sins and eternal life with God. They will be His very own special people who will know Him and enjoy Him forever. We can be God's people, too, if we turn from our sins and trust in Jesus as our own Savior.

Game: Obstacle Course Quiz

Materials

Various materials, such as jump ropes, balls, inner tubes, carpet squares, boxes, tunnels made from chairs and bedspreads, etc. to make a simple obstacle course for each team.

Masking Tape

20+ Story Review Questions and other story review questions, 1+ per child

Paper/post-it notes & marker/pencil

Preparing the Game

1. Choose 20+ questions for your game from the Story Review Discussion Questions, or make up your own.
2. Set up two identical obstacle courses, one for each team, that both end up at the same wall of your room.
3. Write a question on the back of a post-it note. On the front, write a point amount, such as 5, 10, 25 points, depending upon the difficulty of the question. Place these questions on the wall at the end of the obstacle courses.
4. Use the masking tape to make starting lines.

Playing the Game

Divide the children into two teams and have them sit down in a line. Demonstrate how they are to go through the obstacle course. At the leader's command, the first person in each line goes through the obstacle course. Whoever reaches the question wall first wins 1 point for their team and gets to take down one question to give to the teacher. The teacher will ask the question to both teams, calling on the team who raises their hand first. If that team is correct in their answer, they get 2 points. If not, then the question goes to the other team. Process is repeated with next 2 children in line, etc.

Game continues until all have had a chance to run the course, or as question cards, time and attention span allow.

Non-competitive Option

Send the children through two at a time, each child choosing a question from the wall. Have the children ask their question to the whole group and work together on the answer. Have the two children come back through the obstacle course and go to the back of their own lines. Repeat with next two children.

Optional TAKING IT TO OTHERS Activity: Quiz Questions

Have the children choose a few of the questions from the game to ask the parents/other children during TAKING IT TO OTHERS time. Help pre-readers by whispering the question in their ear and letting them ask it aloud to the parents/other children.

CASE REPLAY ACTIVITIES

Use this guide to review the Case Story and act it out for others to enjoy!

CASE REPLAY, JR: YOUNGEST CHILDREN

Description: The children will act out the story together, everyone doing the same action/sound effect at the same time. This activity is most suitable for kindergarteners.

Materials

The Case RePlay, Jr. script for younger children

Preparation

1. Read through the script and write in the blanks along the side possible actions/sound effects the children could do to act it out.

Instructions

1. Tell the children that they will be re-enacting the story together as you tell it.
2. As you read the script, lead the children in actions/sound effects to do with you.
3. If desired, you can read the script and stop at certain sentences and ask them what a good action/sound effect would be to act out what you just read.
4. Repeat the re-enactment one or two times more.

CASE REPLAY, SR: OLDER CHILDREN

Description: The children act out the story as a three-scene play. You will narrate it using the Case RePlay, Sr. script and they will act it out (no spoken words, for the most part), with each child assuming a different character's role. This activity is most suitable for first grade and up. You will review the story, then practice it a few times before performing it for others.

Materials

The Case RePlay, Sr. script
White board or other large format paper
Costumes and props

Preparation

1. Prepare for the play by choosing costumes and props for each character in the story. Decorate the area with any scenery props.
2. Write the words "Beginning," "Middle," "End" on a large piece of paper/whiteboard with plenty of space under each heading. You will use this paper to help the children think about the story as a three-scene play, as it is presented in the script.

Instructions

1. Tell the children that they will get to act out the story as a three-scene play, with a beginning, middle and end section. Tell them that before they can act it out, they need to think it out. as you narrate it with your script.
2. Take the children's answers as they recount the story, helping them put key incidents in the right order.
3. If desired, when they have filled in their Beginning, Middle, End, read through your whole (real) script, so they hear exactly what you will have them act out.
4. Then tell the children that it's time to practice acting out the story.
5. Assign parts to each child. If you are using costumes, do NOT give them out at this point. They will be a distraction.
6. Have all the children sit on the floor or in chairs on one side of the "stage," then call the characters up in place as their part in the story comes.
7. As you read the script, guide the children in where you want them to move or do to act it out.
8. After going through the whole script once, give out any costumes and props and act out the script once or twice more.

Optional TAKING IT TO OTHERS Activity: Re-enacting the Story

Read the script as the children act out together (younger) or assuming different roles (older) as the other children or the parents watch.

CASE REPLAY, JR--YOUNGER KIDS (KINDERGARTEN) P.2

“Welcome to our play! The name of our story is called: The Case of the Slandered Servant.

Our story takes place in Jerusalem, in Israel. It takes place in New Testament times, not long after Jesus died on the cross and rose from the dead.

And now we present: “The Case of the Slandered Servant.”

Scene 1:

A widow slowly walks through Jerusalem to the gathering place of the Christians. Each day, Stephen and the six other deacons give food to the Christian widows like her, who have no one else to help them. God is glorified through what Stephen and these other men do. The widows see God’s selfless love and kindness in how these men care for their needs. Stephen delighted to serve these women and to glorify God in how he served them.

Actions:

Scene 2:

But Stephen also wanted to see new people believe in Jesus and glorify Him with their lives. He goes into the streets and into the synagogues telling people the good news of Jesus. God did amazing miracles through Stephen as proof that he said about Jesus was really true. Some carefully considered Stephen’s words and the miracles, but some of the Jews in the synagogues were furious at what he said. They didn’t think Jesus really was the Messiah and argued with him in the synagogues. They tried to prove he was wrong, but God gave Stephen such great wisdom that no one could do it. These Jews decided to get Stephen in trouble with the Jewish leaders and have him killed. They talked some men into spreading lies about Stephen, saying that he was speaking against the LORD and His laws.

Scene 3

Soon all Jerusalem was upset. The people and the Jewish leaders seized Stephen and dragged him before the Sanhedrin in the Temple courts. Stephen stood before the seventy-one Pharisees and chief priests of the Sanhedrin, their students and other Jews. Witnesses testified that Stephen told people that Jesus would destroy the Temple, would do away with the customs handed down by Moses, and had blasphemed the LORD’s name. All looked to Stephen and saw God’s glory on his face, like that of an angel. The high priest tells Stephen to respond to the charges. Stephen tells them that they are just like their forefathers long ago who resisted the Holy Spirit and disobeyed God’s laws. They have even murdered Jesus, though He was the Messiah sent to save them. The Jews become furious. Stephen looks up to heaven and says he sees Jesus in His glory reigning next to God the Father. The Jews think this is blasphemy against God. They plug their ears, seize Stephen, drag him outside the city and have him stoned. As he is being stoned, Stephen prays that God would receive his spirit and that God would forgive these men for stoning him. Then he dies. God is glorified through Stephen’s live and death.

The Bible Truth we are learning is: **God’s People Delight in God’s Glory.** Living or dying, Stephen always tried to do what would bring God the most glory.

CASE REPLAY, SR--OLDER KIDS (1ST GRADE AND UP) P.3

"Welcome to our play! The name of our story is called: The Case of the Slandered Servant.

Our story takes place in Jerusalem, in Israel. It takes place in New Testament times, not long after Jesus died on the cross and rose from the dead.

The characters in our story are: Widows, Stephen, Philip, Procorus, Nicanor, Timon, Parmenas, Nicolas, Jews, 71 Pharisees and chief priests of the Sanhedrin, their students, false witnesses, Jesus in glory

And now we present: "The Case of the Slandered Servant."

Scene 1: (Beginning)

A widow slowly walks through Jerusalem to the gathering place of the Christians. Each day, Stephen and the six other deacons give food to the Christian widows like her, who have no one else to help them. God is glorified through what Stephen and these other men do. The widows see God's selfless love and kindness in how these men care for their needs. Stephen is delighted to serve these women and to glorify God in how he served them.

Scene 2: (Middle)

But Stephen also wanted to see new people believe in Jesus and glorify Him with their lives. He goes into the streets and into the synagogues telling people the good news of Jesus. God did amazing miracles through Stephen as proof that he said about Jesus was really true. Some carefully considered Stephen's words and the miracles, but some of the Jews in the synagogues were furious at what he said. They didn't think Jesus really was the Messiah and argued with him in the synagogues. They tried to prove he was wrong, but God gave Stephen such great wisdom that no one could do it. These Jews decided to get Stephen in trouble with the Jewish leaders and have him killed. They talked some men into spreading lies about Stephen, saying that he was speaking against the LORD and His laws.

Scene 3: (End)

Soon all Jerusalem was upset. The people and the Jewish leaders seized Stephen and dragged him before the Sanhedrin in the Temple courts. Stephen stood before the seventy-one Pharisees and chief priests of the Sanhedrin, their students and other Jews. Witnesses testified that Stephen told people that Jesus would destroy the Temple, would do away with the customs handed down by Moses, and had blasphemed the LORD's name. All looked to Stephen and saw God's glory on his face, like that of an angel. The high priest tells Stephen to respond to the charges. Stephen tells them that they are just like their forefathers long ago who resisted the Holy Spirit and disobeyed God's laws. They have even murdered Jesus, though He was the Messiah sent to save them. The Jews become furious. Stephen looks up to heaven and says he sees Jesus in His glory reigning next to God the Father. The Jews think this is blasphemy against God. They plug their ears, seize Stephen, drag him outside the city and have him stoned. As he is being stoned, Stephen prays that God would receive his spirit and that God would forgive these men for stoning him. Then he dies. God is glorified through Stephen's life and death.

Bible Truth Tie-In:

The Bible Truth we are learning is: **God's People Delight in God's Glory.** Living or dying, Stephen always tried to do what would bring God the most glory.

Food to the Poor Widows in the Church

Description

The children will make a stand-up widow with food in her hands from a toilet roll and decorating supplies.

Materials

Patterns of Widow's body and arms
 Markers/colored pencils
 1 Toilet roll per craft
 Hair colored yarn
 1 tissue per craft
 1 rubber band per craft
 Jiggly eyes (optional)
 Cardstock
 Glue sticks
 Optional Glue gun and glue sticks (Teacher use only)
 Scissors

Preparing the Craft

1. Print out 1 copy of the each pattern onto cardstock per craft. Cut out for youngest children, at least.
2. Cut yarn into 2" lengths.
3. Set out other supplies.

Making the Craft

1. Show children your sample.
2. Have the children color in/add designs to their widow's body, arms and the food. If desired, use jiggly eyes for the eyes.
3. Glue the body in place onto the toilet roll. Teacher may want to secure better by use of glue gun.
4. Glue arms in place along back of body and coming out side. Teacher may want to secure better by use of glue gun.
5. Have children add hair by gluing strands of yarn in place along the top sides of the toilet roll as it stands on end.
6. Add a veil by laying the middle of the wide side of the tissue over the top of the tissue roll (over the hole) so that a bit of the tissue drapes over the front and most of it drapes over the back. Use the rubber band as a tie that secures the veil in place by slipping it over the top of the tissue and the roll about ½" from the top of the roll.

Making a Bible Truth Connection

Once the children have settled into their craft, use the Bible Truth- Craft Connection Sheet to lead discussion about the craft. Note that most of these questions echo the questions on the case board, providing a review of what the children learned earlier.

Optional TAKING IT TO OTHERS Activity: Craft Presentation

If you are presenting the craft to other children or parents the children can hold up their crafts (or your model craft) and read their Bible Truth Connection answers to explain the importance of the craft.

CASE CRAFT**Discussion Guide****Instructions:**

As the children are settled into making their craft, ask them these questions to help them understand the craft's significance. Use the answers provided to guide the children's answers.

Discussion Questions

1. Where did Stephen live and who did he and the other deacons especially serve in our story?

Jerusalem. The Christian widows who had no one to take care of their needs.

2. What did Stephen and the other deacons do for these widows? *They daily served them food with money the church raised to care for their needs.*

3. Why did Stephen delight to care for these widows?

He wanted to help them and, most of all, he knew he would glorify God by doing this.

4. What is Bible Truth that we are learning?

God's People Delight in God's Glory.

5. What does our craft have to do with our Bible Truth?

Moses did not get to enter the Promised Land, but he did get to see it; and best of all, the Lord took him home to heaven—a far better place than the Promised Land!

6. What can our craft help us remember?

No matter how wonderful the things of this world are, God's people will find that their home in heaven will be far better than anything they know or have here on earth

TAKING IT TO OTHERS**Craft Presentation****Instructions:**

Have children hold up your model craft/their crafts. Choose five children (or you say) the five sections below to explain the craft's importance.

Presentation:

1. Our craft is: Food to the Poor Widows in the Church.


2. In Jerusalem, Stephen served food to the poor widows in the church because he delighted to glorify God by caring for the needs of these other believers.




3. Our Bible Truth is: God's People Delight in God's Glory.

4. Stephen delighted in God's glory by serving Him anyway He wanted him to. Stephen showed God's care for these poor women in how he cared for them.

5. Our craft can help us remember that God's people give God glory not just by doing big things for God that everyone notices, but also by doing little things for people who others might not think are important.

Note: Even non-readers can participate in presenting the craft, if you will whisper what they are to say in their ear and let them say it aloud for the others to hear.





BEFORE CLASS:**1. PICK YOUR PERSON**

VIPPs can be anyone in your church! Typically, they fall into 6 categories: Church staff, Elders, Deacons/deaconesses, Special Volunteers (people who aren't paid, but spend a lot of time helping out in particular ways), Supported Workers (aka missionaries), and Church Members.

2. GATHER YOUR FACTS

Use the VIPP Information Sheet to write down the facts about your VIPP. The information on this worksheet is used in the VIPP activities, listed in the "Choose an Activity" section below.

DURING THE ACTIVITY:**1. INTRODUCE YOUR VIPP**

Introduce your VIPP to the children, using the VIPP Information Sheet. Fill in a set of VIPP Clue Cards with the information for your VIPP. If desired, you can even have the actual person come into class for the children to meet.

Need help describing what someone does for the church in a kid-friendly way? Check out the list of common VIPPs on the Praise Factory website in the PFI resources. There are lots of kid-friendly descriptions for common VIPP's, such as pastors, elders, deacons and a lot more.

2. PRAY!

Lead the children in praying for the VIPP. Ask the children if they would like to pray for one of the VIPPs prayer requests. Even non-readers can pray for the VIPP if you whisper the prayer request in their ear, then let them say it aloud. Never force a child to pray!

3. CHOOSE AN ACTIVITY

There are two activities you can use to help the children learn about the VIPP:

VIPP Clue Cards: These are nine coloring sheets in which children fill in the nine things they learn about the VIPP from the VIPP Information Sheet. Photocopy a set of each child. Use as few or as many of these Clue Cards as you desire. They are found in the back of this book.

VIPP Game: This is a game that uses a set of Clue Cards for one or two VIPPs.

Choose a VIPP and fill in his/her information on the VIPP Information Sheet. Fill in a set of VIPP Clue Cards with the information for your VIPP. Tell the children about the VIPP, having them fill in the VIPP Clue Cards with the key facts as they learn them. Write any words the children need to write on a white-board or other piece of paper so they can see how to spell them. Help younger children write these words on their clue cards. Ideas for how to tell the children about many common VIPPs are listed at praisefactory.org with the resources for this Bible Truth.

Optional TAKING IT TO OTHERS Activity: Introduce and Pray for the VIPP

If you are presenting the VIPP to other children or parents you can assign children to hold up the 10 clue cards and say what each card tells about the VIPP. (Or, you can have the children hold them up as you tell what each one means.) Then lead the children in praying for the VIPP.

Game: Hot and Cold Hide

Materials

Information Sheet for one VIPP
2 Set of Clue Cards
8 8.5" x 11" Manilla Envelopes
Blindfold

Preparing the Game

1. Fill in one set of clue sheets for the VIPP you are using.
2. Tape the other (blank) set of Clue Cards to the outside of the manilla envelopes.
3. Put the filled-in clue cards in the corresponding envelope.

Playing the Game

Reveal: Tell the children about the VIPP, showing them your filled-in clue cards as you tell about them.

Review: Choose one child to be "The Finder" and cover his eyes with the blindfold. Choose one of the Clue Card envelopes. Choose another child to be "The Hider". This child will hide the envelope somewhere in the room. When the clue is hidden, the Finder takes off his blindfold and begins to look for the envelope. The other children say "hot, cold, etc" as the child gets closer or further from the envelope to help the child find it. When the folder is found, the teacher (or the child) tells the Clue Card category. The other children try to remember what the VIPP's answer was. Open it up and see if they got it right. If they did, the Clue Card is retired. If not, it can be added back into the Clue Cards to be hidden.

VIPP INFORMATION SHEET

VIPP NAME:

WHAT VIPP LOOKS LIKE

Man or Woman? _____

Hair color? _____

Eye color? _____

FAVORITE ANIMAL

FAVORITE FOOD

FAVORITE FREE TIME ACTIVITY

WHAT VIPP DOES DURING WEEK

VIPP GROUP OF SERVICE:

Church Member

Deacon

Elder

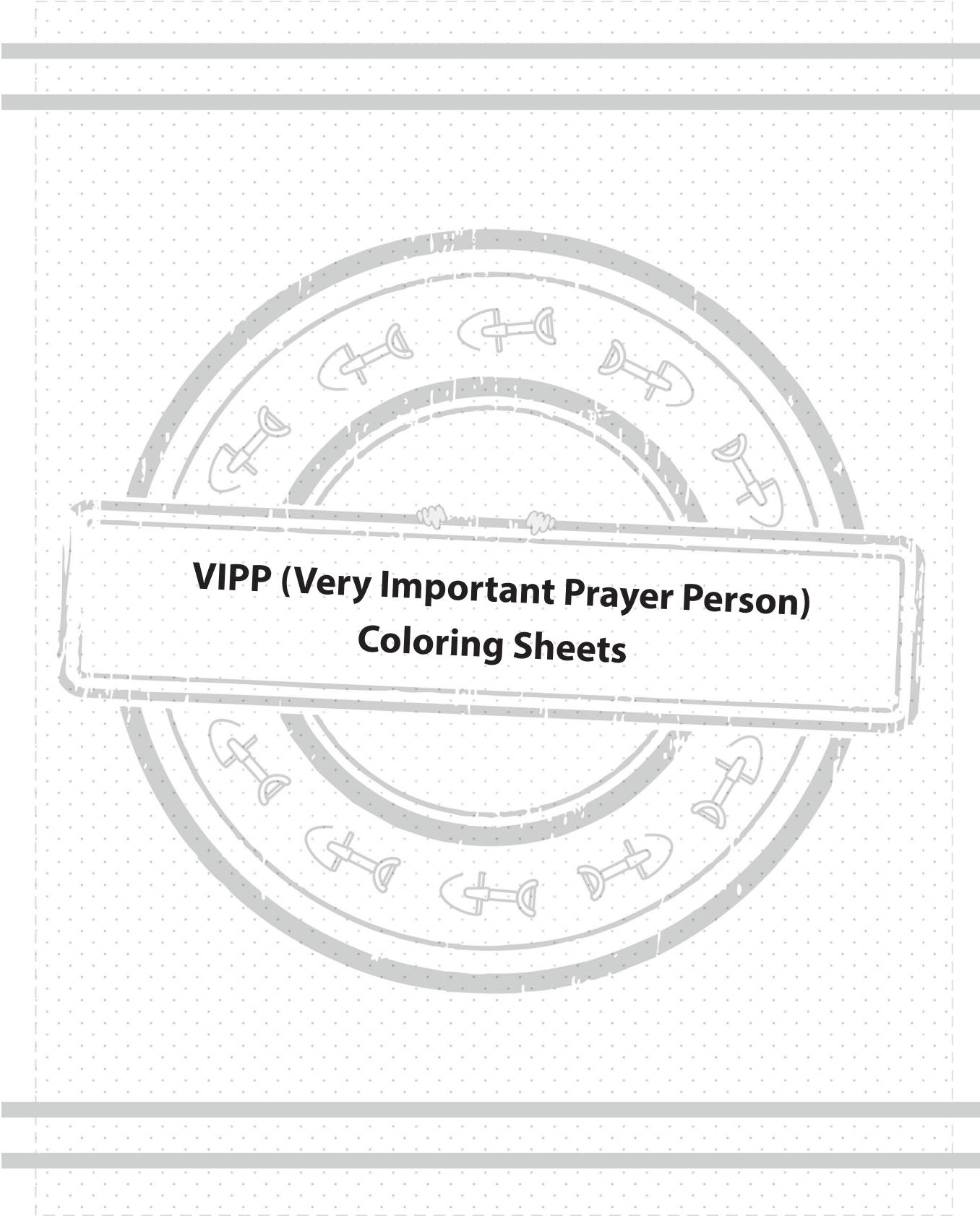
Church Staff

Special Volunteer

Supported Worker
(Missionary)

3 WAYS VIPP SERVES CHURCH

3 WAYS TO PRAY FOR THE VIPP




**VIPP (Very Important Prayer Person)
Coloring Sheets**



VIPP CLUE GUESS WHO

Can you guess who the
Very Important Prayer Person
is that we learned about and prayed for today?


Look at my clues
and see if you know who it is!



What VIPP group am I in? Circle the right group.



Church Staff




Special Volunteers



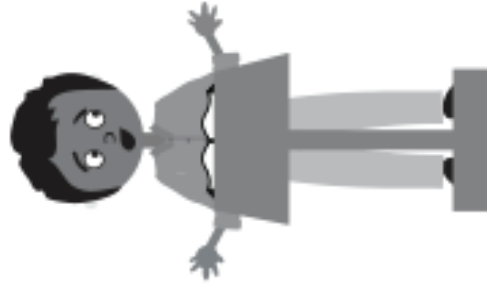
Supported Workers



Church Member

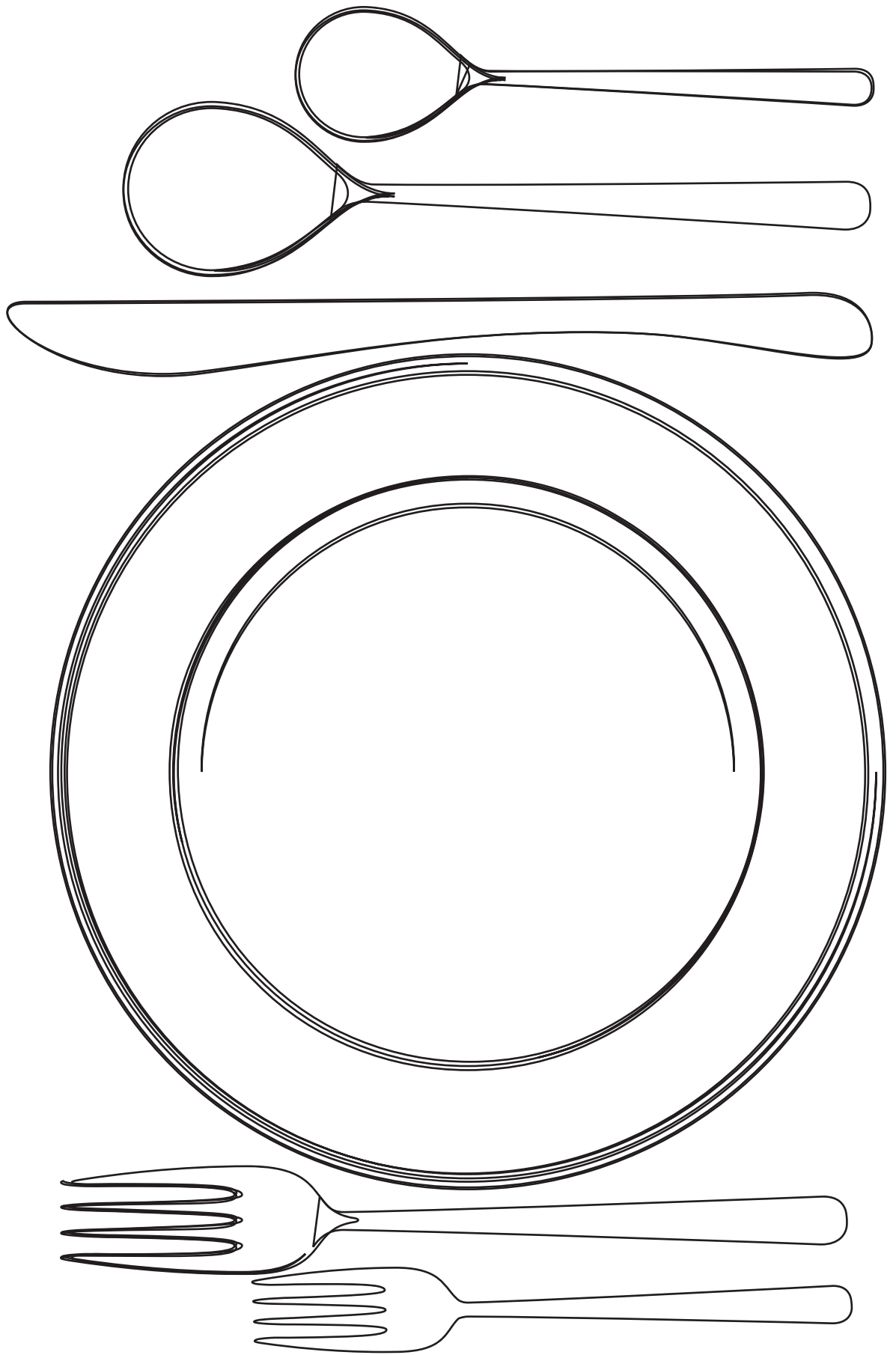


Deacons (Serve the physical needs of the church building and the church members)



Elders (Spiritual Teachers and Overseers of the Church)


Our VIPP's Favorite Food



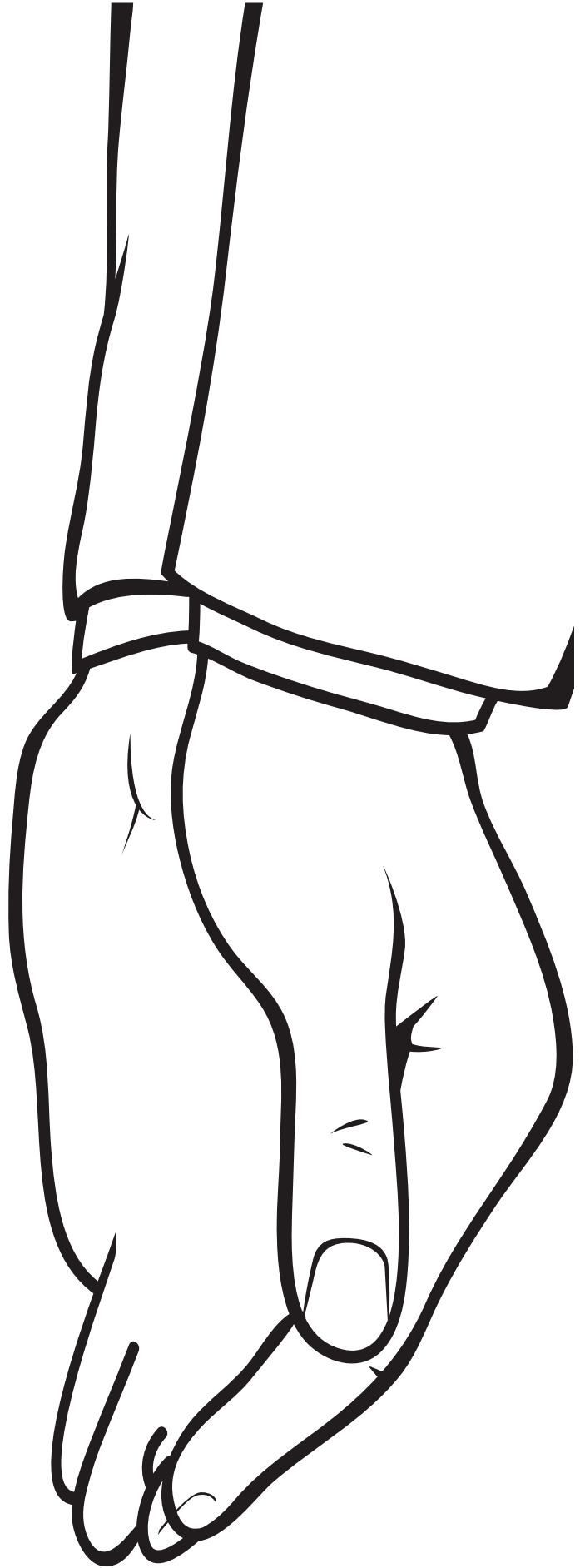
Our VIPP's Favorite Animal




What our VIPP likes to do for fun



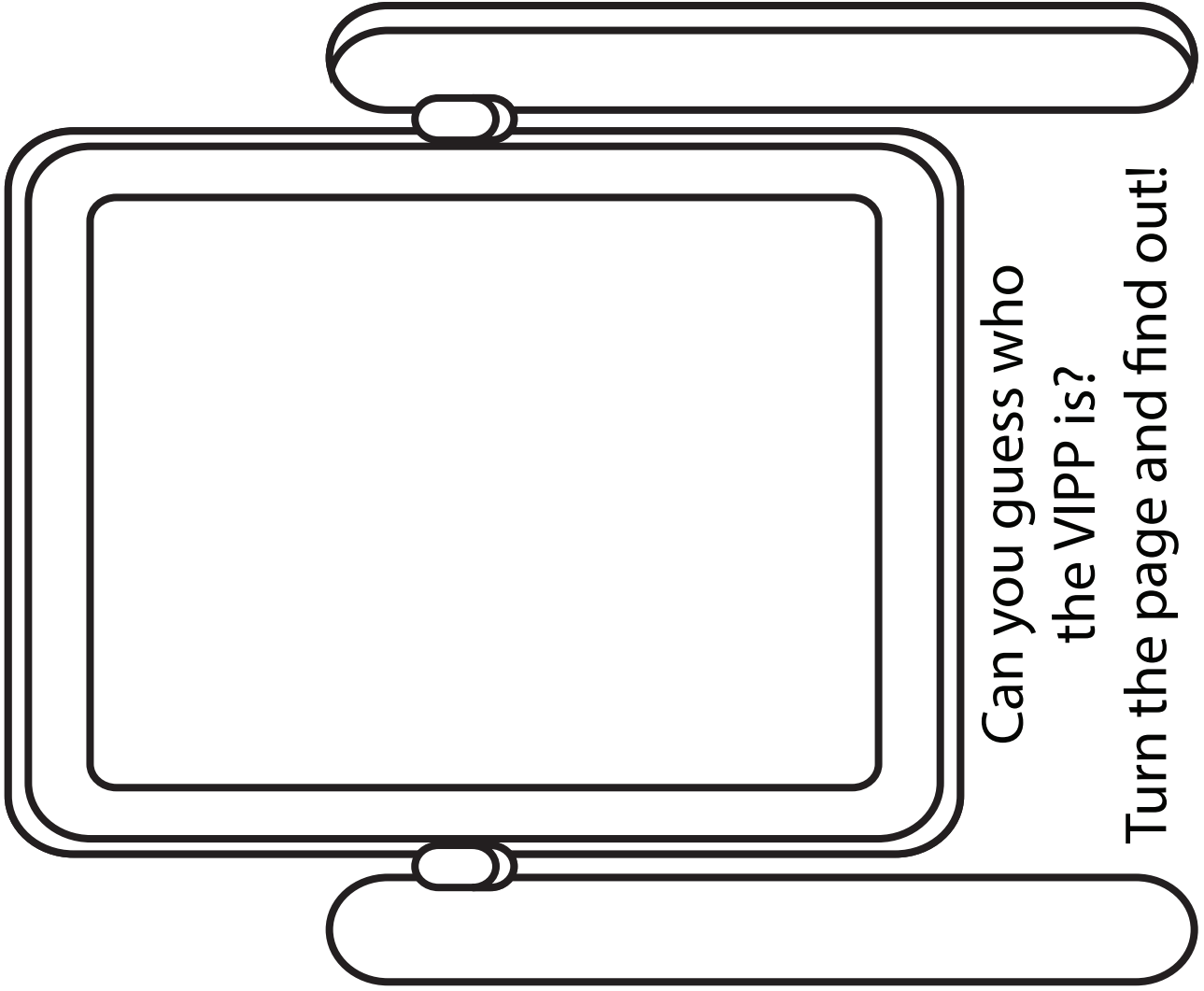
A Way This VIPP Serves (you can draw more on the back)




This VIPP's Job During the Week




What Our VIPP Looks Like



Can you guess who
the VIPP is?
Turn the page and find out!





(Name)

(Serves the church as)

Let's Pray for Our VIPPI!

