



**Unit 12 Core Curriculum--ESV
God's People Live for Him
Volume 1**



Curriculum for preschool and elementary age children,
training tools, music and other resources
are available for download or to order at:
www.praisefactory.org

© 2015 Praise Factory Media all rights reserved. May be reproduced by licensed user for classroom purposes only.

This and many other resources are available online at www.praisefactory.org

Scripture quotations marked (NIV) are taken from the Holy Bible, New International Version®, NIV®, Copyright © 1973, 1978, 1984 by Biblica, Inc.™ Used by permission of Zondervan. All rights reserved worldwide.www.zondervan.com

Scripture quotations marked (ESV) are from The Holy Bible, English Standard Version® (ESV®), copyright © 2001 by Crossway, a publishing ministry of Good News Publishers. Used by permission. All rights reserved.

Scripture quotations marked HCSB are taken from the Holman Christian Standard Bible®, Copyright © 1999, 2000, 2002, 2003, 2009 by Holman Bible Publishers. Used by permission. Holman Christian Standard Bible®, Holman CSB®, and HCSB® are federally registered trademarks of Holman Bible Publishers.

The Psalm Behind the Name

Psalm 100

(v.1) Make a joyful noise to the Lord, all the earth!

(v.2) Serve the Lord with gladness!

Come into His presence with singing!

(v.3) Know that the LORD, He is God!

It is He who made us, and we are His;

We are His people, and the sheep of His pasture.

(v.4) Enter His gates with thanksgiving,

And His courts with praise!

Give thanks to Him; bless His name!

(v.5) For the Lord is good;

His steadfast love endures forever,

And His faithfulness to all generations.

May this curriculum help you to be manufacturers of noisy joy unto the Lord (v.1).
To sing (v.2), to know (v.3), and to worship Him with thanksgiving and praise (v.4),
that the witness of His great faithfulness might continue through all generations (v.5).

The Lord is amazing! He's not like anyone else!

Constance Dever

January 27, 2015

Table of Contents

Introducing the Praise Factory Family of Curriculum	7
The PFI Companion Resources	7
About PFI	8
Overview Chart of Units	9
PFI Curriculum Basics	10
Getting Started with Praise Factory Investigators	11
Session Prep	13
Learning More about the Praise Factory Investigators, by Resource	15
PFI Activities with Descriptions	20
Making the Curriculum Work for You	
Unit 12 Curriculum (Volume 1 of 3)	21
Unit 12 Overview	23
List of Track Numbers for Unit 12 Music (ESV)	25
Bible Truth 1: God’s People Grow to Be More Like Jesus	27
Overview	28
Lesson Plan (for use with all three lessons)	29
Lesson 1 Resources and Story	35
Lesson 2 Story and Resources	65
Lesson 3 Story and Resources	95
Bible Truth 2: God’s People Love Him with All of Themselves	125
Overview	126
Lesson Plan (for use with all three lessons)	127
Lesson 1 Resources and Story	133
Lesson 2 Story and Resources	161
Lesson 3 Story and Resources	191
Bible Truth 3: God’s People Love Others	221
Overview	222
Lesson Plan (for use with all three lessons)	223
Lesson 1 Resources and Story	229
Lesson 2 Story and Resources	259
Lesson 3 Story and Resources	289
Bible Truth 4: God’s People Trust Him	319
Overview	320
Lesson Plan (for use with all three lessons)	321
Lesson 1 Resources and Story	327
Lesson 2 Story and Resources	359
Lesson 3 Story and Resources	389

Unit 12 Curriculum, continued

Bible Truth 5: God’s People Are Good Stewards of His Gifts	419
Overview	420
Lesson Plan (for use with all three lessons)	421
Lesson 1 Resources and Story	427
Lesson 2 Story and Resources	457
Lesson 3 Story and Resources	487
Bible Truth 6: God’s People Obey Him	517
Overview	518
Lesson Plan (for use with all three lessons)	519
Lesson 1 Resources and Story	525
Lesson 2 Story and Resources	557
Lesson 3 Story and Resources	587
VIPP Coloring Sheets	619

The PFI Companion Resources

While all the PFI resources are available for free download at praisefactory.org, many of the resources are available for purchase as hard copies, too.

There are three companion resources for each of the sixteen PFI units:

➔ **PFI Unit Core Curriculum Book (ESV/NIV) --offered for each unit**

The PFI Core Curriculum books contain the curriculum introduction, lesson plan, stories and activities for each Bible Truth in a unit. There are three stories per Bible Truth: an Old Testament, New Testament and church history/missions story. All three reinforce the same Bible truth concept, but from a different perspective. Each story has its own set of eleven response activities.

PFI Unit Songbook (ESV/NIV) --offered for each unit

The PFI Unit Songbooks provide lead sheets and sign language for every song used in a unit. The audio music is available for download online at www.praisefactory.org.

PFI Unit Prontos (ESV/NIV) --offered for each unit

The PFI Prontos books provide all of the unit's take home sheets. They are offered separately from the rest of the curriculum because they are usually photo-copied. These take-home sheets include the key concepts, lyrics to the songs, the session story, some review questions, a prayer and an activity sheet.

All of these materials may be photocopied for non-commercial church, classroom or school use by licensed users.

About the PFI Core Curriculum Book

This PFI Core Curriculum Book allows you to have the bulk of a unit's curriculum at your fingertips. It is a great way to get an overview of the curriculum and make decisions about which of the many resources offered for each session you want to use.

The only resources it does not include are those found in the PFI Songbook (large format lyric sheets, the lead sheet music and the sign language); and, the PFI Prontos.

The core curriculum for most units is contained in one book. A few of the very large units (with more than 6 Bible Truths) will be split into several volumes.

Other Praise Factory Resources

PFI: Praise Factory Investigators is the third in a family of three, inter-related curriculums:

- Hide 'n' Seek Kids (focus group: ages 2-4; adaptable range: ages 2-pre-K 5's)
- Deep Down Detectives (focus group: ages 4--6's; adaptable range: ages 3-2nd grade)
- PFI: (focus group: grades K-5th grade; adaptable range: pre-K 5's-6th grade)

Each curriculum teaches the same biblical themes, but present them in greater depth as the children grow and develop. Together, the curriculums work like an expanding spiral of truth that returns to reinforce the same truths with each curriculum, while leading the children to deeper understanding with each step up.

Learn more about these curriculums as well as other resources and ideas for reaching children with the gospel at: www.praisefactory.org.

About Praise Factory Investigators (PFI)

written for K-5th grade

can be used with pre K - 6th grade

In K-5th grade, the children take part in Praise Factory Investigators—the “mother ship” curriculum that gives name to the whole family of curriculum.

Curriculum Overview

Praise Factory Investigators is the third of the Praise Factory family of curriculums and is most suitable for kindergarten- grade 5 (ages 5-11). Like the other two Praise Factory curriculums, PFI is built around sixteen, theological themes, each framed in the form of a Big Question and Answer.

The sixteen themes form sixteen units of Bible truths which help the children understand the theme. There are a total of 104 Bible truths taught in the whole curriculum. Three sessions of curriculum are spent on each of these 104 Bible truths: one Old Testament lesson, one New Testament lesson and one “Story of the Saints” lesson (a Christian from church history, missions or today). This gives the children three sessions to dwell on the same Bible truth, but also see its enduring truth from three different perspectives.

In keeping with its detective-ish name, each story in PFI is presented as a case to solve. Each case begins with two questions for the children to find answers to as they listen. At the end of the story-telling, the children will be asked to solve the case and answer the questions.

The resources available for each session’s lesson are robust and expansive. They include a fully-scripted lesson plan, story, and eleven different reinforcement activities from which to choose.

An overview chart of the Theme/Big Question units and keys aspects of the curriculum follow. Then, we will look at the curriculum in more depth.

	PRAISE FACTORY UNIT	THEOLOGICAL THEME
1	Unit 1: The God Who Loves Big Question: How Can I Know What God Is Like? He Shows Me What He's Like!	Revelation
2	Unit 2: God's Wonderful Word, the Bible Big Question: What's So Special about the Bible? It Alone Is God's Word!	The Bible
3	Unit 3: The Good News of God Big Question: What Is the Gospel? Salvation through Faith in Christ!	The Gospel
4	Unit 4: The God Like None Other Big Question: Can Anybody Tell Me What the LORD Is Like? He's Not Like Anyone Else!	The Attributes of God
5	Unit 5: God, the Good Creator Big Question: Can You Tell Me What God Made? God Made All Things Good!	Creation
6	Unit 6: God, the Just and Merciful Big Question: How Did Bad Things Come to God's Good World? Bad Things Came through Sin!	The Fall
7	Unit 7: The Law-Giving God Big Question: What Are God's Laws Like? God's Laws Are Perfect!	God's Laws
8	Unit 8: The God Who Loves Big Question: What Is God's Love for His People Like? It's More than They Could Ever Deserve!	God's Enduring Love for His People
9	Unit 9: Jesus Christ, Immanuel, God with Us Big Question: What Did Jesus Come to Do? Jesus Came to Bring Us to God!	Jesus, the Son of God
10	Unit 10: The Holy Spirit, the Indwelling God Big Question: What Does the Holy Spirit Do in God's People? He Changes Their Heart!	The Holy Spirit
11	Unit 11: The God Who Saves Big Question: How Can We Be Saved? It's God's Free Gift!	Salvation
12	Unit 12: God's People Live for Him Big Question: How Should God's People Live? They Should Live Like Jesus!	Discipleship
13	Unit 13: The Sustaining God Big Question: Why Do God's People Keep Believing in Him? It is God's Sustaining Grace!	Perseverance of the Saints
14	Unit 14: The God Who Delights in Our Prayers Big Question: How Does God Want Us to Pray? Every Night and Day!	Prayer
15	Unit 15: God's People Gather Together Big Question: Why Do God's People Go to Church? To Worship God and Love One Another!	The Church
16	Unit 16: Jesus, the Returning King Big Question: What Will Happen When Jesus Comes Back? God Will Make Everything New!	The Return of Christ

Praise Factory Investigators Curriculum Basics

Focus Age Range:	K-5th grade
Useful Age Range	pre-K 5's to 6th grade
Number of Units	16 (one per Theme)
Number of Bible Truths included in the 16 Units (Themes)	104 in all (3 to 14 per unit)
Number of Lessons for each of the 104 Bible Truths	3 lessons
Stories per Bible Truth	3 Stories: 1 Old Testament Story 1 New Testament Story 1 Story of the Saints (Church History/Missions)
Bible Verse per Bible Truth	1 Bible Verse
Resources/Activities for each Lesson	<ul style="list-style-type: none"> • Fully Scripted Lesson Plan • Story • Big Question, Bible Verse, Hymn Songs • Craft • Story Review Games • Hymn Singing and Sign Language Activity • Bible Verse Games • ACTS Prayer (Adoration, Confession, Thanksgiving, Supplication) • Custom Discussion Sheets to Go with Every Activity • Story-related Snack • VIPP (Very Important Prayer Person) Prayer Activity • Take Home Sheets for Each Lesson
Total Amount of Curriculum	6 years <i>(if you use all 3 lessons)</i>
Adaptability	<ul style="list-style-type: none"> • can be adapted to 1-3 lessons per Bible Truth, though you will lose stories if you do cut it down • great for Sunday School, "Children's Church", Wednesday and Sunday evening programs, schools and Vacation Bible School

Getting Started with Praise Factory Investigators

Get It



Order the **Praise Factory Tour: Extended Version** (or follow along on the website in the Tour section). It is going to be your easiest, most visual way to learn about this curriculum. Order/download the **Praise Factory Investigators ESV or NIV Unit Core Curriculum, Praise Factory Investigators ESV or NIV Unit Songbook, and the Praise Factory Investigators ESV or NIV Unit Prontos**, for Unit 1, or whichever unit you want to do.

Tour It....Three Times

1

1. Read through the whole Praise Factory Tour book once.

Learn how the Praise Factory family of curriculum is related to each other. Pay special attention to the section on Praise Factory Investigators.

2

2. Go back and read through just the section on Praise Factory Investigators in the Tour book again.

3

3. Now go back and read the Praise Factory Investigators section of the Tour book a third time, only this time, get out your curriculum books: Praise Factory Investigators ESV or NIV Unit Core Curriculum, Praise Factory Investigators ESV or NIV Unit Songbook, and the Praise Factory Investigators ESV or NIV Unit Prontos and follow along.

This will help see how the curriculum flows and where to find each of the resources visualized in the Tour Book.

Take Note



A few things to notice about the curriculum:

1. The resources for every Bible Truth **always include the same set of resources and are always presented in the same order.** Get to know the resources of one Bible Truth and you know them for all.

2. There is one Bible verse, but three stories for each Bible Truth: **an Old Testament, a New Testament, and a Church History/Missions story.**

3. The Unit Core Curriculum has **almost** everything your teachers will use in the classroom.

Notice that there is only lesson plan used for all three lessons for each Bible Truth. That's because the basic Bible truths are the same. Stories, questions, and activities for each lesson are different, of course. These difference are clearly noted, as you can see if you look through the lesson plan.

4. The Songbooks are more than just books of lyrics and sheet music for the unit. They also **contain the sign language signs that the songs activities use.**


5. The Prontos are **designed to be the take home sheets for each lesson.** However, **some people like to teach from it.** It has the Bible Truth and Bible verse, the story text, a few questions, the lyrics to the songs, and an ACTS prayer. If you download a couple activities from the website, then you have all you need for a basic teaching session...in a much smaller package.

Choose What You'll Use



Not everyone will want or will need or will be able to do all of the curriculum, as written. So much depends upon your kids, your teachers, your space, your time and your teaching goals. There are a ton of activities and pretty much no one, except our church (CHBC for whom this curriculum is written) does all of the activities. This means you need to think about what fits you best. Ideas for how to choose what to use for various situations are included in the "More Details" section of this chapter.

Ready to Rip?



Chances are, you will be making copies of the curriculum for your teachers. You may want to keep your books intact and photocopy right from the book. However, if you are using a lot of activities and distributing them to a number of teachers, you may find it easier to take the resources out of the book completely and copying them that way. This will save you a lot of time. Just make sure to clip your originals together with a binder clip to get them in good shape and ready for you next time you use them. **Or, you may just want to print your copies from the download version of the curriculum. All resources (except the lesson plans and the stories) can accessed this way.**

Getting Started with Praise Factory Investigators, continued

Bind It So They Can Find It



Once you've chosen what you want to use, make copies and put them in binders. Separate each lesson's materials with labeled tab dividers so that the teachers will be able to find the resources they need for each session. We like to put a few extra aids in the binder in the back: such as classroom management tips; what our teachers should do if they need a substitute teacher; and, where to find certain supplies they will need.

Download It



Download the **zip file of unit songs** from the website. A pdf of the track numbers is also included.

Make It... Before You Get Started

There is a set of resources you will be glad you made ahead of time: the games! The Praise Factory Investigators curriculum is a very active curriculum, with a number of different games suggested each lesson. The good news is that they are used in a rotation throughout the curriculum. That means, once you make these games, you store them and use them over and over (and for years to come!).



While you only need to make whatever games you choose to use with each lesson, **I would highly suggest you make all the games before you start using the curriculum and then storing them.** Get the prep work over with at the beginning and coast your way through years of enjoyment!

Store them in ziploc bags or baskets and pull them out when needed. So simple! Your teachers will love how easy it is to have an engaging learning session with so little work for them to do! And happy teachers are repeat teachers! **A full list of the games and the supplies needed to make them can be found in the "More Details" section of this chapter or in the Praise Factory Investigators Curriculum section online.**

Protect and Store It



This is a curriculum that keeps on giving, year after year. If you do a good job of storing the curriculum it will serve your church well and at little cost for many years. We store the resources for each unit in **manila envelopes and magazine storage boxes.**

Learn More



There are many more resources online that may help you customize the curriculum to fit your learning situation. These are listed online in the Praise Factory Resources section, as well as in the Getting Started Section.

Two you might especially want to look at are:

- **From the Ground Up** (Making a Great Start in Children's Ministry and with the Praise Factory Family of Curriculum)--(you've got this already. That's this book!)
- **Classroom Management Suggestions for Elementary School Age Children**

These are available for download or to order through amazon.com

See It in Action



visit us in
Washington,
D.C.

Three times a year (the third Saturday/Sunday of March, May and September), we hold a **free lunch, learn-and-look workshop and observation time here at Capitol Hill Baptist Church in Washington, D.C.**

On the Saturday, we gather for lunch and talk philosophy, child protection policy, encouraging parents, dealing with discipline issues, etc. and, of course, curriculum. After finishing up our group session, we are happy to talk to individual churches about their particular situation.

Then, on Sunday, we offer an opportunity to see Praise Factory Investigators as well as the other Praise Factory curriculum in action in our classes. The registration form for these workshops can be found on the Praise Factory website.

Session Prep (especially good for newbies!)

Pray!



Pray for the Holy Spirit to be at work in your heart and in the children's hearts.

Review



1. If new to the curriculum, look at the previous **Getting Started with Praise Factory Investigators section** (p.11). It will be especially helpful to read through the Praise Factory Investigators section of **The Praise Factory Tour: Extended Version Book**. This will be a visual way to understand what goes on in the classroom.
2. Notice that there is only lesson plan used for all three lessons for each Bible Truth. That's because the basic Bible truths are the same. Stories, questions, and activities for each lesson are different, of course. These difference are clearly noted, as you can see if you look through the lesson plan.
3. Flip through the resources for a particular Bible Truth. The resources offered for every Bible Truth are always the same and they are always ordered in the same order.

Look through and Learn the Lesson



Read over **lesson plan**. Learn the flow of the lesson. Read through the key concepts. You might want to look at the Bible Truth Discussion Sheet, found with each session's activities. It takes the Bible Truth concept and breaks it down into discussion question format. Some of the questions and answers might be helpful to have in your head before teaching the concept to the children.

Let There Be Music



Download the music and listen to the songs. Choose which of the songs you will use with the children. Practice the sign language, if you are using it. If using live musicians, make sure they have the sheet music from the Praise Factory Investigators Unit songbook.

You've Got a Story to Tell!



1. Read the Bible verses and the story, itself. Pray!
2. Create story cue cards on index cards (or highlight text).
3. Practice telling story dramatically, timing your presentation Shorten, if necessary to fit your allotted time.
4. Decorate area with story props that help bring your story alive.

Prepare Any Activities



Choose the activities you want to use. Bear in mind your time frame as well as the developmental abilities and attention span of your children as you decide what/how many to prepare. Look over the Discussion Question Sheet that goes with each activity. Choose a few questions you might use to spark discussion with the children. Prepare any craft, snack or game for your class.

Let Them Take It with Them



Make copies of the take home sheet.

Store It



After your session is over, collect the resources and store them for future use. This curriculum can be used over and over for years to come.

Learning More about the Praise Factory Investigators, by Resource

The extra-depth information starts here! Follow along in the Core Curriculum, Songbook and Pronto Books for Unit 1 (or another unit) as you read below. **We will be describing curriculum elements in the order they appear in the lesson plan. But first, here's a reminder of how a Praise Factory Investigators session is structured:**

Session Format: Regular Classroom or Large Group/Small Group Format

The PFI curriculum can be used in a regular classroom setting, in which all the children participate in the same activities at the same time; or, in a large group/small group format, in which the children gather together for opening activities and the story, then split up into small groups, each with their own activity, and finally coming back together for each group to make a presentation to the other children (or to the parents) at the end of session. Small groups alternate to a different activity each lesson for variety. Each PFI session follows the same three-part format, as described here:

Session Overview

Each PFI session follows the same three-part format, as described here:

PART 1: GETTING STARTED

A time to welcome the children to the class, introduce the class rules and the "Big Question and Answer" (and related songs) of the theological theme they are studying.

PART 2: DIGGIN' DEEP DOWN

The Bible truth (and related songs) is introduced. The Case Questions are revealed, the Bible story told, then the Case Questions answered. The teacher closes with an ACTS prayer (A prayer including **A**doration, **C**onfession, **T**hanksgiving, and **S**upplication related to the Bible truth they are learning.)

PART 3: TAKING ACTION

The children participate in the response activities chosen for the day and (if desired), presenting what they've learned to each other or to parents at the end of the session. Teachers give out take home sheets as children are dismissed.

Session Length

The resources for each PFI session-- as described in the lesson plan--are designed for a 60 to 90 minutes session. However, they can be easily shaped for you to tailor them to fit a shorter or longer session.

PFI Activities with Descriptions *(in order of use in curriculum)*

PFI Activities, by Section

Ok, now let's look at all of the activities included in each Praise Factory Investigator session, in order of use. You can, of course, choose which ones you want to include (or not include) in your own classroom.

Remember! Get out your resources and follow along!

PART ONE: Getting Started (Welcome and Opening Songs)

A time to welcome the children to the class, introduce the class rules and the Big Question and Answer (and related songs) of the theological theme they are studying.



Welcome to Praise Factory: PFI: Praise Factory Investigators Theme Song

PFI begins with the **Praise Factory Investigators Theme Song**--a detective-sounding song that introduces the idea of digging down in the truths of God's Word for answers to our Big Questions about God. Found on the PFI Unit Songs along with all the other songs. These songs are all downloadable off of the Praise Factory website.



Rules to Help Us Worship God and Love One Another:

The WoGoLOA Classroom Rules Song

WoGoLOA stands for Worship God and Love One Another--the two things we hope to help the children do during the PFI session. This song reminds the children of ways they can act to help all worship God and love one another. *(PFI Unit Songs)*



Big Question Under Investigation: Big Question & Answer and Songs

The Big Question and Answer for the unit (theological theme) are introduced. There are two Big Question songs to help the children remember the Big Question and Answer and what it means. The Big Q & A song is an adapted familiar nursery song/folk song which simply states the Big Question under Investigation and its answer. The Big Question Song is a new song especially written to help the children remember not just the Big Question and Answer, but what it means. *(PFI Unit Songs)*









Big Question Bible Verse: Bible Verse and Song

Each unit has a Bible verse that is central to the theological theme. This verse has been set to music to help the children remember it. *(PFI Unit Songs)*

PFI Activities with Descriptions *(in order of use in curriculum)*

PART TWO: Digging Deep Down (Key Bible Truth Concepts and Story)

With the unit's theological theme introduced, the session now turns to digging deeper down into the theological theme by looking at one particular aspect (Bible Truth) of the theme.

 <p>3-14 Truths per Unit</p>	<p>Bible Truth: Each unit has from three to fourteen Bible Truths. Each Bible truth is studied for three lessons. There are 104 Bible Truths in the whole curriculum.</p>
	<p>Bible Truth Hymn: One or more verses of a hymn that tie into the Bible Truth can be introduced at this point in the session. It also is offered in Part Three as a response activity with a complete set of discussion questions, sign language and a song game. <i>(PFI Unit Songs)</i></p>
	<p>Bible Truth Bible Verse: Each Bible Truth has a Bible verse that is central to the concept. This verse has been set to music to help the children remember it. The song can be introduced now, but it also offered in Part Three as a response activity with a complete set of discussion questions, sign language and a song game. <i>(PFI Unit Songs)</i></p>
	<p>Extra Bible Truth Bible Verse Song: Sometimes an extra Bible verse song is suggested. The words for this song are included in the response activities along with sign language. It can be used here or as a response activity. <i>(PFI Unit Songs)</i></p>
	<p>Bible Truth Story: (Old Testament, New Testament, or Story of the Saints) There is an Old Testament, New Testament and Story of the Saints story for each Bible Truth. The Old Testament or the New Testament story leads, followed by the Story of the Saints, then ending with the story from the other Testament. In keeping with the detective feel of PFI, each story is called a case and is introduced with two questions for the children to solve as they listen to the story. After the story is read, the teacher asks the children again and together they solve the case.</p>
	<p>Part Two: Digging Deep Down ends with prayer and dismissal to response activities.</p>

PFI Activities with Descriptions *(in order of use in curriculum)*

PART THREE: Taking Action (Response Activities to Choose from)

The children participate in the response activities chosen for the lesson; and (if desired), present what they've learned to each other or to parents at the end of the session. There are eleven different activities from which to choose. How many a teacher uses depends upon how much time you have and on whether you choose for everyone to do the same activities or whether you will split up into small groups and each do a different activity. A description of each activity follows.



Snack (and Discussion Planner):

A snack that includes food mentioned in the story or looks like something from the story, along with a description of how it ties into the story. Always feel free to modify the snack, being sensitive to food allergies. The snack sheet also includes a discussion planner to write down the questions you want to ask the children as they enjoy their snack. A question about the snack is included as the first discussion question.



ACTS Prayer:

In Praise Factory, the children learn the "ACTS" format of prayer. "A" is for Adoration (Praising God for who He is); "C" is for Confession (Saying sorry to God and turning from our sins); "T" is for Thanksgiving (Thanking God for His provisions); and, "S" is for Supplication (Asking God to supply our specific needs). Try to at least weave the Big Idea/Scripture Verse into A, C, T, or S, if not all four. Suggested ACTS applications for each Bible Truth are included on the ACTS prayer sheet.

Younger children can usually think up at least a related "Adoration" and a "Thanksgiving" related to the Bible Truth, while older children can usually think up a connection to all four. This is a wonderful way for them to expand their understanding of who God is, who we are as sinners, what we can thank God for and what we should ask of Him. It is also of great benefit to families who can easily apply this format to their own family devotions and prayer times.



Story Review and Game:

This activity includes discussion questions to understand and a game to reinforce the story.

End of session presentation option: Have children read some of their discussion questions for the other children to answer.









Bible Truth Review and Game:

This activity includes discussion questions to understand and a game to reinforce the Bible Truth.



End of session presentation option: Have children read some of their discussion questions for the other children to answer.

PFI Activities with Descriptions *(in order of use in curriculum)*

	<p>Bible Truth Hymn: This activity is one or more verses from a hymn which relates to the Bible Truth being learned. It includes discussion question for understanding the hymn, sign language of key words, and a song game that can be used with the song and the sign language. The audio and sheet music is available for download on the Praise Factory website.</p> <p><i>End of session presentation option:</i> Have children sing and sign their song and teach it to the other children.</p>
	<p>Bible Verse Review and Game: This activity includes discussion questions to understand and a game to reinforce the Bible Verse.</p> <p><i>End of session presentation option:</i> Have children read some of their discussion questions for the other children to answer.</p>
	<p>Bible Verse Song: Every PFI Bible verse has been set to music. This song can be used along with the Bible Verse Review discussion questions, listed in the previous activity. Sign language of key words and a song game that can be used with the song and the sign language are also included. The audio and sheet music is also available on the website for download.</p> <p><i>End of session presentation option:</i> Have children sing and sign their song and teach it to the other children.</p>
	<p>Case RePlay, Jr: Drama Activity for Youngest Children (children do same story actions together)</p> <p>This is a simpler drama activity in which the teacher leads all the children in doing the same actions as she retells the story.</p> <p><i>End of session presentation option:</i> Have the children act out the story for the others to watch.</p>
	<p>Case RePlay, Sr: Drama Activity for Most Children (children re-tell story with individual parts)</p> <p>This is a more involved drama activity in which each child acts out a particular role as the teacher retells the story.</p> <p><i>End of session presentation option:</i> Have the children act out the story for the others to watch.</p>
	<p>Craft: This craft activity includes discussion questions to help the children understand the significance of what they are making.</p> <p><i>End of session presentation option:</i> Have children read some of their discussion questions for the other children to answer.</p>

PFI Activities with Descriptions *(in order of use in curriculum)*



VIPP (Very Important Prayer Person) Prayer Time, Coloring Sheets and Game

VIPP stands for Very Important Prayer Person. The VIPP Group learns about a VIPP—a Very Important Prayer Person—from your church. This activity really has nothing to do with the Bible Truth or the story. Instead, it is an opportunity to help the children know more about and pray for church leaders and missionaries. VIPPs should include elders, deacons, supported workers, and church staff. However, your church may not have many VIPPs of this kind. Feel free to use special volunteers (such as Sunday School teachers or the pianist) and other regular church members as VIPPs. It never hurts for children to get to know everyone in their church and pray for them! There is a fill-in-the-blank questionnaire that you can use to get information about the VIPP to share with the children. Or, you also can invite the VIPP to the class. There is a game and a set of coloring sheets (called Clue Cards) that you can use to help the children remember what they've learned about the VIPP. This activity ends with praying for the VIPP. The coloring sheets are set up as a take-home activity that they can use to teach and pray with their parents for the VIPP.

End of session presentation option: Have children tell about the VIPP and lead the class in praying for him (kids or the teacher can pray, as desired.)

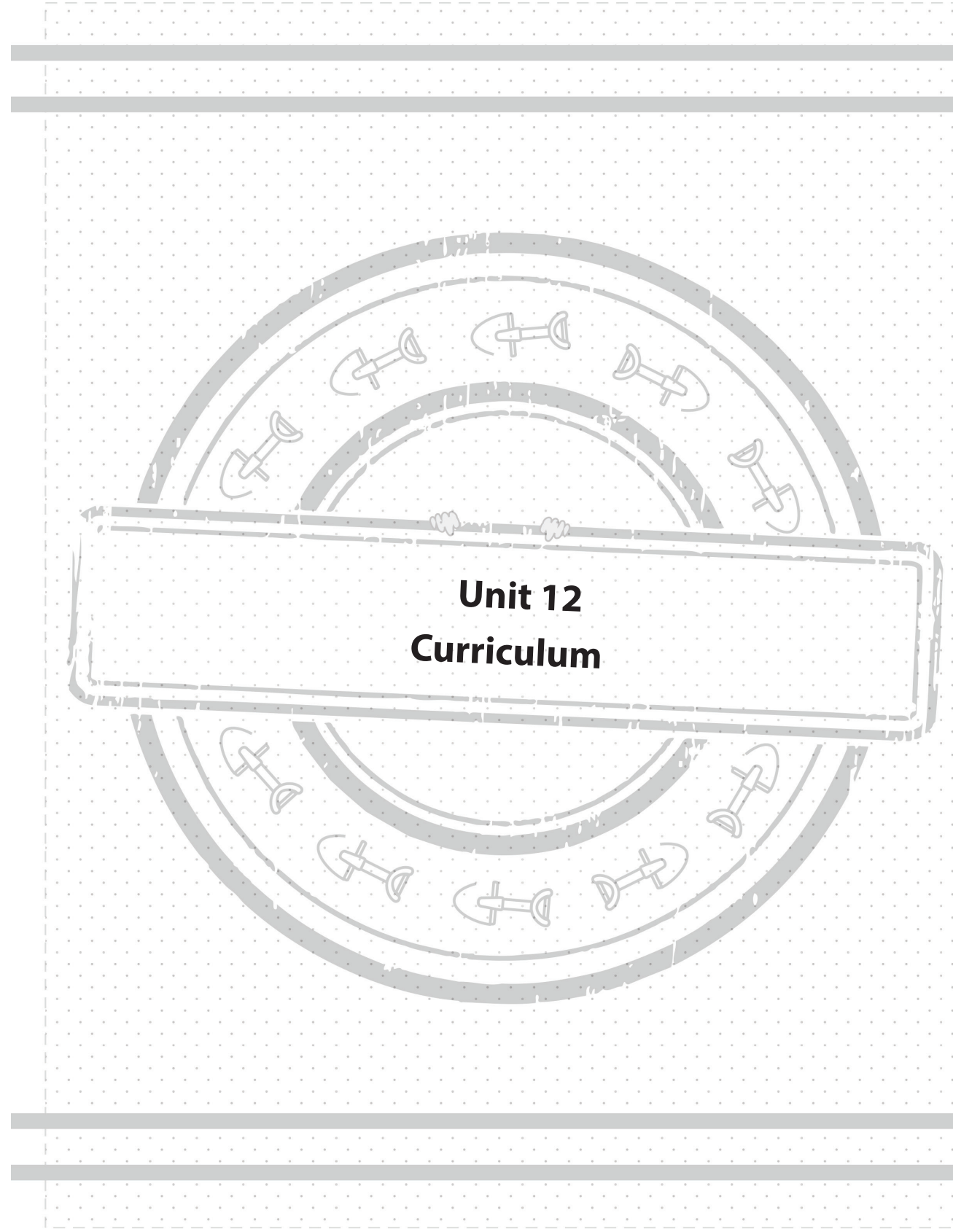
TAKING IT HOME: The PFI Pronto



A take home booklet, called the PFI Pronto, is available for each lesson. It includes the key concepts, lyrics and track numbers for the songs, the story, and a few review questions is available online with the Praise Factory resources.

MAKING THE CURRICULUM WORK FOR YOU

Any curriculum is at best just a beginning for making a good fit with your teachers and children. The sooner you can think of its resources as tools in your toolbox and less like an immovable structure, the better. There are so many resources available with this curriculum that it leaves you with many options besides what is laid out in the lesson plans. Take the lesson plans and a big, red marker and start crossing out or shifting around activities. Think about what your children and teachers are used to already and what works well. If possible, you might want to try to make these resources fit into that format before you try to change everything. Some use the PFI curriculum just as Sunday School or children's church materials. Others use part of the resources during Sunday morning classes and use the other resources in the same lesson in the Sunday evening program. Still others use it for Vacation Bible School. No doubt you will come up with yet other uses.



Unit 12
Curriculum

UNIT 12: GOD'S PEOPLE LIVE FOR HIM

UNIT OVERVIEW

We become God's people when we turn away from our sins and trust in Jesus as our Savior. That is the end of the punishment for our sins that we deserved from God, but it's the beginning of a whole new way to live. God's people want to honor God with their whole lives like Jesus did. They seek to love God most of all and love all people, too.

UNIT BIBLE VERSE: Ephesians 5:1-2, ESV

"Therefore be imitators of God, as beloved children. And walk in love, as Christ loved us and gave himself up for us, a fragrant offering and sacrifice to God."

BIG QUESTION UNDER INVESTIGATION: How Should God's People Live?

ANSWER: They Should Live Like Jesus...

BIBLE TRUTH 1: God's People Grow to Be More Like Jesus

The Case of the Sneak-Away Slave *The Book of Philemon NT*
The Case of the Drunken Soldier *Story of the Saints*
The Case of the Boy Who Did What Men Did Not *1 Samuel 1-3 OT*
Bible Verse: 2 Corinthians 3:18 ESV

BIBLE TRUTH 2: God's People Love Him with All of Themselves

The Case of the Three Questions *Mark 16; Luke 5,9,18,22; John 21 NT*
The Case of the Lively Learning Lad *Story of the Saints*
The Case of the Man Who Lived "No" *Jeremiah 17:7; 29:7; Daniel 1,6 OT*
Bible Verse: Deuteronomy 6:4-5 ESV

BIBLE TRUTH 3: God's People Love Others

The Case of the Man Who Needed to Multiply *Matthew 18:21-35 NT*
The Case of the Needy Newborn *Story of the Saints*
The Case of the Friend Who Didn't Fail *1 Samuel 17-20; 2 Samuel 9 OT*
Bible Verse: 1 Corinthians 13:4-8,13 ESV

BIBLE TRUTH 4: God's People Trust Him

The Case of the Wedding that Almost Wasn't *Matthew 1:18-25; Luke 1:26-56 NT*
The Case of the Impossible Task *Story of the Saints*
The Case of the Put-off Promise *Genesis 11:26-12:9; Joshua 24:2; Acts 7:2-5; Hebrews 11:8 OT*
Bible Verse: Proverbs 3:5-6 ESV

BIBLE TRUTH 5: God's People Are Good Stewards of His Gifts

The Case of the People Who Wouldn't Stop *Exodus 3, 5, 11,12,15,19-40 OT*
The Case of the Bulging Box *Story of the Saints*
The Case of the Treasure Seekers *Luke 11:13-34 NT*
Bible Verse: 1 Peter 4:10-11 ESV

BIBLE TRUTH 6: God's People Obey Him

The Case of the Wise Man's Writings *Deuteronomy 17; 1 Kings 1-12; 2 Chronicles 1-10 OT*
The Case of the Porcupine Roach *Story of the Saints*
The Case of the Lazy Listeners *Matthew 4-7 NT*
Bible Verse: John 14:23-24 ESV

UNIT 12: GOD'S PEOPLE LIVE FOR HIM

BIBLE TRUTH 7: God's People Work for Him

The Case of the Barley and the Bitter Woman *Ruth 1-4 OT*

The Case of the Greene Girl's Dream *Story of the Saints*

The Case of Peter and the Dead Gazelle *Luke 24:47; Mark 16:17-28; Acts 9:32-43 NT*

Bible Verse: Ephesians 2:10; 6:7-8 NIV 1984

BIBLE TRUTH 8: God's People Read His Word, the Bible

The Case of the Missing Words *Deuteronomy 6,9,31; Ezra; Nehemiah 8-10 OT*

The Case of the Sly Soap-Makers *Story of the Saints*

The Case of the Synagogue Stalkers *Acts 17; 1 and 2 Thessalonians NT*

Bible Verse: Psalm 119:11,15-16 ESV

BIBLE TRUTH 9: God's People Think about Him

The Case of the Eavesdropping Cook *Luke 10:25-42 NT*

The Case of the Sneakiest Sneaker *Story of the Saints*

The Case of the Forgetful Fretters *Exodus 14-15 OT*

Bible Verse: Psalm 63:2-4 ESV

BIBLE TRUTH 10: God's People Say "No" to Temptation

The Case of the Handsome No-Man *Genesis 37,39,45,50 OT*

The Case of the Courageous Couple *Story of the Saints*

The Case of the Tricky Givers *Acts 4:32-5:14 NT*

Bible Verse: 1 Corinthians 10:13 ESV

BIBLE TRUTH 11: God's People Tell Others about Him

The Case of the Homecoming Heralds *Acts 13:1-12 NT*

The Case of the Never-Quitter *Story of the Saints*

The Case of the Reluctant Messenger *Jonah 1-3 OT*

Bible Verse: Romans 10:13-15 ESV

BIBLE TRUTH 12: God's People Suffer According to God's Good Plan

The Case of the Surprising Sufferer *The Book of Job OT*

The Case of the Atheist Under Attack *Story of the Saints*

The Case of the Suffering Speaker *Acts 9,18, 2 Corinthians 11:16-33 NT*

Bible Verse: 1 Peter 1:6-7 NIV1984

BIBLE TRUTH 13: God's People Know Heaven Is Their Home

The Case of the Homebound Hero

Matthew 6:14-16; Luke 7, 23; John 6:1-15, 7:31, 40; Acts 7: 20-43; Hebrews 12:1-3 NT

The Case of the Prisoner's Paradise *Story of the Saints*

The Case of the Locked Out Leader

Exodus 2-3; Numbers 20,27:12-23; Deuteronomy 32:44-52, 34; Acts 7: 20-43; Hebrews 11:16,23-27 OT

Bible Verse: Philippians 3:18-20 ESV

BIBLE TRUTH 14: God's People Delight in God's Glory

The Case of the Rejected Riches *Genesis 12-14 OT*

The Case of the Bent-Bodied Boy *Story of the Saints*

The Case of the Slandered Servant *Acts 6-7 NT*

Bible Verse: Psalm 66:1-3,5,9,16 ESV

PFI ESV SONGS 12 TRACK NUMBERS

This is a listing of all songs mentioned in the unit curriculum. You may or may not choose to use all of the songs. They are listed in easy-reference order--NOT in the order used in the curriculum.

You may choose to simply burn a CD/load them onto an mp3 device in this order. Or, you may want to do what we do: choose the songs we want to use and create a playlist of them in that order. Then, we burn a CD/upload the playlist onto an mp3 device. A teacher only has to click forward to the next song, instead of hunting for the right track. The track number have been included as part of the title of each song, teachers will still have a reference to the track number listed in the curriculum (same as those listed below), even if you change the order on your customized playlist.

- 1 PFI Theme Song
- 2 WoGoLOA Rules Song

UNIT 12: GOD'S PEOPLE LIVE FOR HIM

- 3 Big Q & A 12 Song
- 4 Big Question 12 Song: How Should God's People Live?
- 5 Unit 12 Bible Verse: Walk in Love Ephesians 5:1-2, ESV
- 6 *Unit 12 Extra Bible Verse: Let Everyone Who Names the Name 2 Timothy 2:19,22, ESV*

Bible Truth 1: God's People Grow to Be More Like Jesus

- 7 Hymn: The Church's One Foundation, v.1
- 8 Bible Verse: We All With Unveiled Face 2 Corinthians 3:18, ESV

Bible Truth 2: God's People Love Him with All of Themselves

- 9 Hymn: When I Survey the Wondrous Cross, v.4
- 10 Bible Verse: Hear, O Hear Deuteronomy 6:4-5, ESV

Bible Truth 3: God's People Love Others

- 11 Hymn: Blest Be the Tie that Binds, vs.1-4
- 12 Bible Verse: Love 1 Corinthians 13:4-8,13, ESV
- 13 *Extra Bible Verse: Love Is Patient 1 Corinthians 13:4-8, ESV*

Bible Truth 4: God's People Trust Him

- 14 Hymn: Trust and Obey, v.2
- 15 Extra Song: Walk by Faith
- 16 Bible Verse: Trust Proverbs 3:5-6, ESV
- 17 *Extra Bible Verse: Trust in the LORD Proverbs 3:5-6, ESV*
- 18 *Extra Bible Verse: May the God of Hope Romans 15:13, NIV 1984*

Bible Truth 5: God's People Are Good Stewards of His Gifts

- 19 Hymn: Be Thou My Vision, v.2
- 20 Bible Verse: As Each Has Received a Gift 1 Peter 4:10-11, ESV
- 21 *Extra Bible Verse: Gift, Gift, Gift 1 Peter 4:10-11, ESV*

Bible Truth 6: God's People Obey Him

- 22 Hymn: Take My Life and Let It Be, v.4
- 23 Bible Verse: If Anyone Loves Me John 14:23, ESV
- 24 *Extra Bible Verse: Jesus Answered John 14:23-24, ESV*

Why the Extra Songs?

PFI is a curriculum used by a wide age-span of kids. Sometimes one of the other songs is a better fit for your kids. Or, you may simply want to teach them more songs on the same Bible Truth. Use as many or as few as you want.

PFI ESV SONGS 12 TRACK NUMBERS

Bible Truth 7: God's People Do Good Works God Has Prepared for Them

- 25 Hymn: Take My Life and Let It Be, vs.1
- 26 Hymn: Take My Life and Let It Be, vs.2
- 27 Hymn: Take My Life and Let It Be, vs.3
- 28 Bible Verse: For We Are God's Workmanship Ephesians 2:10; 6:7-8, NIV 1984

Bible Truth 8: God's People Read His Word, the Bible

- 29 Hymn: Trust and Obey, v.1
- 30 Bible Verse: I Have Stored Up Your Word Psalm 119:11,15-16, ESV

Bible Truth 9: God's People Think about Him

- 31 Hymn: Be Thou My Vision, v.1
- 32 Bible Verse: Your Steadfast Love Is Better than Life Psalm 63:3-4, ESV
- 33 *Extra Bible Verse: Let the Morning Bring Me Psalm 143:5,8, NIV 1984*

Bible Truth 10: God's People Say "No" to Temptation

- 34 Hymn: Sweet Hour of Prayer, v.1
- 35 Bible Verse: No Temptation 1 Corinthians 10:13, ESV
- 36 *Extra Bible Verse: No Temptation Has Overtaken You 1 Corinthians 10:13, ESV*

Bible Truth 11: God's People Tell Others about Him

- 37 Hymn: Come, Ye Sinners, Poor and Needy, v.1
- 38 *Extra Song: God's One Big Plan*
- 39 Bible Verse: How Beautiful Romans 10:13-15, ESV
- 40 *Extra Bible Verse: Be My Witnesses Acts 1:8, ESV*

Bible Truth 12: God's People Suffer According to His Plan

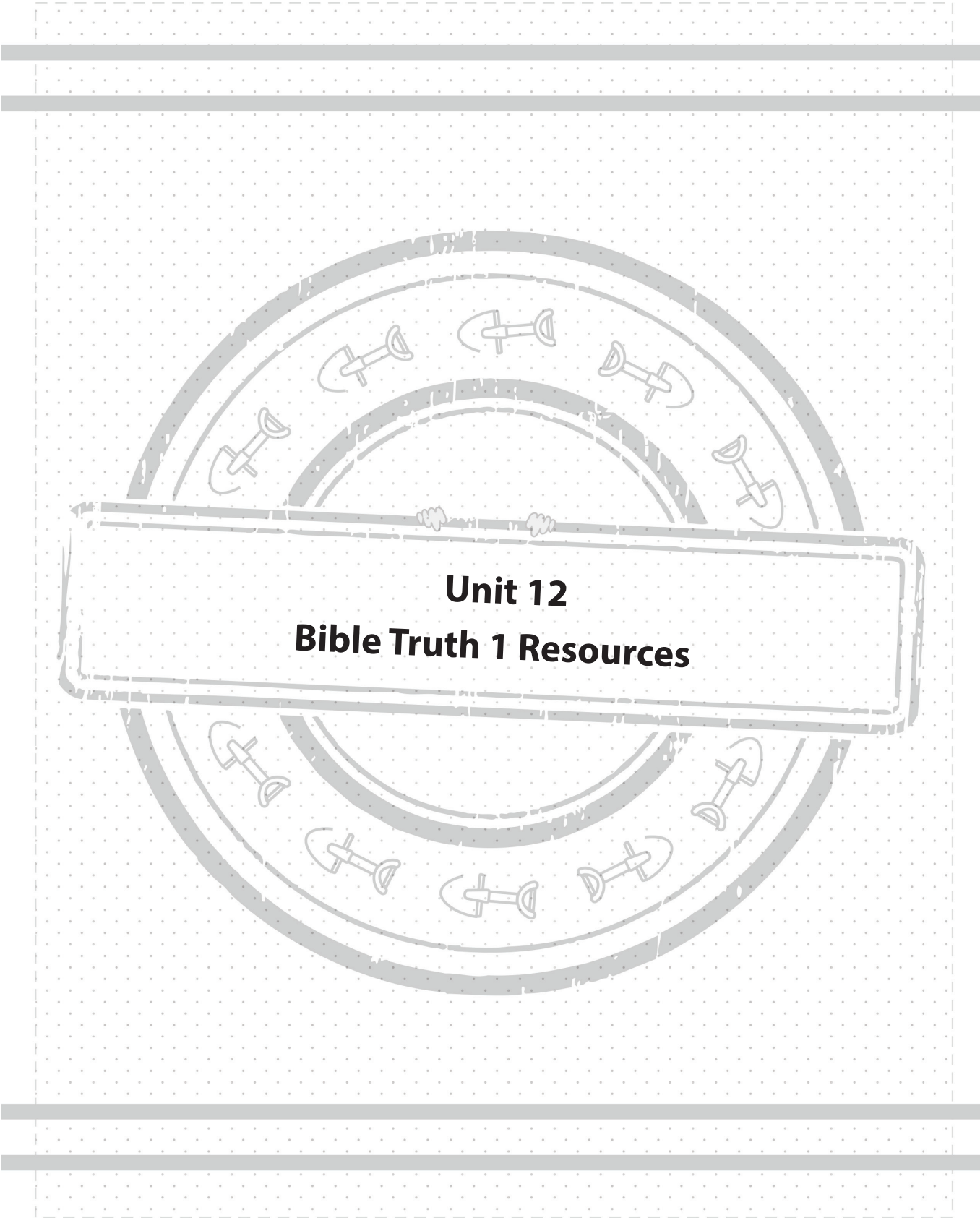
- 41 Hymn: How Firm a Foundation, v.3
- 42 Hymn: How Firm a Foundation, v.4
- 43 Bible Verse: For A Little While 1 Peter 1:6-7, NIV 1984
- 44 *Extra Bible Verse: If God Is for Us Romans 8:31,32,35,37-39, ESV*
- 45 *Extra Bible Verse: Count It All Joy James 1:2-4, ESV*

Bible Truth 13: God's People Know Heaven Is Their Home

- 46 Hymn: The Sands of Time Are Sinking, v.1
- 47 Hymn: The Sands of Time Are Sinking, v.2
- 48 Hymn: The Sands of Time Are Sinking, v.3
- 49 Hymn: The Sands of Time Are Sinking, v.4
- 50 Bible Verse: Many Walk as Enemies Philippians 3:18,19,20, ESV
- 51 *Extra Bible Verse: You Were Publicly Exposed Hebrews 10:32-36, ESV*

Bible Truth 14: God's People Delight in God's Glory

- 52 Hymn: To God Be the Glory, v.1
- 53 Hymn: To God Be the Glory, v.3
- 54 Bible Verse: Shout with Joy to God Psalm 66:1-3,5,9,16, ESV
- 55 *Extra Bible Verse: I Will Bless the LORD Psalm 34:1,3,8,10, ESV*



Unit 12
Bible Truth 1 Resources

BIBLE TRUTH 1 OVERVIEW

Unit 12: God's People Live for Him

Big Question and Answer: "How Should God's People Live Each Day? They Should Live Like Jesus!"

Bible Verse: "Therefore be imitators of God, as beloved children. And walk in love, as Christ loved us and gave himself up for us, a fragrant offering and sacrifice to God." Ephesians 5:1-2

Bible Truth 1 Concept: God's People Grow to Be More Like Jesus

When someone turns away from their sins and trusts in Jesus as their Savior, they become one of God's people. Not only does God forgive their sins, but He puts His Holy Spirit in their heart to live.

The Holy Spirit works powerfully inside of God's people. He gives them wisdom and helps them understand God's Word. He helps them want to love and please God. He helps them continue to turn away from their old ways of living. He helps them to grow more like Jesus in how they think, speak and act. He is their Helper, their Comforter, their Guide, who will always be with them, at work on the inside.

None of God's people will ever be perfect here on earth. But God, by the power of His Holy Spirit, is growing them and transforming them, bit by bit, for their good and His glory. This is how God helps them to live for Him on earth and prepares them to live with Him in heaven one day.

Bible Truth 1 Bible Verse

Meditation Version: 2 Corinthians 3:18

"And we all, with unveiled face, beholding the glory of the Lord, are being transformed into the same image from one degree of glory to another. For this comes from the Lord who is the Spirit."

Bible Truth 1 ACTS Prayer

A God, we praise You for being the Changer of Your People through Your Holy Spirit.

C God, we confess that many times we do not live or love like Jesus. We need a Savior!

T Thank You, God for Your promise to change Your people to love and live for You. None who trust in Jesus ever need to feel hopeless about their sins!

S God, work in our hearts! Send Your Holy Spirit to live inside of us. Help us turn away from our sins and trust in Him as our Savior. Make us more like Jesus in how we live and love.

Bible Truth 1 Stories

Lesson 1: The Case of the Sneak-Away Slave (New Testament)

The Book of Philemon

Lesson 2: The Case of the Drunken Soldier (Story of the Saints)

Lesson 3: The Case of the Boy Who Did What Men Did Not (Old Testament)

1 Samuel 1-3

1. GETTING STARTED: Welcome and Opening Songs (*introduce unit and get kids moving with these songs*)

<p>Welcome</p>	<p>“Welcome to Praise Factory. We’re so glad you’ve joined us! Here at the PFI, we’re investigators. (That’s what the “I” stands for!) Investigators look for answers to questions. In PFI, we look for answers to big questions about God. We dig deep down in the truths of God’s Word to find them.”</p>
<p>Praise Factory Theme Song</p>	<p>“Let’s sing our Praise Factory Investigator’s theme song.”</p> <p>PFI: Praise Factory Investigators <i>PFI ESV Songs 12, Track 1</i></p> <p>We’re PFI: Praise Factory Investigators, Diggin’ deep down for truths in God’s Word, That’s PFI: Praise Factory Investigators, Diggin’ deep down for truths in God’s Word, We’re looking for answers to very big questions, Big questions about God, If you’re looking for answers to very big questions ‘bout God, come along, Join PFI: Praise Factory Investigators, Diggin’ deep down for truths in God’s Word, That’s PFI: Praise Factory Investigators, Diggin’ deep down for truths in God’s Word. Deep down, diggin’ down, Let’s go diggin’ down, Deep down, diggin’ down, ‘Til answers to all our Big Questions we’ve found. We’re PFI: Praise Factory Investigators, Diggin’ deep down for truths in God’s Word, That’s PFI: Praise Factory Investigators, Diggin’ deep down for truths in God’s Word.</p>
<p>Classroom Rules Song</p>	<p>An important part of Praise Factory is helping us worship God and love one another. Our WoGoLOA song reminds us how we should act. Let’s sing it.”</p> <p>WoGoLOA Rules Song <i>PFI ESV Songs 12, Track 2</i></p> <p>Refrain: WoGoLOA means “Worship God and love one another,” WoGoLOA means “Worship God and love one another.”</p> <p>WoGo means “Worship God.” Sound off, 1,2,3, Joyfully take part, Listen to others, Obey your teachers. (<i>Refrain</i>)</p> <p>LOA means “Love One Another.” Sound off, 1,2,3, Be kind, Be encouraging, Help others, help others. (<i>Refrain twice</i>)</p>

1. GETTING STARTED, continued

Opening Prayer	"Let's ask God to help us obey these rules, and to help us worship Him and love one another as we learn more about Him today. Let's pray." <i>Pray.</i>
Big Question Under Investigation: Big Question 12 and Songs	<p>"Now it's time to turn today's Big Question Under Investigation.</p> <p>It's: How Should God's People Live?</p> <p>We become God's people when we turn away from our sins and trust in Jesus as our Savior. That is the end of the punishment for our sins that we deserved from God, but it's the beginning of a whole new way to live. God's people want to honor God with their whole lives like Jesus did. They seek to love God most of all and love all people, too.</p> <p>So the answer to our Big Question, 'How Should God's People Live? is: They Should Live Like Jesus!</p> <p>"Let's sing our Big Question Song(s): <i>choose one or both</i></p> <p>Big Q & A 12 Song <i>PFI ESV Songs 12, Track 3</i> <i>(adapted version of "Twinkle, Twinkle, Little Star")</i> How should God's people live each day? They should live like Jesus! How should God's people live each day? How should God's people live each day? How should God's people live each day? They should live like Jesus!</p> <p>How Should God's People Live? <i>PFI ESV Songs 12, Track 4</i></p> <p><i>Refrain:</i> How should God's people live? How should God's people live? How should God's people live? They should live like Jesus!</p> <p>Verse 1: Jesus loved God most of all, He loved all people, too, In all that He did and said and thought, He loved them thru and thru. <i>(Refrain)</i></p> <p>Verse 2: God's people should love God most of all, They should love others, too, And God the Holy Spirit, Will help them in all they do. <i>(Refrain)</i></p>

1. GETTING STARTED, continued**Unit 12
Bible Verse**

"How do I know this is true? The Bible tells me so!

Ephesians 5:1-2 tells us: "Therefore be imitators of God, as beloved children. And walk in love, as Christ loved us and gave himself up for us, a fragrant offering and sacrifice to God."

**Big Question 12 Bible Verse Song
Walk in Love: Ephesians 5:1-2**

PFI ESV Songs 12, Track 5

*You might also enjoy
listening to:
Let Everyone Who
Names the Name
2 Timothy 2:19,22, ESV
PFI ESV Songs 12, Track 6*

Therefore be imitators of God, as beloved children,
And walk in love, as Christ love us,
Therefore be imitators of God, as beloved children,
And walk in love, as Christ love us,
Walk, walk, walk in love, walk in love as Christ loved us,
Walk, walk, walk in love, walk in love as Christ loved us.
Ephesians Five, one and two.

God's people have been loved by God through Jesus Christ in the deepest way imaginable. What more could He have done than to offer up His life as the full payment for their sins so they could be God's people. The Bible tells us that He did this even while we were still His enemies. He loved us before we loved Him! But Jesus did this not just because of His love for God's people, but even more so, for His love for God, His Father. He always delighted to do whatever His Father wanted Him to do. God calls His people to live like Jesus, loving others and loving Him, in everything they do. God promises to help them to live this way.

2. DIGGING DEEP DOWN: Key Concept and Story (introduce the Bible Truth and tell the related story)**Bible Truth 1**

"It's time for us to dig down deeper for answers to our Big Question. We're learning **FOURTEEN** Bible Truths that all tell us something about how God's people live. We are learning the first one today.

The Bible Truth we are going to be thinking about today is:

God's People Grow to Be More Like Jesus.

When someone when turns away from their sins and trusts in Jesus as their Savior, they become one of God's people. Not only does God forgive their sins, but He puts His Holy Spirit in their heart to live.

The Holy Spirit works powerfully inside of God's people. He gives them wisdom and helps them understand God's Word. He helps them want to love and please God. He helps them continue to turn away from their old ways of living. He helps them to grow more like Jesus in how they think, speak and act. He is their Helper, their Comforter, their Guide, who will always be with them, at work on the inside.

None of God's people will ever be perfect here on earth. But God, by the power of His Holy Spirit, is growing them and transforming them, bit by bit, for their good and His glory. This is how God helps them to live for Him on earth and prepares them to live with Him in heaven one day.

2. DIGGING DEEP DOWN, continued

Bible Truth 1 Hymn	<p>“Long ago, a man named Samuel J. Stone was thinking about this Bible truth, too. He wrote the words to a hymn called “The Church’s One Foundation” We’re going to learn a verse from it.</p>
	<p>The Church’s One Foundation <i>PFI ESV Songs 12, Track 6</i></p>
	<p>Verse 1 The Church’s one foundation Is Jesus Christ her Lord; She is His new creation, By Spirit and the Word: From heav’n He came and sought her To be His holy bride, With His own blood He bought her, And for her life He died.</p>
	<p>Church is the Bible word for all of God’s people. Jesus Christ is the Church’s foundation because He is the only one who could save His people. Without Him, no one could ever be forgiven their sins and come to know God. He bought all of God’s people by paying for their sins with His own blood when He died on the cross. The Holy Spirit works in each of God’s people, helping them turn from their sins and trust in Jesus as their Savior when they hear God’s Word. He gives them a new heart that knows and loves God and want to serve Him. One day the whole Church will be together with Jesus. The Church will be like His bride whom He loves and delights in forever. And how the Church will love Jesus! Like a bride loves her new husband, but far, far more!</p>
Bible Truth 1 Bible Verse and Song	<p>“The Bible verse we are going to be digging down into for this Bible Truth is: 2 Corinthians 3:18 “And we all, with unveiled face, beholding the glory of the Lord, are being transformed into the same image from one degree of glory to another. For this comes from the Lord who is the Spirit.”</p>
	<p>Long ago, when Moses met with the LORD, he would sometimes would actually glow with God’s glory! Sometimes he would wear a veil that would cover up God’s glory when he was with the people. Moses’ face may have sometimes shown with God’s glory, but God’s people have His Holy Spirit inside them. God doesn’t want them to hide His glory--they are not to veil His work in their lives, but show it to all. The Holy Spirit works inside them and transforms them. He helps them to love God and live holy lives that reflect Him.</p>
	<p>We’ve said our Bible verse, now let’s sing it!</p>
	<p>We All With Unveiled Face <i>PFI ESV Songs 12, Track 7</i></p>
	<p>We all with unveiled face, Beholding the glory of the Lord, Are being transformed, Into the same image, From one degree of glory to another, For this comes from the Lord, The Lord, who is the Spirit. For this comes from the Lord, The Lord, who is the Spirit. The Lord, who is the Spirit. Second Corinthians Three, eighteen.</p>

2. DIGGING DEEP DOWN, continued**LESSON 1 STORY****New Testament:**

The Case of the Sneak-Away Slave
The Book of Philemon

"Now it's time for today's story called: **The Case of the Sneak-Away Slave.**

As you listen to the story, see if you can figure out:

1. Who was Sneak-Away Slave? Why did he sneak away?

2. What happened that caused him to go back?

(If desired, write these questions on a sheet of paper to refer to when the story is finished.)

Read story.

After reading story, ask for the children's answers to the questions.

1. Who was Sneak-Away Slave? Why did he sneak away? Onesimus. He did not want to be a slave.

2. What happened that caused him to go back? Paul shared the gospel with him and he became a Christian. He went back home because as he grew as a Christian, he knew this was the right thing to do.

Close in prayer. (prayer suggestions included at end of story)

LESSON 2 STORY**Story of the Saints:**

The Case of the Drunken Soldier

"Now it's time for today's story called: **The Case of the Drunken Soldier.**

As you listen to the story, see if you can figure out:

1. Who was the Drunken Soldier? What problems did his drunkenness cause?

2. What changed him? How did this change show?

(If desired, write these questions on a sheet of paper to refer to when the story is finished.)

Read story.

After reading story, ask for the children's answers to the questions.

1. Who was the Drunken Soldier? What problems did his drunkenness cause?

John Lees. He spent his family's money on drink instead of spending it on food and other things they needed.

2. What changed him? How did this show? John became a Christian. The Holy Spirit came to live in his heart. John read God's Word and prayed. The Holy Spirit used these things to change him. He left behind his drink. He was a good and godly father and husband. He worked hard to tell others about Jesus.

Close in prayer. (prayer suggestions included at end of story)

2. DIGGING DEEP DOWN, continued**LESSON 3****Old Testament Story:****The Case of the Boy Who Did What Men Did Not**
1 Samuel 1-3

"Now it's time for today's story called: **The Case of the Boy Who Did What Men Did Not.**

As you listen to the story, see if you can figure out:

- 1. Who was the boy? Who were the men who didn't do what the boy did?**
 - 2. What did the boy do that the men did not? Who helped the boy live this way?**
- (If desired, write these questions on a sheet of paper to refer to when the story is finished.)*

Read story.

After reading story, ask for the children's answers to the questions.

- 1. Who was the boy? Who were the men who didn't do what the boy did?**

Samuel. Phineas and Hophni, the sons of the high priest, Eli.

- 2. What did the boy do that the men did not? Who helped the boy live this way?**

Samuel worshiped the LORD and offered the people's sacrifices the right way. Eli taught Samuel how God wanted him to serve. Samuel listened to God when He spoke and wanted to obey. The Holy Spirit worked in Samuel's heart, helping him obey.

Close in prayer. (prayer suggestions included at end of story)

3. TAKING ACTION: Response Activities *(choose from among these activities)***Response Activities**

- **ACTS Prayer Activity:** Add your own prayer requests to the ACTS prayer
- **Sneaky Snack:** Story-related snack
- **Bible Truth Review Activity:** Game with questions related to the Bible Truth
- **Bible Truth Hymn:** Music activities to learn a portion of a Bible Truth-related hymn
- **Bible Verse Review Activity:** Game with questions related to Bible Truth Bible verse
- **Bible Verse Song:** Music activities to learn the Bible Verse song
- **Story Review Activity:** Game with questions related to the Bible Truth and Case
- **Case RePlay, Jr. and Sr.:** Two drama activities that review the story: one for younger children, one for older children.
- **Craft:** Story-related craft
- **VIPP (Very Important Prayer Person):** Game and a coloring activity to help children learn about people in your church and how to pray for them.

(VIP resources: found online or at back of this book)

4. TAKING IT TO OTHERS *Optional presentations for the last few minutes of class***Presenting to Other Children**

If you split the children into different response activities, you can gather the children together again and have each small group make presentations to show the other children what they learned. Presentation ideas are included in the resources for each activity.

Presenting to Parents

If you keep your children together for response activities, you can have them make a presentation of something they have learned to their parents when they come to pick them up from class. Presentation ideas are included in the resources for each activity.

5. TAKING IT HOME *(Take Home Sheet)***PFI Pronto**

Give out the PFI Pronto for the case story as well as any other materials as the children are dismissed.

BIBLE TRUTH 1, LESSON 1: PLANNER/OVERVIEW

GETTING STARTED: Welcome and Opening Songs (*introduce unit and get kids moving with these songs*)

Welcome to Praise Factory: PFI: Praise Factory Investigators Theme Song *PFI ESV Songs 12, Track 1*

Rules to Help Us Worship God and Love One Another: WoGoLOA Classroom Rules Song
PFI ESV Songs 12, Track 2

Big Question Under Investigation: Big Question 12 Songs *PFI ESV Songs 12, Tracks 3,4*

Big Question Bible Verse: Ephesians 5:1-2 Song: *PFI ESV Songs 12, Track 5*

Extra Bible Verse Song: Let Everyone Who Names the Name: 2 Timothy 2:19,22, ESV PFI ESV Songs 12, Track 6

DIGGING DEEP DOWN: Key Concept and Story (*introduce the Bible Truth and tell the related story*)

Bible Truth 1: God's People Grow to Be More Like Jesus

Bible Truth Hymn: The Church's One Foundation, v.1 *PFI ESV Songs 12, Track 7*

Bible Verse: 2 Corinthians 3:18

Bible Verse Song: We All with Unveiled Face *PFI ESV Songs 12, Track 8*

Lesson 1 New Testament: The Case of the Sneak-Away Slave *The Book of Philemon*

TAKING ACTION: Response Activities (*choose from among these activities*) *resources online only unless noted*

Snack and Discussion Planner: Runaway Among the Rocks

ACTS Prayer: Prayer Sheet

Bible Truth Review: Discussion Questions and Game: Menagerie

Bible Truth Hymn: The Church's One Foundation, v.1 *PFI ESV Songs 12, Track 7*

Song, Sign Language and Song Game: Mimic Me!

PFI ESV SONGS 12 BOOK or ONLINE

Bible Verse Review: 2 Corinthians 3:18 Discussion Sheet and Game: Hoop & Holler

Bible Verse Song: We All with Unveiled Face 2 Corinthians 3:18 *PFI ESV Songs 12, Track 8*

Song, Sign Language and Song Game: Word Take Away

PFI ESV SONGS 12 BOOK or ONLINE

Story Review: Discussion Questions and Game: Keep It Under Your Hat

Case Replay, Jr: Drama Activity for Youngest Children (children do same story actions together)

Case Replay, Sr: Drama Activity for Most Children (children re-tell story with individual parts)

Craft: A Letter for Philemon

VIPP (Very Important Prayer Person) Prayer Time: Coloring Sheets and Game: Mix and Match

TAKING IT HOME: Take Home Sheet for Review and Family Devotions

PFI Pronto: Bible Truth 1, Lesson 1 **PFI ESV PRONTOS 12 BOOK or ONLINE**

The Case of the Sneak-Away Slave *The Book of Philemon* by Connie Dever**Our story is called:****The Case of the Sneak-Away Slave.****As you listen to the story, see if you can figure out:**

1. Who was Sneak-Away Slave? Why did he sneak away?
2. What happened that caused him to go back?

Our story today takes place during New Testament times, about 30 years after Jesus died on the cross and rose from the dead.

Tired and dusty, Philemon arrived in Ephesus. Philemon was a rich man from Colossae, an important city on the Lycus River and in the shadow of great Mt. Cadmus. He had traveled 120 miles up the trade route to the even bigger city of Ephesus to do business. What exactly Philemon planned to sell in Ephesus, we don't know. It might have been wool or purple cloth, since Colossae was famous for these. But whatever it was Philemon had come to Ephesus to get a little richer from selling on that trip, he certainly went home far richer than he could have imagined and from something far different and totally unexpected. From Paul, he came to know what true riches were.

Paul had come to Ephesus to share about Jesus. Every day Paul preached in the Hall of Tyrannus and it was probably here that Philemon heard the gospel. "All people are sinners who deserve God's eternal punishment for their sin," Paul would have said. "But God in His great mercy, sent His Son Jesus to die on the cross as complete payment for the sins of all who would ever repent and turn and trust in Him. Come, repent, come, believe!" he urged the listening crowd.

The Holy Spirit was at work in Philemon as Paul preached. He gave him the gifts of repentance and faith. Here were true riches! To know God and to be forgiven from his sins. Philemon was a new person, with the Holy Spirit living in his heart.

But that was only the beginning of the changes to happen to Philemon. The Holy Spirit was at work, helping him live more like Jesus. Now Philemon wanted to tell others about Jesus and help them live like Jesus, too. When he returned back home to Colossae, he told his wife, Apphia, and his son, Archippus, about Jesus and they became Christians, too. He told many others

about Jesus and before long, a whole little church of believers met each week at Philemon's villa. How happy Philemon and this little church was! Here were true riches! Knowing God and having the Holy Spirit at work in each of their hearts!

And the more the Holy Spirit worked, the more all these believers lived like Jesus-- especially Philemon. He became well-known for his great faith in God and his love for all of God's people. Word even reached Paul, far, far away, about the amazing work of the Holy Spirit in Philemon's life.

But even despite all these wonderful things that were happening, not everyone was happy at Philemon's. A man named Onesimus, in particular was very unhappy. The big reason Onesimus was unhappy was he was a slave. In case you don't know, a slave is a person that is bought by another person and forced to work for them for no money. A few people were slaves by choice. But most slaves were forced to become slaves when the Romans defeated them in war. During Onesimus' time, the Romans bought and sold about 500,000 new slaves a year.

Like many slaves, Onesimus wanted his freedom, but it cost a lot of money and few could ever afford it. And besides, he didn't want to wait year to save up enough money. He wanted his freedom now! He was so unhappy and he didn't do his work well. Onesimus means 'useful' in his language, but 'useless' would be a better name for him.

Onesimus decided to take things into his own hands. "I am tired of this life as a slave! I am going to runaway!" thought Onesimus. And that was just what he did.

"Philemon, Onesimus is missing...and so is some of

Story-telling Tips**Ahead of time:**

1. Read the Bible verses and story. Pray!
2. Create story cue cards on index cards (or highlight text).
3. Practice telling story dramatically, timing your presentation. Shorten, if necessary to fit your allotted time.
4. Decorate area with story props that help bring your story alive.

During your presentation:

1. Maintain as much eye contact as possible as you tell the story. Point to/use props at important points in the story. Include the kids in your story with a few questions about what they think will happen or words/concepts that might be new to them.
2. Watch the kids for signs that their attention span has been reached. Shorten, if necessary.

your money. Sir, I think he's run away," one of the others soon reported.

"Go after him. Try to find him!" Philemon replied.

But Onesimus was nowhere to be found. Onesimus ran and hid. On and on he went, always on the lookout. He knew the penalties for runaway slaves! Perhaps his master had changed and was known far and wide for his love for God and others. Perhaps the Holy Spirit was transforming his heart; but, according to Roman laws, masters had the right to severely punish their runaway slaves--even put them to death! Onesimus would take no chances. Onesimus would take no chances. No, there would be no catching him!

Onesimus traveled 1200 miles through the mountains of Turkey, Greece and Italy, until he reached Rome. This was a huge city. He could hide easily here. But even there, Onesimus never felt free. He was a hunted man. There was always a chance that someone might find out he was a runaway slave and arrest him.

"I can't go back, but I can't keep living like this!" Onesimus thought. "How can I get out of this terrible situation?"

Onesimus didn't know the answer, but the Lord did. The Lord loved Onesimus and all along had a plan for rescuing him using the same man who had shared the good news of Jesus with Philemon, his master--the apostle Paul!

Like Onesimus, Paul wasn't in Rome as a free man. He had been arrested in Jerusalem and sent to Rome to face trial. He was being carefully guarded by Roman soldiers but had been allowed to live in a little house instead of in a prison cell.

When Onesimus heard that Paul was in Rome, he got an idea: "I will go to Paul and ask him for help. Perhaps there is something he can do for me."

Onesimus went to Paul and said, "Sir, my name is Onesimus. I am Philemon's runaway slave. You helped him. Perhaps you can help me, too?"

Paul listened to Onesimus' story. "I believe I can help you, but perhaps in a different way than you were thinking. Your real problem is much bigger than being a runaway slave. Your real problem is your sin. You need to repent of your sins. You need to believe in Jesus as your Savior," Paul told him. "In Him you will find the true

freedom you really are looking for."

The Holy Spirit was at work in Onesimus' heart as he heard about Jesus. He repented of his sins and trusted in Jesus as his Savior. Now it was Onesimus who was a changed man. He was free at last from the worst kind of slavery in his life: the slavery of sin.

The Holy Spirit began to work the same kind of changes He had worked in Philemon's heart. Now Onesimus began to love God. Now he wanted to live a different life. He wanted to live like Jesus did. Onesimus began to live up to his name "useful." He stayed in Rome and served Paul every way he could, and Paul taught him more about Jesus. Soon Paul loved Onesimus as if he were his very own son.

But as the Holy Spirit worked in his heart, it became clear to Onesimus that he had wronged his master. He knew he must go home, ask for his forgiveness, and take whatever punishment he deserved. That was what would please God. Paul agreed that this was what Onesimus must do, even though it might be very hard and he might face great punishment.

"I've written a letter to Philemon so that he can understand everything that has happened to you, Onesimus. I've told him that I will pay him back for anything that you took from his house and have asked him to set you free," Paul said. "I am sending Tychicus to go with you on your journey, to carry this letter and give it to Philemon. I will be praying for you. But Onesimus, remember that whether Philemon releases you or not, you are always to live for God for you do not just serve an earthly master, but God who is in heaven."

They said goodbye, then Onesimus was on his way.

We don't completely know what happened when Onesimus went home, but surely the Holy Spirit was at work in each man's heart. Some say that Philemon freed Onesimus and that Onesimus went on to become the pastor of the church in Ephesus. It was there, when told to choose to stop following Jesus or die, that Onesimus chose death. He could never turn away from His Savior who had died on the cross to bring him true freedom--freedom from sin.

Cracking the Case:

It's time to answer our Case Questions.

- 1. Who was Sneak-Away Slave? Why did he sneak away?** Onesimus. He did not want to be a slave.
- 2. What happened that caused him to go back?** Paul shared the gospel with him and he became a Christian. He went back home because as he grew as a Christian, he knew this was the right thing to do.

Something for You and Me

Our Bible Truth is:

God's People Grow to Be More Like Jesus

Our Bible Verse is: 2 Corinthians 3:18

"And we all, with unveiled face, beholding the glory of the Lord, are being transformed into the same image from one degree of glory to another. For this comes from the Lord who is the Spirit."

What about us? Can the Holy Spirit do this kind of work in us? Yes, He can! If we confess and turn away from our sinful lives and trust in Jesus for forgiveness, the Holy Spirit will cleanse our hearts. Then He will begin to transform our hearts so that we will love Him and live for Him more and more. Let's praise this God who does not just save His people, but who keeps working in their hearts by the Holy Spirit; and let's ask Him to do that work in us so that we will become more and more like Him.

Close in prayer.

Closing ACTS Prayer

A God, we praise You for being the Freer of People from their slavery to sin.

C God, we confess that like Onesimus and Philemon we are sinners. Like Onesimus, we want to live life our own way and are willing to do things the wrong way to get what we want. Like Philemon, we think a lot about the good, rich things we enjoy more than You. We need a Savior!

T God, we thank You that Your forgiveness is so great that even the worst of sinners can be forgiven by You. Thank You for working out Your good plans to save Your people, even when they least expect it.

S God, work in our hearts! Help us to turn away from our sins and trust Jesus as our own Savior. Send Your Holy Spirit to change our hearts so that we love You and live to please You with our lives, more and more.

ACTS PRAYER ACTIVITY

Use this sheet to write down your ACTS Prayer

Instructions:

Use this sheet to help the children apply the Bible Truth into a prayer. You can use the ACTS provided or even better, have the kids think of their own applications. Also have the children add their personal requests to the prayer, too. Lead the children in the prayer or let them pray sections, with your help. Never force a child to pray! Non-readers can participate by you whispering a section of the prayer into their ear and allowing them to pray it aloud for the group.

ADORATION:

God, we praise You for being the Changer of Your People through Your Holy Spirit.

God, we praise You for being.....

Add your own Adorations:

CONFESSION:

God, we confess that many times we do not live or love like Jesus. We need a Savior!

God, we have sinned against You....

Add your own Confessions:

THANKSGIVING:

Thank You, God for Your promise to change Your people to love and live for You. None who trust in Jesus ever need to feel hopeless about their sins!

God, we thank You for...

Add your own Thanksgivings:

SUPPLICATION:

God, work in our hearts! Send Your Holy Spirit to live inside of us. Help us turn away from our sins and trust in Him as our Savior. Make us more like Jesus in how we live and love.

God, we need Your help...

Add your own Supplication:

SNEAKY SNACK

Can you figure out how this snack ties in with our case?

Snack: Runaway Among the Rocks

Cheese ball or pretzel nugget “rocks” with a Teddy graham Onesimus hiding behind them. You may also add a broccoli floret bushes, too.

This is only a suggestion. Feel free to modify. Be mindful of allergy issues among your children!

Case Tie-in: Onesimus ran away from Philemon and went all the way to Rome, hiding from anyone who might try to find him and take him back to his old way of life. But in Rome, Onesimus became a Christian. As God’s Word and the Holy Spirit worked changes in him, he knew he must go back and face Philemon. He must ask for forgiveness and work out his difficulties in the right way. So he did.

SOUL FOOD

Food for thought during snack time

1. What does the snack have to do with the story?

Choose a few questions from the other activity discussion sheets to talk about during this snack time.

2.

3.

4.

5.

6.

7.

Directions: Read and discuss Bible Truth, using a FEW of the questions. Play game. Feel free to modify the game to fit your children.

God's People Grow to Be More Like Jesus

When someone turns away from their sins and trusts in Jesus as their Savior, they become one of God's people. Not only does God forgive their sins, but He puts His Holy Spirit in their heart to live.

The Holy Spirit works powerfully inside of God's people. He gives them wisdom and helps them understand God's Word. He helps them want to love and please God. He helps them continue to turn away from their old ways of living. He helps them to grow more like Jesus in how they think, speak and act. He is their Helper, their Comforter, their Guide, who will always be with them, at work on the inside.

None of God's people will ever be perfect here on earth. But God, by the power of His Holy Spirit, is growing them and transforming them, bit by bit, for their good and His glory. This is how God helps them to live for Him on earth and prepares them to live with Him in heaven one day.

Understanding the Bible Truth

1. How does someone become one of God's people? They turn away from their sins (repent) and trust in Jesus as their Savior.
2. What are two things that God does when someone becomes a Christian (one of God's people)? He forgives their sins and He puts His Holy Spirit in their heart to live.
3. Who lives within the hearts of God's people? *The Holy Spirit.*
4. Does the Holy Spirit come to live in our hearts that beat? *No, heart is also another word for our spirit, the part of us that we cannot see but that thinks, feels and can know and love God and others.*
5. What does the Holy Spirit do in the hearts of God's people? *He gives them wisdom and helps them understand God's Word. He helps them want to love and please God. He helps them continue to turn away from their old ways of living. He helps them to grow more like Jesus in how they think, speak and act.*
6. What does it mean to be like Jesus? Do Christians start to look just like Jesus did on the outside? *No. It means that they love God and live lives that please Him, like Jesus did.*
7. What are some things that change as the Holy Spirit works in their hearts? *The way they think, speak and act.*
8. Will God's people be perfect here on earth? *No.*
9. Who works to transform God's people bit by bit? *The Holy Spirit.*
10. Why does the Holy Spirit transform God's people? *For their good and God's glory.*
11. What does the Holy Spirit's work help God's people do? *Helps them to live for God on earth.*
12. Where is the Holy Spirit preparing God's people to live? *In heaven.*

Bible Verse Connection Question

1. What does our Bible Truth have to do with our **Bible Verse: 2 Corinthians 3:18:** "And we all, with unveiled face, beholding the glory of the Lord, are being transformed into the same image from one degree of glory to another. For this comes from the Lord who is the Spirit."?

This verse reminds us that it is the Holy Spirit who works in God's people so that they love God and live to please Him more and more. He is why they are being transformed. It is not just a work of their own.

Bible Truth Story Connection Questions

1. How could others see that the Holy Spirit was working in Philemon's life?
He loved God and others more and more. He shared with others about Jesus and offered his home as a place for the church to meet.
2. How could others see that the Holy Spirit was working in Onesimus' life? *He loved God more, he served Paul cheerfully, he decided to go back to his master and turn himself in.*

Life Application Questions

1. How can we have the Holy Spirit work in our lives? *We must turn from our sins and trust in Jesus as our Savior. He will fill us with His Spirit, cleansing our hearts and then working inside to help us to love God and live lives that please Him.*

ACTS Questions

1. What is something we can praise God for because of this Bible Truth?

Praise God for being the Changer of His People through the Holy Spirit.

2. What are sins we can confess to God because of this Bible Truth?

Confess ways that we do not live and love like Jesus.

3. What is something we can thank God for because of this Bible Truth?

Thank God for His promise to change His people to love and live for Him. No one is too bad for God to change.

4. What is something we can ask God for because of this Bible Truth?

Ask God to send the Holy Spirit to work in our hearts. Ask Him to help us turn away from our sins and trust in Him as our Savior. Ask Him to make us more like Jesus in how we live and love.

The Gospel

1. Why do we need the Holy Spirit to change us so that we love God and live for Him more and more? What is the gospel?

God is the good Creator and King of the world. He made people to worship Him and live by His good laws. But we are all sinners who have rebelled against Him. We all deserve death--God's just, eternal punishment for our sins. How terrible! But God has good news for us. In His great mercy, God sent His Son Jesus to earth to save sinners. Yes, Jesus, the perfect Son of God, left His home in heaven and became a man. He lived the perfect life that pleases God. (He's the only one who has ever done that!) He offered it up to God His Father as the perfect sacrifice for sins when He suffered and died on the cross. Then, on the third day, Jesus rose from the dead in victory. He had fully paid for the sins of God's people, so they wouldn't have to! Now all who turn away from their sins and trust in Jesus as their Savior will receive forgiveness of sins and eternal life with God. They will be His very own special people who will know Him and enjoy Him forever. We can be God's people, too, if we turn from our sins and trust in Jesus as our own Savior.

Game: Menagerie

Materials

Small Bag/Bowl
Bible Truth Questions

Preparing the Game

1. Choose 20+ questions for your game from the Bible Truth Discussion Questions, or make up your own.
2. Write the Bible Truth questions on small thin strips of paper (or make a photocopy of the Bible Truth Discussion Questions and simply cut them into strips) and put them in the bag/bowl.

Playing the Game

Divide the children into three or four teams, depending on how many children you have. Each group of children is given the name of an animal and is assigned a corner of the room. You are "It" and stand in the middle of the room. When everyone is ready, give instructions to different groups of animals, such as "I want the bears to change places with the monkeys." The bears and monkeys when then run to change places. You, as It, will try to tag bears and monkeys. Choose a question from the bag to read to your caught animals. If they get it right, they are released to be back with their fellow animals. If not, they must wait until another, correct answer to be released.

Game continues as number of questions, time, and attention span allow.

Non-competitive Option

Do not exclude "caught" animals from the game, even if they get the answer wrong. Instead release them back to their fellow animals and put the question back in the bag for review again.

Optional TAKING IT TO OTHERS Activity: Quiz Questions

Have the children choose a few of the questions from the game to ask the parents/other children during TAKING IT TO OTHERS time. Help pre-readers by whispering the question in their ear and letting them ask it aloud to the parents/other children. Make sure you read the Bible verse aloud before you ask your questions.

Directions:

1. Write words to song in large print before class.
2. Play the song for the children, helping them follow along on the song sheet.
3. Discuss the song, using a few questions from the discussion sheet. *Don't use them all!*
4. Introduce sign language for key words of your choice from sign language sheet for your song. Use as few or as many as you think the children can learn.
5. Sing and sign the song. Sign language as well as large format lyrics and sheet music are found in the PFI Unit Songbook or online.
6. If desired, play the Song Game.

Optional TAKING IT TO OTHERS Activity: Presenting and Singing the Song

1. Sing and sign the song, encouraging the watching children/parents to join in.
2. Ask the class some of the questions listed below. The Bible Truth Connection Question is particularly good to help them understand how the song ties in with the Bible Truth.

The Church's One Foundation

Verse 1

The Church's one foundation
Is Jesus Christ her Lord;
She is His new creation,
By Spirit and the Word:
From heav'n He came and sought her
To be His holy bride,
With His own blood He bought her,
And for her life He died.

Listen to it on PFI ESV Songs 12, Track 7

Understanding the Song

1. What is the church? Is it a building? *No. A local church is a group of Christians who gather together. The building is a church building. But the church this hymn is talking about is The Church, meaning all Christians in all places and in all times.*
2. What is a "foundation"? *Something that supports everything else. Builders lay a foundation of solid concrete before they build a house so that it won't fall down.*
3. Who is the Church's foundation? Why? *Jesus Christ is the Church's foundation because He is the only one who could save His people. Without Him, no one could ever be forgiven their sins and come to know God.*
4. Who is the "she" talking about? *The Church. In the Bible, God's people are called the Church, the Bride of Christ (a "she" image), the people He loves and cares for forever.*
5. Why is the Church called Jesus' new creation? How does He do that? *Jesus shed His blood on the cross (bought them with His blood) that His people might be saved. When they believe in Him, He sends the Holy Spirit to live in His people. The Holy Spirit comes into their hearts, cleansing them and making them like new—or new creations. But the Holy Spirit keeps working in their hearts, changing them so that they love God and live lives pleasing to Him, more and more.*

Bible Truth Connection Question

1. How does this song relate to our Bible Truth: **The Holy Spirit Helps God's People?**
Christians owe everything to Jesus, their foundation. He is the one who not only bought them with his very own blood on the cross, so they might be saved. But, He is the one who sends the Holy Spirit into their hearts, making them new and working inside them so that Christians love God and live lives pleasing to Him, more and more.

Story Connection Question

1. How does this song relate to the story? *Philemon and Onesimus found in Jesus Christ, true riches and true freedom. He saved them and he filled them with His Holy Spirit so that they might become more and more like Him in their hearts and how they lived their lives.*

Bible Connection Question

1. What does this hymn have to do with our Bible Verse: **2 Corinthians 3:18**: "And we, who with unveiled faces all reflect the Lord's glory, are being transformed into his likeness with ever-increasing glory, which comes from the Lord, who is the Spirit.?"

The one foundation of God's people, the Church, is Jesus Christ. He came from heaven to purchase His people with His blood that they might be saved from their sins. By His Spirit, He makes them new creations. He transforms them so that they reflect the Lord's glory more and more, as they love God and live lives that please Him.

Life Application Questions

1. How can God's people be affected by the message of this song?

They can praise Jesus for being the Giver of not just salvation to all who turn and trust in Him, but also the one who sends the Holy Spirit to change their hearts so that they love God more and live for Him.

2. How can we become God's people? *By turning away from our sins and trusting in Jesus as our Savior.*

ACTS Questions

1. What is something we can praise God for from this hymn?

Praise God for being the Purchaser of the Church, His people.

2. What are sins we can confess to God from this hymn?

That many times we do not appreciate God's great love shown to His sinful people by sending Jesus to die and save them with His own blood.

3. What is something we can thank God for from this hymn?

We can thank God for choosing to save His people. They would never have chosen Him on their own. They would have never been saved and made into new creations with Him.

4. What is something we can ask God for from this Bible Verse?

That God would work in our hearts that we confess our sins, might turn from our sins and trust Jesus as our Savior. We can ask Him to make us new creations through His Holy Spirit.

Gospel Question

1. Why do people need to be bought? What have they all done? What is the gospel?

God is the good Creator and King of the world. He made people to worship Him and live by His good laws. But we are all sinners who've rebelled against Him. We all deserve death--God's just, eternal punishment for our sins. How terrible! But God has good news for us. In His great mercy, God sent His Son, Jesus to earth as a man to save sinners. He lived the perfect life that pleases God. (He's the only one who's ever done that!) He offered it up to God His Father as the perfect sacrifice for sins when He suffered and died on the cross. Then, on the third day, Jesus rose from the dead in victory. He had fully paid for the sins of God's people, so they wouldn't have to! Now all who turn away from their sins and trust in Jesus as their Savior will receive forgiveness of sins and eternal life with God. They will be His very own special people who will know Him and enjoy Him forever. We can be God's people, too, if we turn from our sins and trust in Jesus as our own Savior.

Song Game: Mimic Me!

Materials

Sign Language

Song

Preparing the Game

None.

Playing the Game

1. Practice the song and signs until the children know them well. Choose a person to be the leader and let them decide upon an action for everyone to do as they sing the song, such as jump on one foot, etc.
2. Sing the song while doing the chosen action.
3. Select another child to be the leader.
4. If desired, you can choose a different action for different important words in the song, such as jump on one foot when you sing the word "grace", but clap your hands when you sing the word "Jesus". Ask the children the meaning of each of the words before adding in their action.

Game continues as number of questions, time, and attention span allow.

choose a FEW questions for discussion, then choose the game and/or music activity

Meditation Version: 2 Corinthians 3:18

“And we all, with unveiled face, beholding the glory of the Lord, are being transformed into the same image from one degree of glory to another. For this comes from the Lord who is the Spirit.”

Understanding the Bible Verse

1. Who is “we” in this verse? *Christians.*
2. How does someone become a Christian? *They turn from their sins and trust in Jesus as their Savior.*
3. What do Christians behold? *The Lord’s glory.*
4. How do Christians behold the Lord’s glory? *The Holy Spirit gives them faith to believe in the Lord and to know His presence in their hearts.*
5. Who beheld the LORD’s glory but wore a veil afterwards in the Old Testament? Why? *Moses did. He would meet with the LORD and the glory of the LORD would linger and shine from his face. He would tell the words of the LORD, with his face still shining. But before long, the glory would fade. It would not last. It was a glory from the outside. Moses put on the veil so the people would not see the glory fade.*
6. How do Christians reflect the Lord’s glory? *By having His Holy Spirit living inside them forever. He is always working inside them and helping them love God and live holy lives, pleasing to Him. When people see the way Christians love and live, and hear them tell about the Lord, they reflect who He is to those around them. They will go on reflecting the glory of the Lord by the Holy Spirit forever.*
7. How is the way they reflect the Lord’s glory with unveiled face? *It means that the Lord’s glory that Christians reflect will never fade. They will always reflect the Lord’s glory because now the Holy Spirit lives inside them forever. They will only grow with ever-increasing glory, as He works in them, more and more.*
8. What does transformed mean? *It means to be changed into something else.*
9. Whose image are Christians being transformed into? *They are being transformed into the Lord’s image.*
10. Does that mean that they will look like Jesus did? *No, it means that their hearts and lives will be changed so that they show more of the same love for God and live lives that please God more—like Jesus.*
11. Does the glory of the Lord that Christians reflect always stay the same? *No, it is ever-increasing glory—they will grow from one degree to another. They will show more and more of His glory as the Holy Spirit works in them and changes them.*
12. Why does the glory keep increasing? *Because the Holy Spirit is at work inside their hearts, making more and more changes in them.*
13. Where does the glory and the transformation come from? *From the Lord—God the Holy Spirit.*

Bible Truth Connection Question

1. What does this verse have to do with the **Bible Truth: The Holy Spirit Helps God’s People?** *This verse reminds us that it is the Holy Spirit who works in God’s people so that they love God and live to please Him more and more. He is why they are being transformed. It is not just a work of their own.*

Story Connection Questions

1. *Both Philemon and Onesimus were transformed to be more like Jesus when they became Christians. As they loved God more and more, and lived to please Him, more and more, they showed others what God is like with ever-increasing glory. Why were Philemon and Onesimus being transformed? Not because of their own goodness and strength. It came from the Lord, who sent His Holy Spirit to work powerfully in their hearts.*

Life Application Question

1. How can we have the Spirit’s transforming work in our lives? *We can turn from our sins, trust in Jesus as our Savior. He will fill us with His Spirit and begin His wonderful work in our hearts.*

ACTS Questions

1. What is something we can praise God for from this Bible Verse? *Praise God for being the Transformer of His People, for their good and His glory.*

2. What are sins we can confess to God from this Bible Verse?

That many times we choose to rebel against His good ways for our own sake. We want to people to think more about us instead of God. We choose to bring glory to our name instead of His. We deserve God's punishment! We need a Savior.

3. What is something we can thank God for from this Bible Verse?

We can thank God giving His people His Holy Spirit to transform them. They could never love God and live for Him more and more on their own.

4. What is something we can ask God for from this Bible Verse?

We can ask God to work in our hearts that we would want to confess our sins, turn away from disobeying Him and trust in this wonderful Jesus as our own Savior. That He would send the Holy Spirit to transform us so that we glorify Him more and more in the way we love Him and live for Him.

The Gospel

1. Why do people need to be transformed? What happened to them? What is the gospel?

God is the good Creator and King of the world. He made people to worship Him and live by His good laws. But we are all sinners who have rebelled against Him. We all deserve death--God's just, eternal punishment for our sins. How terrible! But God has good news for us. In His great mercy, God sent His Son Jesus to earth to save sinners. Yes, Jesus, the perfect Son of God, left His home in heaven and became a man. He lived the perfect life that pleases God. (He's the only one who has ever done that!) He offered it up to God His Father as the perfect sacrifice for sins when He suffered and died on the cross. Then, on the third day, Jesus rose from the dead in victory. He had fully paid for the sins of God's people, so they wouldn't have to! Now all who turn away from their sins and trust in Jesus as their Savior will receive forgiveness of sins and eternal life with God. They will be His very own special people who will know Him and enjoy Him forever. We can be God's people, too, if we turn from our sins and trust in Jesus as our own Savior.

Game: Hoop & Holler

Materials

Bible verse written up in large print so that all can see
1 hula hoop for every 2 children

Preparing the Game

1. Make up some questions about the verse and/or story. Use the Bible verse and Story Review Discussion questions, if desired.

Learning the Verse

Some or all of your children may be non- or early readers. Teach the verse in sections, having them say it after you. Repeat a few times. Add clapping or other movement as they say it.

Directions

1. If desired, lead the children in a discussion of a **FEW** of the most important questions before beginning game.
2. Explain the game to them as follows:

Have the children pair up. Give each pair a hula hoop and tell them that you are going to tell them different things that they will do with the hula-hoop after they say the verse all together. Three activities might be: having the children hold hands and jump in and out of the hula hoop, for each word the group recites, rolling it back and forth on each word the group recites,; or having buddies take turn while one person from each group sees how far through the verse he can keep the hula hoop going. Allow the children to think up other activities. Repeat the verse again after each activity.

Game continues as time and attention span allow.

Optional TAKING IT TO OTHERS Activity: Quiz Questions

Have the children choose a few of the questions from the game to ask the parents/other children during TAKING IT TO OTHERS time. Help pre-readers by whispering the question in their ear and letting them ask it aloud to the parents/other children. Make sure you read the Bible verse aloud before you ask your questions.

Directions:

1. Write words to song in large print before class.
2. Play the song for the children, helping them follow along on the song sheet.
3. Discuss the song, using a few questions from the discussion sheet. *Don't use them all!*
4. Introduce sign language for key words of your choice from sign language sheet for your song. Use as few or as many as you think the children can learn.
5. Sing and sign the song. Sign language as well as large format lyrics and sheet music are found in the PFI Unit Songbook or online.
6. If desired, play the Song Game.

Optional TAKING IT TO OTHERS Activity: Presenting and Singing the Song

1. Sing and sign the song, encouraging the watching children/parents to join in.
2. Ask the class some of the questions listed below. The Bible Truth Connection Question is particularly good to help them understand how the song ties in with the Bible Truth.

We All with Unveiled Face

We all with unveiled face,
Beholding the glory of the Lord,
Are being transformed,
Into the same image f
From one degree of glory to another,
For this comes from the Lord,
The Lord, who is the Spirit.
For this comes from the Lord,
The Lord, who is the Spirit.
The Lord, who is the Spirit.
Second Corinthians Three, eighteen.

Listen to it on PFI ESV Songs 12, Track 8

Song Game: Word Take Away

Materials

Sign Language Signs and Song
White board and marker
Eraser

Preparing the Game

1. Write the words to the song on a white board.

Playing the Game

1. After children have learned the song and signs well, then tell the children that you are going to leave out words from the song (that you've learned signs for) and just do the sign in its place.
2. Have the children help you choose a word to take out. Erase the word from the board. Review the sign the for erased word.
3. Sing the song, trying to remember to NOT sing the word and do only the sign.
4. Continue to take out words until all of the words (with signs) have been taken out.

Game continues as number of questions, time, and attention span allow.

Directions: Read and discuss Bible Truth, using a FEW of the questions. Play game. Feel free to modify the game to fit your children.

General Story Questions

1. What did Paul tell Philemon that was even better than money to him? *The good news of forgiveness of sins through repentance and faith in Jesus.*
2. What did Philemon do when he went home? *Told others about Jesus.*
3. What did Apphia and Archippus do when they heard the good news of Jesus? *They believed also.*
4. What did Philemon, Apphia and Archippus tell others? *The good news of Jesus.*
5. What began to meet at Philemon's villa? *A little church of new believers.*
6. What did others notice was different about Philemon? *His love for God and loving way he treated others.*
7. Who heard about the changes in Philemon who lived far away? *Paul.*
8. What did Philemon mean when he told others that he owed Paul his life? *He came to believe in Jesus and was saved from eternal punishment to get to enjoy eternal life, so he owed him his life.*
9. Why would Onesimus want to runaway? *He wanted to have his freedom.*
10. What was Onesimus afraid might happen to him if he were caught? *He might be punished severely or even killed.*
11. Why did Onesimus never feel free? *Because he had sinfully runaway and because he was always on the alert for someone who might capture him.*
12. Why was Paul in Rome? *He had been arrested in Jerusalem, then taken to Rome to be judged.*
13. How did Paul help Onesimus in a surprising way? *He helped him with his problem with sin when he may have just been looking for help out of his problems as a runaway slave.*
14. Why was Onesimus' problem with sin even bigger than his problem as a runaway? *Sin deserves God's eternal punishment, while running away only deserved earthly punishment.*
15. How did Onesimus live up to his name "useful"? *The Holy Spirit worked in his heart and changed him so that now he did good works that pleased God and helped others.*
16. Why would the Holy Spirit prompt Onesimus to go home? *Because he had sinned against his master and needed to seek his forgiveness and make up for his wrong-doing, if possible.*
17. What do some say happened in the end when Onesimus went back to his master? *Philemon forgave and freed Onesimus. Onesimus went on to be the pastor of the church in Ephesus and later died for believing in Jesus.*
18. What do we know happened between Onesimus and Philemon when he returned to his master? *The Holy Spirit would be working in both of their hearts, helping them to do what pleased God as the outcome of the matter.*
19. Why might Paul's letter to Philemon be helpful? *Paul gave Philemon wise counsel in how to treat Onesimus now that he is a Christian. He offered to pay back any expenses caused by Onesimus. And, because Paul reminded Philemon of the debt he owed Paul for telling him the good news of Jesus.*

Bible Truth Connection Questions

1. What does this story have to do with our Bible Truth: **The Holy Spirit Helps God's People**? *The Holy Spirit worked in the hearts of Philemon, transforming them so that they loved God and lived lives that pleased Him more and more.*

Life Application Questions

1. How can Christians know that they will love God more and more? *It is God's promise to have His Holy Spirit work in them this way.*
2. What can the Holy Spirit do inside us if we repent of our sins and trust Jesus as our own Savior? *He will work inside our hearts, changing them and filling them with love for God and a desire to please Him, more and more.*

Bible Verse Connection Question

1. What does the story have to do with our Bible Verse: **2 Corinthians 3:18**: "And we all, with unveiled face, beholding the glory of the Lord, are being transformed into the same image from one degree of glory to another. For this comes from the Lord who is the Spirit."?

Both Philemon and Onesimus were transformed to be more like Jesus when they became Christians. As they loved God more and more, and lived to please Him, more and more, they showed others what God is like with ever-increasing glory. Why were Philemon and Onesimus being transformed? Not because of their own goodness and strength. It came from the Lord, who sent His Holy Spirit to work powerfully in their hearts.

ACTS Questions

1. What is something we can praise God for being that we learned in our story? *Praise God for being the Freer of People from their slavery to sin.*

2. What is something we can confess as sin that we learned in our story? *Confess that like Onesimus and Philemon we are sinners. We have all rebelled against God and like to live life our own way. Like Onesimus, we want to live life our own way and are willing to do things the wrong way to get what we want. Like Philemon, we think a lot about the good, rich things we enjoy more than God. We need a Savior!*

3. What is something we can thank God for that we learned in our story? *We can thank God that His forgiveness is so great that even the worst of sinners can be forgiven by Him. We can thank Him for working out His good plans to save His people even when they least expect it.*

4. What is something we can ask God for that we learned in our story? *We can ask God to work in our hearts, helping us to confess our sins, turn away from them and trust Jesus as our own Savior. We can ask Him to send the Holy Spirit to change our hearts so that we love God and live to please Him with our lives, more and more.*

The Gospel

1. What is the good news of Jesus that Paul told Philemon and Onesimus? What is the gospel?

God is the good Creator and King of the world. He made people to worship Him and live by His good laws. But we are all sinners who have rebelled against Him. We all deserve death--God's just, eternal punishment for our sins. How terrible! But God has good news for us. In His great mercy, God sent His Son Jesus to earth to save sinners. Yes, Jesus, the perfect Son of God, left His home in heaven and became a man. He lived the perfect life that pleases God. (He's the only one who has ever done that!) He offered it up to God His Father as the perfect sacrifice for sins when He suffered and died on the cross. Then, on the third day, Jesus rose from the dead in victory. He had fully paid for the sins of God's people, so they wouldn't have to! Now all who turn away from their sins and trust in Jesus as their Savior will receive forgiveness of sins and eternal life with God. They will be His very own special people who will know Him and enjoy Him forever. We can be God's people, too, if we turn from our sins and trust in Jesus as our own Savior.

Game: Keep It Under Your Hat

Materials

Paper and pencil
5+ hats
Story Review Questions

Preparing the Game

1. Choose 20+ questions for your game from the Story Review Discussion Questions, or make up your own.
2. Write each question on a separate, small piece of paper. Assign a point value to each question, based on difficulty. Pin a question to the underside of each hat, except one. Save the unused questions to pin to the hats when the first set have all been selected.
3. Place all the hats on the floor or on the table.

Playing the Game

Divide the children into two teams. Teams will take turns choosing one of the hats and answering the question pinned to the hat. Each question is worth the number of points indicated on the question. If the first team does not get the right answer, then the question goes to the other team who can win half the points for a correct answer.

When the blank hat is chosen, the team who chooses gets to come up with their very own question to try to stump the other team. If they can, then they get the highest point value worth on the question AND another turn. If the other team gets the right answer, then play continues as normal. When all the questions on the hats have been answered, pin a new set in, changing the empty hat.

Game continues until all children get to choose a hat, or as number of questions, time, and attention span allow.

Non-competitive Option

Divide the children into two groups. Set a target point number for whole group, telling them that together they are going to see how many turns it takes to reach the target number. Have one set of children be the hat wearers and the other set be the hat pickers. Once one set of children have had a turn, switch out hat wearers and the hat pickers. If someone chooses the blank hat, they make up a question to ask the rest of the children. Tally number of turns on a piece of paper. When the target number has been reached, start over and try to reach the target number in fewer turns.

Optional TAKING IT TO OTHERS Activity: Quiz Questions

Have the children choose a few of the questions from the game to ask the parents/other children during TAKING IT TO OTHERS time. Help pre-readers by whispering the question in their ear and letting them ask it aloud to the parents/other children.

CASE REPLAY ACTIVITIES

Use this guide to review the Case Story and act it out for others to enjoy!

CASE REPLAY, JR: YOUNGEST CHILDREN

Description: The children will act out the story together, everyone doing the same action/sound effect at the same time. This activity is most suitable for kindergarteners.

Materials

The Case RePlay, Jr. script for younger children

Preparation

1. Read through the script and write in the blanks along the side possible actions/sound effects the children could do to act it out.

Instructions

1. Tell the children that they will be re-enacting the story together as you tell it.
2. As you read the script, lead the children in actions/sound effects to do with you.
3. If desired, you can read the script and stop at certain sentences and ask them what a good action/sound effect would be to act out what you just read.
4. Repeat the re-enactment one or two times more.

CASE REPLAY, SR: OLDER CHILDREN

Description: The children act out the story as a three-scene play. You will narrate it using the Case RePlay, Sr. script and they will act it out (no spoken words, for the most part), with each child assuming a different character's role. This activity is most suitable for first grade and up. You will review the story, then practice it a few times before performing it for others.

Materials

The Case RePlay, Sr. script
White board or other large format paper
Costumes and props

Preparation

1. Prepare for the play by choosing costumes and props for each character in the story. Decorate the area with any scenery props.
2. Write the words "Beginning," "Middle," "End" on a large piece of paper/whiteboard with plenty of space under each heading. You will use this paper to help the children think about the story as a three-scene play, as it is presented in the script.

Instructions

1. Tell the children that they will get to act out the story as a three-scene play, with a beginning, middle and end section. Tell them that before they can act it out, they need to think it out. as you narrate it with your script.
2. Take the children's answers as they recount the story, helping them put key incidents in the right order.
3. If desired, when they have filled in their Beginning, Middle, End, read through your whole (real) script, so they hear exactly what you will have them act out.
4. Then tell the children that it's time to practice acting out the story.
5. Assign parts to each child. If you are using costumes, do NOT give them out at this point. They will be a distraction.
6. Have all the children sit on the floor or in chairs on one side of the "stage," then call the characters up in place as their part in the story comes.
7. As you read the script, guide the children in where you want them to move or do to act it out.
8. After going through the whole script once, give out any costumes and props and act out the script once or twice more.

Optional TAKING IT TO OTHERS Activity: Re-enacting the Story

Read the script as the children act out together (younger) or assuming different roles (older) as the other children or the parents watch.

CASE REPLAY, JR--YOUNGER KIDS (KINDERGARTEN) P.2

“Welcome to our play! The name of our story is called: The Case of the Sneak-Away Slave.

This is a New Testament story. It took place about 30 years after Jesus died on the cross and rose from the dead.

And now we present: “The Case of the Sneak-Away Slave.”

Scene 1:

Actions:

Philemon left his home and went to Ephesus on important business. While in Ephesus, he heard Paul tell the good news of Jesus. Philemon turns from his sins and believes in Jesus. He is filled with the Holy Spirit who comes to live in his heart and begins to transform his whole life. Philemon goes home to tell his wife, Apphia, and his son, Archippus, about the “true riches” he found through faith in Jesus. Apphia and Archippus believe this wonderful news, too. They all begin to tell others about Jesus. Soon a little church meets in Philemon’s house. What wonderful things the Holy Spirit living in their hearts does! Philemon becomes well-known for his love for God and for God’s people.

Scene 2:

Perhaps Philemon and his family have changed, but that didn’t mean that everyone was happy. Onesimus, one of Philemon’s slaves, is very unhappy. His name means “useful” but it is “useless” and does not do his work. He decides to runaway. He takes some money and flees across Turkey, Greece and Italy to Rome to try to get away. Onesimus becomes miserable in his life of constant hiding. He finds out that Paul is in Rome, too, and decides to ask him to help him. Onesimus talks to Paul in his prison “house” about his problems. Paul shares the gospel with Onesimus and he believes.

Scene 3:

The Holy Spirit begins to work in Onesimus, making him a “useful” servant to Paul. Onesimus is convicted by the Holy Spirit to go home and makes things right with Philemon. Paul writes Philemon a letter urging him to forgive and free Onesimus. Paul says goodbye to Onesimus and sends Tychus to escort him back home. (Tradition says: Onesimus is forgiven, freed, and becomes the pastor of the church in Ephesus and later dies for his faith.)

Bible Truth Tie-In:

The Bible Truth we are learning is: **God’s People Grow to Be More Like Jesus.** The Holy Spirit worked in the hearts of Philemon, transforming them so that they loved God and lived lives that pleased Him more and more.

CASE REPLAY, SR--OLDER KIDS (1ST GRADE AND UP) P.3

"Welcome to our play! The name of our story is called: The Case of the Sneak-Away Slave.

This is a New Testament story. It took place about 30 years after Jesus died on the cross and rose from the dead.

The characters in our story are: Paul; Philemon; Apphia; Archippus; Slaves; Other believers; Onesimus; Roman Soldiers; and, Tycchus.

And now we present: "The Case of the Sneak-Away Slave."

Scene 1: (Beginning)

Philemon left his home and went to Ephesus on important business. While in Ephesus, he heard Paul tell the good news of Jesus. Philemon turns from his sins and believes in Jesus. He is filled with the Holy Spirit who comes to live in his heart and begins to transform his whole life. Philemon goes home to tell his wife, Apphia, and his son, Archippus, about the "true riches" he found through faith in Jesus. Apphia and Archippus believe this wonderful news, too. They all begin to tell others about Jesus. Soon a little church meets in Philemon's house. What wonderful things the Holy Spirit living in their hearts does! Philemon becomes well-known for his love for God and for God's people.

Scene 2: (Middle)

Perhaps Philemon and his family have changed, but that didn't mean that everyone was happy. Onesimus, one of Philemon's slaves, is very unhappy. His name means "useful" but it is "useless" and does not do his work. He decides to runaway. He takes some money and flees across Turkey, Greece and Italy to Rome to try to get away. Onesimus becomes miserable in his life of constant hiding. He finds out that Paul is in Rome, too, and decides to ask him to help him. Onesimus talks to Paul in his prison "house" about his problems. Paul shares the gospel with Onesimus and he believes.

Scene 3: (End)

The Holy Spirit begins to work in Onesimus, making him a "useful" servant to Paul. Onesimus is convicted by the Holy Spirit to go home and makes things right with Philemon. Paul writes Philemon a letter urging him to forgive and free Onesimus. Paul says goodbye to Onesimus and sends Tycchus to escort him back home. (Tradition says: Onesimus is forgiven, freed, and becomes the pastor of the church in Ephesus and later dies for his faith.)

Bible Truth Tie-In:

The Bible Truth we are learning is: **God's People Grow to Be More Like Jesus.** The Holy Spirit worked in the hearts of Philemon, transforming them so that they loved God and lived lives that pleased Him more and more.

A Letter for Philemon

Description: The children will make and decorate a scroll containing Paul's words to Philemon.

Materials

- 1 piece of cardstock per child
- Template of letter
- 2 extra long skewers (11.5") or 2 11.5" pieces of wooden dowels per child
- Clear packing tape or glue gun and glue sticks
- Markers, colored pencils, etc.
- 6" piece of yarn or string per child

Preparing the Craft

1. Print out onto cardstock a copy of the pattern for each child.
2. Cut off the sharp end of each skewer.
3. Make an example of the craft.

Making the Craft

1. Show children your sample.
2. Have the children decorate the scroll around the edges with markers.
3. Using the packing tape or the glue gun, attach each child's skewers/dowels to top and bottom of the scroll.
4. Roll up both ends of the scroll and tie up with the yarn.
5. If time allows, either you or the children can take turns reading through Paul's letter to Philemon.

Optional TAKING IT TO OTHERS Activity: Craft Presentation

If you are presenting the craft to other children or parents the children can hold up their crafts (or your model craft) and read their Bible Truth Connection answers to explain the importance of the craft.

CASE CRAFT**Discussion Guide****Instructions:**

As the children are settled into making their craft, ask them these questions to help them understand the craft's significance. Use the answers provided to guide the children's answers.

Discussion Questions

1. Where did Onesimus run away to? *Rome.*
2. Who did Onesimus meet in Rome and what happened?
He met Paul. Paul shared the gospel with him and he became a Christian.
3. Why did Onesimus go back to Philemon? What did Paul give him to take with him? What did Paul hope would happen?
As the Holy Spirit worked in his heart, Onesimus knew he was wrong to run away. He needed to go back to ask for Philemon's forgiveness and make things right. Paul sent him with a letter telling Philemon about the changes that God had made in Onesimus' heart and asking him to forgive him for running away.
4. What is the Bible Truth that we are learning?
God's People Grow to Be More Like Jesus.
5. What does our craft have to do with our Bible Truth: God's People Grow to Be More Like Jesus.
Paul wanted Philemon to know that Onesimus was not the same kind of man he had been when he ran away. He had become a Christian and the Holy Spirit had been working great changes in his heart ever since.
6. What can this craft help us remember?
God's Holy Spirit makes powerful changes in all who repent of their sins and trust in Jesus as their Savior. He can do them in us, too!


TAKING IT TO OTHERS**Craft Presentation****Instructions:**

Have children hold up your model craft/their crafts. Choose five children (or you say) the five sections below to explain the craft's importance.

Presentation:

1. Our craft is: A Letter for Philemon.
2. In Rome, Paul sent Onesimus with a letter for Philemon to tell him about the changes that God had made in Onesimus' heart and to ask him to forgive him for running away.
3. Bible Truth 1 is: God's People Grow to Be More Like Jesus.
4. Paul wanted Philemon to know that Onesimus was not the same kind of man he had been when he ran away. He had become a Christian and the Holy Spirit had been working great changes in his heart ever since.
5. Our craft can help us remember that God's Holy Spirit makes powerful changes in all who repent of their sins and trust in Jesus as their Savior. He can do them in us, too!

Note: Even non-readers can participate in presenting the craft, if you will whisper what they are to say in their ear and let them say it aloud for the others to hear.



Paul, a prisoner for Christ Jesus, and Timothy our brother,

To Philemon our beloved fellow worker and Apphia our sister and Archippus our fellow soldier, and the church in your house:

Grace to you and peace from God our Father and the Lord Jesus Christ.

I thank my God always when I remember you in my prayers, because I hear of your love and of the faith that you have toward the Lord Jesus and for all the saints, and I pray that the sharing of your faith may become effective for the full knowledge of every good thing that is in us for the sake of Christ. For I have derived much joy and comfort from your love, my brother, because the hearts of the saints have been refreshed through you.

Accordingly, though I am bold enough in Christ to command you to do what is required, yet for love's sake I prefer to appeal to you—I, Paul, an old man and now a prisoner also for Christ Jesus— I appeal to you for my child, Onesimus, whose father I became in my imprisonment. Formerly he was useless to you, but now he is indeed useful to you and to me.) I am sending him back to you, sending my very heart. I would have been glad to keep him with me, in order that he might serve me on your behalf during my imprisonment for the gospel, but I preferred to do nothing without your consent in order that your goodness might not be by compulsion but of your own accord. For this perhaps is why he was parted from you for a while, that you might have him back forever, no longer as a bond-servant but more than a bond-servant, as a beloved brother—especially to me, but how much more to you, both in the flesh and in the Lord.

So if you consider me your partner, receive him as you would receive me. If he has wronged you at all, or owes you anything, charge that to my account. I, Paul, write this with my own hand: I will repay it—to say nothing of your owing me even your own self. Yes, brother, I want some benefit from you in the Lord. Refresh my heart in Christ.

Confident of your obedience, I write to you, knowing that you will do even more than I say. At the same time, prepare a guest room for me, for I am hoping that through your prayers I will be graciously given to you.

Epaphras, my fellow prisoner in Christ Jesus, sends greetings to you, and so do Mark, Aristarchus, Demas, and Luke, my fellow workers.

The grace of the Lord Jesus Christ be with your spirit.

ESV

BEFORE CLASS:**1. PICK YOUR PERSON**

VIPPs can be anyone in your church! Typically, they fall into 6 categories: Church staff, Elders, Deacons/deaconesses, Special Volunteers (people who aren't paid, but spend a lot of time helping out in particular ways), Supported Workers (aka missionaries), and Church Members.

2. GATHER YOUR FACTS

Use the VIPP Information Sheet to write down the facts about your VIPP. The information on this worksheet is used in the VIPP activities, listed in the "Choose an Activity" section below.

DURING THE ACTIVITY:**1. INTRODUCE YOUR VIPP**

Introduce your VIPP to the children, using the VIPP Information Sheet. Fill in a set of VIPP Clue Cards with the information for your VIPP. If desired, you can even have the actual person come into class for the children to meet.

Need help describing what someone does for the church in a kid-friendly way? Check out the list of common VIPPs on the Praise Factory website in the PFI resources. There are lots of kid-friendly descriptions for common VIPP's, such as pastors, elders, deacons and a lot more.

2. PRAY!

Lead the children in praying for the VIPP. Ask the children if they would like to pray for one of the VIPPs prayer requests. Even non-readers can pray for the VIPP if you whisper the prayer request in their ear, then let them say it aloud. Never force a child to pray!

3. CHOOSE AN ACTIVITY

There are two activities you can use to help the children learn about the VIPP:

VIPP Clue Cards: These are nine coloring sheets in which children fill in the nine things they learn about the VIPP from the VIPP Information Sheet. Photocopy a set of each child. Use as few or as many of these Clue Cards as you desire. They are found in the back of this book.

VIPP Game: This is a game that uses a set of Clue Cards for one or two VIPPs.

Choose a VIPP and fill in his/her information on the VIPP Information Sheet. Fill in a set of VIPP Clue Cards with the information for your VIPP. Tell the children about the VIPP, having them fill in the VIPP Clue Cards with the key facts as they learn them. Write any words the children need to write on a white-board or other piece of paper so they can see how to spell them. Help younger children write these words on their clue cards. Ideas for how to tell the children about many common VIPPs are listed at praisefactory.org with the resources for this Bible Truth.

Optional TAKING IT TO OTHERS Activity: Introduce and Pray for the VIPP

If you are presenting the VIPP to other children or parents you can assign children to hold up the 10 clue cards and say what each card tells about the VIPP. (Or, you can have the children hold them up as you tell what each one means.) Then lead the children in praying for the VIPP.

Game: Mix and Match

Materials

Information for two VIPPs

2 Set of Clue Cards

Bag

Preparing the Game

1. Fill in one set of clue sheets for each of the VIPPs you are using.
2. Put all the Clue Cards in a bag, except for the ones with the names and pictures of the VIPPs.

Playing the Game

Reveal: Tell the children about each VIPP, showing them your filled-in clue cards as you tell about them.

Review: Put all the Clue Cards for both VIPPS in the bag. Mix up. Have children take turns pulling clues out and have the class try to remember which clue goes with which VIPP. You can make this a team game by splitting the children into two teams and giving points when their team players correctly put a clue in the right place.

VIPP INFORMATION SHEET

VIPP NAME:

WHAT VIPP LOOKS LIKE

Man or Woman? _____

Hair color? _____

Eye color? _____

FAVORITE ANIMAL

FAVORITE FOOD

FAVORITE FREE TIME ACTIVITY

WHAT VIPP DOES DURING WEEK

VIPP GROUP OF SERVICE:

Church Member

Deacon

Elder

Church Staff

Special Volunteer

Supported Worker
(Missionary)

3 WAYS VIPP SERVES CHURCH

3 WAYS TO PRAY FOR THE VIPP

BIBLE TRUTH 1, LESSON 2: PLANNER/OVERVIEW

GETTING STARTED: Welcome and Opening Songs (*introduce unit and get kids moving with these songs*)

Welcome to Praise Factory: PFI: Praise Factory Investigators Theme Song *PFI ESV Songs 12 CD, Track 1*

Rules to Help Us Worship God and Love Others: WoGoLOA Classroom Rules Song
PFI ESV Songs 12 CD, Track 2

Big Question Under Investigation: Big Question 12 Songs *PFI ESV Songs 12 CD, Tracks 3,4*

Big Question Bible Verse: Ephesians 5:1-2 Song: *PFI ESV Songs 12, Track 5*
Extra Bible Verse Song: Let Everyone Who Names the Name: 2 Timothy 2:19,22, ESV PFI ESV Songs 12, Track 6

DIGGING DEEP DOWN: Key Concept and Story (*introduce the Bible Truth and tell the related story*)

Bible Truth 1: God's People Grow to Be More Like Jesus

Bible Truth Hymn: The Church's One Foundation, v.1 *PFI ESV Songs 12, Track 7*

Bible Verse: 2 Corinthians 3:18

Bible Verse Song: We All with Unveiled Face *PFI ESV Songs 12, Track 8*

Lesson 2 Story of the Saints: The Case of the Drunken Soldier

TAKING ACTION: Response Activities (*choose from among these activities*)

Snack and Discussion Planner: Aussie Food and Fangs

ACTS Prayer: Prayer Sheet

Bible Truth Review: Discussion Questions and Game: Triple Play Baseball

Bible Truth Hymn: The Church's One Foundation, v.1 *PFI ESV Songs 12, Track 7*
Song, Sign Language and Song Game: Big Voice, Little Voice **PFI ESV SONGS 12 BOOK or ONLINE**

Bible Verse Review: 2 Corinthians 3:18 Discussion Sheet and Game: Take a Step Back

Bible Verse Song: We All with Unveiled Face 2 Corinthians 3:18 *PFI ESV Songs 12, Track 8*
Song, Sign Language and Song Game: Sign It, Say It, What Does It Mean? **PFI ESV SONGS 12 BOOK or ONLINE**

Story Review: Discussion Questions and Game: Chair Pile-Up

Case Replay, Jr: Drama Activity for Youngest Children (children do same story actions together)

Case Replay, Sr: Drama Activity for Most Children (children re-tell story with individual parts)

Craft: A Poisonous Snake

VIPP (Very Important Prayer Person) Prayer Time: Coloring Sheets (Back of Book) and Game: Picture Run

TAKING IT HOME: Take Home Sheet for Review and Family Devotions

PFI Pronto: Bible Truth 1, Lesson 2 **PFI ESV PRONTOS 12 BOOK or ONLINE**

The Case of the Drunken Soldier

by Connie Dever

Our story is called:**The Case of the Drunken Soldier.****As you listen to the story, see if you can figure out:**

- 1. Who was the Drunken Soldier? What problems did his drunkenness cause?**
- 2. What changed him? How did this change show?**

This story is not in the Bible. It is a true story about God's people who lived in New South Wales, Australia around 1800.

When you think of Australia perhaps you think of strange animals such as kangaroos, koala bears and platypus, and you would be right. But if you were to ask English people 200 years ago what they thought of when they thought of Australia, they would have said, "Criminals!"

Why criminals? Because some time after Australia was claimed by English explorers sailing the South Seas, the English government got the idea to ship out most all of the English criminals from the crowded prisons in England and leave them far away on the other side of the world in Australia. And that's just what they did. They sent them to Australia to live together in a settlement. They got to work during the day and didn't even have to be in a prison cell at night, but they could never return home to England!

As you might guess, a land filled with criminals wasn't a very law-abiding place.. People kept on doing the kinds of things they had been put in prison for back in England. Not only that, but there wasn't the right kind of metal to make Australian money, so they made rum (a kind of very strong alcohol) to be their money. Many people wound up just getting drunk on their rum "money," especially the soldiers who guarded it.

Where could change come for a place filled with people like this? Only through the good news of Jesus and the work of the Holy Spirit. Yet few of the criminals had heard this good news and few Christians were brave enough to move there to tell them.

This story is about a man named John Lees. John was a soldier in the New South Wales Corp. He was given the job of guarding the rum money, but all too soon he was drinking it.

After three years, John quit the army and married

Mary, one of the lady criminals who had been sent to Australia. John bought some land in the unexplored forests of Castlereagh for Mary and him to live on. He hoped they could clear it of trees and turn it into a nice farm.

At first life together were good for John and his wife John worked hard on the farm while Mary raised their ten children. But with each passing year, John started to drink more and more, until at last he couldn't stop. Rum cost money and the Lees didn't have much, so John began to take what few valuable things they had and sell them for money to buy rum.

Soon everything was gone, except for a pig fattened and ready for market. Mary didn't know what to do! How could she and the children live? What would John do next after he had sold that pig? She didn't know. Was there nothing that could change John's life?

But there WAS something—or rather Someone—who could change John Lees. God, by His powerful Holy Spirit, could change John Lees into someone like Jesus, with a heart of love for God and a life lived to please Him. And that's just what God planned to do.

One night while John was outside getting a log of wood for the fire, a deadly snake leapt out and bit him on the wrist. John thought for sure that he would die from the bite.

"God, help me! I have been a terrible man and I know I deserve to die, but please spare me!" John prayed. "If You do, I will live for You the rest of my life!"

The Lord heard John's prayer and John didn't die from the snake bite. And John kept his promise to God. He turned away from his drinking and his sinful way of life and trusted in Jesus as his Savior. The Holy Spirit worked in John's heart, cleansing it of sin and growing

Story-telling Tips

Ahead of time:

1. Read the Bible verses and story. Pray!
2. Create story cue cards on index cards (or highlight text).
3. Practice telling story dramatically, timing your presentation. Shorten, if necessary to fit your allotted time.
4. Decorate area with story props that help bring your story alive.

During your presentation:

1. Maintain as much eye contact as possible as you tell the story. Point to/use props at important points in the story. Include the kids in your story with a few questions about what they think will happen or words/concepts that might be new to them.
2. Watch the kids for signs that their attention span has been reached. Shorten, if necessary.

his love for God and desire to please Him with his whole life.

When Mary and the children saw the changes in John, they became Christians, too. Every night they would sit together and read the Bible and pray. The more they read and prayed the hungrier they became to learn about God. "What we need is a teacher to come and teach us the Bible," John said.

"But we are way out here in the middle of the wilderness! What would ever bring a teacher way out?!" Mary despaired.

"I don't know, but God does. Let's pray every night that God will send us a missionary preacher to come right here to Castlereagh so we can know more about Him." The Holy Spirit had been working such powerful changes in John Lees, giving him faith like Jesus to ask for seemingly impossible things.

So every night they prayed and every day they hoped. Three years passed and still no missionary came. Yet John kept on praying.

One night they gathered as usual around the table for evening devotions. John began their time with prayer. "Lord, we praise You for Your goodness to us. Thank you for our crops, our family and most of all for Jesus. Thank you for the way You work changes in our hearts. Thank You for Your Word, the Bible. Lord, we ask that You help us understand it tonight as we read it and we ask that one day You would send us a missionary preacher to come here and teach us more. Amen."

Suddenly, there was a crack of a whip at the door. Who could it be at this hour of the night? Few people wandered out in these wild parts after dark. In a country of criminals, you never know what a stranger might plan to do.

"Is there anyone here who would receive a tired missionary?" the stranger asked. The Lees' could not believe their ears! The door flung open and there before them, too tired to even get down from his horse, was the answer to their three long years of prayers—a man named Samuel Leigh. One of John Lees' boys ran out to Samuel Leigh. "Sir, my father would be honored to help you," he said. He led the missionary into the house and invited him to join them at dinner. He was delighted to have a home-cooked meal and even more delighted to

see the family's open Bible.

"Sir, we've been praying for three long years that the Lord would send us a missionary preacher to teach us more about Him," John Lees said. "Perhaps you would be willing to start tonight? The Bible passage we are studying is Isaiah 35. "The wilderness and the solitary place shall be glad for them; and the desert shall rejoice, and blossom as the rose."

What a fitting verse! That very night the Lord had brought them a man who could teach them more about Jesus to their "wilderness" and "solitary place," of Castlereagh so that by the Holy Spirit might use what they learned to powerfully work to make them more like Jesus—with hearts and lives blossoming with love and good works pleasing to God, every bit as beautiful as roses bursting into bloom.

Samuel Leigh stayed with the Lees for quite a while. Together they built a little chapel on the edge of Lees' farm so that not just the Lees but everyone from all over Castlereagh could hear God's Word. And as they did, the Holy Spirit worked in hearts of many, giving them faith in Jesus as their Savior and changing their lives to look more and more like Jesus.

And what happened to John Lees? The Holy Spirit continued His work in his heart. He became one of the most loved men in all of Castlereagh; and, became known far and wide for his love and good works.

Who could transform a sinful man like John Lees from a drunk who didn't take care of his family to someone who loved God so much that he would pray three years that God would send them a missionary? Only the Holy Spirit could do such a wonderful, powerful work!

Cracking the Case:

It's time to answer our Case Questions.

1. Who was the Drunken Soldier? What problems did his drunkenness cause?

John Lees. He spent his family's money on drink instead of spending it on food and other things they needed.

2. What changed him? How did this change show?

John became a Christian. The Holy Spirit came to live in his heart. John read God's Word and prayed. The Holy Spirit used these things to change him. He left behind his drink. He was a good and godly father and husband. He worked hard to tell others about Jesus.

Something for Me and You

Our Bible Truth is: God's People Grow to Be Like Jesus

Our Bible Verse is: 2 Corinthians 3:18

"And we all, with unveiled face, beholding the glory of the Lord, are being transformed into the same image from one degree of glory to another. For this comes from the Lord who is the Spirit."

Maybe you think you are nothing like John Lees at all. But there are at least two ways that we are ALL just like him: we are all sinners whose only hope is Jesus. We need to turn away from our sins and trust in Him as our Savior. And, we need God to send His Holy Spirit to make us like Jesus: with a heart of love for God and a life that pleases Him.

Let's praise God for sending His Holy Spirit to work in the hearts of His people. Let's ask Him to work in our hearts to believe and to grow in Him, so that we might love and live for Him more each day.

Close in prayer.

Closing ACTS Prayer

A God, we praise You for being the Changer of sinful people.

C God, we confess that we, like John Lees, are sinners. We all need to confess our sins to You and ask Your forgiveness! We need a Savior! We need You to change us!

T God, we thank You for saving and changing all who come to You, all who turn from their sins and trust in Jesus as their Savior. No one is too bad for You to save them! There is no one You cannot change.

S God, work in our hearts. Help us to turn away from our sins and trust Jesus as our own Savior. Send Your Holy Spirit into our hearts and change us, just like You changed John Lees.

ACTS PRAYER ACTIVITY

Use this sheet to write down your ACTS Prayer

Instructions:

Use this sheet to help the children apply the Bible Truth into a prayer. You can use the ACTS provided or even better, have the kids think of their own applications. Also have the children add their personal requests to the prayer, too. Lead the children in the prayer or let them pray sections, with your help. Never force a child to pray! Non-readers can participate by you whispering a section of the prayer into their ear and allowing them to pray it aloud for the group.

ADORATION:

God, we praise You for being the Changer of Your People through Your Holy Spirit.

God, we praise You for being.....

Add your own Adorations:

CONFESSION:

God, we confess that many times we do not live or love like Jesus. We need a Savior!

God, we have sinned against You....

Add your own Confessions:

THANKSGIVING:

Thank You, God for Your promise to change Your people to love and live for You. None who trust in Jesus ever need to feel hopeless about their sins!

God, we thank You for...

Add your own Thanksgivings:

SUPPLICATION:

God, work in our hearts! Send Your Holy Spirit to live inside of us. Help us turn away from our sins and trust in Him as our Savior. Make us more like Jesus in how we live and love.

God, we need Your help...

Add your own Supplication:

SNEAKY SNACK

Can you figure out how this snack relates to the story?

Snack: Aussie Food and Fangs

Kiwi slices or other Australian food and Gummy Worm "Snakes"

This is only a suggestion. Feel free to modify. Be mindful of allergy issues among your children!

Case Tie-in: When John Lees went to Australia as a soldier, he started drinking so much alcohol that it was destroying him and his life. But the Lord used a snake bite to prompt John to cry out to Him for mercy. John became a Christian and the Lord began to change his life completely, through His Word and the work of the Holy Spirit in his heart. John Lees became a godly man who helped bring the good news of Jesus to many others.

SOUL FOOD

Food for thought during snack time

1. What does the snack have to do with the story?

Choose a few questions from the other activity discussion sheets to talk about during this snack time.

2.

3.

4.

5.

6.

7.

Directions: Read and discuss Bible Truth, using a FEW of the questions. Play game. Feel free to modify the game to fit your children.

God's People Grow to Be More Like Jesus

When someone when turns away from their sins and trusts in Jesus as their Savior, they become one of God's people. Not only does God forgive their sins, but He puts His Holy Spirit in their heart to live.

The Holy Spirit works powerfully inside of God's people. He gives them wisdom and helps them understand God's Word. He helps them want to love and please God. He helps them continue to turn away from their old ways of living. He helps them to grow more like Jesus in how they think, speak and act. He is their Helper, their Comforter, their Guide, who will always be with them, at work on the inside.

None of God's people will ever be perfect here on earth. But God, by the power of His Holy Spirit, is growing them and transforming them, bit by bit, for their good and His glory. This is how God helps them to live for Him on earth and prepares them to live with Him in heaven one day.

Understanding the Bible Truth

1. How does someone become one of God's people? They turn away from their sins (repent) and trust in Jesus as their Savior.
2. What are two things that God does when someone becomes a Christian (one of God's people)? He forgives their sins and He puts His Holy Spirit in their heart to live.
3. Who lives within the hearts of God's people? *The Holy Spirit.*
4. Does the Holy Spirit come to live in our hearts that beat? *No, heart is also another word for our spirit, the part of us that we cannot see but that thinks, feels and can know and love God and others.*
5. What does the Holy Spirit do in the hearts of God's people? *He gives them wisdom and helps them understand God's Word. He helps them want to love and please God. He helps them continue to turn away from their old ways of living. He helps them to grow more like Jesus in how they think, speak and act.*
6. What does it mean to be like Jesus? Do Christians start to look just like Jesus did on the outside? *No. It means that they love God and live lives that please Him, like Jesus did.*
7. What are some things that change as the Holy Spirit works in their hearts? *The way they think, speak and act.*
8. Will God's people be perfect here on earth? *No.*
9. Who works to transform God's people bit by bit? *The Holy Spirit.*
10. Why does the Holy Spirit transform God's people? *For their good and God's glory.*
11. What does the Holy Spirit's work help God's people do? *Helps them to live for God on earth.*
12. Where is the Holy Spirit preparing God's people to live? *In heaven.*

Bible Verse Connection Question

1. What does our Bible Truth have to do with our **Bible Verse: 2 Corinthians 3:18:** "And we all, with unveiled face, beholding the glory of the Lord, are being transformed into the same image from one degree of glory to another. For this comes from the Lord who is the Spirit."?

This verse reminds us that it is the Holy Spirit who works in God's people so that they love God and live to please Him more and more. He is why they are being transformed. It is not just a work of their own.

Bible Truth Story Connection Questions

1. How could others see that the Holy Spirit was working in John Lee's life? *John Lees no longer was a drunk who did not care for his family. Became a man who loved God and others more and more. He had an unshakable faith that kept praying to the Lord for three years to send a missionary to teach them more about Jesus. He offered his home to the missionary and his land to build a chapel for others to hear about Jesus, too..*

Life Application Questions

1. How can we have the Holy Spirit work in our lives? *We must turn from our sins and trust in Jesus as our Savior. He will fill us with His Spirit, cleansing our hearts and then working inside to help us to love God and live lives that please Him.*

ACTS Questions

1. What is something we can praise God for because of this Bible Truth?

Praise God for being the Changer of His People through the Holy Spirit.

2. What are sins we can confess to God because of this Bible Truth?

Confess ways that we do not live and love like Jesus.

3. What is something we can thank God for because of this Bible Truth?

Thank God for His promise to change His people to love and live for Him. No one is too bad for God to change.

4. What is something we can ask God for because of this Bible Truth?

Ask God to send the Holy Spirit to work in our hearts. Ask Him to help us turn away from our sins and trust in Him as our Savior. Ask Him to make us more like Jesus in how we live and love.

The Gospel

1. Why do we need the Holy Spirit to change us so that we love God and live for Him more and more? What is the gospel?

God is the good Creator and King of the world. He made people to worship Him and live by His good laws. But we are all sinners who have rebelled against Him. We all deserve death--God's just, eternal punishment for our sins. How terrible! But God has good news for us. In His great mercy, God sent His Son Jesus to earth to save sinners. Yes, Jesus, the perfect Son of God, left His home in heaven and became a man. He lived the perfect life that pleases God. (He's the only one who has ever done that!) He offered it up to God His Father as the perfect sacrifice for sins when He suffered and died on the cross. Then, on the third day, Jesus rose from the dead in victory. He had fully paid for the sins of God's people, so they wouldn't have to! Now all who turn away from their sins and trust in Jesus as their Savior will receive forgiveness of sins and eternal life with God. They will be His very own special people who will know Him and enjoy Him forever. We can be God's people, too, if we turn from our sins and trust in Jesus as our own Savior.

Game: Inspecting the Troops

Materials

Crown (if desired)
Bible Truth Questions

Preparing the Game

1. Choose 20+ questions for your game from the Bible Truth Discussion Questions, or make up your own.
2. Write the Bible Truth questions on small thin strips of paper (or make a photocopy of the Bible Truth Discussion Questions and simply cut them into strips) and put them in the bag/bowl.

Playing the Game

Tell the children that they are the Queen's/King's soldiers and are to follow her/his every command. Have the soldiers march, pretend to hold out their swords, ride their horses, etc. Then, finally have them stand at attention, very still and showing no emotion. Tell them that you are the Queen/King and have come to inspect the troops. (Put on the crown). You have to remove anyone who is not very straight and still, and show no emotion. As you inspect the troops, make faces or say things to try to get the troops to break into a smile, etc. Watch them for movement. Whoever breaks a smile or moves, etc. told to step forward and must answer a question to be reinstated to the Troops. If it is just one soldier, he/she may choose two other soldiers to help them answer the question. If the soldier (and the soldiers he chose to help him) answer the question correctly, everyone goes back into the line. If they get it wrong, they must wait out one turn. If desired, let some of the children take turns being the king/queen.

Game continues as number of questions, time, and attention span allow.

NOTE: Have the children who remain out help you to give commands to the troops.

Non-competitive Option

Don't exclude the soldiers from the Troops, even if they get the wrong answer. Do put the answer back in the bag to be reviewed again.

Optional TAKING IT TO OTHERS Activity: Quiz Questions

Have the children choose a few of the questions from the game to ask the parents/other children during TAKING IT TO OTHERS time. Help pre-readers by whispering the question in their ear and letting them ask it aloud to the parents/other children. Make sure you read the Bible verse aloud before you ask your questions.

Directions:

1. Write words to song in large print before class.
2. Play the song for the children, helping them follow along on the song sheet.
3. Discuss the song, using a few questions from the discussion sheet. *Don't use them all!*
4. Introduce sign language for key words of your choice from sign language sheet for your song. Use as few or as many as you think the children can learn.
5. Sing and sign the song. Sign language as well as large format lyrics and sheet music are found in the PFI Unit Songbook or online.
6. If desired, play the Song Game.

Optional TAKING IT TO OTHERS Activity: Presenting and Singing the Song

1. Sing and sign the song, encouraging the watching children/parents to join in.
2. Ask the class some of the questions listed below. The Bible Truth Connection Question is particularly good to help them understand how the song ties in with the Bible Truth.

The Church's One Foundation

Verse 1

The Church's one foundation
 Is Jesus Christ her Lord;
 She is His new creation,
 By Spirit and the Word:
 From heav'n He came and sought her
 To be His holy bride,
 With His own blood He bought her,
 And for her life He died.

Listen to it on PFI ESV Songs 12, Track 7

Understanding the Song

1. What is the church? Is it a building? *No. A local church is a group of Christians who gather together. The building is a church building. But the church this hymn is talking about is The Church, meaning all Christians in all places and in all times.*
2. What is a "foundation"? *Something that supports everything else. Builders lay a foundation of solid concrete before they build a house so that it won't fall down.*
3. Who is the Church's foundation? Why? *Jesus Christ is the Church's foundation because He is the only one who could save His people. Without Him, no one could ever be forgiven their sins and come to know God.*
4. Who is the "she" talking about? *The Church. In the Bible, God's people are called the Church, the Bride of Christ (a "she" image), the people He loves and cares for forever.*
5. Why is the Church called Jesus' new creation? How does He do that? *Jesus shed His blood on the cross (bought them with His blood) that His people might be saved. When they believe in Him, He sends the Holy Spirit to live in His people. The Holy Spirit comes into their hearts, cleansing them and making them like new—or new creations. But the Holy Spirit keeps working in their hearts, changing them so that they love God and live lives pleasing to Him, more and more.*

Bible Truth Connection Question

1. How does this song relate to our Bible Truth: **The Holy Spirit Helps God's People?**

Christians owe everything to Jesus, their foundation. He is the one who not only bought them with his very own blood on the cross, so they might be saved. But, He is the one who sends the Holy Spirit into their hearts, making them new and working inside them so that Christians love God and live lives pleasing to Him, more and more.

Story Connection Question

1. How does this song relate to the story? *John Lees was grateful to Jesus for being the one who bought him with His blood and sent His Spirit to work in his heart, making him a new creation.*

Bible Connection Question

1. What does this hymn have to do with our Bible Verse: **2 Corinthians 3:18**: "And we, who with unveiled faces all reflect the Lord's glory, are being transformed into his likeness with ever-increasing glory, which comes from the Lord, who is the Spirit."?

The one foundation of God's people, the Church, is Jesus Christ. He came from heaven to purchase His people with His blood that they might be saved from their sins. By His Spirit, He makes them new creations. He transforms them so that they reflect the Lord's glory more and more, as they love God and live lives that please Him.

Life Application Questions

1. How can God's people be affected by the message of this song?

They can praise Jesus for being the Giver of not just salvation to all who turn and trust in Him, but also the one who sends the Holy Spirit to change their hearts so that they love God more and live for Him.

2. How can we become God's people? *By turning away from our sins and trusting in Jesus as our Savior.*

ACTS Questions

1. What is something we can praise God for from this hymn?

Praise God for being the Purchaser of the Church, His people.

2. What are sins we can confess to God from this hymn?

That many times we do not appreciate God's great love shown to His sinful people by sending Jesus to die and save them with His own blood.

3. What is something we can thank God for from this hymn?

We can thank God for choosing to save His people. They would never have chosen Him on their own. They would have never been saved and made into new creations with Him.

4. What is something we can ask God for from this hymn?

That God would work in our hearts that we confess our sins, might turn from our sins and trust Jesus as our Savior. We can ask Him to make us new creations through His Holy Spirit.

Gospel Question

1. Why do people need to be bought? What have they all done? What is the gospel?

God is the good Creator and King of the world. He made people to worship Him and live by His good laws. But we are all sinners who've rebelled against Him. We all deserve death--God's just, eternal punishment for our sins. How terrible! But God has good news for us. In His great mercy, God sent His Son, Jesus to earth as a man to save sinners. He lived the perfect life that pleases God. (He's the only one who's ever done that!) He offered it up to God His Father as the perfect sacrifice for sins when He suffered and died on the cross. Then, on the third day, Jesus rose from the dead in victory. He had fully paid for the sins of God's people, so they wouldn't have to! Now all who turn away from their sins and trust in Jesus as their Savior will receive forgiveness of sins and eternal life with God. They will be His very own special people who will know Him and enjoy Him forever. We can be God's people, too, if we turn from our sins and trust in Jesus as our own Savior.

Song Game: Big Voice, Little Voice

Materials

Song

Sign language signs used in the song printed out onto little cards

Blindfold

Preparing the Game

None.

Playing the Game

1. Practice the song and signs until the children know them well. Then tell them: "Children, we are going to hide a sign language sign and see if one of you can find it... with a little help from the rest of us!"
2. Choose someone to be "It" and blindfold them. Choose another child to hide one of the sign language cards. When it's hidden, "It" can remove the blindfold and begin to look.
3. The rest of the children will sing the song in a louder voice when "It" gets closer to the hidden sign and quieter when "It" gets further from the sign.
4. When "It" finds the hidden clue, another "It" is chosen and play begins again.

Game continues as number of questions, time, and attention span allow.

choose a FEW questions for discussion, then choose the game and/or music activity

Meditation Version: 2 Corinthians 3:18

“And we all, with unveiled face, beholding the glory of the Lord, are being transformed into the same image from one degree of glory to another. For this comes from the Lord who is the Spirit.”

Understanding the Bible Verse

1. Who is “we” in this verse? *Christians.*
2. How does someone become a Christian? *They turn from their sins and trust in Jesus as their Savior.*
3. What do Christians behold? *The Lord’s glory.*
4. How do Christians behold the Lord’s glory? *The Holy Spirit gives them faith to believe in the Lord and to know His presence in their hearts.*
5. Who beheld the LORD’s glory but wore a veil afterwards in the Old Testament? Why? *Moses did. He would meet with the LORD and the glory of the LORD would linger and shine from his face. He would tell the words of the LORD, with his face still shining. But before long, the glory would fade. It would not last. It was a glory from the outside. Moses put on the veil so the people would not see the glory fade.*
6. How do Christians reflect the Lord’s glory? *By having His Holy Spirit living inside them forever. He is always working inside them and helping them love God and live holy lives, pleasing to Him. When people see the way Christians love and live, and hear them tell about the Lord, they reflect who He is to those around them. They will go on reflecting the glory of the Lord by the Holy Spirit forever.*
7. How is the way they reflect the Lord’s glory with unveiled face? *It means that the Lord’s glory that Christians reflect will never fade. They will always reflect the Lord’s glory because now the Holy Spirit lives inside them forever. They will only grow with ever-increasing glory, as He works in them, more and more.*
8. What does transformed mean? *It means to be changed into something else.*
9. Whose image are Christians being transformed into? *They are being transformed into the Lord’s image.*
10. Does that mean that they will look like Jesus did? *No, it means that their hearts and lives will be changed so that they show more of the same love for God and live lives that please God more—like Jesus.*
11. Does the glory of the Lord that Christians reflect always stay the same? *No, it is ever-increasing glory—they will grow from one degree to another. They will show more and more of His glory as the Holy Spirit works in them and changes them.*
12. Why does the glory keep increasing? *Because the Holy Spirit is at work inside their hearts, making more and more changes in them.*
13. Where does the glory and the transformation come from? *From the Lord—God the Holy Spirit.*

Bible Truth Connection Question

1. What does this verse have to do with the **Bible Truth: The Holy Spirit Helps God’s People?** *This verse reminds us that it is the Holy Spirit who works in God’s people so that they love God and live to please Him more and more. He is why they are being transformed. It is not just a work of their own.*

Story Connection Questions

1. What does the verse have to do with our story? How could others see the Holy Spirit’s transforming work in John Lees’ life? They saw him change from being a drunk who could not stop drinking and did not take care of his family to someone who loved God, cared not only for his family but for others, and who had great faith to keep praying for something that seemed almost impossible.

Life Application Question

1. How can we have the Spirit’s transforming work in our lives? We can turn from our sins, trust in Jesus as our Savior. He will fill us with His Spirit and begin His wonderful work in our hearts.

ACTS Questions

1. What is something we can praise God for from this Bible Verse? *Praise God for being the Transformer of His People, for their good and His glory.*

2. What are sins we can confess to God from this Bible Verse?

That many times we choose to rebel against His good ways for our own sake. We want to people to think more about us instead of God. We choose to bring glory to our name instead of His. We deserve God's punishment! We need a Savior.

3. What is something we can thank God for from this Bible Verse?

We can thank God giving His people His Holy Spirit to transform them. They could never love God and live for Him more and more on their own.

4. What is something we can ask God for from this Bible Verse?

We can ask God to work in our hearts that we would want to confess our sins, turn away from disobeying Him and trust in this wonderful Jesus as our own Savior. That He would send the Holy Spirit to transform us so that we glorify Him more and more in the way we love Him and live for Him.

The Gospel

1. Why do people need to be transformed? What happened to them? What is the gospel?

God is the good Creator and King of the world. He made people to worship Him and live by His good laws. But we are all sinners who have rebelled against Him. We all deserve death--God's just, eternal punishment for our sins. How terrible! But God has good news for us. In His great mercy, God sent His Son Jesus to earth to save sinners. Yes, Jesus, the perfect Son of God, left His home in heaven and became a man. He lived the perfect life that pleases God. (He's the only one who has ever done that!) He offered it up to God His Father as the perfect sacrifice for sins when He suffered and died on the cross. Then, on the third day, Jesus rose from the dead in victory. He had fully paid for the sins of God's people, so they wouldn't have to! Now all who turn away from their sins and trust in Jesus as their Savior will receive forgiveness of sins and eternal life with God. They will be His very own special people who will know Him and enjoy Him forever. We can be God's people, too, if we turn from our sins and trust in Jesus as our own Savior.

Game: Take a Step Back

Materials

Bible verse written up in large print so that all can see
1 beanbag for every 2 children

Preparing the Game

None.

Learning the Verse

Some or all of your children may be non- or early readers. Teach the verse in sections, having them say it after you. Repeat a few times. Add clapping or other movement as they say it.

Directions

1. Pair up the children, giving a beanbag to each pair. Line up one child from each team, then have the partners face their team partner, about one foot apart from each other, forming a second line.
2. Have all the children say the verse together, then have the partner throw the beanbag to the other partner. Those who successfully catch the beanbag stay in for the next round.
3. Have each child take a step back.
4. Lead the children in saying the verse again, then have them throw the beanbag to their partner. Those who successfully catch the beanbag stay in for the next round.
5. Have the children take another step back, and so on.
6. Continue until only one team remains.

Alternate Play: Continue to allow all children to play the game, even if they drop their beanbag, but keep track of how many successful catches each team makes. The team with the most successful catches, wins.

Optional TAKING IT TO OTHERS Activity: Quiz Questions

Have the children choose a few of the questions from the game to ask the parents/other children during TAKING IT TO OTHERS time. Help pre-readers by whispering the question in their ear and letting them ask it aloud to the parents/other children. Make sure you read the Bible verse aloud before you ask your questions.

Directions:

1. Write words to song in large print before class.
2. Play the song for the children, helping them follow along on the song sheet.
3. Discuss the song, using a few questions from the discussion sheet. *Don't use them all!*
4. Introduce sign language for key words of your choice from sign language sheet for your song. Use as few or as many as you think the children can learn.
5. Sing and sign the song. Sign language as well as large format lyrics and sheet music are found in the PFI Unit Songbook or online.
6. If desired, play the Song Game.

Optional TAKING IT TO OTHERS Activity: Presenting and Singing the Song

1. Sing and sign the song, encouraging the watching children/parents to join in.
2. Ask the class some of the questions listed below. The Bible Truth Connection Question is particularly good to help them understand how the song ties in with the Bible Truth.

We All with Unveiled Face

We all with unveiled face,
Beholding the glory of the Lord,
Are being transformed,
Into the same image f
From one degree of glory to another,
For this comes from the Lord,
The Lord, who is the Spirit.
For this comes from the Lord,
The Lord, who is the Spirit.
The Lord, who is the Spirit.
Second Corinthians Three, eighteen.

Listen to it on PFI ESV Songs 12, Track 8

Song Game: Sign It, Say It, What Does It Mean?

Materials

Sign Language signs used in song, particularly choose words with important meanings you want the children to learn, such as "grace", "redeem", etc.

Bag or bowl

Preparing the Game

1. Cut out signs and put in bowl.

Playing the Game

1. Practice the song and signs until the children know them well. Then put all the signs we've learned in this bag/bowl and mix them up.
2. Ask one of the children to choose a sign, but not show it to anyone...but you, if they need some help.
3. Ask the child to do the sign for the rest of the children and see if the other children can guess which one it is. Do the sign with the child, if desired.
4. When the children guess the sign, ask them the meaning of the word. If no one guesses the sign, put it back in the bowl to be picked again.
5. Choose another child to pick a new sign from the bag and continue.

NOTE: You might want to sing the song after you do each word or couple of words.

Game continues as number of questions, time, and attention span allow.

STORY REVIEW

Directions: Read and discuss Bible Truth, using a FEW of the questions. Play game. Feel free to modify the game to fit your children.

General Story Questions

1. Why were criminals being shipped to Australia? *To clear them out of England.*
2. What was life like in Australia? *The criminals did not have to live in prison. They could begin new lives there. But life was pretty wild. Many of the criminals kept doing the bad things they had done while they were in England. Few people knew the good news of Jesus. Few Christians wanted to go to Australia to tell them b/c there thought it was such a wild place.*
3. What was unusual about the kind of money they used? *It was not metal money, but rum—a very strong kind of alcohol.*
4. Why were so many soldiers getting drunk? *They were supposed to guard the “money” but wound up drinking it instead.*
5. Why did John Lees come to Australia? *He came as a soldier.*
6. What trouble did John Lees get into when he arrived in Australia? *He began to drink too much of the rum.*
7. Who was John Lees wife? *Mary, a lady criminal who had been shipped to Australia from England.*
8. What did John Lees do after he was a soldier? *He bought forest land out in the Castlereagh Forest. He planned to clear it and make it into a farm.*
9. What did John Lees do that made life so hard for his family? *He started drinking so much that he used up all their money to buy more alcohol.*
10. What did John do to keep getting alcohol? *He sold the few good things that he and Mary had.*
11. What happened to John that caused him to cry out to God? *He was bitten by a poisonous snake and thought he would die.*
12. What did John promise God? *If God saved him from dying, he would stop drinking and would follow Him.*
13. How did John change after he became a Christian? *The Holy Spirit worked in his heart. He stopped drinking and took good care of his family. He loved God and lived for Him. He read the Bible and prayed with his family.*
14. How was John able to change so much after he became a Christian? *The Holy Spirit was working in his heart.*
15. Why did John and his family want a missionary to come? *So that they could learn more about God through a good Bible teacher.*
16. How long did John and his family pray for a missionary? *Three years.*
17. Why didn't John give up praying for a missionary? *The Holy Spirit working inside him gave him faith to keep believing that God would and could supply what he wanted.*
18. Why was the Bible reading so fitting that the missionary read? *Because they lived in the wilderness and were so “thirsty” for God’s Word that the missionary was like one who waters wilderness ground and brings it to blossom.*

Bible Truth Connection Questions

1. What does this story have to do with our Bible Truth: The Holy Spirit Helps God’s People? *The Holy Spirit worked incredible changes in John Lees heart and life when he became a Christian.*

Bible Verse Connection Question

1. What does the story have to do with our Bible Verse: **2 Corinthians 3:18**: “And we all, with unveiled face, beholding the glory of the Lord, are being transformed into the same image from one degree of glory to another. For this comes from the Lord who is the Spirit.”?

John Lees became a drunk who did not love God or take care of his family. Yet after he repented of his sins and trusted in Jesus as his own Savior, the Holy Spirit did an amazing work in his heart. All could see how God was transforming this man with His Holy Spirit. He became a man who loved God tried to please Him with his whole life. He took good care of his family. He read the Bible and prayed for God to send a missionary to teach them more about God. As John Lees was changed by the Holy Spirit, he brought more and more glory to God as his family and others could see the amazing work of God in his life.

Life Application Questions

1. Are there still places in the world that need to hear about Jesus, places that Christians don't really want to go because they are dangerous? *Yes!*
2. How are we like John Lees? *We are sinners who need to confess our sins to God and turn away from them. We need to trust in Jesus as our Savior. We need the Holy Spirit to work in our hearts and change us.*
3. Why do Christians today decide to go to dangerous places with the good news of Jesus? *Because people need to hear how they can be saved. Without the gospel, they will face God's eternal punishment!*

ACTS Questions

1. What is something we can praise God for being that we learned in our story? *Praise God for being the Changer of sinful people.*
2. What is something we can confess as sin that we learned in our story? *Confess that we, like John Lees, are sinners. We all need to confess our sins to Him and ask His forgiveness! We need a Savior!*
3. What is something we can thank God for that we learned in our story? *We can thank God saving and changing all who come to Him in repentance and faith in Jesus. No one is too bad for God to save them! There is no one God cannot change.*
4. What is something we can ask God for that we learned in our story? *We can ask God to work in our hearts, helping us to confess our sins, turn away from them and trust Jesus as our own Savior. We can ask Him to send His Holy Spirit into our hearts and change us, just like He changed John Lees.*

The Gospel

1. What was the good news of Jesus that changed John Lees life? What is the gospel?
God is the good Creator and King of the world. He made people to worship Him and live by His good laws. But we are all sinners who have rebelled against Him. We all deserve death--God's just, eternal punishment for our sins. How terrible! But God has good news for us. In His great mercy, God sent His Son Jesus to earth to save sinners. Yes, Jesus, the perfect Son of God, left His home in heaven and became a man. He lived the perfect life that pleases God. (He's the only one who has ever done that!) He offered it up to God His Father as the perfect sacrifice for sins when He suffered and died on the cross. Then, on the third day, Jesus rose from the dead in victory. He had fully paid for the sins of God's people, so they wouldn't have to! Now all who turn away from their sins and trust in Jesus as their Savior will receive forgiveness of sins and eternal life with God. They will be His very own special people who will know Him and enjoy Him forever. We can be God's people, too, if we turn from our sins and trust in Jesus as our own Savior.

Game: Triple Play Baseball

Materials

- 4 carpet squares or construction paper for bases
- 3 balls of different sizes, such as a foam ball, tennis ball, and soccer ball.
- A basket or cardboard box
- Masking tape
- Paper and pencil
- Story Review Questions

Preparing the Game

1. Choose 20+ questions for your game from the Story Review Discussion Questions, or make up your own.
2. Place the carpet squares at the four corners of a diamond, like for baseball, approximately 10 feet apart.
3. Place the basket with the balls in it next to "home" base.

Playing the Game

Divide the children into two teams. Team A will be up to bat, Team B will be out in the field. One player from Team B stands behind the batter as catcher. The leader will read a question to the batter. If the batter answers it correctly, he then picks up all three balls from the basket and tosses them out into the "field" in rapid succession. He then tries to run as many bases as possible around the diamond,, touching each base ,before the Team B players in the field return all three objects to the catcher who puts the balls into the box. The batter scores as many points as bases he was able to get to: 1 point for first base, 2 points for 2nd base, etc.. The next person on Team A becomes batter now, and repeats the process. A team incurs an "out" if a batter is unable to answer a question; or, if a batter is caught in between 2 bases when all the items are back in the box, then they are out. Teams switch positions after 2 outs.

Game continues until all children get to bat, or as number of questions, time, and attention span allow.

WARNING: You may want to have the children only walk (rapidly) around the bases if you have slick floors. If you do this, you can also have the catchers have to crawl on all fours/do a crab walk to slow them down.

Non-competitive Option

This game is difficult to play in a completely non-competitive way. You can take the "edge" off of the competitive nature of it by not assigning point values and simply letting each child have a chance to see how far around the bases they get on their turn. When all the children on Team A have a turn, switch batters and catchers and let the Team B children become the batters.

Optional TAKING IT TO OTHERS Activity: Quiz Questions

Have the children choose a few of the questions from the game to ask the parents/other children during TAKING IT TO OTHERS time. Help pre-readers by whispering the question in their ear and letting them ask it aloud to the parents/other children.

CASE REPLAY ACTIVITIES

Use this guide to review the Case Story and act it out for others to enjoy!

CASE REPLAY, JR: YOUNGEST CHILDREN

Description: The children will act out the story together, everyone doing the same action/sound effect at the same time. This activity is most suitable for kindergarteners.

Materials

The Case RePlay, Jr. script for younger children

Preparation

1. Read through the script and write in the blanks along the side possible actions/sound effects the children could do to act it out.

Instructions

1. Tell the children that they will be re-enacting the story together as you tell it.
2. As you read the script, lead the children in actions/sound effects to do with you.
3. If desired, you can read the script and stop at certain sentences and ask them what a good action/sound effect would be to act out what you just read.
4. Repeat the re-enactment one or two times more.

CASE REPLAY, SR: OLDER CHILDREN

Description: The children act out the story as a three-scene play. You will narrate it using the Case RePlay, Sr. script and they will act it out (no spoken words, for the most part), with each child assuming a different character's role. This activity is most suitable for first grade and up. You will review the story, then practice it a few times before performing it for others.

Materials

The Case RePlay, Sr. script
White board or other large format paper
Costumes and props

Preparation

1. Prepare for the play by choosing costumes and props for each character in the story. Decorate the area with any scenery props.
2. Write the words "Beginning," "Middle," "End" on a large piece of paper/whiteboard with plenty of space under each heading. You will use this paper to help the children think about the story as a three-scene play, as it is presented in the script.

Instructions

1. Tell the children that they will get to act out the story as a three-scene play, with a beginning, middle and end section. Tell them that before they can act it out, they need to think it out. as you narrate it with your script.
2. Take the children's answers as they recount the story, helping them put key incidents in the right order.
3. If desired, when they have filled in their Beginning, Middle, End, read through your whole (real) script, so they hear exactly what you will have them act out.
4. Then tell the children that it's time to practice acting out the story.
5. Assign parts to each child. If you are using costumes, do NOT give them out at this point. They will be a distraction.
6. Have all the children sit on the floor or in chairs on one side of the "stage," then call the characters up in place as their part in the story comes.
7. As you read the script, guide the children in where you want them to move or do to act it out.
8. After going through the whole script once, give out any costumes and props and act out the script once or twice more.

Optional TAKING IT TO OTHERS Activity: Re-enacting the Story

Read the script as the children act out together (younger) or assuming different roles (older) as the other children or the parents watch.

CASE REPLAY, JR--YOUNGER KIDS (KINDERGARTEN) P.2

Welcome to our play! The name of our story is: The Case of the Drunken Soldier.

Our story takes place in New South Wales, Australia around 1800.

And now we present: "The Case of the Drunken Soldier."

Scene 1:

England decides to empty its crowded prisons by sending most of the criminals away to Australia to live. In Australia, these former criminals had a lot more freedom. They didn't have to live in prison. This freedom was nice, but it created problems. Many kept doing the bad things they were first sent to prison for, such as stealing. Australia was a rough place to live and it took a lot to keep the peace. England sent lots of soldiers to enforce its laws. John Lees was one of the men who signed up be a soldier with the New South Wales Corps. He sails to New South Wales in Australia. Lees helps keep the peace and he is given the job of watching over the money, which wasn't money at all! It was rum! Instead of just watching it, he starts drinking it. Soon he is hooked on rum and gets drunk a lot.

Actions:

Scene 2:

After a while, John leaves the army, gets married to Mary, one of the lady criminals. They buy land in Castlereagh to start a farm. They have ten children. John starts drinking more and more. He doesn't take care of his farm or family anymore. He starts to sell everything to buy more rum. Mary is worried as they get down to only a pig to sell for money. Things seem hopeless for this little family. Then John gets bit by a poisonous snake when he goes to get firewood. He cries out to God to spare his life and promises to follow Him. God spares his life and John becomes a Christian. The Holy Spirit begins to work amazing changes in his life. John and his family begin to read the Bible and pray every night that God would send a missionary to teach them more.

Scene 3:

Three years later, right after they pray at their evening meal, a whip cracks upon the door. It is a missionary traveling by horse who is looking to stay the night at his house. John is overjoyed. Their prayers have been answered at last! The missionary—Samuel Leigh—reads the Bible devotion that night. John Lees and Samuel Leigh work together to bring God's Word to the people of Castlereagh. They build a chapel where Samuel can preach. Many come to believe in Jesus, The Holy Spirit works in the lives of all the believers, helping them love God and live for him, like Jesus. John Lees becomes especially well-known for his great love for God and for others.

Bible Truth Tie-In:

The Bible Truth we are learning is: **God's People Grow to Be More Like Jesus.** The Holy Spirit worked incredible changes in John Lees heart and life when he became a Christian.

CASE REPLAY, SR--OLDER KIDS (1ST GRADE AND UP) P.3

Welcome to our play! The name of our story is called: The Case of the Drunken Soldier.

Our story takes place in New South Wales, Australia around 1800.

The characters in our story are: English criminals; Soldiers; Thieves; John Lees; Mary, his wife and their 10 children; Samuel Leigh; and, people of Castlereagh at the little church.

And now we present: "The Case of the Drunken Soldier."

Scene 1: (Beginning)

England decides to empty its crowded prisons by sending most of the criminals away to Australia to live. In Australia, these former criminals had a lot more freedom. They didn't have to live in prison. This freedom was nice, but it created problems. Many kept doing the bad things they were first sent to prison for, such as stealing. Australia was a rough place to live and it took a lot to keep the peace. England sent lots of soldiers to enforce its laws. John Lees was one of the men who signed up to be a soldier with the New South Wales Corps. He sails to New South Wales in Australia. Lees helps keep the peace and he is given the job of watching over the money, which wasn't money at all! It was rum! Instead of just watching it, he starts drinking it. Soon he is hooked on rum and gets drunk a lot.

Scene 2: (Middle)

After a while, John leaves the army, gets married to Mary, one of the lady criminals. They buy land in Castlereagh to start a farm. They have ten children. John starts drinking more and more. He doesn't take care of his farm or family anymore. He starts to sell everything to buy more rum. Mary is worried as they get down to only a pig to sell for money. Things seem hopeless for this little family. Then John gets bit by a poisonous snake when he goes to get firewood. He cries out to God to spare his life and promises to follow Him. God spares his life and John becomes a Christian. The Holy Spirit begins to work amazing changes in his life. John and his family begin to read the Bible and pray every night that God would send a missionary to teach them more.

Scene 3: (End)

Three years later, right after they pray at their evening meal, a whip cracks upon the door. It is a missionary traveling by horse who is looking to stay the night at his house. John is overjoyed. Their prayers have been answered at last! The missionary—Samuel Leigh—reads the Bible devotion that night. John Lees and Samuel Leigh work together to bring God's Word to the people of Castlereagh. They build a chapel where Samuel can preach. Many come to believe in Jesus, The Holy Spirit works in the lives of all the believers, helping them love God and live for him, like Jesus. John Lees becomes especially well-known for his great love for God and for others.

Bible Truth Tie-In:

The Bible Truth we are learning is: **God's People Grow to Be More Like Jesus.** The Holy Spirit worked incredible changes in John Lees heart and life when he became a Christian.

A Poisonous Snake

Description

The children will decorate a curly “poisonous” snake out of cardstock, markers and other optional decorating supplies.

Materials

White cardstock

Scissors

Glue sticks

Markers, colored pencils, etc.

If desired, also sequins or glitter/glitter glue, jiggly eyes

Tape

Preparing the Craft

1. Print out the template of the snake and snake heads onto cardstock, 1 per child.
2. Print out and cut out snake heads.
3. Set out decorating supplies.
4. Make a sample for the children to see.

Making the Craft

1. Show children your sample.
2. Have the children decorate their snakes and snake heads with markers.
3. Cut out the snakes along lines. (You may need to do this for younger children.)
4. Tape/glue snake head in place.
5. If desired, let children add additional decorations with the sequins, glitter glue, etc.

Optional **TAKING IT TO OTHERS** Activity: Craft Presentation

If you are presenting the craft to other children or parents the children can hold up their crafts (or your model craft) and read their Bible Truth Connection answers to explain the importance of the craft.

CASE CRAFT**Discussion Guide****Instructions:**

As the children are settled into making their craft, ask them these questions to help them understand the craft's significance. Use the answers provided to guide the children's answers.

Discussion Questions

1. Where did John Lees and his wife Mary settle down? *In Castlereagh, Australia.*

2. What was John Lees doing that was so terrible for him and his family? *He was addicted to rum. He drank all the time instead of caring for his family and his farm.*

3. What happened to him that change this? *He was bitten by a poisonous snake and cried out to God to save his life. God did. John turned away from his sins and trusted in Jesus as his Savior. The Holy Spirit living inside him worked powerfully and he was a changed man.*

4. What is Bible Truth that we are learning? *God's People Grow to Be More Like Jesus.*

5. What does our craft have to do with our Bible Truth: God's People Grow to Be More Like Jesus? *The Holy Spirit began to work in John Lees heart when he trusted in Jesus as his Savior. From that day on, John began to love God and live to please Him more and more.*

6. What can our craft help us remember? *God's Holy Spirit works amazing changes in the hearts of even the worst sinner when they turn away from their sins and trust in Jesus.*

TAKING IT TO OTHERS**Craft Presentation****Instructions:**

Have children hold up your model craft/their crafts. Choose five children (or you say) the five sections below to explain the craft's importance.

Presentation:

1. Our craft is: A Poisonous Snake.

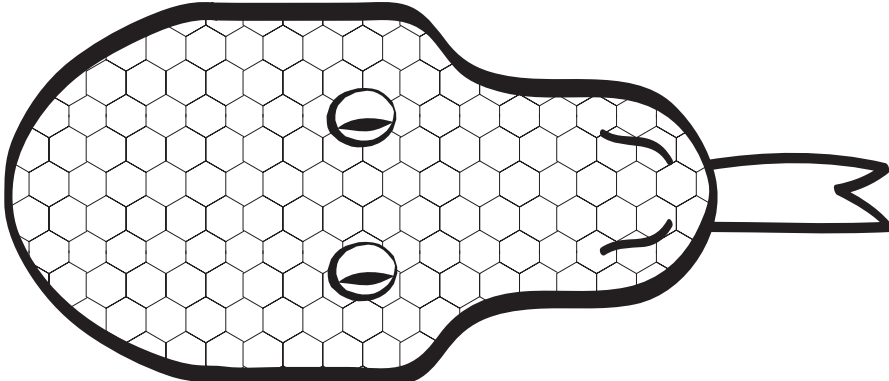

2. In front of his house in Castlereagh, Australia, John Lees was a changed man after being bitten by a poisonous snake because he turned away from his sins and trusted in Jesus as his Savior.

3. Our Bible Truth is: God's People Grow to Be More Like Jesus.

4. The Holy Spirit began to work in John Lees heart when he trusted in Jesus as his Savior. From that day on, John began to love God and live to please Him more and more.

5. Our craft can help us remember that God's Holy Spirit works amazing changes in the hearts of even the worst sinner when they turn away from their sins and trust in Jesus.

Note: Even non-readers can participate in presenting the craft, if you will whisper what they are to say in their ear and let them say it aloud for the others to hear.



BEFORE CLASS:**1. PICK YOUR PERSON**

VIPPs can be anyone in your church! Typically, they fall into 6 categories: Church staff, Elders, Deacons/deaconesses, Special Volunteers (people who aren't paid, but spend a lot of time helping out in particular ways), Supported Workers (aka missionaries), and Church Members.

2. GATHER YOUR FACTS

Use the VIPP Information Sheet to write down the facts about your VIPP. The information on this worksheet is used in the VIPP activities, listed in the "Choose an Activity" section below.

DURING THE ACTIVITY:**1. INTRODUCE YOUR VIPP**

Introduce your VIPP to the children, using the VIPP Information Sheet. Fill in a set of VIPP Clue Cards with the information for your VIPP. If desired, you can even have the actual person come into class for the children to meet.

Need help describing what someone does for the church in a kid-friendly way? Check out the list of common VIPPs on the Praise Factory website in the PFI resources. There are lots of kid-friendly descriptions for common VIPP's, such as pastors, elders, deacons and a lot more.

2. PRAY!

Lead the children in praying for the VIPP. Ask the children if they would like to pray for one of the VIPPs prayer requests. Even non-readers can pray for the VIPP if you whisper the prayer request in their ear, then let them say it aloud. Never force a child to pray!

3. CHOOSE AN ACTIVITY

There are two activities you can use to help the children learn about the VIPP:

VIPP Clue Cards: These are nine coloring sheets in which children fill in the nine things they learn about the VIPP from the VIPP Information Sheet. Photocopy a set of each child. Use as few or as many of these Clue Cards as you desire. They are found in the back of this book.

VIPP Game: This is a game that uses a set of Clue Cards for one or two VIPPs.

Choose a VIPP and fill in his/her information on the VIPP Information Sheet. Fill in a set of VIPP Clue Cards with the information for your VIPP. Tell the children about the VIPP, having them fill in the VIPP Clue Cards with the key facts as they learn them. Write any words the children need to write on a white-board or other piece of paper so they can see how to spell them. Help younger children write these words on their clue cards. Ideas for how to tell the children about many common VIPPs are listed at praisefactory.org with the resources for this Bible Truth.

Optional TAKING IT TO OTHERS Activity: Introduce and Pray for the VIPP

If you are presenting the VIPP to other children or parents you can assign children to hold up the 10 clue cards and say what each card tells about the VIPP. (Or, you can have the children hold them up as you tell what each one means.) Then lead the children in praying for the VIPP.

Game: Picture Run

Materials

Information for two VIPPs

2 Sets of Clue Cards

Tape

Different color construction paper for each picture.

Preparing the Game

1. Fill in one set of clue sheets for each VIPP you are using.
2. Put all the Clue Cards in a bag, except for the ones with the names and pictures of the VIPPs.
3. Use tape to put up the pictures of each VIPP on a piece of construction paper. Tape each up in a different location/wall around the room.

Playing the Game

Reveal: Tell the children about the VIPPs, showing them your filled-in clue cards as you tell about them.

Review: Put the Clue Cards for the VIPPS put in a bag. Mix up. Have children stand together in middle of the room. Tell them that you will pull out a clue card, show it to them, and they are to run to the picture of the person who it belongs to. Give them the answer after everyone has run to their guessed person. Continue until all clues have been used up. (If you have a slick floor, you may want to avoid running. Make it fun by giving them a different way to go to each picture, such as skip or hop.)

VIPP INFORMATION SHEET

VIPP NAME:

WHAT VIPP LOOKS LIKE

Man or Woman? _____

Hair color? _____

Eye color? _____

FAVORITE ANIMAL

FAVORITE FOOD

FAVORITE FREE TIME ACTIVITY

WHAT VIPP DOES DURING WEEK

VIPP GROUP OF SERVICE:

Church Member

Deacon

Elder

Church Staff

Special Volunteer

Supported Worker
(Missionary)

3 WAYS VIPP SERVES CHURCH

3 WAYS TO PRAY FOR THE VIPP

BIBLE TRUTH 1, LESSON 3: PLANNER/OVERVIEW

GETTING STARTED: Welcome and Opening Songs (*introduce unit and get kids moving with these songs*)

Welcome to Praise Factory: PFI: Praise Factory Investigators Theme Song *PFI ESV Songs 12, Track 1*

Rules to Help Us Worship God and Love One Another: WoGoLOA Classroom Rules Song
PFI ESV Songs 12, Track 2

Big Question Under Investigation: Big Question 12 Songs *PFI ESV Songs 12, Tracks 3,4*

Big Question Bible Verse: Ephesians 5:1-2 Song: *PFI ESV Songs 12, Track 5*

Extra Bible Verse Song: Let Everyone Who Names the Name: 2 Timothy 2:19,22, ESV PFI ESV Songs 12, Track 6

DIGGING DEEP DOWN: Key Concept and Story (*introduce the Bible Truth and tell the related story*)

Bible Truth 1: God's People Grow to Be More Like Jesus

Bible Truth Hymn: The Church's One Foundation, v.1 *PFI ESV Songs 12, Track 7*

Bible Verse: 2 Corinthians 3:18

Bible Verse Song: We All with Unveiled Face *PFI ESV Songs 12, Track 8*

Lesson 3 Old Testament: The Case of the Boy Who Did What Men Did Not *1 Samuel 1-3*

TAKING ACTION: Response Activities (*choose from among these activities*)

Snack and Discussion Planner: Tabernacle Offering

ACTS Prayer: Prayer Sheet

Bible Truth Review: Discussion Questions and Game: Enemy Invaders

Bible Truth Hymn: The Church's One Foundation, v.1 *PFI ESV Songs 12, Track 7*

Song, Sign Language and Song Game: Pass the Secret Sign **PFI ESV SONGS 12 BOOK or ONLINE**

Bible Verse Review: 2 Corinthians 3:18 Discussion Sheet and Game: Horse Play Verse Tag

Bible Verse Song: We All with Unveiled Face 2 Corinthians 3:18 *PFI ESV Songs 12, Track 8*

Song, Sign Language and Song Game: Mimic Me! **PFI ESV SONGS 12 BOOK or ONLINE**

Story Review: Discussion Questions and Game: Chair Pile-Up

Case Replay, Jr: Drama Activity for Youngest Children (children do same story actions together)

Case Replay, Sr: Drama Activity for Most Children (children re-tell story with individual parts)

Craft: Little Samuel

VIPP (Very Important Prayer Person) Prayer Time: Coloring Sheets (Back of Book) & Game: Crabbin' Around

TAKING IT HOME: Take Home Sheet for Review and Family Devotions

PFI Pronto: Bible Truth 1, Lesson 3 **PFI ESV PRONTOS 12 BOOK or ONLINE**

The Case of the Boy Who Did What Men Did Not 1 Samuel 1-3

by Connie Dever

Our story is: The Case of the Boy Who Did What Men Did Not.

As you listen to the story, see if you can figure out:

1. Who was the boy? Who were the men who didn't do what the boy did?
2. What did the boy do that the men did not? Who helped the boy live this way?

This story takes place in Shiloh, a little town in the grassy hills of Ephraim, Israel. It takes place in Old Testament times during the days of the judges of Israel, about 1100 years before Jesus lived on earth.

Hannah sewed busily on the ephod made of fine Egyptian cloth. What's an ephod, you might be wondering? It was special apron that only worn by the men who served in the Tabernacle—the Tent of Meeting of the LORD. When the special apron was done, Hannah would make a beautiful robe to go with it.

There was something very strange about this ephod and the robe that went with it. They were very tiny. Yet the priest Eli and his sons who served in the Tabernacle were grown men! Why would they need such a small ephod and robe as this?

The truth was, this little ephod and robe weren't for them at all. They were for Hannah's little, three-year-old son, Samuel, who would soon be joining Eli and his sons in service at the Tabernacle.

How did Hannah explain to her little son what was about to happen to him? The Bible doesn't tell us, but perhaps it went something like this:

"Why do I need an ephod, Mama? I live here with you, not at the Tabernacle?" Samuel asked his mother.

"Because you are going to serve before the LORD at His Tabernacle!" she replied. "You see, long ago, I wanted a son but could not have one. Then I prayed to the LORD to give me a son. I promised Him that if He did, that I would give that little boy back to the Him to serve Him all the days of his life. Then the LORD gave me you! So you see, Samuel, the LORD has chosen you to do something very special."

"What is it like at the Tabernacle?" Samuel asked.

"The Tabernacle and its courtyard are kept inside long walls, 150 by 75 feet, all made of fine, linen cloth," Hannah told him. "The first thing you see when you go

inside the entrance on the east side is a big, open courtyard with a huge bronze altar. This is where the priests sacrifice all the offerings of birds, sheep, and bulls to the LORD. The priests are never supposed to let the fire go out, (so that it is always ready for the sacrifices, just as the LORD is always ready to receive our praise and confessions of sin). Behind the huge altar is a big bronze basin of bronze where the priests do their special washing so that they will be seen as pure before the LORD. But best of all, is what is behind the altar and the basin: the Tabernacle, itself, with the Holy Place and the Most Holy Place!" Hannah said.

"What are they, Mama?" Samuel may have asked.

"Well, I've never been inside. Only priests get to go in." his mother answered, "And it is covered with thick coverings of goat hair, sheep skin and sea cows, so you can't see in from the courtyard," she replied. "But I am told that it has beautiful curtains of blue, purple and scarlet with cherubim woven all through them on all sides. In the Holy Place there are just three things, all covered in pure gold. On the left is a tall golden lampstand with seven candle holders, each that look like the branch of an almond tree with buds. It is to remind the people that God is always present. On the right there is an altar where priests burn sweet-smelling incense every morning and every evening as a reminder of the prayers of God's people going up to God. And in between them, is a golden table on which each day twelve loaves of bread-- one for each tribe of Israel-- are put out, as a reminder of the fellowship (special friendship) that God has with His people."

"But what about the Most Holy Place, where's that, Mama?" Samuel asked.

"The Most Holy Place is behind a beautiful curtain at

Story-telling Tips

Ahead of time:

1. Read the Bible verses and story. Pray!
2. Create story cue cards on index cards (or highlight text).
3. Practice telling story dramatically, timing your presentation. Shorten, if necessary to fit your allotted time.
4. Decorate area with story props that help bring your story alive.

During your presentation:

1. Maintain as much eye contact as possible as you tell the story. Point to/use props at important points in the story. Include the kids in your story with a few questions about what they think will happen or words/concepts that might be new to them.
2. Watch the kids for signs that their attention span has been reached. Shorten, if necessary.

the back of the Holy Place," Hannah explained. "Inside it is the important thing of all: a golden box called the Ark of the Covenant. It has two huge angels bending over its cover; and, inside the box are the Ten Commandments of the covenant the LORD made with our people through Moses long ago. It is a room so holy that only the most important priest, called the high priest can go in that room....and he can only go in there once a year. It's where he takes the special offering to ask God to forgive the people's sins."

"Will I get to go inside the Holy Place?"

"Yes, you will, Samuel. You are going to get to do many very special things when you go to the Tabernacle."

It was not long before it was time for Hannah and Elkanah, Samuel's father, to take Samuel to Shiloh to live at the Tabernacle. They gathered up Samuel's few things, his little ephod and robe, plus three bulls, grain and wine to offer up to the LORD as a sacrifice.

After two days of walking, the smell in the air told them they were close. It was the smell of smoke and the offerings from the Tabernacle's altar. Soon Shiloh came into view and behind it on a hill, were the curtains of the Tabernacle's courtyard.

With worshipful hearts, Elkanah and Hannah brought their offerings to the priests. Eli and his sons were amazed at this huge offering! It was three times bigger than the biggest offering (one bull) suggested in the Bible! "Who are these people? Why are they making such a big offering?" the priests probably wondered.

Hannah explained it to the high priest Eli. "Three years ago I stood before you praying to the LORD," Hannah told him. "He gave me this son in answer to my prayer. I am now bringing him here to the LORD to be His for his whole life, just as I promised I would that day." Hannah handed Samuel's things to Eli.

How could such a little boy go and live with strangers at the Tabernacle? Surely he would cling to his parents in fear! But the LORD was with Samuel already, working inside his heart and helping him want to love and serve Him in this way. Instead of pleading to go home with his parents, Samuel bowed down and worshiped the LORD. Yes, God can do great things, even in the heart of a very young boy.

Eli took care of the Samuel and taught him all the

duties of being a priest, just as he had been teaching his sons Phinehas and Hophni. He learned how to fill the lampstand candle holders with oil, how to place incense on the altar of incense, how to make the special loaves of bread for the golden table, how to wash himself to stay pure before the LORD, how to make sacrifices and what prayers to say for each one, and many other things. Eli taught Samuel the right way to do things and Samuel tried hard to serve the Lord just as he had been told.

But Phinehas and Hophni, Eli's sons, were not like Samuel. They were wicked men with greedy hearts. They didn't worship the LORD. When their father wasn't looking, they spoiled the people's sacrifices by snatching the best part of their sacrifices for themselves, instead of offering it to the LORD.

Samuel saw what Phinehas and Hophni did, but he didn't copy them. The LORD, by His Holy Spirit, was working in Samuel's little heart, already giving him a desire to please Him. He was preparing Samuel for the special job He had planned for him. God can do great things, even in the heart of a very young boy.

One night Samuel lay sleeping on a little mat beneath the golden lampstand in the Holy Place when he heard someone calling him. It was almost daybreak and the oil of the lampstand was almost all used up.

"Samuel, Samuel!" the voice said.

Samuel ran to Eli and answered, "Here I am."

"I didn't call; go back and lie down," Eli said.

So Samuel went and lay down. Twice more the voice called and twice more Samuel went to Eli. Then Eli understood. The LORD was calling Samuel!

So Eli told Samuel, "Go and lie down, if you hear the voice again, 'Speak, LORD, your servant is listening.'"

Samuel lay down again, and this time the LORD came and stood there, calling as at the other times, "Samuel! Samuel!" Then Samuel said, "Speak, for your servant is listening."

That night was but the first of eighty years worth of messages the LORD would give Samuel for the people of Israel. The people knew Samuel was the LORD's prophet and listened carefully to the words the LORD gave him.

The LORD had planned to do great things for His

people through Samuel and every one of them happened. Why? Because God does great things in His people, even in a very young boy, thanks to His Holy Spirit at work in their heart.

Cracking the Case:

It's time to answer our Case Questions.

1. Who was the boy? Who were the men who didn't do what the boy did?

Samuel. Phineas and Hophni, the sons of the high priest, Eli.

2. What did the boy do that the men did not? Who helped the boy live this way?

Samuel worshiped the LORD and offered the people's sacrifices the right way. Eli taught Samuel how God wanted him to serve. Samuel listened to God when He spoke and wanted to obey. The Holy Spirit worked in Samuel's heart, helping him obey.

Something For You and Me

Our Bible Truth is:

God's People Grow to Be More Like Jesus

Our Bible Verse is: 2 Corinthians 3:18

"And we all, with unveiled face, beholding the glory of the Lord, are being transformed into the same image from one degree of glory to another. For this comes from the Lord who is the Spirit."

What about you and me? God did great things, even in the heart of a very young boy. Could God have plans to work in our lives, too? Could He grow our love and desire to serve Him? Yes, He could. It is His promise to all who turn away from their sins and trusts in Jesus. Not only will He save them, but He will put His Holy Spirit in their hearts giving them growing love for Him and a desire to serve Him. Then, like Samuel, we can also reflect God's glory as He uses His Spirit to transform them.

Let's praise this God who saves His people and grows their hearts by His Holy Spirit. Let's ask Him to send His Spirit to work in us, even today.

Close in prayer.

Closing ACTS Prayer

A God, we praise You for being the God who speaks Your words to Your people. We praise You for working in Your people that they are able to do what You have planned for them to do.

C God, we confess that we, like Eli's sons, are sinners. We have learned Your good ways yet many times we choose to rebel against them. We need to confess our sins to You and ask Your forgiveness! We need a Savior!

T God, we thank You for speaking to Your people throughout the ages, both long ago through Your prophets, like Samuel, and still today, through Your Word, the Bible.

S God, work in our hearts! Help us to turn away from our sins and trust Jesus as our own Savior. Send Your Holy Spirit to work in our hearts that we might love You and obey You more and more—and even when it might be very difficult, like it would have been for Samuel at times.

Special Words

Prophet: A godly person who God uses to speak and explain His words to others.

Tabernacle: The special meeting tent that the LORD instructed the Israelites to build. It could be taken down and moved with the people of Israel so that the special place of His presence would always be with them. Later it was replaced by the Temple in Jerusalem. It was very holy and could only be entered by the priests if they followed the LORD's careful instructions. It was here that the people brought their worship offerings to the LORD.

ACTS PRAYER ACTIVITY

Use this sheet to write down your ACTS Prayer

Instructions:

Use this sheet to help the children apply the Bible Truth into a prayer. You can use the ACTS provided or even better, have the kids think of their own applications. Also have the children add their personal requests to the prayer, too. Lead the children in the prayer or let them pray sections, with your help. Never force a child to pray! Non-readers can participate by you whispering a section of the prayer into their ear and allowing them to pray it aloud for the group.

ADORATION:

God, we praise You for being the Changer of Your People through Your Holy Spirit.

God, we praise You for being.....

Add your own Adorations:

CONFESSION:

God, we confess that many times we do not live or love like Jesus. We need a Savior!

God, we have sinned against You....

Add your own Confessions:

THANKSGIVING:

Thank You, God for Your promise to change Your people to love and live for You. None who trust in Jesus ever need to feel hopeless about their sins!

God, we thank You for...

Add your own Thanksgivings:

SUPPLICATION:

God, work in our hearts! Send Your Holy Spirit to live inside of us. Help us turn away from our sins and trust in Him as our Savior. Make us more like Jesus in how we live and love.

God, we need Your help...

Add your own Supplication:

SNEAKY SNACK

Can you figure out how this snack ties in with our case?

Snack: Tabernacle Offering

Pretzel stick "altar", placed in a cross-hatch pattern to look like the grate, with yellow cheese slice "fire" placed underneath the altar. On top of the altar, place 3 animal cracker "bulls" (use cheaper version, not Barnum and Bailey animal crackers because they do not look so much like the animals they represent and can pass more easily for bulls). Also, could serve grape juice "wine" to represent the wine offering they also brought with them.

This is only a suggestion. Feel free to modify. Be mindful of allergy issues among your children!

Case Tie-in: Hannah and Elkanah brought a huge worship gift to the LORD to thank Him for giving them Samuel. He had answered their prayers for a son. And, what a son Samuel was to be! He would become the godly prophet that led Israel in following the LORD for many years.

SOUL FOOD

Food for thought during snack time

1. What does the snack have to do with the story?

Choose a few questions from the other activity discussion sheets to talk about during this snack time.

2.

3.

4.

5.

6.

7.

Directions: Read and discuss Bible Truth, using a FEW of the questions. Play game. Feel free to modify the game to fit your children.

God's People Grow to Be More Like Jesus

When someone when turns away from their sins and trusts in Jesus as their Savior, they become one of God's people. Not only does God forgive their sins, but He puts His Holy Spirit in their heart to live.

The Holy Spirit works powerfully inside of God's people. He gives them wisdom and helps them understand God's Word. He helps them want to love and please God. He helps them continue to turn away from their old ways of living. He helps them to grow more like Jesus in how they think, speak and act. He is their Helper, their Comforter, their Guide, who will always be with them, at work on the inside.

None of God's people will ever be perfect here on earth. But God, by the power of His Holy Spirit, is growing them and transforming them, bit by bit, for their good and His glory. This is how God helps them to live for Him on earth and prepares them to live with Him in heaven one day.

Understanding the Bible Truth

1. How does someone become one of God's people? They turn away from their sins (repent) and trust in Jesus as their Savior.
2. What are two things that God does when someone becomes a Christian (one of God's people)? He forgives their sins and He puts His Holy Spirit in their heart to live.
3. Who lives within the hearts of God's people? *The Holy Spirit.*
4. Does the Holy Spirit come to live in our hearts that beat? *No, heart is also another word for our spirit, the part of us that we cannot see but that thinks, feels and can know and love God and others.*
5. What does the Holy Spirit do in the hearts of God's people? *He gives them wisdom and helps them understand God's Word. He helps them want to love and please God. He helps them continue to turn away from their old ways of living. He helps them to grow more like Jesus in how they think, speak and act.*
6. What does it mean to be like Jesus? Do Christians start to look just like Jesus did on the outside? *No. It means that they love God and live lives that please Him, like Jesus did.*
7. What are some things that change as the Holy Spirit works in their hearts? *The way they think, speak and act.*
8. Will God's people be perfect here on earth? *No.*
9. Who works to transform God's people bit by bit? *The Holy Spirit.*
10. Why does the Holy Spirit transform God's people? *For their good and God's glory.*
11. What does the Holy Spirit's work help God's people do? *Helps them to live for God on earth.*
12. Where is the Holy Spirit preparing God's people to live? *In heaven.*

Bible Verse Connection Question

1. What does our Bible Truth have to do with our **Bible Verse: 2 Corinthians 3:18:** "And we all, with unveiled face, beholding the glory of the Lord, are being transformed into the same image from one degree of glory to another. For this comes from the Lord who is the Spirit."?

This verse reminds us that it is the Holy Spirit who works in God's people so that they love God and live to please Him more and more. He is why they are being transformed. It is not just a work of their own.

Bible Truth Story Connection Questions

1. How could others see that the Holy Spirit was working in Samuel's life?
Even as a very young boy, he loved the LORD. When left at the Tabernacle, he did not respond by begging his parents to take him home, but by bowing down and worshiping the LORD. He faithfully served in the Tabernacle by doing everything Eli taught him to do. He always told all of the LORD's words for the people, even when it was very hard.

Life Application Questions

1. How can we have the Holy Spirit work in our lives? *We must turn from our sins and trust in Jesus as our Savior. He will fill us with His Spirit, cleansing our hearts and then working inside to help us to love God and live lives that please Him.*

ACTS Questions

1. What is something we can praise God for because of this Bible Truth?

Praise God for being the Changer of His People through the Holy Spirit.

2. What are sins we can confess to God because of this Bible Truth?

Confess ways that we do not live and love like Jesus.

3. What is something we can thank God for because of this Bible Truth?

Thank God for His promise to change His people to love and live for Him. No one is too bad for God to change.

4. What is something we can ask God for because of this Bible Truth?

Ask God to send the Holy Spirit to work in our hearts. Ask Him to help us turn away from our sins and trust in Him as our Savior. Ask Him to make us more like Jesus in how we live and love.

The Gospel

1. Why do we need the Holy Spirit to change us so that we love God and live for Him more and more? What is the gospel?

God is the good Creator and King of the world. He made people to worship Him and live by His good laws. But we are all sinners who have rebelled against Him. We all deserve death--God's just, eternal punishment for our sins. How terrible! But God has good news for us. In His great mercy, God sent His Son Jesus to earth to save sinners. Yes, Jesus, the perfect Son of God, left His home in heaven and became a man. He lived the perfect life that pleases God. (He's the only one who has ever done that!) He offered it up to God His Father as the perfect sacrifice for sins when He suffered and died on the cross. Then, on the third day, Jesus rose from the dead in victory. He had fully paid for the sins of God's people, so they wouldn't have to! Now all who turn away from their sins and trust in Jesus as their Savior will receive forgiveness of sins and eternal life with God. They will be His very own special people who will know Him and enjoy Him forever. We can be God's people, too, if we turn from our sins and trust in Jesus as our own Savior.

Game: Enemy Invaders

Materials

Index cards of two different colors (or use red and black playing cards, such as hearts and spades)
 Bible Truth Questions
 String or yarn
 Two chairs
 Masking Tape

Preparing the Game

1. Choose 20+ questions for your game from the Bible Truth Discussion Questions, or make up your own.
2. Write the Bible Truth questions on small thin strips of paper (or make a photocopy of the Bible Truth Discussion Questions and simply cut them into strips) and put them in the bag/bowl.
3. Tie an end of the string to each chair and draw the line across the room where the teams will be. Preferably this line will be about 4' above the ground.
4. Tape a line about 6' to 9' from the string on each side.
5. Cut cards in half along the long side, making them about the same size as playing cards.

Playing the Game

Divide the children into two teams and have them stand (or kneel to make it even harder!) on their team's line. Give each child an index card, the same color for the children on one team. At your signal, have them try to toss their cards over the line and into their "enemy's" territory on the other side. Add up how many cards fell on each side. That is how many points they can win by answering a question. Choose a question for each team. If the team gets it wrong, the question goes to the other team for an extra point. Distribute the cards and play again.

Game continues as number of questions, time, and attention span allow.

Non-competitive Option

Set a target number of points for the whole group. Challenge the children to see how many turns it takes score the target number of points. Once the target has been reached, start the game over and see how many turns it takes to reach the target the second time.

Optional TAKING IT TO OTHERS Activity: Quiz Questions

Have the children choose a few of the questions from the game to ask the parents/other children during TAKING IT TO OTHERS time. Help pre-readers by whispering the question in their ear and letting them ask it aloud to the parents/other children. Make sure you read the Bible verse aloud before you ask your questions.

Directions:

1. Write words to song in large print before class.
2. Play the song for the children, helping them follow along on the song sheet.
3. Discuss the song, using a few questions from the discussion sheet. *Don't use them all!*
4. Introduce sign language for key words of your choice from sign language sheet for your song. Use as few or as many as you think the children can learn.
5. Sing and sign the song. Sign language as well as large format lyrics and sheet music are found in the PFI Unit Songbook or online.
6. If desired, play the Song Game.

Optional TAKING IT TO OTHERS Activity: Presenting and Singing the Song

1. Sing and sign the song, encouraging the watching children/parents to join in.
2. Ask the class some of the questions listed below. The Bible Truth Connection Question is particularly good to help them understand how the song ties in with the Bible Truth.

The Church's One Foundation

Verse 1

The Church's one foundation
Is Jesus Christ her Lord;
She is His new creation,
By Spirit and the Word:
From heav'n He came and sought her
To be His holy bride,
With His own blood He bought her,
And for her life He died.

Listen to it on PFI ESV Songs 12, Track 7

Understanding the Song

1. What is the church? Is it a building? *No. A local church is a group of Christians who gather together. The building is a church building. But the church this hymn is talking about is The Church, meaning all Christians in all places and in all times.*
2. What is a "foundation"? *Something that supports everything else. Builders lay a foundation of solid concrete before they build a house so that it won't fall down.*
3. Who is the Church's foundation? Why? *Jesus Christ is the Church's foundation because He is the only one who could save His people. Without Him, no one could ever be forgiven their sins and come to know God.*
4. Who is the "she" talking about? *The Church. In the Bible, God's people are called the Church, the Bride of Christ (a "she" image), the people He loves and cares for forever.*
5. Why is the Church called Jesus' new creation? How does He do that? *Jesus shed His blood on the cross (bought them with His blood) that His people might be saved. When they believe in Him, He sends the Holy Spirit to live in His people. The Holy Spirit comes into their hearts, cleansing them and making them like new—or new creations. But the Holy Spirit keeps working in their hearts, changing them so that they love God and live lives pleasing to Him, more and more.*

Bible Truth Connection Question

1. How does this song relate to our Bible Truth: **The Holy Spirit Helps God's People?**

Christians owe everything to Jesus, their foundation. He is the one who not only bought them with his very own blood on the cross, so they might be saved. But, He is the one who sends the Holy Spirit into their hearts, making them new and working inside them so that Christians love God and live lives pleasing to Him, more and more.

Story Connection Question

1. How does this song relate to the story? *Samuel did not know Jesus, but he like all of God's people who lived before Jesus, looked forward to His day. Watching the sacrifices for sin each day and spending years as prophet to God's sinful people, he knew that only the Lord could save His people from their sins and change them to people who lived lives that pleased Him. He knew, even early in his life, the work of the Holy Spirit in his own heart to help him love God and live a life to please Him more and more.*

Bible Connection Question

1. What does this hymn have to do with our Bible Verse: **2 Corinthians 3:18**: "And we, who with unveiled faces all reflect the Lord's glory, are being transformed into his likeness with ever-increasing glory, which comes from the Lord, who is the Spirit."?

The one foundation of God's people, the Church, is Jesus Christ. He came from heaven to purchase His people with His blood that they might be saved from their sins. By His Spirit, He makes them new creations. He transforms them so that they reflect the Lord's glory more and more, as they love God and live lives that please Him.

Life Application Questions

1. How can God's people be affected by the message of this song?

They can praise Jesus for being the Giver of not just salvation to all who turn and trust in Him, but also the one who sends the Holy Spirit to change their hearts so that they love God more and live for Him.

2. How can we become God's people? *By turning away from our sins and trusting in Jesus as our Savior.*

ACTS Questions

1. What is something we can praise God for from this hymn?

Praise God for being the Purchaser of the Church, His people.

2. What are sins we can confess to God from this hymn?

That many times we do not appreciate God's great love shown to His sinful people by sending Jesus to die and save them with His own blood.

3. What is something we can thank God for from this hymn?

We can thank God for choosing to save His people. They would never have chosen Him on their own. They would have never been saved and made into new creations with Him.

4. What is something we can ask God for from this hymn?

That God would work in our hearts that we confess our sins, might turn from our sins and trust Jesus as our Savior. We can ask Him to make us new creations through His Holy Spirit.

Gospel Question

1. Why do people need to be bought? What have they all done? What is the gospel?

God is the good Creator and King of the world. He made people to worship Him and live by His good laws. But we are all sinners who've rebelled against Him. We all deserve death--God's just, eternal punishment for our sins. How terrible! But God has good news for us. In His great mercy, God sent His Son, Jesus to earth as a man to save sinners. He lived the perfect life that pleases God. (He's the only one who's ever done that!) He offered it up to God His Father as the perfect sacrifice for sins when He suffered and died on the cross. Then, on the third day, Jesus rose from the dead in victory. He had fully paid for the sins of God's people, so they wouldn't have to! Now all who turn away from their sins and trust in Jesus as their Savior will receive forgiveness of sins and eternal life with God. They will be His very own special people who will know Him and enjoy Him forever. We can be God's people, too, if we turn from our sins and trust in Jesus as our own Savior.

Song Game: Pass the Secret Sign

Materials

Sign Language signs used in song, particularly choose words with important meanings you want the children to learn, such as "grace", "redeem", etc.

Bag or bowl

Blindfold

Preparing the Game

1. Cut out signs and put in bowl.

Playing the Game

1. Practice the song and signs until the children know them well.
2. Have all the children stand in a tight circle, except one, "It," who will stand in the middle of the circle, blindfolded.
3. Have the children in the circle to put their hands behind their backs. Choose a sign from the bag and hand to a child in the circle, still keeping hands behind their backs, not looking at the sign.
4. When "It" says "Pass the Secret Sign", the children will begin to pass the sign around behind their backs.
5. When "It" says "Stop the Passing!" the child who has the sign freezes with the sign behind his back.
6. The child with the sign brings it around and looks at it. You can help the child practice the sign.
7. Then take the blindfold off of "It", watch the child with the card do the sign, then have "It" guess the name of the sign. (If desired, "It" can ask another child in the circle for help with their guess.)
8. The holder of the sign then becomes "It." Sing the song with all the signs, then repeat.

choose a FEW questions for discussion, then choose the game and/or music activity

Meditation Version: 2 Corinthians 3:18

“And we all, with unveiled face, beholding the glory of the Lord, are being transformed into the same image from one degree of glory to another. For this comes from the Lord who is the Spirit.”

Understanding the Bible Verse

1. Who is “we” in this verse? *Christians.*
2. How does someone become a Christian? *They turn from their sins and trust in Jesus as their Savior.*
3. What do Christians behold? *The Lord’s glory.*
4. How do Christians behold the Lord’s glory? *The Holy Spirit gives them faith to believe in the Lord and to know His presence in their hearts.*
5. Who beheld the LORD’s glory but wore a veil afterwards in the Old Testament? Why? *Moses did. He would meet with the LORD and the glory of the LORD would linger and shine from his face. He would tell the words of the LORD, with his face still shining. But before long, the glory would fade. It would not last. It was a glory from the outside. Moses put on the veil so the people would not see the glory fade.*
6. How do Christians reflect the Lord’s glory? *By having His Holy Spirit living inside them forever. He is always working inside them and helping them love God and live holy lives, pleasing to Him. When people see the way Christians love and live, and hear them tell about the Lord, they reflect who He is to those around them. They will go on reflecting the glory of the Lord by the Holy Spirit forever.*
7. How is the way they reflect the Lord’s glory with unveiled face? *It means that the Lord’s glory that Christians reflect will never fade. They will always reflect the Lord’s glory because now the Holy Spirit lives inside them forever. They will only grow with ever-increasing glory, as He works in them, more and more.*
8. What does transformed mean? *It means to be changed into something else.*
9. Whose image are Christians being transformed into? *They are being transformed into the Lord’s image.*
10. Does that mean that they will look like Jesus did? *No, it means that their hearts and lives will be changed so that they show more of the same love for God and live lives that please God more—like Jesus.*
11. Does the glory of the Lord that Christians reflect always stay the same? *No, it is ever-increasing glory—they will grow from one degree to another. They will show more and more of His glory as the Holy Spirit works in them and changes them.*
12. Why does the glory keep increasing? *Because the Holy Spirit is at work inside their hearts, making more and more changes in them.*
13. Where does the glory and the transformation come from? *From the Lord—God the Holy Spirit.*

Bible Truth Connection Question

1. What does this verse have to do with the **Bible Truth: The Holy Spirit Helps God’s People?** *This verse reminds us that it is the Holy Spirit who works in God’s people so that they love God and live to please Him more and more. He is why they are being transformed. It is not just a work of their own.*

Story Connection Questions

1. How could others see the Holy Spirit’s transforming work in Samuel’s life? *They saw a very, very young boy respond by worshiping the Lord and trusting Him rather than begging to go home with them when he had to stay at the Tabernacle. They saw him choose to be a good priest rather than do what Eli’s sons did with the offerings. They saw him hear the Lord’s word and always give it to the people the way the Lord intended, even when it was very, very hard.*

Life Application Question

1. How can we have the Spirit’s transforming work in our lives? We can turn from our sins, trust in Jesus as our Savior. He will fill us with His Spirit and begin His wonderful work in our hearts.

ACTS Questions

1. What is something we can praise God for from this Bible Verse? *Praise God for being the Transformer of His People, for their good and His glory.*

2. What are sins we can confess to God from this Bible Verse?

That many times we choose to rebel against His good ways for our own sake. We want to people to think more about us instead of God. We choose to bring glory to our name instead of His. We deserve God's punishment! We need a Savior.

3. What is something we can thank God for from this Bible Verse?

We can thank God giving His people His Holy Spirit to transform them. They could never love God and live for Him more and more on their own.

4. What is something we can ask God for from this Bible Verse?

We can ask God to work in our hearts that we would want to confess our sins, turn away from disobeying Him and trust in this wonderful Jesus as our own Savior. That He would send the Holy Spirit to transform us so that we glorify Him more and more in the way we love Him and live for Him.

The Gospel

1. Why do people need to be transformed? What happened to them? What is the gospel?

God is the good Creator and King of the world. He made people to worship Him and live by His good laws. But we are all sinners who have rebelled against Him. We all deserve death--God's just, eternal punishment for our sins. How terrible! But God has good news for us. In His great mercy, God sent His Son Jesus to earth to save sinners. Yes, Jesus, the perfect Son of God, left His home in heaven and became a man. He lived the perfect life that pleases God. (He's the only one who has ever done that!) He offered it up to God His Father as the perfect sacrifice for sins when He suffered and died on the cross. Then, on the third day, Jesus rose from the dead in victory. He had fully paid for the sins of God's people, so they wouldn't have to! Now all who turn away from their sins and trust in Jesus as their Savior will receive forgiveness of sins and eternal life with God. They will be His very own special people who will know Him and enjoy Him forever. We can be God's people, too, if we turn from our sins and trust in Jesus as our own Savior.

Game: Horse Play Verse Tag

Materials

Bible verse written up in large print so that all can see

Preparing the Game

None.

Learning the Verse

Some or all of your children may be non- or early readers. Teach the verse in sections, having them say it after you. Repeat a few times. Add clapping or other movement as they say it.

Directions

1. If desired, lead the children in a discussion of a **FEW** of the most important questions before beginning game.
2. Explain the game to them as follows:
Have the children spread out around the playing area. Explain to the children that they will say the verse together, then the person who is "It" (start with you) will try to tag another child while walking on all fours like a horse. The tagged child and "It" say the verse together, then the tagged child becomes the new "It." Everyone says the verse together, then the new "It" tries to tag someone else. Other options: do a crab walk (hands and feet, belly-up) or slither like snakes.

Game continues until all children get to be It or as time and attention span allow.

Optional TAKING IT TO OTHERS Activity: Quiz Questions

Have the children choose a few of the questions from the game to ask the parents/other children during TAKING IT TO OTHERS time. Help pre-readers by whispering the question in their ear and letting them ask it aloud to the parents/other children. Make sure you read the Bible verse aloud before you ask your questions.

Directions:

1. Write words to song in large print before class.
2. Play the song for the children, helping them follow along on the song sheet.
3. Discuss the song, using a few questions from the discussion sheet. *Don't use them all!*
4. Introduce sign language for key words of your choice from sign language sheet for your song. Use as few or as many as you think the children can learn.
5. Sing and sign the song. Sign language as well as large format lyrics and sheet music are found in the PFI Unit Songbook or online.
6. If desired, play the Song Game.

Optional TAKING IT TO OTHERS Activity: Presenting and Singing the Song

1. Sing and sign the song, encouraging the watching children/parents to join in.
2. Ask the class some of the questions listed below. The Bible Truth Connection Question is particularly good to help them understand how the song ties in with the Bible Truth.

We All with Unveiled Face

We all with unveiled face,
Beholding the glory of the Lord,
Are being transformed,
Into the same image f
From one degree of glory to another,
For this comes from the Lord,
The Lord, who is the Spirit.
For this comes from the Lord,
The Lord, who is the Spirit.
The Lord, who is the Spirit.
Second Corinthians Three, eighteen.

Listen to it on PFI ESV Songs 12, Track 8

Song Game: Mimic Me!

Materials

Sign Language
Song

Preparing the Game

None.

Playing the Game

1. Practice the song and signs until the children know them well. Choose a person to be the leader and let them decide upon an action for everyone to do as they sing the song, such as jump on one foot, etc.
2. Sing the song while doing the chosen action.
3. Select another child to be the leader.
4. If desired, you can choose a different action for different important words in the song, such as jump on one foot when you sing the word "grace", but clap your hands when you sing the word "Jesus". Ask the children the meaning of each of the words before adding in their action.

Game continues as number of questions, time, and attention span allow.

Directions: Read and discuss Bible Truth, using a FEW of the questions. Play game. Feel free to modify the game to fit your children.

General Story Questions

1. What was Hannah making for Samuel and why? *A little ephod and a little priestly robe for Samuel to wear as he served at the Tabernacle.*
2. Why was Hannah taking Samuel to the Tabernacle? *She had promised the LORD that if He gave her a son she would give the child to serve before the LORD all of his life. She was fulfilling her promise to the LORD by taking Samuel to the Tabernacle.*
3. What was in the courtyard of the Tabernacle? *The altar for sacrifices and the bronze basin for washing.*
4. What was funny about the walls around the Tabernacle's courtyard? *Made of fabric!*
5. What was in the Holy Place of the Tabernacle? *The golden lampstand, the Altar of Incense, and the Table of Shewbread.*
6. What was in the Most Holy Place of the Tabernacle? *The Ark of the Covenant with cherubim leaning over the top and with the 10 Commandments inside.*
7. Who was the only person who could go in the Most Holy Place and when? *Only the high priest on the Day of Atonement when he brought a special offering for the sins of the people.*
8. What was the Tabernacle? *The special meeting place of God with His people during that time.*
9. Why did Samuel not need to be afraid, even though he had to leave his mother and father? *Because the Lord had made this plan for his life and He would take care of him.*
10. What was unusual about Hannah and Elkanah's sacrifice? *It was three times bigger than the biggest sacrifice that people usually brought*
11. Why do you think they made such a big offering? *Thankfulness, Asking the Lord's blessing upon Samuel living at the Tabernacle.*
12. What were Eli's sons like? *They were wicked. They did not treat the sacrifices to the LORD with reverence.*
13. Why didn't Samuel copy Eli's sons? *The LORD was at work in his heart already, to desire to love and serve Him.*
14. Who did Samuel first think was calling him in the night? *Eli*
15. What did Samuel do with the words that the LORD gave him to speak? *Always speak them as He desired.*
16. Why would it have taken the LORD's work in Samuel's heart to always speak the LORD's words? *Because many times they were words of punishment and it would have been easy to not want to say them.*

Bible Truth Connection Questions

1. What does this story have to do with our Bible Truth: **The Holy Spirit Helps God's People**? *Even as a very young boy, he loved the LORD. When left at the Tabernacle, he did not respond by begging his parents to take him home, but by bowing down and worshiping the LORD. He did not want to do the evil things to people's offerings like Eli's sons did. He always told all of the LORD's words for the people, even when it was very hard.*

Bible Verse Connection Question

1. What does the story have to do with our Bible Verse: **2 Corinthians 3:18**: "And we all, with unveiled face, beholding the glory of the Lord, are being transformed into the same image from one degree of glory to another. For this comes from the Lord who is the Spirit."? How could others see the Holy Spirit's transforming work in Samuel's life?

They saw a very, very young boy respond by worshiping the Lord and trusting Him rather than begging to go home with them when he had to stay at the Tabernacle. They saw him choose to be a good priest rather than do what Eli's sons did with the offerings. They saw him hear the Lord's word and always give it to the people the way the Lord intended, even when it was very, very hard.

Life Application Questions

1. What is something about Samuel's heart that we could ask God to do in our hearts? *That He would give us hearts that desire to love God and obey Him, even when it is very hard. That our hearts would not be tempted to sin when we see others sinning, just like Samuel chose not to sin like Eli's sons. That He would give us courage to speak His words to others, no matter what.*
2. How can we become one of God's people? *By turning away from our sins and trust in Jesus as our Savior*

ACTS Questions

1. What is something we can praise God for being that we learned in our story? *Praise God for being the God who speaks His words to His people and who works in His people that they are able to do what He has planned for them to do.*
2. What is something we can confess as sin that we learned in our story? *Confess that we, like Eli's sons, are sinners. We have learned God's good ways yet many times we choose to rebel against them. We need to confess our sins to Him and ask His forgiveness! We need a Savior!*
3. What is something we can thank God for that we learned in our story? *We can thank God for speaking to His people throughout the ages, both long ago through His prophets, like Samuel, and still today, through His Word, the Bible.*
4. What is something we can ask God for that we learned in our story? *We can ask God to work in our hearts, helping us to turn away from them and trust Jesus as our own Savior. We can ask God to send His Holy Spirit to work in our hearts that we might love Him and obey Him more and more—and even when it might be very difficult, like it would have been for Samuel at times.*

The Gospel

1. Samuel lived before Jesus' day, but he looked forward to the day when the promised Messiah would come and save God's people. What is that good news of salvation through Jesus? What is the gospel? *God is the good Creator and King of the world. He made people to worship Him and live by His good laws. But we are all sinners who have rebelled against Him. We all deserve death--God's just, eternal punishment for our sins. How terrible! But God has good news for us. In His great mercy, God sent His Son Jesus to earth to save sinners. Yes, Jesus, the perfect Son of God, left His home in heaven and became a man. He lived the perfect life that pleases God. (He's the only one who has ever done that!) He offered it up to God His Father as the perfect sacrifice for sins when He suffered and died on the cross. Then, on the third day, Jesus rose from the dead in victory. He had fully paid for the sins of God's people, so they wouldn't have to! Now all who turn away from their sins and trust in Jesus as their Savior will receive forgiveness of sins and eternal life with God. They will be His very own special people who will know Him and enjoy Him forever. We can be God's people, too, if we turn from our sins and trust in Jesus as our own Savior.*

Game: Chair Pile-Up

Materials

A Chair for every two players

Index Cards

Paper and Marker

Tape

Story Review Questions

Optional: Game "Pennies" for easy recognition for members of each team

Preparing the Game

1. Choose 20+ questions for your game from the Story Review Discussion Questions, or make up your own.
2. Form a circle with the chairs. On the index cards, make identical two sets of numbers corresponding to the number of chairs. Use one set to tape a number onto the back of each chair.

Playing the Game

Divide the children into teams. Have all players select a seat and share it with one other person. (No special ordering of players needed.) The players from both team will move from chair to chair according to the directions you give. ("If you have shoes that have Velcro, move 1 chair to your left," "If you came to church in a mini van, move four chairs to your right," "If you have a sister, stay where you are, but everyone else move 1 chair to the left", etc.) If there are too many students to sit on one chair, have them at least put their hands on the chair. After giving several direction, choose a number from the 2nd set of index cards. All the children at that particular numbered chair will answer a Story Review question. If they answer it correctly, they earn as many point for their team as team members at that particular chair, (i.e., if 2 people from Team A and 1 people from Team B are on the same chair, then Team A gets 2 points and Team B gets 1) If they do NOT answer it correctly, then their teams are DOCKED the same number points as team members at that chair. The team with the most points at the end of play, wins.

Game continues as number of questions, time, and attention span allow.

Non-competitive Option

Don't split into teams. Simply play the game and have the children at whatever numbered chair is chosen answer the question.

Optional TAKING IT TO OTHERS Activity: Quiz Questions

Have the children choose a few of the questions from the game to ask the parents/other children during TAKING IT TO OTHERS time. Help pre-readers by whispering the question in their ear and letting them ask it aloud to the parents/other children.

CASE REPLAY ACTIVITIES**P.1**

Use this guide to review the Case Story and act it out for others to enjoy!

CASE REPLAY, JR: YOUNGEST CHILDREN

Description: The children will act out the story together, everyone doing the same action/sound effect at the same time. This activity is most suitable for kindergarteners.

Materials

The Case RePlay, Jr. script for younger children

Preparation

1. Read through the script and write in the blanks along the side possible actions/sound effects the children could do to act it out.

Instructions

1. Tell the children that they will be re-enacting the story together as you tell it.
2. As you read the script, lead the children in actions/sound effects to do with you.
3. If desired, you can read the script and stop at certain sentences and ask them what a good action/sound effect would be to act out what you just read.
4. Repeat the re-enactment one or two times more.

CASE REPLAY, SR: OLDER CHILDREN

Description: The children act out the story as a three-scene play. You will narrate it using the Case RePlay, Sr. script and they will act it out (no spoken words, for the most part), with each child assuming a different character's role. This activity is most suitable for first grade and up. You will review the story, then practice it a few times before performing it for others.

Materials

The Case RePlay, Sr. script
White board or other large format paper
Costumes and props

Preparation

1. Prepare for the play by choosing costumes and props for each character in the story. Decorate the area with any scenery props.
2. Write the words "Beginning," "Middle," "End" on a large piece of paper/whiteboard with plenty of space under each heading. You will use this paper to help the children think about the story as a three-scene play, as it is presented in the script.

Instructions

1. Tell the children that they will get to act out the story as a three-scene play, with a beginning, middle and end section. Tell them that before they can act it out, they need to think it out. as you narrate it with your script.
2. Take the children's answers as they recount the story, helping them put key incidents in the right order.
3. If desired, when they have filled in their Beginning, Middle, End, read through your whole (real) script, so they hear exactly what you will have them act out.
4. Then tell the children that it's time to practice acting out the story.
5. Assign parts to each child. If you are using costumes, do NOT give them out at this point. They will be a distraction.
6. Have all the children sit on the floor or in chairs on one side of the "stage," then call the characters up in place as their part in the story comes.
7. As you read the script, guide the children in where you want them to move or do to act it out.
8. After going through the whole script once, give out any costumes and props and act out the script once or twice more.

Optional TAKING IT TO OTHERS Activity: Re-enacting the Story

Read the script as the children act out together (younger) or assuming different roles (older) as the other children or the parents watch.

CASE REPLAY, JR--YOUNGER KIDS (KINDERGARTEN) P.2

Welcome to our play! The name of our story is: The Case of the Boy Who Did What Men Did Not.

Our story takes place in Old Testament times, about 1100 years before Jesus lived on earth.

And now we present: "The Case of the Boy Who Did What Men Did Not."

Scene 1:

Samuel's mother, Hannah, sat making a little ephod and robe for her three-year-old son, Samuel to serve in the Tabernacle, the special Meeting Tent of the LORD. This was very unusual to have so young a boy serve in the Tabernacle, but Hannah had promised to give Samuel is to serve the LORD all his days, in answer to her prayer for a son. Hannah would have probably explained to Samuel what the Tabernacle was like.

Actions:

Scene 2:

Hannah, Elkanah and Samuel travel two days to Shiloh where the Tabernacle is. First they make their huge sacrifice of bulls, wine and flour offerings in worship of the LORD. They take Samuel to Eli and Hannah explains who she is and why she is leaving her son with Eli. Instead of crying, Samuel responds by worshiping the LORD as they give him to Eli. Samuel learns from Eli along with his sons, Hophni and Phinehas, how to be a priest. Phinehas and Hophni are wicked, greedy men who take from the people's sacrifices when they should not. Samuel sees what they do, but chooses not to do those things because the LORD is at work in his heart.

Scene 3:

One night the LORD calls Samuel, as he lay sleeping under the lampstand in the Holy Place. Eli tells Samuel it is not him, but the LORD calling him. This is the first of eighty years of messages the LORD gives the people of Israel through Samuel. No matter what the message, Samuel always gave the LORD's message as He wanted him to. All the years of his life, the LORD worked in Samuel's heart by His Holy Spirit, so that he would love and serve Him.

Bible Truth Tie-In: The Bible Truth we are learning is: **God's People Grow to Be More Like Jesus.** Even when Samuel was just a very small boy, the LORD was already at work in his heart, helping him want to love and serve Him.

CASE REPLAY, SR--OLDER KIDS (1ST GRADE AND UP) P.3

Welcome to our play! The name of our story is: The Case of the Boy Who Did What Men Did Not.

Our story takes place in Old Testament times, about 1100 years before Jesus lived on earth.

The characters in our story are: Hannah; Elkanah Samuel; Eli, Hophni, and Phinehas; Worshipers at the Tabernacle; and, the Israelites.

And now we present: "The Case of the Boy Who Did What Men Did Not."

Scene 1: (Beginning)

Samuel's mother, Hannah, sat making a little ephod and robe for her three-year-old son, Samuel to serve in the Tabernacle, the special Meeting Tent of the LORD. This was very unusual to have so young a boy serve in the Tabernacle, but Hannah had promised to give Samuel is to serve the LORD all his days, in answer to her prayer for a son. Hannah would have probably explained to Samuel what the Tabernacle was like.

Scene 2: (Middle)

Hannah, Elkanah and Samuel travel two days to Shiloh where the Tabernacle is. First they make their huge sacrifice of bulls, wine and flour offerings in worship of the LORD. They take Samuel to Eli and Hannah explains who she is and why she is leaving her son with Eli. Instead of crying, Samuel responds by worshiping the LORD as they give him to Eli. Samuel learns from Eli along with his sons, Hophni and Phinehas, how to be a priest. Phinehas and Hophni are wicked, greedy men who take from the people's sacrifices when they should not. Samuel sees what they do, but chooses not to do those things because the LORD is at work in his heart.

Scene 3: (End)

One night the LORD calls Samuel, as he lay sleeping under the lampstand in the Holy Place. Eli tells Samuel it is not him, but the LORD calling him. This is the first of eighty years of messages the LORD gives the people of Israel through Samuel. No matter what the message, Samuel always gave the LORD's message as He wanted him to. All the years of his life, the LORD worked in Samuel's heart by His Holy Spirit, so that he would love and serve Him.

Bible Truth Tie-In: The Bible Truth we are learning is: **God's People Grow to Be More Like Jesus.** Even when Samuel was just a very small boy, the LORD was already at work in his heart, helping him want to love and serve Him.

Little Samuel

Description

The children will make a Samuel puppet with a blue priest's robe with scarlet and purple fringe and bells attached at the bottom.

Materials

Patterns for face and for robe

1 lunch bag per child

Cardstock

Black, scarlet (red) and purple yarn, about 2 yards of each per child

2-4 jingle bells per child

Markers or colored pencils, especially blue!!!!

Jiggly eyes

Glue sticks

Hole punches

Scissors

Preparing the Craft

1. Print out 1 copy of the face and 2 copies of the robe per child in cardstock. Cut out shapes (especially for the younger children. Older children can do this themselves)
2. Cut black yarn into 2" lengths. This will be Samuel's hair.
3. Cut the scarlet and purple yarn into 6" lengths. This will be used for the tassels along the bottom of the robe.
4. Set out hole punches. For younger children, you will probably want to punch out the holes along the bottom of the robes for them ahead of time. Older children can do this, themselves.
5. Set out other supplies.

Making the Craft

1. Show children your sample.
2. Have the children color the robe pieces blue.
3. Decorate Samuel's face adding hair and facial features. Use yarn and jiggly eyes.
4. If not done previously, have the children punch holes along the bottom of the robe pieces as indicated by the circles.
5. Take a strand and double it over in half. Poke the loop (the very middle of the strand) through a hole along the bottom of the robe piece. Take the ends of the strand and poke it through the loop and gently pull down, making a slip knot tassel. Continue until all the holes have been filled with fringe.
6. Thread a piece of the fringe through the loop in a jingle bell. Tie a knot to secure in place. Repeat for as many bells as each child has. Put a couple in the back and a couple in the front piece of the robe.
7. Give out a lunch bag to each child. Have them set the bag in front of them, turned upside down and with flap facing up. Glue the face to the flap section, then glue the robe pieces to the front and back of the bottom section of the bag.
8. The children can put their hand in their Samuel puppet and play with him.

Optional **TAKING IT TO OTHERS** Activity: Craft Presentation

If you are presenting the craft to other children or parents the children can hold up their crafts (or your model craft) and read their Bible Truth Connection answers to explain the importance of the craft.

CASE CRAFT**Discussion Guide****Instructions:**

As the children are settled into making their craft, ask them these questions to help them understand the craft's significance. Use the answers provided to guide the children's answers.

Discussion Questions

1. Where did Hannah take her little son, Samuel, to live? *At the Tabernacle at Shiloh.*
2. Who did Samuel think was calling to him that one night as he lay under the lampstand? *Eli the priest.*
3. Who did Eli tell Samuel was really calling him? What did Eli know the LORD was calling Samuel to do? Why Samuel and not his own sons? *Eli knew it was the LORD calling Samuel to be His faithful prophet. He could see that the LORD was already at work in Samuel's heart, helping him to love God and want to serve Him. His sons were wicked.*
4. What is Bible Truth that we are learning? *God's People Grow to Be More Like Jesus.*
5. What does our craft have to do with our Bible Truth: God's People Grow to Be More Like Jesus. *For over 80 years, the LORD helped Samuel love Him and to faithfully tell God's people His words. It was the Holy Spirit working inside him who helped him do everything the LORD wanted him to do.*
6. What can our craft help us remember? *If we are God's people, God will also send His Holy Spirit to work in our hearts, helping us to love Him and serve Him.*

TAKING IT TO OTHERS**Craft Presentation****Instructions:**

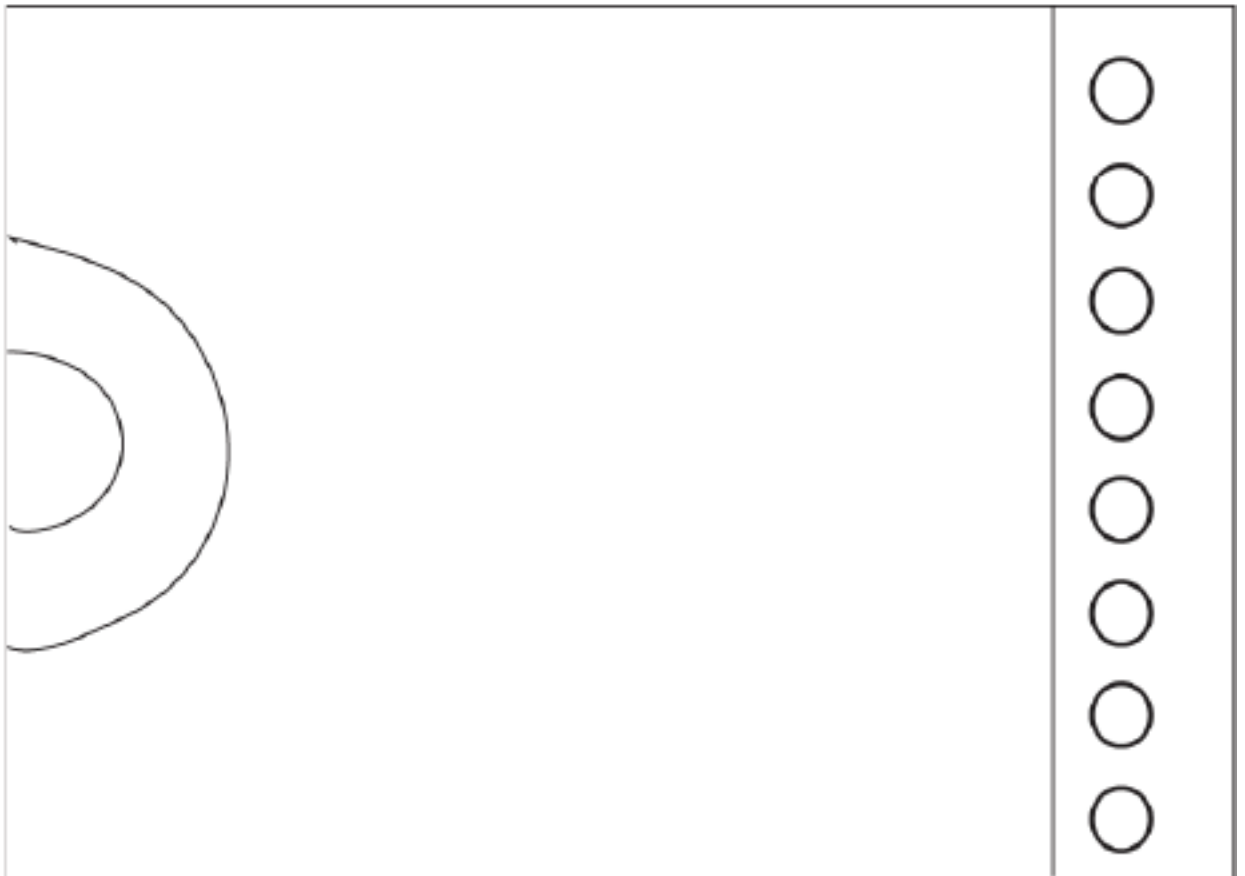

Have children hold up your model craft/their crafts. Choose five children (or you say) the five sections below to explain the craft's importance.

Presentation:



1. Our craft is: Little Samuel.
2. At the Tabernacle in Shiloh, Eli the priest knew the LORD was calling little Samuel to be His faithful prophet because the LORD was already at work in Samuel's heart, helping him to love God and want to serve Him.
3. Our Bible Truth is: God's People Grow to Be More Like Jesus.
4. For over 80 years, the LORD helped Samuel love Him and to faithfully tell God's people His words. It was the Holy Spirit working inside him who helped him do everything the LORD wanted him to do.
5. Our craft can help us remember that if we are God's people, God will also send His Holy Spirit to work in our hearts, helping us to love Him and serve Him.

Note: Even non-readers can participate in presenting the craft, if you will whisper what they are to say in their ear and let them say it aloud for the others to hear.

Craft Pattern # 1 Samuel's Robe



Craft Pattern #2 Samuel's Head



BEFORE CLASS:**1. PICK YOUR PERSON**

VIPPs can be anyone in your church! Typically, they fall into 6 categories: Church staff, Elders, Deacons/deaconesses, Special Volunteers (people who aren't paid, but spend a lot of time helping out in particular ways), Supported Workers (aka missionaries), and Church Members.

2. GATHER YOUR FACTS

Use the VIPP Information Sheet to write down the facts about your VIPP. The information on this worksheet is used in the VIPP activities, listed in the "Choose an Activity" section below.

DURING THE ACTIVITY:**1. INTRODUCE YOUR VIPP**

Introduce your VIPP to the children, using the VIPP Information Sheet. Fill in a set of VIPP Clue Cards with the information for your VIPP. If desired, you can even have the actual person come into class for the children to meet.

Need help describing what someone does for the church in a kid-friendly way? Check out the list of common VIPPs on the Praise Factory website in the PFI resources. There are lots of kid-friendly descriptions for common VIPP's, such as pastors, elders, deacons and a lot more.

2. PRAY!

Lead the children in praying for the VIPP. Ask the children if they would like to pray for one of the VIPPs prayer requests. Even non-readers can pray for the VIPP if you whisper the prayer request in their ear, then let them say it aloud. Never force a child to pray!

3. CHOOSE AN ACTIVITY

There are two activities you can use to help the children learn about the VIPP:

VIPP Clue Cards: These are nine coloring sheets in which children fill in the nine things they learn about the VIPP from the VIPP Information Sheet. Photocopy a set of each child. Use as few or as many of these Clue Cards as you desire. They are found in the back of this book.

VIPP Game: This is a game that uses a set of Clue Cards for one or two VIPPs.

Choose a VIPP and fill in his/her information on the VIPP Information Sheet. Fill in a set of VIPP Clue Cards with the information for your VIPP. Tell the children about the VIPP, having them fill in the VIPP Clue Cards with the key facts as they learn them. Write any words the children need to write on a white-board or other piece of paper so they can see how to spell them. Help younger children write these words on their clue cards. Ideas for how to tell the children about many common VIPPs are listed at praisefactory.org with the resources for this Bible Truth.

Optional TAKING IT TO OTHERS Activity: Introduce and Pray for the VIPP

If you are presenting the VIPP to other children or parents you can assign children to hold up the 10 clue cards and say what each card tells about the VIPP. (Or, you can have the children hold them up as you tell what each one means.) Then lead the children in praying for the VIPP.

Game: Crabbin' Around

Materials

Information Sheet for two VIPPs

2 Sets of Clue Cards

Tape

A Bag

Preparing the Game

1. Fill in one set of clue sheets for the VIPP you are using.
2. Put all the Clue Cards in a bag, except for the ones with the names and pictures of the VIPPs.
3. Tape the picture and name of each VIPP to the wall, about 3 feet from the ground.

Playing the Game

Reveal: Tell the children about the VIPPs, showing them your filled-in clue cards as you tell about them.

Review: Put the Clue Cards for both VIPPS put in one bag. Mix up. Have children sit down, with their legs in front of them and their hands propped behind them. Show them how to get in crab position and try moving around. (Moving on hands and feet, with front side facing up). Tell them that you will pull out a clue, tell them what it is and they are to crab-crawl their way to the picture of the person who it belongs to. Give them the answer after everyone has run to their guessed person. Continue until all clues have been used up.

VIPP INFORMATION SHEET

VIPP NAME:

WHAT VIPP LOOKS LIKE

Man or Woman? _____

Hair color? _____

Eye color? _____

FAVORITE ANIMAL

FAVORITE FOOD

FAVORITE FREE TIME ACTIVITY

WHAT VIPP DOES DURING WEEK

VIPP GROUP OF SERVICE:

Church Member

Deacon

Elder

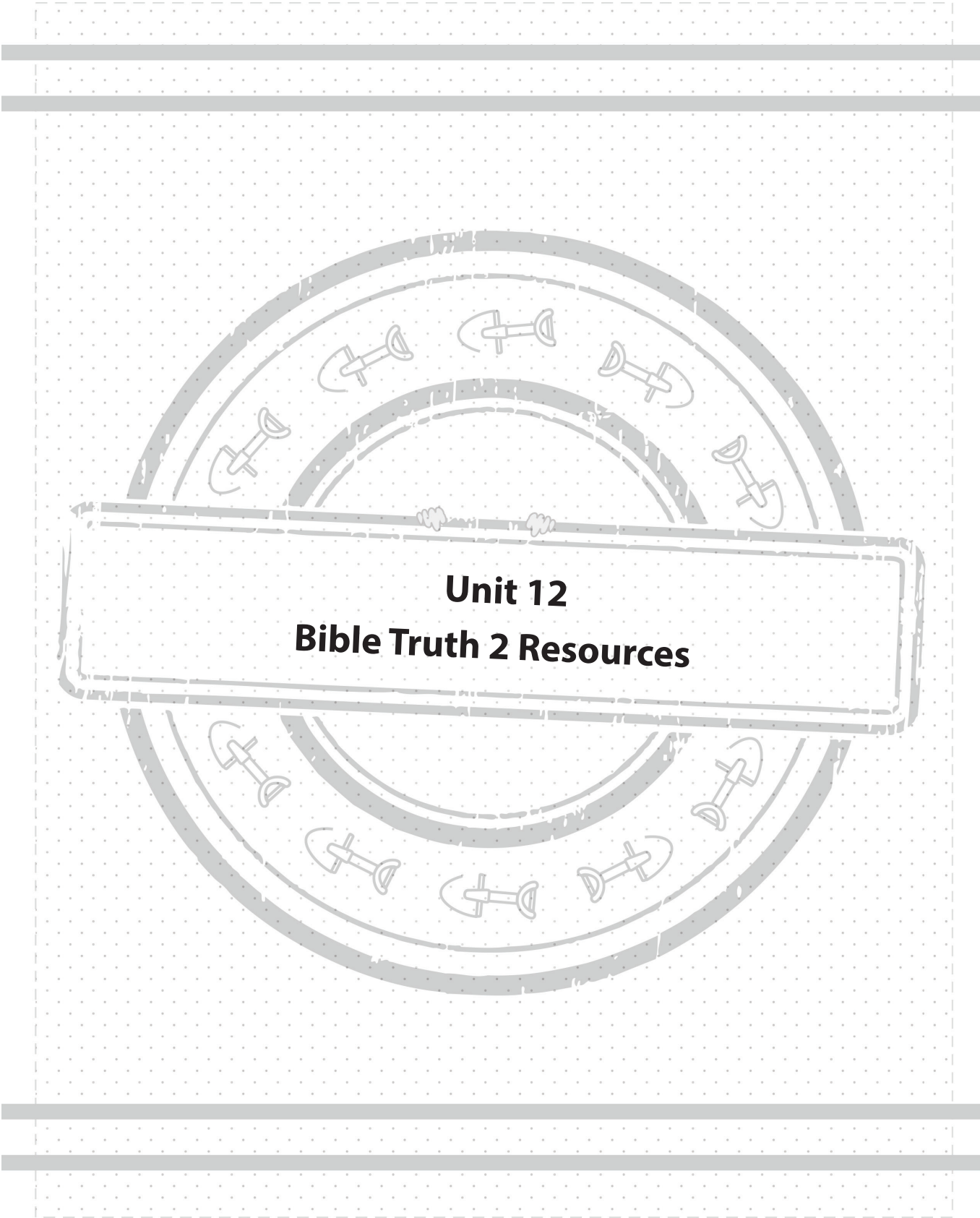
Church Staff

Special Volunteer

Supported Worker
(Missionary)

3 WAYS VIPP SERVES CHURCH

**3 WAYS TO PRAY FOR
THE VIPP**



Unit 12
Bible Truth 2 Resources

BIBLE TRUTH 2 OVERVIEW

Unit 12: God's People Live for Him

Big Question and Answer: "How Should God's People Live Each Day? They Should Live Like Jesus!"

Bible Verse: "Therefore be imitators of God, as beloved children. And walk in love, as Christ loved us and gave himself up for us, a fragrant offering and sacrifice to God." Ephesians 5:1-2

Bible Truth 2 Concept: God's People Love Him with All of Themselves

God calls His people to love Him with all their heart, mind, soul and strength-- and, oh, they want to do this! Why wouldn't they? Didn't God love them before they loved Him? Didn't He freely give His own Son as the sacrifice for their sins? And doesn't He promise to always love them and do what is best for them? Why wouldn't they want to love God most of all, in everything they do?

But loving God and living for Him is not something God's people will ever do perfectly here on earth. Yes, their sins have all been forgiven by God and they will be God's people forever, but they still struggle with sin. Their hearts are still tempted to love other things. Their lives show that they still want to live for themselves. It will be this way until they go to live with God in heaven. There, God will make them perfect; and at last, they will live and love perfectly.

Until then, God's Holy Spirit lives in their hearts and helps them love God more and more. He grows love in their hearts for God and His good ways. He works in their minds to understand God better and to delight in His ways. He gives them strength to act out their love for God and fulfill His good plans in all that they do.

God's people are grateful to God for helping them live for Him now, but they look forward to the day when they go to heaven and will truly love Him with all of themselves.

Bible Truth 2 Bible Verse

Meditation Version: Deuteronomy 6:4-5

"Hear, O Israel: The Lord our God, the Lord is one. You shall love the Lord your God with all your heart and with all your soul and with all your might.

Alternate Memory/Games Version: Deuteronomy 6:5

"You shall love the LORD your God with all your heart and with all your soul and with all your might."

Bible Truth 2 ACTS Prayer

A God, we praise You for being completely worthy of all our love.

C God, we confess that many times we do not love You as You deserve. Too many times, we love other things more than You, even though You deserve all of our love. We need a Savior to save us from our sins! We need Your Spirit to work in our hearts!

T Thank You, God for all showing how great Your love for sinful people by sending Jesus to be the Savior of all those who would ever turn from their sins and trust in Him as their own Savior. Thank You for sending Your Holy Spirit to help us to love You most of all.

S God, work in our hearts! Send Your Holy Spirit to live inside of us. Help us turn away from our sins and trust in Him as our Savior. Help us to love You most of all, in our hearts and in our lives.

Bible Truth 2 Stories

Lesson 1: The Case of the Three Questions (New Testament)

Mark 16; Luke 5,9,18,22; John 21

Lesson 2: The Case of the Lively-Learning Lad (Story of the Saints)

Lesson 3: The Case of the Man Who Lived "No" (Old Testament)

Jeremiah 17:7; 29:7; Daniel 1,6

1. GETTING STARTED: Welcome and Opening Songs (*introduce unit and get kids moving with these songs*)

Welcome	<p>“Welcome to Praise Factory. We’re so glad you’ve joined us! Here at the PFI we are investigators. (That’s what the “I” stands for!) Investigators look for answers to questions. In PFI, we look for answers to big questions about God. We dig deep down in the truths of God’s Word to find them.”</p>
Praise Factory Theme Song	<p>“Let’s sing our Praise Factory Investigator’s theme song.”</p> <p>PFI: Praise Factory Investigators <i>PFI ESV Songs 12, Track 1</i></p> <p>We’re PFI: Praise Factory Investigators, Diggin’ deep down for truths in God’s Word, That’s PFI: Praise Factory Investigators, Diggin’ deep down for truths in God’s Word, We’re looking for answers to very big questions, Big questions about God, If you’re looking for answers to very big questions ‘bout God, come along, Join PFI: Praise Factory Investigators, Diggin’ deep down for truths in God’s Word, That’s PFI: Praise Factory Investigators, Diggin’ deep down for truths in God’s Word. Deep down, diggin’ down, Let’s go diggin’ down, Deep down, diggin’ down, ‘Til answers to all our Big Questions we’ve found. We’re PFI: Praise Factory Investigators, Diggin’ deep down for truths in God’s Word, That’s PFI: Praise Factory Investigators, Diggin’ deep down for truths in God’s Word.</p>
Classroom Rules Song	<p>An important part of Praise Factory is helping us worship God and love one another. Our WoGoLOA song reminds us how we should act. Let’s sing it.”</p> <p>WoGoLOA Rules Song <i>PFI ESV Songs 12, Track 2</i></p> <p>Refrain: WoGoLOA means “Worship God and love one another,” WoGoLOA means “Worship God and love one another.”</p> <p>WoGo means “Worship God.” Sound off, 1,2,3, Joyfully take part, Listen to others, Obey your teachers. (<i>Refrain</i>)</p> <p>LOA means “Love One Another.” Sound off, 1,2,3, Be kind, Be encouraging, Help others, help others. (<i>Refrain twice</i>)</p>

1. GETTING STARTED, continued

<p>Opening Prayer</p>	<p>"Let's ask God to help us obey these rules, and to help us worship Him and love one another as we learn more about Him today. Let's pray." <i>Pray.</i></p>
<p>Big Question Under Investigation:</p> <p>Big Question 12 and Songs</p>	<p>"Now it's time to turn today's Big Question Under Investigation.</p> <p>It's: How Should God's People Live?</p> <p>We become God's people when we turn away from our sins and trust in Jesus as our Savior. That is the end of the punishment for our sins that we deserved from God, but it's the beginning of a whole new way to live. God's people want to honor God with their whole lives like Jesus did. They seek to love God most of all and love all people, too.</p> <p>So the answer to our Big Question, 'How Should God's People Live? is: They Should Live Like Jesus!</p> <p>"Let's sing our Big Question Song(s): <i>choose one or both</i></p> <p>Big Q & A 12 Song <i>PFI ESV Songs 12, Track 3</i> <i>(adapted version of "Twinkle, Twinkle, Little Star")</i> How should God's people live each day? They should live like Jesus! How should God's people live each day? How should God's people live each day? How should God's people live each day? They should live like Jesus!</p> <p>How Should God's People Live? <i>PFI ESV Songs 12, Track 4</i></p> <p><i>Refrain:</i> How should God's people live? How should God's people live? How should God's people live? They should live like Jesus!</p> <p><i>Verse 1:</i> Jesus loved God most of all, He loved all people, too, In all that He did and said and thought, He loved them thru and thru. <i>(Refrain)</i></p> <p><i>Verse 2:</i> God's people should love God most of all, They should love others, too, And God the Holy Spirit, Will help them in all they do. <i>(Refrain)</i></p>

1. GETTING STARTED, continued**Unit 12
Bible Verse**

"How do I know this is true? The Bible tells me so!

Ephesians 5:1-2 tells us: "Therefore be imitators of God, as beloved children. And walk in love, as Christ loved us and gave himself up for us, a fragrant offering and sacrifice to God."

**Big Question 12 Bible Verse Song
Walk in Love: Ephesians 5:1-2**

PFI ESV Songs 12, Track 5

*You might also enjoy
listening to:
Let Everyone Who
Names the Name
2 Timothy 2:19,22, ESV
PFI ESV Songs 12, Track 6*

Therefore be imitators of God, as beloved children,
And walk in love, as Christ love us,
Therefore be imitators of God, as beloved children,
And walk in love, as Christ love us,
Walk, walk, walk in love, walk in love as Christ loved us,
Walk, walk, walk in love, walk in love as Christ loved us.
Ephesians Five, one and two.

God's people have been loved by God through Jesus Christ in the deepest way imaginable. What more could He have done than to offer up His life as the full payment for their sins so they could be God's people. The Bible tells us that He did this even while we were still His enemies. He loved us before we loved Him! But Jesus did this not just because of His love for God's people, but even more so, for His love for God, His Father. He always delighted to do whatever His Father wanted Him to do. God calls His people to live like Jesus, loving others and loving Him, in everything they do. God promises to help them to live this way.

2. DIGGING DEEP DOWN: Key Concept and Story (introduce the Bible Truth and tell the related story)**Bible Truth 2**

"It's time for us to dig down deeper for answers to our Big Question. We're learning **FOURTEEN** Bible Truths that all tell us something about how God's people live. We have learned one already. Can you remember what it is? (God's People Grow to Be More Like Jesus.)

The Bible Truth we are going to be thinking about today is:
God's People Love Him with All of Themselves.

God calls His people to love Him with all their heart, mind, soul and strength-- and, oh, they want to do this! Why wouldn't they? Didn't God love them before they loved Him? Didn't He freely give His own Son as the sacrifice for their sins? And doesn't He promise to always love them and do what is best for them? Why wouldn't they want to love God most of all, in everything they do?

But loving God and living for Him is not something God's people will ever do perfectly here on earth. Yes, their sins have all been forgiven by God and they will be God's people forever, but they still struggle with sin. Their hearts are still tempted to love other things. Their lives show that they still want to live for themselves. It will be this way until they go to live with God in heaven. There, God will make them perfect; and at last, they will live and love perfectly.

Until then, God's Holy Spirit lives in their hearts and helps them love God more and more. He grows love in their hearts for God and His good ways. He works in their minds to understand God better and to delight in His ways. He gives them strength to act out their love for God and fulfill His good plans in all that they do.

God's people are grateful to God for helping them live for Him now, but they look forward to the day when they go to heaven and will truly love Him with all of themselves.

2. DIGGING DEEP DOWN, continued**Bible Truth 2
Hymn**

"Long ago, a man named Samuel J. Stone was thinking about this Bible truth, too. He wrote the words to a hymn called "When I Survey the Wondrous Cross" We're going to learn a verse from it.

When I Survey the Wondrous Cross*PFI ESV Songs 12, Track 9***Verse 4**

Were the whole realm of nature mine,
That were a present far too small;
Love so amazing, so divine,
Demands my soul, my life, my all.

God's people want to love God most of all. They want everything that they are and they have to be a gift of love back to Him. Even if the whole realm of nature--that is, the whole world--was theirs to have and to give, it would be too small a gift of love to give back to Him for all He has done for them. He loved them while they were still sinners. He loved them enough to send His own dear Son to suffer and die for their sins. Nothing less than their soul, their life, their all, is a big enough present to offer back to Him in thanks!

**Bible Truth 2
Bible Verse
and Song**

"The Bible verse we are going to be digging down into for this Bible Truth is:

Deuteronomy 6:4-5

"Hear, O Israel: The LORD our God, the LORD is one. You shall love the LORD your God with all your heart and with all your soul and with all your might."

These verses tell us that the LORD is one--He's the one, true God. Moses first spoke these words to the people of Israel, but they are true for all who want to be God's people. He wants His people to love Him with their heart, soul and strength--that means all of themselves.

We've said our Bible verse, now let's sing it!

Hear, O Hear*PFI ESV Songs 12, Track 10*

Hear, O hear, O Israel,
Hear, O hear, O Israel,
The LORD your God, the LORD is one.
You shall love the LORD your God with all your heart,
You shall love the LORD your God with all your soul,
You shall love the LORD your God with all your might.
Deuteronomy Six, four through five.

2. DIGGING DEEP DOWN, continued**LESSON 1 STORY****New Testament
Story:****The Case of the
Three Questions***Mark 16; Luke
5,9,18,22; John 21*

"Now it's time for today's story called: **The Case of the Three Questions.**

As you listen to the story, see if you can figure out:

1. What were the Three Questions? Who asked them?

2. Who answered the questions? How did he show his answer with his life?

(If desired, write these questions on a sheet of paper to refer to when the story is finished.)

Read story.

After reading story, ask for the children's answers to the questions.

1. What were the Three Questions? Who asked them? Jesus asked Peter if he loved Him three times.

2. Who answered the questions? How did he show his answer with his life? Peter told Jesus he loved Him, even though he had denied he knew Him before He was crucified. Peter showed that he really did love Jesus by boldly telling others about Him and dying for the sake of His name.

Close in prayer. (prayer suggestions included at end of story)

LESSON 2 STORY**Story of the Saints:****The Case of the
Lively-Learning
Lad**

"Now it's time for today's story called: **The Case of the Lively-Learning Lad.**

As you listen to the story, see if you can figure out:

1. Who was the Lively-Learning Lad? How was he lively in his learning?

2. Who did he use his learning for later? What did he want to use it to do?

(If desired, write these questions on a sheet of paper to refer to when the story is finished.)

Read story.

After reading story, ask for the children's answers to the questions.

1. Who was the Lively-Learning Lad? How was he lively in his learning?

William Carey. He was a very quick learner. He loved to learn about everything, especially animals and languages.

2. Who did he use his learning for later? What did he want to use it to do? William later used his gifts as a quick learner for the Lord's work. He wanted to love the Lord with everything he did. He learned the Bible, languages and many other things. He went to India and used all his gifts to love God. He told the people about Jesus. He wrote down the Bible in their language. He helped do good things for the people that would make their lives better and give them more chances to turn to Jesus to be saved.

Close in prayer. (prayer suggestions included at end of story)

2. DIGGING DEEP DOWN, continued**LESSON 3****Old Testament Story:****The Case of the Man Who Lived "No"**

Jeremiah 17:7; 29:7;
Daniel 1,6

"Now it's time for today's story called: **The Case of the Man Who Lived "No"**.

As you listen to the story, see if you can figure out:

- 1. Who was the man? What did he say "no" to?**
- 2. Why did he say "no"? Who did he love?**

(If desired, write these questions on a sheet of paper to refer to when the story is finished.)

Read story.

After reading story, ask for the children's answers to the questions.

- 1. Who was the man? What did he say "no" to?**

Daniel. He said no to do anything that would be worshiping anyone but the LORD.

- 2. Why did he say "no"? Who did he love?**

He knew the LORD was the one, true God. He loved the LORD. He wanted everything he did to show the love he had for Him. He would rather die than stop worshiping and loving the LORD.

Close in prayer. (prayer suggestions included at end of story)

3. TAKING ACTION: Response Activities *(choose from among these activities)***Response Activities**

- **ACTS Prayer Activity:** Add your own prayer requests to the ACTS prayer
- **Sneaky Snack:** Story-related snack
- **Bible Truth Review Activity:** Game with questions related to the Bible Truth
- **Bible Truth Hymn:** Music activities to learn a portion of a Bible Truth-related hymn
- **Bible Verse Review Activity:** Game with questions related to Bible Truth Bible verse
- **Bible Verse Song:** Music activities to learn the Bible Verse song
- **Story Review Activity:** Game with questions related to the Bible Truth and Case
- **Case RePlay, Jr. and Sr.:** Two drama activities that review the story: one for younger children, one for older children.
- **Craft:** Story-related craft
- **VIPP (Very Important Prayer Person):** Game and a coloring activity to help children learn about people in your church and how to pray for them.

(VIP resources: found online or at back of this book)

4. TAKING IT TO OTHERS *Optional presentations for the last few minutes of class***Presenting to Other Children**

If you split the children into different response activities, you can gather the children together again and have each small group make presentations to show the other children what they learned. Presentation ideas are included in the resources for each activity.

Presenting to Parents

If you keep your children together for response activities, you can have them make a presentation of something they have learned to their parents when they come to pick them up from class. Presentation ideas are included in the resources for each activity.

5. TAKING IT HOME *(Take Home Sheet)***PFI Pronto**

Give out the PFI Pronto for the case story as well as any other materials as the children are dismissed.

BIBLE TRUTH 2, LESSON 1: PLANNER/OVERVIEW

GETTING STARTED: Welcome and Opening Songs (*introduce unit and get kids moving with these songs*)

Welcome to Praise Factory: PFI: Praise Factory Investigators Theme Song *PFI ESV Songs 12, Track 1*

Rules to Help Us Worship God and Love One Another: WoGoLOA Classroom Rules Song
PFI ESV Songs 12, Track 2

Big Question Under Investigation: Big Question 12 Songs *PFI ESV Songs 12, Tracks 3,4*

Big Question Bible Verse: Ephesians 5:1-2 Song: *PFI ESV Songs 12, Track 5*

Extra Bible Verse Song: Let Everyone Who Names the Name: 2 Timothy 2:19,22, ESV PFI ESV Songs 12, Track 6

DIGGING DEEP DOWN: Key Concept and Story (*introduce the Bible Truth and tell the related story*)

Bible Truth 2: God's People Love Him with All of Themselves

Bible Truth Hymn: When I Survey the Wondrous Cross, v.4 *PFI ESV Songs 12, Track 9*

Bible Verse: Deuteronomy 6:4-5

Bible Verse Song: Hear, O Hear *PFI ESV Songs 12, Track 10*

Lesson 1 New Testament: The Case of the Three Questions *Mark 16; Luke 5,9,18,22; John 21*

TAKING ACTION: Response Activities (*choose from among these activities*)

Snack and Discussion Planner: Sea of Galilee Fish

ACTS Prayer: Prayer Sheet

Bible Truth Review: Discussion Questions and Game: Help the Blind Man

Bible Truth Hymn: When I Survey the Wondrous Cross, v.4 *PFI ESV Songs 12, Track 9*

Song, Sign Language and Song Game: Word Take Away **PFI ESV SONGS 12 BOOK or ONLINE**

Bible Verse Review: Deuteronomy 6:4-5 Discussion Sheet and Game: Jump for Joy

Bible Verse Song: Hear, O Hear Deuteronomy 6:4-5 *PFI ESV Songs 12, Track 10*

Song, Sign Language and Song Game: Big Voice, Little Voice **PFI ESV SONGS 12 BOOK or ONLINE**

Story Review: Discussion Questions and Game: Spin the Light

Case Replay, Jr: Drama Activity for Youngest Children (children do same story actions together)

Case Replay, Sr: Drama Activity for Most Children (children re-tell story with individual parts)

Craft: An Upside Down Cross

VIPP (Very Important Prayer Person) Prayer Time: Coloring Sheets (back of book) and Game: Hit the Wall

TAKING IT HOME: Take Home Sheet for Review and Family Devotions

PFI Pronto: Bible Truth 2, Lesson 1 **PFI ESV PRONTOS 12 BOOK or ONLINE**

The Case of the Three Questions *Mark 16; Luke 5,9,18,22; John 21* by Connie Dever**Our story is called:****The Case of the Three Questions.****As you listen to the story, see if you can figure out:**

1. What were the Three Questions? Who asked them?
2. Who answered the questions? How did he show his answer with his life?

This story takes place during New Testament times when Jesus lived on earth.

Peter, James, John and the other fishermen left their boats and headed for shore with their fishing nets. All night they had thrown out and heaved those heavy nets, but they hadn't caught even one, measly fish! Now they had to clean the nets and inspect them for tears before putting them away and heading home to sleep. It was the last thing those weary, discouraged men wanted to do, but they knew they had to do it.

As the fishermen worked on their nets, Jesus and a crowd of people came down to the shore. Jesus climbed into Peter's boat and sat down.

"Would you push the boat out from shore a little way?" he asked Peter. Peter did as Jesus asked, then Jesus began to preach to the crowd. Peter and the other fishermen listened as they worked.

"This Jesus is something special! He talks about God like no other teacher we've heard!" they thought. When Jesus had finished preaching, He told Simon, "Take your boat out into the deep water, and let down the nets for a catch."

What was Jesus thinking? Didn't He realized they had just finished cleaning their nets? They would have to clean them again if they did as He asked! Besides, every fisherman knew that you fish at night, not during the day! "We've worked hard all night and haven't caught anything," Peter told Jesus, "but I will do what you ask."

They cast out their nets and immediately they were filled with so many fish that the nets began to break. The other fishermen scrambled out to help them and soon both boats were filled so filled that they were about to sink!

Peter knew this wasn't just a lucky catch! This was God at work! He fell at Jesus' knees and said, "Go away from me, Lord; I am a sinful man!"

But Jesus didn't go away. He had plans for Peter and

his partners. "Don't be afraid; from now on you will catch men," Jesus told them. "Come, follow me."

What? Leave behind their way to make money and be Jesus' disciples? It would cost them everything! But that was just what they did. They pulled their boats up on shore, left everything and followed Him.

For three, whole years, Peter and the others followed Jesus, With amazement they watched Him calm stormy seas, give sight to blind people, even raise the dead to life. And, oh, how they loved to listen to Him speak! He spoke with authority the very words of God. What power, what wisdom, what love!

"Jesus is no ordinary teacher, He is the Messiah, the Son of God," Peter confessed. And the more he saw, the more he believed and the more he loved Jesus.

But life with Jesus was not going to always be like this. Jesus' love for God's people was taking Him to the cross to suffer and die for their sins. The disciples' love for Him would waver. "One of you will betray me and hand me over the chief priests and the teachers of the law. They will arrest me and you will all leave me. Then they will kill me. But, on the third day, I will rise," Jesus told them as they sat together eating the Passover Feast the night before Jesus was to die.

Peter disagreed. He loved Jesus and believed He was God's Son. "No, Lord. Even if everyone else leaves you, I won't. I will die with You!" he insisted.

But Jesus knew better. "Peter, your love for Me is not what you think it is. By the time the rooster crows tomorrow morning, you will deny you even know Me three times!" Jesus warned.

Later that night, everything began to happen just as Jesus said it would. Judas Iscariot--one of the twelve

Story-telling Tips**Ahead of time:**

1. Read the Bible verses and story. Pray!
2. Create story cue cards on index cards (or highlight text).
3. Practice telling story dramatically, timing your presentation. Shorten, if necessary to fit your allotted time.
4. Decorate area with story props that help bring your story alive.

During your presentation:

1. Maintain as much eye contact as possible as you tell the story. Point to/use props at important points in the story. Include the kids in your story with a few questions about what they think will happen or words/concepts that might be new to them.
2. Watch the kids for signs that their attention span has been reached. Shorten, if necessary.

disciples--led Temple soldiers to arrest Jesus in the Garden of Gethsemane. As the soldiers grabbed Jesus, the disciples ran away. Peter was braver than most of the others. He followed secretly behind and waited in the courtyard to see what happened to Jesus. But by the time the rooster crowed in the morning, even Peter had denied knowing Jesus three times.

How Peter cried over his weak love for Jesus, then cried even more as Jesus was crucified later that day. But on the third day, the weeping changed to rejoicing when Jesus appeared to Peter and the others. He had risen from the dead in victory over sin and death for God's people!

Yet even as Peter rejoiced and worshiped Jesus, something wasn't right. He couldn't forget what he had done: "I knew He was the Messiah, the Son of God. I boasted that I loved Him so much that I would die for Him; yet, I left Him when He was arrested. How could my love for Jesus have been so weak?" Peter thought.

But Jesus wasn't finished with Peter. He knew all about the poor love of his heart and He had plans for Peter. "Tell the disciples and Peter to go to Galilee and I will see them there," Jesus had told the women, the day He rose from the dead.

So that's what they did. They went back up to the Sea of Galilee and waited. One night they decided to go fishing, like they did in the old days. Surely it was nice to throw out the nets and hopefully pull it in, full of flip-flopping fish.

But the nets came in empty each time, just like they had on that strange night three years earlier. Just as they were about to give up for the night, a man called to them from the shore: "Friends, haven't you any fish?" "No," they shouted back.

"Throw your net on the right side of the boat and you will find some," the man said. They cast out their nets and caught so many fish that they didn't even have strength to haul them in!

Immediately Peter, James and John knew who the man was. "It's the Lord!" John exclaimed.

Simon Peter jumped into the water and swam towards Jesus standing on the shore. The others followed in the boat, towing the net full of fish.

Waiting for them was bread and a fire with fish

cooking on it. "Bring some of the fish you have just caught," Jesus told them.

So Simon Peter went to the boat and dragged the net ashore. It was full of large fish, 153, but even with so many the net was not torn.

"Come and have breakfast," Jesus invited them, taking the bread and fish and giving it to them.

After eating breakfast, Jesus pulled Peter aside. It was time to talk. "Do you truly love Me more than these?" he asked Peter.

"Yes, Lord," he said, "You know that I love You."

"Feed my lambs," Jesus told him. (Lambs was Jesus' name for all who would trust in Him as their Savior.)

"Peter, do you truly love me?" Jesus asked again.

"Yes, Lord, you know that I love you," Peter replied.

"Then take care of my sheep, God's people."

A third time Jesus asked, "Peter, do you love me?"

Peter was hurt that Jesus had asked him three times, but he understood. He had denied Jesus three times, now Jesus was giving him three chances to tell he loved him. "Lord, you know all things; you know that I love you," Peter replied.

"Then feed my sheep," Jesus told him.

Perhaps Peter's love for Jesus had been weak, but even so it was true love for Him. And nothing would please him more than to live the rest of his life taking care of the new believers in Jesus.

Do you wonder what happened to Peter after that day on the beach? Did he take care of Jesus "sheep", His new followers, or did he deny Jesus again?

The Bible tells us that with the help of the Holy Spirit, Peter did take care of the new believers in Jesus. Many times he chose to suffer rather than to give up living for Jesus and loving His people. And do you know how many say Peter died? They say he was crucified as punishment for believing in Jesus. But because he did not think he deserved to die just as Jesus did, he asked to even be crucified upside down! Here was a man who God had helped to love Him with all of himself!

Cracking the Case:

It's time to answer our Case Questions.

1. What were the Three Questions? Who asked them? Jesus asked Peter if he loved Him three times.

2. Who answered the questions? How did he show his answer with his life? Peter told Jesus he loved Him, even though he had denied he knew Him before He was crucified. Peter showed that he really did love Jesus by boldly telling others about Him and dying for the sake of His name.

Something for You and Me

Our Bible Truth is:

God's People Love Him with All of Themselves

Our Bible Verse is: Deuteronomy 6:4-5

"Hear, O Israel: The LORD our God, the LORD is one. You shall love the LORD your God with all your heart and with all your soul and with all your might."

What about you and me? Can we ever love God with all of ourselves? Never on our own! There is only one way we can even begin to love God as He calls us to: by turning away from our sins and trusting in Jesus as our Savior. When we do, God will give us a new heart, filled with His Holy Spirit. He will work powerfully in our hearts, helping us to love Him more and more.

But what a wonderful day it will be when God's people live together with God in heaven. For then, they will be completely changed and will truly love Him with all their heart, mind, soul and strength forever.

Let's praise God for sending Jesus to save sinners like us and like Peter. Let's praise Him for promising to send the Holy Spirit into the hearts of His people, helping them to love God as He wants them to. And let's ask Him to send the Holy Spirit to work in our hearts so that we might love God with all our heart, mind, soul, and strength.

Close in prayer.

Closing ACTS Prayer

A God, we praise You for being so worthy of all our love.

C God, we confess that like Peter, we are tempted to avoid doing hard things for You, instead of loving You as we should. We all need a Savior!

T God, we thank You that Your forgiveness is so great that would even forgive Your people when they choose to avoid doing hard things for You. Thank You for sending the Holy Spirit to work inside Your people, giving them greater love for You and courage to do hard things for You.

S God, work in our hearts! Help us to turn away from our sins and trust Jesus as our own Savior. Send the Holy Spirit to live in our hearts, giving us love for You and helping us to do even very hard things for You.

ACTS PRAYER ACTIVITY

Use this sheet to write down your ACTS Prayer

Instructions:

Use this sheet to help the children apply the Bible Truth into a prayer. You can use the ACTS provided or even better, have the kids think of their own applications. Also have the children add their personal requests to the prayer, too. Lead the children in the prayer or let them pray sections, with your help. Never force a child to pray! Non-readers can participate by you whispering a section of the prayer into their ear and allowing them to pray it aloud for the group.

ADORATION:

God, we praise You for being completely worthy of all our love.

God, we praise You for being.....

Add your own Adorations:

CONFESSION:

God, we confess that many times we do not love You as You deserve. Too many times, we love other things more than You, even though You deserve all of our love. We need a Savior to save us from our sins! We need Your Spirit to work in our hearts!

God, we have sinned against You....

Add your own Confessions:

THANKSGIVING:

Thank You, God for all showing how great Your love for sinful people by sending Jesus to be the Savior of all those who would ever turn from their sins and trust in Him as their own Savior. Thank You for sending Your Holy Spirit to help us to love You most of all.

God, we thank You for...

Add your own Thanksgivings:

SUPPLICATION:

God, work in our hearts! Send Your Holy Spirit to live inside of us. Help us turn away from our sins and trust in Him as our Savior. Help us to love You most of all, in our hearts and in our lives.

God, we need Your help...

Add your own Supplication:

SNEAKY SNACK

Can you figure out how this snack ties in with our case?

Snack: Sea of Galilee Fish

Fishermen Goldfish Crackers OR Cups of Sugar-Free Blue Jello "Sea of Galilee" with "Gummy Fish" Fish swimming in it.

This is only a suggestion. Feel free to modify. Be mindful of allergy issues among your children!

Case Tie-in: At the Sea of Galilee, Jesus first called Peter and some of the other fishermen to leave their jobs and come follow Him as His disciples. They did this. Over the next few years, their love for Jesus grew as did their faith that He was the Messiah, sent to save God's people. But their love was shallow. They all ran for their lives when soldiers came to arrest Jesus. Peter even denied Jesus three times, just to keep himself safe! But after Jesus died on the cross and rose from the dead, He met them down at the Sea of Galilee once more as they fished. He spoke with Peter that day and Peter once more told Jesus he loved Him. And this time, Peter stayed true to Jesus his whole life. He even died on a cross upside down rather than deny Him as Lord. What a work God's Holy Spirit had done in his heart, helping him to love God!

SOUL FOOD

Food for thought during snack time

1. What does the snack have to do with the story?

Choose a few questions from the other activity discussion sheets to talk about during this snack time.

2.

3.

4.

5.

6.

7.

Directions: Read and discuss Bible Truth, using a FEW of the questions. Play game. Feel free to modify the game to fit your children.

God's People Love Him with All of Themselves

God calls His people to love Him with all their heart, mind, soul and strength-- and, oh, they want to do this! Why wouldn't they? Didn't God love them before they loved Him? Didn't He freely give His own Son as the sacrifice for their sins? And doesn't He promise to always love them and do what is best for them? Why wouldn't they want to love God most of all, in everything they do?

But loving God and living for Him is not something God's people will ever do perfectly here on earth. Yes, their sins have all been forgiven by God and they will be God's people forever, but they still struggle with sin. Their hearts are still tempted to love other things. Their lives show that they still want to live for themselves. It will be this way until they go to live with God in heaven. There, God will make them perfect; and at last, they will live and love perfectly.

Until then, God's Holy Spirit lives in their hearts and helps them love God more and more. He grows love in their hearts for God and His good ways. He works in their minds to understand God better and to delight in His ways. He gives them strength to act out their love for God and fulfill His good plans in all that they do.

God's people are grateful to God for helping them live for Him now, but they look forward to the day when they go to heaven and will truly love Him with all of themselves.

Understanding the Bible Truth

1. How does God call His people to love Him? *He calls them to love Him most of all--with all of their heart, mind, soul and strength.*
2. Why do God's people want to do this? *Because of how God has loved them.*
3. How did God show how much He loved His people? *He freely gave His own Son as the sacrifice for their sins.*
4. Why did God love His people this way? *Not because they deserved it. They were all sinners. He did it because He loved them and to bring glory to His name (so we could see and delight in who God is.)*
5. Why did God's people need Jesus to be sacrificed for their sins? *Because they were sinners and could never pay for their sins themselves. Only the sacrifice of a perfect life, like what Jesus lived, could be the payment for sins.*
6. Why does God's gift of His Son for them cause God's people to want to love Him in response with all their heart, mind, soul and strength? *Because they love Him and they are so grateful that He would be so merciful to them and be willing to make such a huge sacrifice for them. They know His love is the most wonderful thing of all. They want to love Him completely because this is the best way to live.*
7. Why is there nothing that will ever be enough to show God how much God's people love Him? *Because His gift to them is so wonderful, so huge.*
8. Will God's people ever be able to love Him with all of themselves here on earth? Why or why not? *No, they will not. Because they are still sinners.*
9. Who helps God's people love God more? *The Holy Spirit working in their hearts.*
10. Where will God's people finally love God with all of themselves? *In heaven.*

Bible Verse Connection Question

1. What does our Bible Truth have to do with our **Bible Verse: Deuteronomy 6:4-5**: "Hear, O Israel: The LORD our God, the LORD is one. You shall love the LORD your God with all your heart and with all your soul and with all your might."?

This verse reminds us that God wants His people to love Him most of all: with all of their heart, soul and strength. That is loving Him with all of themselves.

Bible Truth Story Connection Questions

1. How did Peter's love change after Jesus talked with him by the Sea of Galilee, after He rose from the dead? *He knew that Jesus had died for his sins, even the sin of denying Him. He was grateful that Jesus would forgive him and give him work for Him. He loved Jesus enough to even suffer and die for Him.*

Life Application Questions

1. What can God's people do today that shows their grateful love to God for what He has done through Jesus? *They can seek to obey Him and love Him in everything they do. (Add specific examples)*
2. How can we become God's people? *By turning away from our sins and trusting in Jesus as our Savior.*

ACTS Questions

1. What is something we can praise God for because of this Bible Truth?
Praise God for being completely worthy of all our love.
2. What are sins we can confess to God because of this Bible Truth?
Confess that many times we do not love Him or live for Him as we should.
3. What is something we can thank God for because of this Bible Truth?
Thank God for all showing how great His love for by sending Jesus to be the Savior of all those who would ever turn from their sins and sinful people trust in Him as their own Savior.
4. What is something we can ask God for because of this Bible Truth?
We can ask God to work in our hearts that we would want to confess our sins, turn away from disobeying Him and trust in this wonderful Jesus as our own Savior. Ask God to help us love Him and live for Him more and more each day

Gospel Question

1. We are all born sinners. None of us love God as He created us to. What hope is there for sinners like us?
God is the good Creator and King of the world. He made people to worship Him and live by His good laws. But we are all sinners who have rebelled against Him. We all deserve death--God's just, eternal punishment for our sins. How terrible! But God has good news for us. In His great mercy, God sent His Son Jesus to earth to save sinners. Yes, Jesus, the perfect Son of God, left His home in heaven and became a man. He lived the perfect life that pleases God. (He's the only one who has ever done that!) He offered it up to God His Father as the perfect sacrifice for sins when He suffered and died on the cross. Then, on the third day, Jesus rose from the dead in victory. He had fully paid for the sins of God's people, so they wouldn't have to! Now all who turn away from their sins and trust in Jesus as their Savior will receive forgiveness of sins and eternal life with God. They will be His very own special people who will know Him and enjoy Him forever. We can be God's people, too, if we turn from our sins and trust in Jesus as our own Savior.

Game: Help the Blind Man

Materials

Blindfold

Cane

Bible Truth Questions

Bag/Bowl

Preparing the Game

1. Choose 20+ questions for your game from the Bible Truth Discussion Questions, or make up your own.
2. Write the Bible Truth questions on small thin strips of paper (or make a photocopy of the Bible Truth Discussion Questions and simply cut them into strips) and put them in the bag/bowl.

Playing the Game

Children form a circle, with "It", a blind man, in the center. The circle moves slowly to the left or to the right at the Blind Man's command. Then, the Blind Man says, "Halt!" Everyone in the circle stands still. The Blind Man then begins walking out towards the circle of children, GENTLY touching his cane out until he touches someone. When he does, the blind man gets to choose a question from the bag for the teacher to read to the class. When they get a correct answer, the blind man gives up his blindfold to the other child who becomes the blind man, while the former blind man joins the circle.

Game continues as number of questions, time, and attention span allow.

Optional TAKING IT TO OTHERS Activity: Quiz Questions

Have the children choose a few of the questions from the game to ask the parents/other children during TAKING IT TO OTHERS time. Help pre-readers by whispering the question in their ear and letting them ask it aloud to the parents/other children. Make sure you read the Bible verse aloud before you ask your questions.

Directions:

1. Write words to song in large print before class.
2. Play the song for the children, helping them follow along on the song sheet.
3. Discuss the song, using a few questions from the discussion sheet. *Don't use them all!*
4. Introduce sign language for key words of your choice from sign language sheet for your song. Use as few or as many as you think the children can learn.
5. Sing and sign the song. Sign language as well as large format lyrics and sheet music are found in the PFI Unit Songbook or online.
6. If desired, play the Song Game.

Optional TAKING IT TO OTHERS Activity: Presenting and Singing the Song

1. Sing and sign the song, encouraging the watching children/parents to join in.
2. Ask the class some of the questions listed below. The Bible Truth Connection Question is particularly good to help them understand how the song ties in with the Bible Truth.

When I Survey the Wondrous Cross

Verse 4

Were the whole realm of nature mine,
That were a present far too small;
Love so amazing, so divine,
Demands my soul, my life, my all.

Listen to it on PFI ESV Songs 12, Track 9

Understanding the Song

1. What does "realm of nature" mean? *All of the nature, the whole world.*
2. What is "a present far too small"? *All of nature, the whole world.*
3. Who is this too small of a present for? *The Lord.*
4. Why is the whole world too small of a present for the Lord? *Because of God's amazing love shown to His people through Jesus.*
5. What does divine mean? *Something that God is or does.*
6. What is so amazing and so divine about God's love? *It is amazing that He would choose to give up His own Son, Jesus, to take the punishment for the sins of His sinful, rebellious, undeserving people. It is divine love because only Jesus, the Son of God, could offer that kind of sacrifice for sins; and because only God is truly good enough to even think about doing such a thing for sinful people.*
7. What does this amazing, divine love demand (deserve) that is even better than all of nature as a present? *To love God with your "soul, life and all."*

Bible Truth Connection Question

1. How does this song relate to our Bible Truth: **God's People Love Him with All of Themselves?**

When God's people think about what Jesus did for them on the cross, they want to respond back with grateful, loving lives that love God with all their heart, mind, soul, and strength.

Story Connection Question

1. How does this song relate to the story? *When Peter thought about what Jesus did for him on the cross, he wanted to respond to Him with a love that loves God in return with all his heart, mind, soul, and strength...with his life and his all. And that is just what the Holy Spirit helped Peter do, even when it meant dying on a cross himself.*

Bible Connection Question

1. What does this hymn have to do with our Bible Verse: **Deuteronomy 6:4-5**: "Hear, O Israel: The LORD our God, the LORD is one. Love the LORD our God with all your heart and with all your soul and with all your strength."? *God calls His people to love Him with all their heart, soul and strength. God's people want to do this. Not just because they know that the LORD is God, but also because they think about how God sent Jesus to suffer and die on the cross to save them and make them His people. They want to love God with all of themselves because of all He has done for them!*

Life Application Questions

1. How can God's people be affected by the message of this song? *They can praise God for sending His Son Jesus to be the perfect sacrifice for their sins. They can ask God to send the Holy Spirit to work in their hearts to help them love Him with all our heart, mind, soul and strength. They can remember each day to ask themselves: "How can I live to show love to God today?"*
2. How can we become God's people? *By turning away from our sins and trusting in Jesus as our Savior.*

ACTS Questions

1. What is something we can praise God for from this hymn?
Praise God for being worthy of giving us giving our whole lives, our "all" for Him.
2. What are sins we can confess to God from this hymn?
That many times we don't marvel at how great God's love is. We don't think much about how Jesus suffered and died, taking God's people's punishment, so that they could be saved. We do not want to give Him our "all", but only what we think will be good for us or easy for us to give. We deserve God's punishment! We need a Savior!
3. What is something we can thank God for from this hymn?
We can thank God His glorious love that would send Jesus to save His people by suffering and dying on the cross.
4. What is something we can ask God for from this hymn?
That God would work in our hearts that we confess our sins, might turn from our sins and trust Jesus as our Savior. We can ask Him to help us to come to Him and be forgiven. We can ask Him to help us wonder at His glorious love shown through Jesus. We can ask Him to send the Holy Spirit to work in our hearts, helping us to give our whole lives, our "all" for Him.

Gospel Question

1. God's people marvel at God's love shown to them through Jesus? What is this amazing good news of God's love? What is the gospel?
God is the good Creator and King of the world. He made people to worship Him and live by His good laws. But we are all sinners who've rebelled against Him. We all deserve death--God's just, eternal punishment for our sins. How terrible! But God has good news for us. In His great mercy, God sent His Son, Jesus to earth as a man to save sinners. He lived the perfect life that pleases God. (He's the only one who's ever done that!) He offered it up to God His Father as the perfect sacrifice for sins when He suffered and died on the cross. Then, on the third day, Jesus rose from the dead in victory. He had fully paid for the sins of God's people, so they wouldn't have to! Now all who turn away from their sins and trust in Jesus as their Savior will receive forgiveness of sins and eternal life with God. They will be His very own special people who will know Him and enjoy Him forever. We can be God's people, too, if we turn from our sins and trust in Jesus as our own Savior.

Song Game: Word Take Away

Materials

Sign Language Signs and Song

White board and marker

Eraser

Preparing the Game

1. Write the words to the song on a white board.

Playing the Game

1. After children have learned the song and signs well, then tell the children that you are going to leave out words from the song (that you've learned signs for) and just do the sign in its place.
2. Have the children help you choose a word to take out. Erase the word from the board. Review the sign for the erased word.
3. Sing the song, trying to remember to NOT sing the word and do only the sign.
4. Continue to take out words until all of the words (with signs) have been taken out.

Game continues as number of questions, time, and attention span allow.

choose a FEW questions for discussion, then choose the game and/or music activity

Meditation Version: Deuteronomy 6:4-5

"Hear, O Israel: The LORD our God, the LORD is one. You shall love the LORD your God with all your heart and with all your soul and with all your might."

Alternate Memory/Games Version: Deuteronomy 6:5

"You shall love the LORD your God with all your heart and with all your soul and with all your might."

Understanding the Bible Verse

1. What did the LORD want Israel to do? *To hear.*
2. Who is Israel? *There are three answers to this question. Israel is the name of grandson of Abraham. God called the nation of people who were children, grandchildren, etc. of Israel, after him. They were to be His special people to obey Him and through whom the Savior Jesus would come one day. After Jesus came, Christians were called the New or True Israel because they are God's special people, to obey Him and saved through Him. Most of the old Israel rejected Jesus.*
3. Why is the name "LORD" written in all capital letters? *Because it stands for the special name of God, Yahweh, that the Israelites thought was too special to say aloud or even write down. They would just write "LORD" instead.*
4. What does it mean that the "LORD is one?" *He is the only true God.*
5. How was Israel to love the LORD? *With all their heart, soul and might.*
6. Who today should love the LORD like this? *All people, but especially all Christians, since they are the New Israel.*
7. What is a soul? *A spirit is the invisible part of us that thinks, feels, loves and knows God.*
8. What is the difference between heart and soul? *None. It is written twice for emphasis.*

Bible Truth Connection Question

1. What does this verse have to do with the **Bible Truth: God's People Love God with All of Themselves?** *This verse reminds us that God wants His people to love Him most of all: with all of their heart, soul and might.*

Story Connection Questions

1. How did Peter show he loved the LORD this way after Jesus rose from the dead? *He obeyed Jesus' command for him to take care of God's people and teach them about God. He was willing even to give up his life in order to tell others the good news of Jesus.*
2. How did Peter have the strength to love God like he did? *The Holy Spirit working in his heart gave him more and more love for God and courage to obey God.*

Life Application Questions

1. Who must help God's people to love God with all their heart, soul and might? *God's Holy Spirit.*
2. How can we have the Holy Spirit live in our hearts to help us love God more and more? *By turning from our sins and trusting in Jesus as our own Savior. When we do, God sends His Holy Spirit to live in our hearts and give us more love for God.*
3. How can God's people love God today with all their heart, mind, soul and might? *Obey God, no matter what. Ask Him to give them more of the Holy Spirit to help them love God and live for Him in this way.*

ACTS Questions

1. What is something we can praise God for from this Bible Verse? *Praise God for being worthy of all our love.*
2. What are sins we can confess to God from this Bible Verse? *That we are all sinners. who do not love God with all our heart, soul and strength. We choose to love other things. We choose to love ourselves, more than God. We deserve God's punishment! We need a Savior!*
3. What is something we can thank God for from this Bible Verse? *We can thank God for sending the Holy Spirit to work in the hearts of all who turn from their sins and trust in Jesus as their own Savior. He gives God's people more love for God.*
4. What is something we can ask God for from this Bible Verse? *We can ask God to work in our hearts that we would want to confess our sins, turn away from disobeying Him and trust in this wonderful Jesus as our own Savior. We can ask Him to send the Holy Spirit to grow our love for God.*

The Gospel

1. Why don't we love God as we should? What happened to all people? How can we be changed? What is the good news of Jesus? What is the gospel?

God is the good Creator and King of the world. He made people to worship Him and live by His good laws. But we are all sinners who have rebelled against Him. We all deserve death--God's just, eternal punishment for our sins. How terrible! But God has good news for us. In His great mercy, God sent His Son Jesus to earth to save sinners. Yes, Jesus, the perfect Son of God, left His home in heaven and became a man. He lived the perfect life that pleases God. (He's the only one who has ever done that!) He offered it up to God His Father as the perfect sacrifice for sins when He suffered and died on the cross. Then, on the third day, Jesus rose from the dead in victory. He had fully paid for the sins of God's people, so they wouldn't have to! Now all who turn away from their sins and trust in Jesus as their Savior will receive forgiveness of sins and eternal life with God. They will be His very own special people who will know Him and enjoy Him forever. We can be God's people, too, if we turn from our sins and trust in Jesus as our own Savior.

Game: Jump for Joy

Materials

Bible verse written up in large print so that all can see
A very long rope or jump rope

Preparing the Game

None.

Learning the Verse

Some or all of your children may be non- or early readers. Teach the verse in sections, having them say it after you. Repeat a few times. Add clapping or other movement as they say it.

Directions

1. If desired, lead the children in a discussion of a **FEW** of the most important questions before beginning game.
2. Explain the game to them as follows:
Have the children form a line. Have two people be the Rope Turners for the jump rope. While the entire group recites the verse, have the children take turns trying to jump through the whole verse without stopping. For children adept at jumping rope, you can even have them try running in and jumping, jumping with a partner, etc. or other variations the children come up with.

Game continues until all children get to jump, or as time and attention span allow.

Optional **TAKING IT TO OTHERS** Activity: Quiz Questions

Have the children choose a few of the questions from the game to ask the parents/other children during **TAKING IT TO OTHERS** time. Help pre-readers by whispering the question in their ear and letting them ask it aloud to the parents/other children. Make sure you read the Bible verse aloud before you ask your questions.

Directions:

1. Write words to song in large print before class.
2. Play the song for the children, helping them follow along on the song sheet.
3. Discuss the song, using a few questions from the discussion sheet. *Don't use them all!*
4. Introduce sign language for key words of your choice from sign language sheet for your song. Use as few or as many as you think the children can learn.
5. Sing and sign the song. Sign language as well as large format lyrics and sheet music are found in the PFI Unit Songbook or online.
6. If desired, play the Song Game.

Optional TAKING IT TO OTHERS Activity: Presenting and Singing the Song

1. Sing and sign the song, encouraging the watching children/parents to join in.
2. Ask the class some of the questions listed below. The Bible Truth Connection Question is particularly good to help them understand how the verse ties in with the Bible Truth.

Hear, O Hear

Hear, O hear, O Israel,
 Hear, O hear, O Israel,
 The LORD your God, the LORD is one.
 You shall love the LORD your God with all your heart,
 You shall love the LORD your God with all your soul,
 You shall love the LORD your God with all your might.
 Deuteronomy Six, four through five.

Listen to it on PFI ESV Songs 12, Track 10

Song Game: Big Voice, Little Voice

Materials

Song
 Sign language signs used in the song printed out onto little cards
 Blindfold

Preparing the Game

None.

Playing the Game

1. Practice the song and signs until the children know them well. Then tell them: "Children, we are going to hide a sign language sign and see if one of you can find it... with a little help from the rest of us!"
2. Choose someone to be "It" and blindfold them. Choose another child to hide one of the sign language cards. When it's hidden, "It" can remove the blindfold and begin to look.
3. The rest of the children will sing the song in a louder voice when "It" gets closer to the hidden sign and quieter when "It" gets further from the sign.
4. When "It" finds the hidden clue, another "It" is chosen and play begins again.

Game continues as number of questions, time, and attention span allow.

STORY REVIEW

Directions: Read and discuss Bible Truth, using a FEW of the questions. Play game. Feel free to modify the game to fit your children.

General Story Questions

1. What had happened to Peter, James, John and the other fishermen, the night before they met Jesus? *They had been fishing all night and had caught nothing.*
2. What did Jesus ask Peter to do for him so He could speak to the crowds? *Let Him sit in the boat and push it out a little bit from the shore.*
3. Why did Peter hesitate to let down the nets again? *Because they were tired and it took a long time to clean the nets. If they put the nets down again, they would have to clean them again. Peter thought it very unlikely that they would catch anything since they hadn't had any success all night.*
4. What did Peter know about Jesus and think about himself after the huge catch of fish (the first time)? *That Jesus must be someone special sent by God; and, that Peter was a sinful man. He wanted Jesus to have nothing to do with him because of his sinfulness.*
5. Why did Peter, James, and John decide to follow Jesus and leave behind their way to make money? *God was already working in their hearts, helping them believe in Jesus and love Him. They wanted to know more about God and were glad to leave behind everything to answer Jesus' invitation to follow Him.*
6. What did Peter, James and John come to understand about Jesus as they followed Him as disciples? *That He was the Messiah.*
7. How did they feel about Him? *He was the Messiah, the Son of God. They loved Him.*
8. What things did Jesus do that helped them see that He was the Messiah? *He did miracles, such as calm stormy seas and heal people, even raise the dead. He taught powerfully the Word of God.*
9. What did Peter promise Jesus he would do when Jesus was betrayed and arrested? *That he would die with Him.*
10. What did Jesus tell Peter that he would really do? *He would betray him.*
11. What did Peter learn about his love for Jesus when he denied Him three times? *It was not as strong and faithful as he thought it was. He thought more of himself than of Jesus.*
Even after Jesus rose from the dead, not everything was right with Peter. Why? *He was thinking about how he denied Jesus, after he had boasted that he loved Him so much.*
12. What did Jesus ask Peter three times? What did He ask Peter to do? *If Peter loved Him. For Peter to "feed His sheep": take care of God's people and help them grow to love and obey God.*
13. Who are the "sheep" Jesus was talking about? *God's people.*
14. What was different about Peter's love for Jesus after Jesus rose from the dead? *Peter did not betray Jesus or run from danger. He had seen Jesus raised from the dead. He knew Jesus had won the victory over sin and death. The Holy Spirit working in Peter's heart made him strong.*
15. What did Peter do that showed he loved Jesus with all of his heart, mind, soul and strength? *He took care of God's people. He was willing to suffer, even die for the sake of Jesus.*
16. Why did Peter not want to be crucified the regular way? *Because he did not feel he should have the honor of dying in the same position as Jesus did.*
17. Who helped Peter love Jesus with all his heart, mind, soul and strength? *The Holy Spirit working in his heart.*

Bible Truth Connection Questions

1. What does this story have to do with our Bible Truth: God's People Love Him with All of Themselves? *Peter struggled to love Jesus as he should, but God, by the Holy Spirit, helped him to love God most of all.*

Life Application Questions

1. How can Peter's life be an encouragement to God's people? *The Lord loved him and forgave him for his weak love. He sent the Holy Spirit to work in his heart to make his love stronger. Many times God's people's love for Jesus is not what it should be. He will forgive them and send the Holy Spirit to help them too, if they ask Him.*
2. How can we become God's people? *By turning away from our sins and trusting in Jesus as our Savior.*

Bible Verse Connection Question

1. What does the story have to do with our **Bible Verse: Deuteronomy 6:4-5**: "Hear, O Israel: The LORD our God, the LORD is one. You shall love the LORD your God with all your heart and with all your soul and with all your might."?

Peter struggled to love the LORD with all his heart, soul and strength when Jesus was being arrested and was sentenced to death on the cross. He wanted to love the LORD this way, but he feared punishment and death. But after Jesus rose from the dead, He forgave Peter. He promised to send the Holy Spirit to give him and the other believers power to love and obey the LORD as He wanted them to. The Holy Spirit did come. He gave Peter even greater love for God. He gave him courage to even die for the sake of Jesus.

ACTS Questions

1. What is something we can praise God for being that we learned in our story? *Praise God for being so worthy of all our love.*

2. What is something we can confess as sin that we learned in our story? *Confess that like Peter, we are tempted to avoid doing hard things for God, instead of loving Him as we should. We all need a Savior!*

3. What is something we can thank God for that we learned in our story? *We can thank God that His forgiveness is so great that would even forgive His people when they choose to avoid doing hard things for Him. We can thank God for sending the Holy Spirit to work inside His people, giving them greater love for Him and courage to do hard things for Him.*

4. What is something we can ask God for that we learned in our story? *We can ask God to work in our hearts, helping us to confess our sins, turn away from them and trust Jesus as our own Savior. We can ask Him to send the Holy Spirit into our hearts, giving us love for Him and helping us to do even very hard things for Him.*

The Gospel

1. What is the good news of Jesus that Peter gave his life to tell others?! What is the gospel?

God is the good Creator and King of the world. He made people to worship Him and live by His good laws. But we are all sinners who have rebelled against Him. We all deserve death--God's just, eternal punishment for our sins. How terrible! But God has good news for us. In His great mercy, God sent His Son Jesus to earth to save sinners. Yes, Jesus, the perfect Son of God, left His home in heaven and became a man. He lived the perfect life that pleases God. (He's the only one who has ever done that!) He offered it up to God His Father as the perfect sacrifice for sins when He suffered and died on the cross. Then, on the third day, Jesus rose from the dead in victory. He had fully paid for the sins of God's people, so they wouldn't have to! Now all who turn away from their sins and trust in Jesus as their Savior will receive forgiveness of sins and eternal life with God. They will be His very own special people who will know Him and enjoy Him forever. We can be God's people, too, if we turn from our sins and trust in Jesus as our own Savior.

Game: Spin the Light

Materials

Flashlight

Paper and Marker

Story Review Questions

Preparing the Game

1. Choose 20+ questions for your game from the Story Review Discussion Questions, or make up your own.

Playing the Game

Divide the children into two teams. Have them sit in a close circle, alternating Team A and Team B players. Have the children sit in a circle. Put the light in the middle of the circle. Spin the light. Whoever the light points to, answers the question. If it points to a Team A player and he gets it right on his own, it is worth 2 points for his team. If he needs help from another team member, then it is worth 1 point. The question goes to the Team B player on his right for a possible 1 point if the Team A player fails to answer correctly.

Game continues until all children get to toss the Frisbee, or as number of questions, time, and attention span allow.

Non-competitive Option

Don't split into teams. Have the children sit in a circle and spin the light, asking whoever it points to a question. If desired, you can let each child choose another child to help them answer the question.

Optional TAKING IT TO OTHERS Activity: Quiz Questions

Have the children choose a few of the questions from the game to ask the parents/other children during TAKING IT TO OTHERS time. Help pre-readers by whispering the question in their ear and letting them ask it aloud to the parents/other children.

CASE REPLAY ACTIVITIES

Use this guide to review the Case Story and act it out for others to enjoy!

CASE REPLAY, JR: YOUNGEST CHILDREN

Description: The children will act out the story together, everyone doing the same action/sound effect at the same time. This activity is most suitable for kindergarteners.

Materials

The Case RePlay, Jr. script for younger children

Preparation

1. Read through the script and write in the blanks along the side possible actions/sound effects the children could do to act it out.

Instructions

1. Tell the children that they will be re-enacting the story together as you tell it.
2. As you read the script, lead the children in actions/sound effects to do with you.
3. If desired, you can read the script and stop at certain sentences and ask them what a good action/sound effect would be to act out what you just read.
4. Repeat the re-enactment one or two times more.

CASE REPLAY, SR: OLDER CHILDREN

Description: The children act out the story as a three-scene play. You will narrate it using the Case RePlay, Sr. script and they will act it out (no spoken words, for the most part), with each child assuming a different character's role. This activity is most suitable for first grade and up. You will review the story, then practice it a few times before performing it for others.

Materials

The Case RePlay, Sr. script
White board or other large format paper
Costumes and props

Preparation

1. Prepare for the play by choosing costumes and props for each character in the story. Decorate the area with any scenery props.
2. Write the words "Beginning," "Middle," "End" on a large piece of paper/whiteboard with plenty of space under each heading. You will use this paper to help the children think about the story as a three-scene play, as it is presented in the script.

Instructions

1. Tell the children that they will get to act out the story as a three-scene play, with a beginning, middle and end section. Tell them that before they can act it out, they need to think it out. as you narrate it with your script.
2. Take the children's answers as they recount the story, helping them put key incidents in the right order.
3. If desired, when they have filled in their Beginning, Middle, End, read through your whole (real) script, so they hear exactly what you will have them act out.
4. Then tell the children that it's time to practice acting out the story.
5. Assign parts to each child. If you are using costumes, do NOT give them out at this point. They will be a distraction.
6. Have all the children sit on the floor or in chairs on one side of the "stage," then call the characters up in place as their part in the story comes.
7. As you read the script, guide the children in where you want them to move or do to act it out.
8. After going through the whole script once, give out any costumes and props and act out the script once or twice more.

Optional TAKING IT TO OTHERS Activity: Re-enacting the Story

Read the script as the children act out together (younger) or assuming different roles (older) as the other children or the parents watch.

CASE REPLAY, JR--YOUNGER KIDS (KINDERGARTEN) P.2

“Welcome to our play! The name of our story is called: The Case of the Three Questions.

This is a New Testament story. It took place takes place during New Testament times when Jesus lived on earth.

And now we present: “The Case of the Three Questions.”

Scene 1:

Actions:

Peter, James, John and the other fishermen were weary and discouraged from fishing all night, yet catching no fish at all. As they cleaned their nets, Jesus and a crowd came to the shore. Jesus got into Peter’s boat and began to teach. Peter and the others listened as they worked. They were amazed at Jesus’ teaching. Jesus ask Peter to put the boat back out and let down the nets again. Peter was reluctant, but obeyed. The nets filled with so many fish that the nets began to break. Peter knew that this was a miracle and that Jesus must be someone sent by God. He wanted Jesus to leave him alone.

Scene 2:

Jesus asked Peter, James and John to follow Him as disciples. This would mean leaving everything behind, but they chose to do this. Already they had begun to see who Jesus was and loved what they saw. Over the next three years, Peter watched Jesus do amazing things like heal the blind and raise the dead. Peter listened to Jesus preach God’s Word like no one had ever preached before. The Holy Spirit helped him understand that Jesus was no ordinary man. He was the Messiah, the Son of God. The more Peter understood, the more he loved Jesus and wanted to do whatever Jesus wanted him to do. But Jesus warned them that He is about to be arrested and put to death. He told them that one of them would even betray Him, while the rest of them would abandon Him. Peter refused to believe this would happen. He knew his love for Jesus was strong. He would choose to die for Jesus before he would leave Him, he exclaimed. But Jesus told Peter that not only would he leave Him, but he would do even more. By the time the rooster crowed in the morning, Peter would deny he knew Him three times. Soon, everything happened as Jesus said it would. Judas Iscariot betrayed Him, soldiers arrested Him, and Peter denied Him three times before the rooster crowed. Jesus was taken away and was crucified. He died on the cross and was buried How terrible it all was!

Scene 3:

But what happy things happened on the third day! Jesus rose from the dead and appeared to the disciples. Peter and the others were overjoyed! Jesus had beaten sin and death for God’s people! He was the Messiah. It was beginning to all make sense now. Even so, Peter still felt awful about denying Jesus. They all went back up to the Sea of Galilee and waited for Him, like He told them to. They went fishing as they waited, but and didn’t catch any fish all night. A man appeared on the shore and called out to them, telling them to put out their nets again. When they caught a miraculous number of fish, just like they had three years earlier, they knew it was Jesus! They excitedly headed back to shore to be with Him. After a fish and bread breakfast, Jesus asked Peter if he loved Him three times. Peter said yes. Jesus told him to take care of the new believers. The Holy Spirit helped Peter love Jesus with all of himself. Peter did take care of the new believers and chose to suffer and stay true to Jesus to his dying day. He was even crucified upside down for his faith in Jesus.

Bible Truth Tie-In:

The Bible Truth we are learning is: **God’s People Love Him with All of Themselves.** Our story is how Peter struggled to love Jesus as he should, but how God, by the Holy Spirit, helped him to love God most of all.

CASE REPLAY, SR--OLDER KIDS (1ST GRADE AND UP) P.3

"Welcome to our play! The name of our story is called: The Case of the Three Questions.

This is a New Testament story. It took place takes place during New Testament times when Jesus lived on earth.

The characters in our story are: Peter, James, John; Other fishermen; Jesus; Crowd of People; Other disciples; Blind Man; Dead Man; Pharisees and Sadducees; Soldiers; and, the Servants of the Chief Priest.

And now we present: "The Case of the Three Questions."

Scene 1: (Beginning)

Peter, James, John and the other fishermen were weary and discouraged from fishing all night, yet catching no fish at all. As they cleaned their nets, Jesus and a crowd came to the shore. Jesus got into Peter's boat and began to teach. Peter and the others listened as they worked. They were amazed at Jesus' teaching. Jesus ask Peter to put the boat back out and let down the nets again. Peter was reluctant, but obeyed. The nets filled with so many fish that the nets began to break. Peter knew that this was a miracle and that Jesus must be someone sent by God. He wanted Jesus to leave him alone.

Scene 2: (Middle)

Jesus asked Peter, James and John to follow Him as disciples. This would mean leaving everything behind, but they chose to do this. Already they had begun to see who Jesus was and loved what they saw. Over the next three years, Peter watched Jesus do amazing things like heal the blind and raise the dead. Peter listened to Jesus preach God's Word like no one had ever preached before. The Holy Spirit helped him understand that Jesus was no ordinary man. He was the Messiah, the Son of God. The more Peter understood, the more he loved Jesus and wanted to do whatever Jesus wanted him to do. But Jesus warned them that He is about to be arrested and put to death. He told them that one of them would even betray Him, while the rest of them would abandon Him. Peter refused to believe this would happen. He knew his love for Jesus was strong. He would choose to die for Jesus before he would leave Him, he exclaimed. But Jesus told Peter that not only would he leave Him, but he would do even more. By the time the rooster crowed in the morning, Peter would deny he knew Him three times. Soon, everything happened as Jesus said it would. Judas Iscariot betrayed Him, soldiers arrested Him, and Peter denied Him three times before the rooster crowed. Jesus was taken away and was crucified. He died on the cross and was buried How terrible it all was!

Scene 3:(End)

But what happy things happened on the third day! Jesus rose from the dead and appeared to the disciples. Peter and the others were overjoyed! Jesus had beaten sin and death for God's people! He was the Messiah. It was beginning to all make sense now. Even so, Peter still felt awful about denying Jesus. They all went back up to the Sea of Galilee and waited for Him, like He told them to. They went fishing as they waited, but and didn't catch any fish all night. A man appeared on the shore and called out to them, telling them to put out their nets again. When they caught a miraculous number of fish, just like they had three years earlier, they knew it was Jesus! They excitedly headed back to shore to be with Him. After a fish and bread breakfast, Jesus asked Peter if he loved Him three times. Peter said yes. Jesus told him to take care of the new believers. The Holy Spirit helped Peter love Jesus with all of himself. Peter did take care of the new believers and chose to suffer and stay true to Jesus to his dying day. He was even crucified upside down for his faith in Jesus.

Bible Truth Tie-In:

The Bible Truth we are learning is: **God's People Love Him with All of Themselves.** Our story is how Peter struggled to love Jesus as he should, but how God, by the Holy Spirit, helped him to love God most of all.

An Upside Down Cross

Description

The children will make a cross out of wire and nails.

Thin wire, about 2 feet per child

2 3.5" Masonry nails per child

2.5" Masonry nails per child

(preferably get the "Cut" kind of masonry nails with the blunt end rather than the "Fluted" kind with the sharp end)

Wire cutters or scissors

Preparing the Craft

1. Cut five pieces of 6" wire for each child with the wire cutters or scissors.
2. Make a sample for the children to see.

Making the Craft

1. Show children your sample.
2. Place the two 3.5" nails next to each other with one end sticking up and one end sticking down. Wind one piece of the wire around the middle of the nails until the nails are secure and the wire is completely wound around the nails.
3. Place the two 2.5" nails next to each other with one end sticking up and one end sticking down. Wind one piece of the wire around the middle of the nails until the nails are secure and the wire is completely wound around the nails.
4. Lay the bundle of 2.5" nails on top of the bundle of 3.5" nails, in a cross fashion (perpendicular and with the 4. bundle a bit closer to one end of the 3.5" bundle than the other end).
5. Secure the two bundles together by wrapping a piece of wire in an X fashion around the middle of the two bundles (top left and right bottom, then top right and left bottom). Wrap until secure and the wire is completely wound around the nails.
6. Take the last two pieces of wire and bend each in the middle. Then, wrap the end pieces together around the end of each of the 3.5" nails so that a loop is formed on each end.
7. Have the children hold up the cross the normal way and say, "This is the way Jesus died on the cross." Then turn the cross upside and hold by the other loop and say, "But this is the way Peter died, because he did not think he deserved the honor of dying in exact same way as Jesus."

Optional TAKING IT TO OTHERS Activity: Craft Presentation

If you are presenting the craft to other children or parents the children can hold up their crafts (or your model craft) and read their Bible Truth Connection answers to explain the importance of the craft.

CASE CRAFT**Discussion Guide****Instructions:**

As the children are settled into making their craft, ask them these questions to help them understand the craft's significance. Use the answers provided to guide the children's answers.

Discussion Questions

1. Where did Peter die? *In Rome.*
2. How did he die?
On a cross.
3. What was different about how Peter died on his cross? Why did he want to do this?
He was crucified upside on his cross because he didn't think he deserved the honor of dying the same way as Jesus did.
4. What is the Bible Truth that we are learning?
God's People Love Him with All of Themselves.
5. What does our craft have to do with our Bible Truth: God's People Love Him with All of Themselves?
After Jesus rose from the dead, Peter spent his whole life seeking to love God with all of himself, no matter what the cost. He even was willing to die upside on a cross rather than denying that Jesus was the Son of God, he loved God so much.
6. What can this craft help us remember?
God's Holy Spirit works powerfully inside His people, helping them to love God with all of themselves, even when it is very, very hard. He can work in us, too, if we turn away from our sins and trust in Jesus as our own Savior.

TAKING IT TO OTHERS**Craft Presentation****Instructions:**

Have children hold up your model craft/their crafts. Choose five children (or you say) the five sections below to explain the craft's importance.

Presentation:

1. Our craft is: Upside Down on a Cross.
2. In Rome, Peter chose to die upside on a cross, because he didn't think he deserved the honor of dying the same way as Jesus did.
3. Bible Truth 2 is: God's People Love Him with All of Themselves.
4. After Jesus rose from the dead, Peter spent his whole life seeking to love God with all of himself, no matter what the cost. He even was willing to die upside on a cross rather than denying that Jesus was the Son of God, he loved God so much.
5. Our craft can help us remember that God's Holy Spirit works powerfully inside His people, helping them to love God with all of themselves, even when it is very, very hard. He can work in us, too, if we turn away from our sins and trust in Jesus as our own Savior.

Note: Even non-readers can participate in presenting the craft, if you will whisper what they are to say in their ear and let them say it aloud for the others to hear.

BEFORE CLASS:**1. PICK YOUR PERSON**

VIPPs can be anyone in your church! Typically, they fall into 6 categories: Church staff, Elders, Deacons/deaconesses, Special Volunteers (people who aren't paid, but spend a lot of time helping out in particular ways), Supported Workers (aka missionaries), and Church Members.

2. GATHER YOUR FACTS

Use the VIPP Information Sheet to write down the facts about your VIPP. The information on this worksheet is used in the VIPP activities, listed in the "Choose an Activity" section below.

DURING THE ACTIVITY:**1. INTRODUCE YOUR VIPP**

Introduce your VIPP to the children, using the VIPP Information Sheet. Fill in a set of VIPP Clue Cards with the information for your VIPP. If desired, you can even have the actual person come into class for the children to meet.

Need help describing what someone does for the church in a kid-friendly way? Check out the list of common VIPPs on the Praise Factory website in the PFI resources. There are lots of kid-friendly descriptions for common VIPP's, such as pastors, elders, deacons and a lot more.

2. PRAY!

Lead the children in praying for the VIPP. Ask the children if they would like to pray for one of the VIPPs prayer requests. Even non-readers can pray for the VIPP if you whisper the prayer request in their ear, then let them say it aloud. Never force a child to pray!

3. CHOOSE AN ACTIVITY

There are two activities you can use to help the children learn about the VIPP:

VIPP Clue Cards: These are nine coloring sheets in which children fill in the nine things they learn about the VIPP from the VIPP Information Sheet. Photocopy a set of each child. Use as few or as many of these Clue Cards as you desire. They are found in the back of this book.

VIPP Game: This is a game that uses a set of Clue Cards for one or two VIPPs.

Choose a VIPP and fill in his/her information on the VIPP Information Sheet. Fill in a set of VIPP Clue Cards with the information for your VIPP. Tell the children about the VIPP, having them fill in the VIPP Clue Cards with the key facts as they learn them. Write any words the children need to write on a white-board or other piece of paper so they can see how to spell them. Help younger children write these words on their clue cards. Ideas for how to tell the children about many common VIPPs are listed at praisefactory.org with the resources for this Bible Truth.

Optional TAKING IT TO OTHERS Activity: Introduce and Pray for the VIPP

If you are presenting the VIPP to other children or parents you can assign children to hold up the 10 clue cards and say what each card tells about the VIPP. (Or, you can have the children hold them up as you tell what each one means.) Then lead the children in praying for the VIPP.

Game: Hit the Wall

Materials

Information Sheet for one VIPP

2 Set of Clue Cards

8 8.5" x 11" Manilla Envelopes

Nerf Ball or other soft ball for indoor use

Preparing the Game

1. Fill in one set of clue sheets for the VIPP you are using.
2. Tape the other (blank) set of Clue Cards to the outside of the manilla envelopes.
3. Put the filled-in clue cards in the corresponding envelope.
4. Tape the envelopes to the wall.

Playing the Game

Reveal: Tell the children about the VIPP, showing them your filled-in clue cards as you tell about them.

Review: Have the children take turns trying to hit an envelope with the ball. The teacher (or the child) tells the Clue Card category. The other children try to remember what the VIPP's answer was. Open it up and see if they got it right. If they did, the Clue Card is retired. If not, it can be added back into the Clue Cards to be aimed at.

VIPP INFORMATION SHEET

VIPP NAME:

WHAT VIPP LOOKS LIKE

Man or Woman? _____

Hair color? _____

Eye color? _____

FAVORITE ANIMAL

FAVORITE FOOD

FAVORITE FREE TIME ACTIVITY

WHAT VIPP DOES DURING WEEK

VIPP GROUP OF SERVICE:

Church Member

Deacon

Elder

Church Staff

Special Volunteer

Supported Worker
(Missionary)

3 WAYS VIPP SERVES CHURCH

**3 WAYS TO PRAY FOR
THE VIPP**

BIBLE TRUTH 2, LESSON 2: PLANNER/OVERVIEW

GETTING STARTED: Welcome and Opening Songs (*introduce unit and get kids moving with these songs*)

Welcome to Praise Factory: PFI: Praise Factory Investigators Theme Song *PFI ESV Songs 12 CD, Track 1*

Rules to Help Us Worship God and Love Others: WoGoLOA Classroom Rules Song
PFI ESV Songs 12 CD, Track 2

Big Question Under Investigation: Big Question 12 Songs *PFI ESV Songs 12 CD, Tracks 3,4*

Big Question Bible Verse: Ephesians 5:1-2 Song: *PFI ESV Songs 12, Track 5*
Extra Bible Verse Song: Let Everyone Who Names the Name: 2 Timothy 2:19,22, ESV PFI ESV Songs 12, Track 6

DIGGING DEEP DOWN: Key Concept and Story (*introduce the Bible Truth and tell the related story*)

Bible Truth 2: God's People Love Him with All of Themselves

Bible Truth Hymn: When I Survey the Wondrous Cross, v.4 *PFI ESV Songs 12, Track 9*

Bible Verse: Deuteronomy 6:4-5

Bible Verse Song: Hear, O Hear *PFI ESV Songs 12, Track 10*

Lesson 2 Story of the Saints: The Case of the Lively-Learning Lad

TAKING ACTION: Response Activities (*choose from among these activities*)

Snack and Discussion Planner: Animal Friends and Indian Food

ACTS Prayer: Prayer Sheet

Bible Truth Review: Discussion Questions and Game: Squirrel and Nut

Bible Truth Hymn: When I Survey the Wondrous Cross, v.4 *PFI ESV Songs 12, Track 9*
Song, Sign Language and Song Game: Sign It, Say It, What Does It Mean? **PFI ESV SONGS 12 BOOK or ONLINE**

Bible Verse Review: Deuteronomy 6:4-5 Discussion Sheet and Game: Protectors

Bible Verse Song: Hear, O Hear Deuteronomy 6:4-5 *PFI ESV Songs 12, Track 10*
Song, Sign Language and Song Game: Pass the Secret Sign **PFI ESV SONGS 12 BOOK or ONLINE**

Story Review: Discussion Questions and Game: Stepping Stones

Case Replay, Jr: Drama Activity for Youngest Children (children do same story actions together)

Case Replay, Sr: Drama Activity for Most Children (children re-tell story with individual parts)

Craft: William Uses All His Gifts to Tell Others about Jesus

VIPP (Very Important Prayer Person) Prayer Time: Coloring Sheets (back of book) & Game: Beanbag Toss In

TAKING IT HOME: Take Home Sheet for Review and Family Devotions

PFI Pronto: Bible Truth 2, Lesson 2 **PFI ESV PRONTOS 12 BOOK or ONLINE**

The Case of the Lively-Learning Lad

by Connie

Our story is called:**The Case of the Lively-Learning Lad.****As you listen to the story, see if you can figure out:**

1. Who was the Lively-Learning Lad? How was he lively in his learning?
2. Who did he use his learning for later? What did he want to use it to do?

This story is not in the Bible. It is a true story about William Carey, one of God's people, who grew up in the little village of Paulerspury, England in the 1760's.

Paulerspury was a wonderful place for a boy like William Carey to grow up. He loved nature and the hills, woods and streams around the little village gave William lots to discover. He learned names of all the plants. He scrambled into holes looking for wild animals and insects. He crept up trees after birds. And when he found something, he often it back to his room—alive! He watched them, drew pictures of them, and wrote down what he learned about them.

When William loved something, he tried to love it with all his heart, mind, soul and strength. And when he set his mind to do something, he was determined to do it. One time there was a bird's nest high up a tall chestnut tree that William really wanted. Three times William climbed up the tree to grab it, and three times he fell all the way to the ground without it. And the third time he fell, he broke his leg!

William's leg was bandaged and he was sent to bed for a long time. But even a broken leg wasn't enough to stop William. "I've just got to get that nest!" William thought. So he sneaked out of bed and up that tree again --broken leg and all—and got the nest!

William's mother couldn't believe her eyes when she saw that nest. "William, you don't mean to tell me that you climbed that tree again!" she exclaimed.

"But mother, I just had to get it," When I begin a thing I must go through with it!" William replied.

William was a very quick learner. He did really well in school, especially in learning foreign languages. One day, he decided to learn French. He bought a French book and learned it all in just three weeks!

When he was seventeen and began to learn how to be a cobbler—a man who makes shoes by hand. Soon,

he became best at this, too. The cobbler he worked for even kept a pair of shoes William made to show everyone what a perfect pair of shoes should look. These were just a few of the things William was good at! There seemed to be nothing that William couldn't learn and do better than everyone else!

But there was something that William couldn't do well. It was knowing and loving the Lord. He had never heard the good news of Jesus. And, to make matters worse, he was so full of pride in himself that there was little room for loving God.

But God, in His great mercy, had other plans for William and that heart of his. Another young man named John Warr came to learn to be a cobbler along side William. John knew and loved the God. He shared the good news of Jesus with William.

At first William's proud heart refused to believe. But the Lord kept on working inside him, helping him to confess his pride and trust in Jesus as his Savior.

When William loved something, he tried to love it with all his heart, mind, soul and strength and that how he began to try to love God. "What can I do to know and love God better?" William thought as he worked on shoes. "I can learn the whole Bible; I can even learn to read it in Hebrew and Greek, the languages that it was first written in. That's what I will do!"

And so he did. William studied hard to learn the Bible as well as Hebrew and Greek. He shared what he learned his cobbler boss and all shoe customers so they could also know and love God more.

This made William happy, but soon even this wasn't enough. William wanted to do more to love God and help others love Him, too.

"It is not enough to just be a cobbler and help others

Story-telling Tips**Ahead of time:**

1. Read the Bible verses and story. Pray!
2. Create story cue cards on index cards (or highlight text).
3. Practice telling story dramatically, timing your presentation. Shorten, if necessary to fit your allotted time.
4. Decorate area with story props that help bring your story alive.

During your presentation:

1. Maintain as much eye contact as possible as you tell the story. Point to/use props at important points in the story. Include the kids in your story with a few questions about what they think will happen or words/concepts that might be new to them.
2. Watch the kids for signs that their attention span has been reached. Shorten, if necessary.

learn about God in little bits here and there, “William decided. “I want to be a preacher so I can study God’s Word and help others love God all the time.”

So William became a preacher; and, just as he hoped, many began to come to his little church and their lives were changed as they heard the Word of God.

But even being a preacher in England didn’t satisfy William. “It’s not enough to just preach to people here in England,” he decided. “There are lots of other good preachers here to teach people how to know and love God. But there are millions of people in other parts of the world who live and die without ever hearing about Jesus. They need to know and love Him, too. Jesus told us to go into all the world and tell them about Him. Isn’t that command for me, too?” William thought.

So William gathered a group of men and women to pray and think about how to reach all those other peoples who didn’t know about Jesus, especially the people in India.

“We want you, your family and your friend Dr. Thomas to go to India, William” the others told him. “We will send you out with our prayers and with money.”

William, his family and Dr. Thomas agreed. They set sail and five months later arrived in Calcutta, India. As they walked the streets of the huge city, they were so upset with what they saw. There were so many starving people! There were so many idols! And oh, some of the terrible things people thought they needed to do to please these gods! Some men thought they should lay on beds of nails, walk on fiery hot coals, or at the sun until they lost their sight for these gods. Some people even threw their babies into the Ganges River as sacrifices, hoping that all these things would please them. Still others believed women should be put to death with their dead husbands to go serve them in the next world.

Oh, how these people needed to hear about the Lord, the one, true God, and of the salvation He offered them through Jesus! Oh, how they needed a Bible in their languages so they could learn about Him, themselves!

“This is horrible! Something must be done! What can we do to help them?” William and the others exclaimed. William loved God with all his heart, mind, soul, and strength. He would use everything God had given him

to help these people live better lives and to bring them the good news of Jesus, so they might know and love God, too.

So William used all he learned about nature to teach the Indian people to grow better crops. He built a paper factory to make paper, and a printing company to print books—especially Bibles. He used all his mind to learn forty different languages of India and write the Bible so that people could read it in their own language.

Before William died, more than 200,000 Bibles had been printed and given out to the people. He built schools so that the people could learn how to read and be able to read the Bible on their own. He helped set up the first trains in India so that people could travel all over India and tell others about Jesus more easily. He even helped pass laws to stop babies being sacrificed to idols and women being put to death along with their dead husbands.

William Carey loved God with all his heart, mind, soul, and strength and shared that love with the people of India forty-one years. Because of him, many, many people came to hear about this wonderful God of William’s and turned to know and love Him, themselves.

Cracking the Case:

It’s time to answer our Case Questions.

1. Who was the Lively-Learning Lad? How was he lively in his learning?

William Carey. He was a very quick learner. He loved to learn about everything, especially animals and languages.

2. Who did he use his learning for later? What did he want to use it to do? William later used his gifts as a quick learner for the Lord’s work. He wanted to love the Lord with everything he did. He learned the Bible, languages and many other things. He went to India and used all his gifts to love God. He told the people about Jesus. He wrote down the Bible in their language. He helped do good things for the people that would make their lives better and give them more chances to turn to Jesus to be saved.

Something for You and Me**Special Words:****Our Bible Truth is:****God's People Love Him with All of Themselves****Our Bible Verse is: Deuteronomy 6:4-5**

"Hear, O Israel: The LORD our God, the LORD is one. You shall love the LORD your God with all your heart and with all your soul and with all your might."

William Carey tried to love God with all of himself. He understood what an incredible gift God gave His people by giving up His Son as the sacrifice to pay for their sins. He wanted to use his whole life to love the Lord and say thank you for what He had done.

William Carey is most famous for saying, "Expect great things from God. Attempt great things for God." That means, have faith in our powerful God to do mighty things and show your love for God by trying to do great things for Him.

What about you and me? What can we do to know and love God more? What can we do to help others know and love God more? Perhaps we are not as smart or able to do so many things as William Carey was. But, if we think each day about loving God with all our heart, mind, soul and strength like William Carey did, the Lord will use us to do the great things He has planned for us to do. Let's praise this great God who is worthy of all our love. Let's ask Him to work in our hearts and help us to turn away from our sins and trust in Jesus as our Savior. Let's ask Him to help us love Him with all of ourselves and even to attempt great things for Him.

Close in prayer.

Closing ACTS Prayer

A God, we praise You for being the Changer of Your people's hearts so that they are filled with love for You and want to give their whole lives to serve You, even in very hard places.

C God, we confess that even though we have heard the good news of Jesus, we often do not seek to love You with all of ourselves like William Carey did.

T God, we thank You for Your Holy Spirit that You put in Your people's hearts to give them love for You.

S God, work in our hearts. Help us to turn away from our sins and trust Jesus as our own Savior. Fill our hearts with Your Holy Spirit, that we might love You with all of ourselves.

Cobbler: A man who makes shoes by hand.

ACTS PRAYER ACTIVITY

Use this sheet to write down your ACTS Prayer

Instructions:

Use this sheet to help the children apply the Bible Truth into a prayer. You can use the ACTS provided or even better, have the kids think of their own applications. Also have the children add their personal requests to the prayer, too. Lead the children in the prayer or let them pray sections, with your help. Never force a child to pray! Non-readers can participate by you whispering a section of the prayer into their ear and allowing them to pray it aloud for the group.

ADORATION:

God, we praise You for being completely worthy of all our love.

God, we praise You for being.....

Add your own Adorations:

CONFESSION:

God, we confess that many times we do not love You as You deserve. Too many times, we love other things more than You, even though You deserve all of our love. We need a Savior to save us from our sins! We need Your Spirit to work in our hearts!

God, we have sinned against You....

Add your own Confessions:

THANKSGIVING:

Thank You, God for all showing how great Your love for sinful people by sending Jesus to be the Savior of all those who would ever turn from their sins and trust in Him as their own Savior. Thank You for sending Your Holy Spirit to help us to love You most of all.

God, we thank You for...

Add your own Thanksgivings:

SUPPLICATION:

God, work in our hearts! Send Your Holy Spirit to live inside of us. Help us turn away from our sins and trust in Him as our Savior. Help us to love You most of all, in our hearts and in our lives.

God, we need Your help...

Add your own Supplication:

SNEAKY SNACK

Can you figure out how this snack relates to the story?

Snack: Animal Friends and Indian Food

Animal Cracker "Animals" with a Celery stalk tree Or Simple Indian food such as Afghan or pita bread (like naan bread) with chutney (or mangoes) and rice with a little curry added for flavor.

This is only a suggestion. Feel free to modify. Be mindful of allergy issues among your children!

Case Tie-in: William was very smart. As a boy, he used his quick mind to learn languages and all about animals. Later, after he became a Christian, he went to India. He used his smartness to tell the people about Jesus and care for their needs.

SOUL FOOD

Food for thought during snack time

1. What does the snack have to do with the story?

Choose a few questions from the other activity discussion sheets to talk about during this snack time.

2.

3.

4.

5.

6.

7.

Directions: Read and discuss Bible Truth, using a FEW of the questions. Play game. Feel free to modify the game to fit your children.

God's People Love Him with All of Themselves

God calls His people to love Him with all their heart, mind, soul and strength-- and, oh, they want to do this! Why wouldn't they? Didn't God love them before they loved Him? Didn't He freely give His own Son as the sacrifice for their sins? And doesn't He promise to always love them and do what is best for them? Why wouldn't they want to love God most of all, in everything they do?

But loving God and living for Him is not something God's people will ever do perfectly here on earth. Yes, their sins have all been forgiven by God and they will be God's people forever, but they still struggle with sin. Their hearts are still tempted to love other things. Their lives show that they still want to live for themselves. It will be this way until they go to live with God in heaven. There, God will make them perfect; and at last, they will live and love perfectly.

Until then, God's Holy Spirit lives in their hearts and helps them love God more and more. He grows love in their hearts for God and His good ways. He works in their minds to understand God better and to delight in His ways. He gives them strength to act out their love for God and fulfill His good plans in all that they do.

God's people are grateful to God for helping them live for Him now, but they look forward to the day when they go to heaven and will truly love Him with all of themselves.

Understanding the Bible Truth

1. How does God call His people to love Him? *He calls them to love Him most of all--with all of their heart, mind, soul and strength.*
2. Why do God's people want to do this? *Because of how God has loved them.*
3. How did God show how much He loved His people? *He freely gave His own Son as the sacrifice for their sins.*
4. Why did God love His people this way? *Not because they deserved it. They were all sinners. He did it because He loved them and to bring glory to His name (so we could see and delight in who God is.)*
5. Why did God's people need Jesus to be sacrificed for their sins? *Because they were sinners and could never pay for their sins themselves. Only the sacrifice of a perfect life, like what Jesus lived, could be the payment for sins.*
6. Why does God's gift of His Son for them cause God's people to want to love Him in response with all their heart, mind, soul and strength? *Because they love Him and they are so grateful that He would be so merciful to them and be willing to make such a huge sacrifice for them. They know His love is the most wonderful thing of all. They want to love Him completely because this is the best way to live.*
7. Why is there nothing that will ever be enough to show God how much God's people love Him? *Because His gift to them is so wonderful, so huge.*
8. Will God's people ever be able to love Him with all of themselves here on earth? Why or why not? *No, they will not. Because they are still sinners.*
9. Who helps God's people love God more? *The Holy Spirit working in their hearts.*
10. Where will God's people finally love God with all of themselves? *In heaven.*

Bible Verse Connection Question

1. What does our Bible Truth have to do with our **Bible Verse: Deuteronomy 6:4-5**: "Hear, O Israel: The LORD our God, the LORD is one. You shall love the LORD your God with all your heart and with all your soul and with all your might."?

This verse reminds us that God wants His people to love Him most of all: with all of their heart, soul and strength. That is loving Him with all of themselves.

Bible Truth Story Connection Questions

1. How did William Carey respond with his life, to all that God had done for him in Christ? *He studied the Bible hard, even learned Greek & Hebrew. He became a pastor to tell others about Jesus; he went to India and did all sorts of things to help the Indian know and love God. He loved God so much, that nothing was too much to do for Him.*

Life Application Questions

1. What can God's people do today that shows their grateful love to God for what He has done through Jesus? *They can seek to obey Him and love Him in everything they do. (Add specific examples)*
2. How can we become God's people? *By turning away from our sins and trusting in Jesus as our Savior.*

ACTS Questions

1. What is something we can praise God for because of this Bible Truth?
Praise God for being completely worthy of all our love.
2. What are sins we can confess to God because of this Bible Truth?
Confess that many times we do not love Him or live for Him as we should.
3. What is something we can thank God for because of this Bible Truth?
Thank God for all showing how great His love for by sending Jesus to be the Savior of all those who would ever turn from their sins and sinful people trust in Him as their own Savior.
4. What is something we can ask God for because of this Bible Truth?
We can ask God to work in our hearts that we would want to confess our sins, turn away from disobeying Him and trust in this wonderful Jesus as our own Savior. Ask God to help us love Him and live for Him more and more each day

Gospel Question

1. We are all born sinners. None of us love God as He created us to. What hope is there for sinners like us?
God is the good Creator and King of the world. He made people to worship Him and live by His good laws. But we are all sinners who have rebelled against Him. We all deserve death--God's just, eternal punishment for our sins. How terrible! But God has good news for us. In His great mercy, God sent His Son Jesus to earth to save sinners. Yes, Jesus, the perfect Son of God, left His home in heaven and became a man. He lived the perfect life that pleases God. (He's the only one who has ever done that!) He offered it up to God His Father as the perfect sacrifice for sins when He suffered and died on the cross. Then, on the third day, Jesus rose from the dead in victory. He had fully paid for the sins of God's people, so they wouldn't have to! Now all who turn away from their sins and trust in Jesus as their Savior will receive forgiveness of sins and eternal life with God. They will be His very own special people who will know Him and enjoy Him forever. We can be God's people, too, if we turn from our sins and trust in Jesus as our own Savior.

Game: Squirrel and Nut

Materials

Marble

Chairs

Bible Truth Questions

Preparing the Game

1. Choose 20+ questions for your game from the Bible Truth Discussion Questions, or make up your own.
2. Write the Bible Truth questions on small thin strips of paper (or make a photocopy of the Bible Truth Discussion Questions and simply cut them into strips) and put them in the bag/bowl.

Playing the Game

Have children seated in chairs in a circle, with their heads down and their eyes closed. "It" is in the middle and is holding the marble. He walks around quietly and chooses someone's lap to drop the marble into. The person who receives the marble jumps up and chases "It" around the circle and tries to tag "It" before "It" gets to the chair and sits down. Either the tagged old "It" or the new "It" gets to choose a question from the bag for the class to answer. Play continues after the question is answered. Be careful about running on slick floors! You may want to ask the children to walking rapidly instead.

Game continues as number of questions, time, and attention span allow.

Optional TAKING IT TO OTHERS Activity: Quiz Questions

Have the children choose a few of the questions from the game to ask the parents/other children during TAKING IT TO OTHERS time. Help pre-readers by whispering the question in their ear and letting them ask it aloud to the parents/other children. Make sure you read the Bible verse aloud before you ask your questions.

Directions:

1. Write words to song in large print before class.
2. Play the song for the children, helping them follow along on the song sheet.
3. Discuss the song, using a few questions from the discussion sheet. *Don't use them all!*
4. Introduce sign language for key words of your choice from sign language sheet for your song. Use as few or as many as you think the children can learn.
5. Sing and sign the song. Sign language as well as large format lyrics and sheet music are found in the PFI Unit Songbook or online.
6. If desired, play the Song Game.

Optional TAKING IT TO OTHERS Activity: Presenting and Singing the Song

1. Sing and sign the song, encouraging the watching children/parents to join in.
2. Ask the class some of the questions listed below. The Bible Truth Connection Question is particularly good to help them understand how the song ties in with the Bible Truth.

When I Survey the Wondrous Cross

Verse 4

Were the whole realm of nature mine,
That were a present far too small;
Love so amazing, so divine,
Demands my soul, my life, my all.

Listen to it on PFI ESV Songs 12, Track 9

Understanding the Song

1. What does "realm of nature" mean? *All of the nature, the whole world.*
2. What is "a present far too small"? *All of nature, the whole world.*
3. Who is this too small of a present for? *The Lord.*
4. Why is the whole world too small of a present for the Lord? *Because of God's amazing love shown to His people through Jesus.*
5. What does divine mean? *Something that God is or does.*
6. What is so amazing and so divine about God's love? *It is amazing that He would choose to give up His own Son, Jesus, to take the punishment for the sins of His sinful, rebellious, undeserving people. It is divine love because only Jesus, the Son of God, could offer that kind of sacrifice for sins; and because only God is truly good enough to even think about doing such a thing for sinful people.*
7. What does this amazing, divine love demand (deserve) that is even better than all of nature as a present? *To love God with your "soul, life and all."*

Bible Truth Connection Question

1. How does this song relate to our Bible Truth: **God's People Love Him with All of Themselves?**

When God's people think about what Jesus did for them on the cross, they want to respond back with grateful, loving lives that love God with all their heart, mind, soul, and strength.

Story Connection Question

1. How does this song relate to the story? *When William Carey became a Christian, God gave him such a strong desire to love Him with all his heart, mind, soul and strength that he studied the Bible many hours, told other people about Jesus, became a pastor, and even went overseas to India to tell the Indians about Jesus. He did many, many different things for the Indian people so that they could live better lives and have a chance to read and hear, know and love the Lord with all their heart, mind, soul, and strength.*

Bible Connection Question

1. What does this hymn have to do with our Bible Verse: **Deuteronomy 6:4-5**: "Hear, O Israel: The LORD our God, the LORD is one. Love the LORD our God with all your heart and with all your soul and with all your strength." *God calls His people to love Him with all their heart, soul and strength. God's people want to do this. Not just because they know that the LORD is God, but also because they think about how God sent Jesus to suffer and die on the cross to save them and make them His people. They want to love God with all of themselves because of all He has done for them!*

Life Application Questions

1. How can God's people be affected by the message of this song? *They can praise God for sending His Son Jesus to be the perfect sacrifice for their sins. They can ask God to send the Holy Spirit to work in their hearts to help them love Him with all our heart, mind, soul and strength. They can remember each day to ask themselves: "How can I live to show love to God today?"*
2. How can we become God's people? *By turning away from our sins and trusting in Jesus as our Savior.*

ACTS Questions

1. What is something we can praise God for from this hymn?
Praise God for being worthy of giving us giving our whole lives, our "all" for Him.
2. What are sins we can confess to God from this hymn?
That many times we don't marvel at how great God's love is. We don't think much about how Jesus suffered and died, taking God's people's punishment, so that they could be saved. We do not want to give Him our "all", but only what we think will be good for us or easy for us to give. We deserve God's punishment! We need a Savior!
3. What is something we can thank God for from this hymn?
We can thank God His glorious love that would send Jesus to save His people by suffering and dying on the cross.
4. What is something we can ask God for from this hymn?
That God would work in our hearts that we confess our sins, might turn from our sins and trust Jesus as our Savior. We can ask Him to help us to come to Him and be forgiven. We can ask Him to help us wonder at His glorious love shown through Jesus. We can ask Him to send the Holy Spirit to work in our hearts, helping us to give our whole lives, our "all" for Him.

Gospel Question

1. God's people marvel at God's love shown to them through Jesus? What is this amazing good news of God's love? What is the gospel?
God is the good Creator and King of the world. He made people to worship Him and live by His good laws. But we are all sinners who've rebelled against Him. We all deserve death--God's just, eternal punishment for our sins. How terrible! But God has good news for us. In His great mercy, God sent His Son, Jesus to earth as a man to save sinners. He lived the perfect life that pleases God. (He's the only one who's ever done that!) He offered it up to God His Father as the perfect sacrifice for sins when He suffered and died on the cross. Then, on the third day, Jesus rose from the dead in victory. He had fully paid for the sins of God's people, so they wouldn't have to! Now all who turn away from their sins and trust in Jesus as their Savior will receive forgiveness of sins and eternal life with God. They will be His very own special people who will know Him and enjoy Him forever. We can be God's people, too, if we turn from our sins and trust in Jesus as our own Savior.

Song Game: Sign It, Say It, What Does It Mean?

Materials

Sign Language signs used in song, particularly choose words with important meanings you want the children to learn, such as “grace”, “redeem”, etc.

Bag or bowl

Preparing the Game

1. Cut out signs and put in bowl.

Playing the Game

1. Practice the song and signs until the children know them well. Then put all the signs we’ve learned in this bag/ bowl and mix them up.
2. Ask one of the children to choose a sign, but not show it to anyone...but you, if they need some help.
3. Ask the child to do the sign for the rest of the children and see if the other children can guess which one it is. Do the sign with the child, if desired.
4. When the children guess the sign, ask them the meaning of the word. If no one guesses the sign, put it back in the bowl to be picked again.
5. Choose another child to pick a new sign from the bag and continue.

NOTE: You might want to sing the song after you do each word or couple of words.

Game continues as number of questions, time, and attention span allow.

choose a FEW questions for discussion, then choose the game and/or music activity

Meditation Version: Deuteronomy 6:4-5

"Hear, O Israel: The LORD our God, the LORD is one. You shall love the LORD your God with all your heart and with all your soul and with all your might."

Alternate Memory/Games Version: Deuteronomy 6:5

"You shall love the LORD your God with all your heart and with all your soul and with all your might."

Understanding the Bible Verse

1. What did the LORD want Israel to do? *To hear.*
2. Who is Israel? *There are three answers to this question. Israel is the name of grandson of Abraham. God called the nation of people who were children, grandchildren, etc. of Israel, after him. They were to be His special people to obey Him and through whom the Savior Jesus would come one day. After Jesus came, Christians were called the New or True Israel because they are God's special people, to obey Him and saved through Him. Most of the old Israel rejected Jesus.*
3. Why is the name "LORD" written in all capital letters? *Because it stands for the special name of God, Yahweh, that the Israelites thought was too special to say aloud or even write down. They would just write "LORD" instead.*
4. What does it mean that the "LORD is one?" *He is the only true God.*
5. How was Israel to love the LORD? *With all their heart, soul and might.*
6. Who today should love the LORD like this? *All people, but especially all Christians, since they are the New Israel.*
7. What is a soul? *A spirit is the invisible part of us that thinks, feels, loves and knows God.*
8. What is the difference between heart and soul? *None. It is written twice for emphasis.*

Bible Truth Connection Question

1. What does this verse have to do with the **Bible Truth: God's People Love God with All of Themselves?** *This verse reminds us that God wants His people to love Him most of all: with all of their heart, soul and might.*

Story Connection Questions

1. What does the verse have to do with our story? *William sought to love God with all his heart, soul and strength. He gave his whole life to telling others the good news of Jesus that they might be saved and come to love Him with all of themselves, too.*

Life Application Questions

1. Who must help God's people to love God with all their heart, soul and might? *God's Holy Spirit.*
2. How can we have the Holy Spirit live in our hearts to help us love God more and more? *By turning from our sins and trusting in Jesus as our own Savior. When we do, God sends His Holy Spirit to live in our hearts and give us more love for God.*
3. How can God's people love God today with all their heart, mind, soul and might? *Obey God, no matter what. Ask Him to give them more of the Holy Spirit to help them love God and live for Him in this way.*

ACTS Questions

1. What is something we can praise God for from this Bible Verse? *Praise God for being worthy of all our love.*
2. What are sins we can confess to God from this Bible Verse? *That we are all sinners. who do not love God with all our heart, soul and strength. We choose to love other things. We choose to love ourselves, more than God. We deserve God's punishment! We need a Savior!*
3. What is something we can thank God for from this Bible Verse? *We can thank God for sending the Holy Spirit to work in the hearts of all who turn from their sins and trust in Jesus as their own Savior. He gives God's people more love for God.*
4. What is something we can ask God for from this Bible Verse? *We can ask God to work in our hearts that we would want to confess our sins, turn away from disobeying Him and trust in this wonderful Jesus as our own Savior. We can ask Him to send the Holy Spirit to grow our love for God.*

The Gospel

1. Why don't we love God as we should? What happened to all people? How can we be changed? What is the good news of Jesus? What is the gospel?

God is the good Creator and King of the world. He made people to worship Him and live by His good laws. But we are all sinners who have rebelled against Him. We all deserve death--God's just, eternal punishment for our sins. How terrible! But God has good news for us. In His great mercy, God sent His Son Jesus to earth to save sinners. Yes, Jesus, the perfect Son of God, left His home in heaven and became a man. He lived the perfect life that pleases God. (He's the only one who has ever done that!) He offered it up to God His Father as the perfect sacrifice for sins when He suffered and died on the cross. Then, on the third day, Jesus rose from the dead in victory. He had fully paid for the sins of God's people, so they wouldn't have to! Now all who turn away from their sins and trust in Jesus as their Savior will receive forgiveness of sins and eternal life with God. They will be His very own special people who will know Him and enjoy Him forever. We can be God's people, too, if we turn from our sins and trust in Jesus as our own Savior.

Game: Protectors

Materials

Bible verse written up in large print so that all can see
 One paper cup for each student
 2 manila folders or 4 empty paper towel tube
 Masking tape
 Foam or other soft-surfaced balls, ideally one for every child.

Team A Invaders (rest of team)

X X X X X Team A Cups

Team A Protectors (1 or 2 children)

Team B Protectors (1 or 2 children)

X X X X X Team B Cups

Team B Invaders (rest of team)

Preparing the Game

1. Use the masking tape to make X's to show placement for each team's cups.
2. Cut manila folder along seam into 2 sheets. Roll up each sheet along the short side and tape seam.

Learning the Verse

Some or all of your children may be non- or early readers. Teach the verse in sections, having them say it after you. Repeat a few times. Add clapping or other movement as they say it.

Directions

1. If desired, lead the children in a discussion of a **FEW** of the most important questions before beginning game.
2. Explain the game to them as follows:

Divide the children into two teams. Have the children on both teams set up their cups on the X's. Designate one or two children from each team to be the "Protectors" for their team's cups. These children will stand in front of their team's cups and ward off invading balls that the other team is ROLLING (not throwing) to knock down their cups. Arm each protector with one or two of the manila envelope/paper towel tubes. Have all the other of Team A and B stand back behind their team's cups. Give them the foam balls to ROLL at the other team's cups. Play begins as everyone says the verse together. When you say "go" both teams begin rolling and protecting the cups until you tell them to stop, gathering up the balls and rolling them back at the other team's cup when they come their direction. Allow 30 seconds or a 1 minute for each round. Maybe longer if the protectors are particularly good or the invaders are particularly unsuccessful at knocking down the cups. The number of cups knocked down are the number of points each team gets for the round. If desired, you can have each team say the verse to earn the points. Otherwise, set up the cups again, designate new protectors and have everyone say the verse. When you say "go", children begin Round 2 of rolling and protecting.

Game continues as time and attention span allow.

Non-competitive Option

This game is difficult to do completely non-competitively. You can choose to not keep track of points.

Optional **TAKING IT TO OTHERS** Activity: Quiz Questions

Have the children choose a few of the questions from the game to ask the parents/other children during **TAKING IT TO OTHERS** time. Help pre-readers by whispering the question in their ear and letting them ask it aloud to the parents/other children. Make sure you read the Bible verse aloud before you ask your questions.

Directions:

1. Write words to song in large print before class.
2. Play the song for the children, helping them follow along on the song sheet.
3. Discuss the song, using a few questions from the discussion sheet. *Don't use them all!*
4. Introduce sign language for key words of your choice from sign language sheet for your song. Use as few or as many as you think the children can learn.
5. Sing and sign the song. Sign language as well as large format lyrics and sheet music are found in the PFI Unit Songbook or online.
6. If desired, play the Song Game.

Optional TAKING IT TO OTHERS Activity: Presenting and Singing the Song

1. Sing and sign the song, encouraging the watching children/parents to join in.
2. Ask the class some of the questions listed below. The Bible Truth Connection Question is particularly good to help them understand how the verse ties in with the Bible Truth.

Hear, O Hear

Hear, O hear, O Israel,
 Hear, O hear, O Israel,
 The LORD your God, the LORD is one.
 You shall love the LORD your God with all your heart,
 You shall love the LORD your God with all your soul,
 You shall love the LORD your God with all your might.
 Deuteronomy Six, four through five.

Listen to it on PFI ESV Songs 12, Track 10

Song Game: Pass the Secret Sign**Materials**

Sign Language signs used in song, particularly choose words with important meanings you want the children to learn, such as "grace", "redeem", etc.

Bag or bowl

Blindfold

Preparing the Game

1. Cut out signs and put in bowl.

Playing the Game

1. Practice the song and signs until the children know them well.
2. Have all the children stand in a tight circle, except one, "It," who will stand in the middle of the circle, blindfolded.
3. Have the children in the circle to put their hands behind their backs. Choose a sign from the bag and hand to a child in the circle, still keeping hands behind their backs, not looking at the sign.
4. When "It" says "Pass the Secret Sign", the children will begin to pass the sign around behind their backs.
5. When "It" says "Stop the Passing!" the child who has the sign freezes with the sign behind his back.
6. The child with the sign brings it around and looks at it. You can help the child practice the sign.
7. Then take the blindfold off of "It", watch the child with the card do the sign, then have "It" guess the name of the sign. (If desired, "It" can ask another child in the circle for help with their guess.)
8. The holder of the sign then becomes "It." Sing the song with all the signs, then repeat.

Directions: Read and discuss Bible Truth, using a FEW of the questions. Play game. Feel free to modify the game to fit your children.

General Story Questions

1. What did William love most of all as a boy? *Nature: plants, wild animals and birds.*
2. Why did William climb the tree with a broken leg? *He wanted a bird's nest that was up in the tree.*
3. What was William good at? *Just about everything, especially learning foreign languages and making shoes.*
4. Why was William proud? *Because he was so good and so many things.*
5. Who did William not love as a boy? *The Lord.*
6. What did the Lord do in William's heart so he could believe about Jesus? *Lord began to work in it and gave him a humble heart that confessed his sinful pride and turned to trust in Jesus.*
7. What did William do first when he became a Christian? *He kept working as a cobbler, but began to study the Bible, Hebrew and Greek a lot. He taught what he learned to others in the cobbler's shop.*
8. What languages did William learn and why? *Forty different languages including Hebrew and Greek so that he could translate the Bible into the peoples' own language.*
9. Why did William stop being a cobbler? *He wanted to spend all his time doing more things to help other people know and love God.*
10. Why did William stop being a pastor? *Because he wanted to tell people in others parts of the world about Jesus, who had never heard of Him and had no Bible in their own languages.*
11. What did William and the others see in India that horrified them? *So many starving people and so many idols. People doing terrible things that they thought pleased the idols. So few people who knew the good news of Jesus or had a Bible to read in their own language.*
12. What did William want to do to help the Indian's poor way of life? Why was that important if they were to hear the good news of Jesus? *If they died, they would not have a chance to hear and they would die in their sins.*
13. What factories did William build because he wanted the Indians to know about Jesus? *Paper making factory and printing factory.*
14. How did William show that He loved God with all his heart, mind, soul, and strength? *He used all of the gifts God had given him to do the most he could to help others know and love God.*
15. What gifts did William have even as a boy that he used to love God (and others)? *His knowledge of nature; his ability to learn languages. His determination to keep doing something until it was finished.*

Bible Truth Connection Questions

1. What did William do to love God with all of Himself? *William used all that to help others know and love God. In England he studied to learn the Bible well and tell others about God. In India, he used what he had learned to help the people live better lives and be able to hear about Jesus. He used what he knew about nature to teach the people to grow better crops. He built a paper factory to make paper, and a printing company to print books—especially Bibles. He used all his mind to learn 40 different languages of India and write the Bible so that people could read it in their own language. Before he died more than 200,000 Bible had been printed and given out to the people. He built schools so that the people could learn how to read and be able to read the Bible on their own. He helped set up the first trains in India so that people could travel all over India and tell others about Jesus more easily. He even helped pass laws to stop the sacrifices of babies and the burning of women with their dead husbands. William Carey loved God with all his heart, mind, soul, and strength and shared that love with the people of India for 41 years. Because of him, many, many people came to hear about this wonderful God of William's and turned to know and love Him, themselves.*

Bible Verse Connection Question

1. What does the story have to do with our Bible Verse: **Deuteronomy 6:4-5**: "Hear, O Israel: The LORD our God, the LORD is one. You shall love the LORD your God with all your heart and with all your soul and with all your might."? *William sought to love God with all his heart, soul and strength. He gave his whole life to telling others the good news of Jesus that they might be saved and come to love Him with all of themselves, too.*

Life Application Questions

1. Are there still places in the world that need to hear about Jesus? *Yes!*
2. What can God's people do today to tell the people of the world about Jesus? *They can pray for them, give them money to send others to far away places, they can tell people about Jesus right here where they live, and they can go themselves to other places in the world to share the gospel.*
3. How can we become God's people? *By turning away from our sins and trusting in Jesus as our Savior.*

ACTS Questions

1. What is something we can praise God for being that we learned in our story? *Praise God for being the Changer of His people's hearts so that they are filled with love for Him and want to give their whole lives to serve Him, even in very hard places.*
2. What is something we can confess as sin that we learned in our story? *Confess that even though we have heard the good news of Jesus, we often do not seek to love God with all of ourselves like William Carey did.*
3. What is something we can thank God for that we learned in our story? *We can thank God for His Holy Spirit that He puts in His people's hearts to give them love for Him.*
4. What is something we can ask God for that we learned in our story? *We can ask God to work in our hearts, helping us to confess our sins, turn away from them and trust Jesus as our own Savior. We can ask Him fill our hearts with the Holy Spirit, that we might love Him with all of ourselves.*

The Gospel

1. What was the good news of Jesus that William Carey gave his life to tell? What is the gospel??
God is the good Creator and King of the world. He made people to worship Him and live by His good laws. But we are all sinners who have rebelled against Him. We all deserve death--God's just, eternal punishment for our sins. How terrible! But God has good news for us. In His great mercy, God sent His Son Jesus to earth to save sinners. Yes, Jesus, the perfect Son of God, left His home in heaven and became a man. He lived the perfect life that pleases God. (He's the only one who has ever done that!) He offered it up to God His Father as the perfect sacrifice for sins when He suffered and died on the cross. Then, on the third day, Jesus rose from the dead in victory. He had fully paid for the sins of God's people, so they wouldn't have to! Now all who turn away from their sins and trust in Jesus as their Savior will receive forgiveness of sins and eternal life with God. They will be His very own special people who will know Him and enjoy Him forever. We can be God's people, too, if we turn from our sins and trust in Jesus as our own Savior.

Game: Stepping Stones

Materials

10 Carpet Squares or Different Colored Construction Paper
Paper and Marker
Masking Tape
Small paper bag or basket
Story Review Questions
Optional: CD player and music, Game "Pennies" to differentiate the teams

Preparing the Game

1. Choose 20+ questions for your game from the Story Review Discussion Questions, or make up your own.
2. Tape numbers on the carpet squares or make "squares" out of construction paper. Place the squares in random order on the floor, not more than 2 feet apart. (so that they can jump from stone to stone: see diagram) Write the numbers 1-10 on separate, small pieces of paper and place in bag/basket.

Playing the Game

Divide the children into two teams. Tell the children that the players from both Team A and Team B are to jump from "stone to stone" until you call "time." (You could also play the music and they freeze when the music stops.) At that point, everyone is to freeze on their stepping stone. The leader then draws a number out of the bag/basket and then asks a Story Review question to the child/children on that stone. If he/they answer it correctly, he/they each win two points for their team. Play then resumes again.

Game continues as number of questions, time, and attention span allow. The team with the most points at the end wins.

Non-competitive Option

Don't split into teams. Simply play the game, having the children at whatever numbered stone is chosen answer the question.

Optional TAKING IT TO OTHERS Activity: Quiz Questions

Have the children choose a few of the questions from the game to ask the parents/other children during TAKING IT TO OTHERS time. Help pre-readers by whispering the question in their ear and letting them ask it aloud to the parents/other children.

CASE REPLAY ACTIVITIES

Use this guide to review the Case Story and act it out for others to enjoy!

CASE REPLAY, JR: YOUNGEST CHILDREN

Description: The children will act out the story together, everyone doing the same action/sound effect at the same time. This activity is most suitable for kindergarteners.

Materials

The Case RePlay, Jr. script for younger children

Preparation

1. Read through the script and write in the blanks along the side possible actions/sound effects the children could do to act it out.

Instructions

1. Tell the children that they will be re-enacting the story together as you tell it.
2. As you read the script, lead the children in actions/sound effects to do with you.
3. If desired, you can read the script and stop at certain sentences and ask them what a good action/sound effect would be to act out what you just read.
4. Repeat the re-enactment one or two times more.

CASE REPLAY, SR: OLDER CHILDREN

Description: The children act out the story as a three-scene play. You will narrate it using the Case RePlay, Sr. script and they will act it out (no spoken words, for the most part), with each child assuming a different character's role. This activity is most suitable for first grade and up. You will review the story, then practice it a few times before performing it for others.

Materials

The Case RePlay, Sr. script
White board or other large format paper
Costumes and props

Preparation

1. Prepare for the play by choosing costumes and props for each character in the story. Decorate the area with any scenery props.
2. Write the words "Beginning," "Middle," "End" on a large piece of paper/whiteboard with plenty of space under each heading. You will use this paper to help the children think about the story as a three-scene play, as it is presented in the script.

Instructions

1. Tell the children that they will get to act out the story as a three-scene play, with a beginning, middle and end section. Tell them that before they can act it out, they need to think it out. as you narrate it with your script.
2. Take the children's answers as they recount the story, helping them put key incidents in the right order.
3. If desired, when they have filled in their Beginning, Middle, End, read through your whole (real) script, so they hear exactly what you will have them act out.
4. Then tell the children that it's time to practice acting out the story.
5. Assign parts to each child. If you are using costumes, do NOT give them out at this point. They will be a distraction.
6. Have all the children sit on the floor or in chairs on one side of the "stage," then call the characters up in place as their part in the story comes.
7. As you read the script, guide the children in where you want them to move or do to act it out.
8. After going through the whole script once, give out any costumes and props and act out the script once or twice more.

Optional TAKING IT TO OTHERS Activity: Re-enacting the Story

Read the script as the children act out together (younger) or assuming different roles (older) as the other children or the parents watch.

CASE REPLAY, JR--YOUNGER KIDS (KINDERGARTEN) P.2

Welcome to our play! The name of our story is: The Case of the Lively-Learning Lad.

Our story starts out in England in the 1760's.

And now we present: "The Case of the Lively-Learning Lad."

Scene 1:

As a boy, William Carey loved nature more than anything else. He trapped wild animals, insects and birds and kept them up in his room to learn about. One day William climbed a tree three times to get a bird's nest and broke his leg. Even with a broken leg, he climbed up the tree again and got the nest. William was very smart and good at many things. He was especially good at learning languages. He learned a whole book on French in just three weeks! He was even a good cobbler.

Actions:

Scene 2:

William was good at many things, but he was proud. He did not love the Lord. John Warr, another young man learning to be a cobbler, told William about Jesus. God worked in William's heart, helping him humbly confess his sins to God and believe in Jesus as his Savior. William kept working as a cobbler, but he started studying the Bible, Hebrew and Greek to know and love God more. He shared what he learned with his boss and shoe customers. Soon this wasn't enough. He began a pastor at a little church in England so he could spend all his time helping others know and love God more. But when William heard about the people in other countries (especially India) who had no Bibles or anyone to tell them the good news of Jesus, he formed a group of people to make a plan to help them. This group of people sent William, his family, and Mr. Thomas to India. They supported them by praying and sent them money to live on and do their work. They sailed to Calcutta, India.

Scene 3:

When William and the others arrived in Calcutta, they were shocked to see so many starving people and so many idols. They hated the terrible things people did to please these idols. They were so sad that almost no one knew anything about Jesus. William and the others set to work doing things to help the people of India. They built a paper factory, a printing factory, schools and railroads. They taught them how to grow better crops; and helped make laws to stop babies and widows from getting killed. They taught them how to read and William translated the Bible into forty languages so they could read it in their own language. They shared the good news of Jesus with all who would listen. William stayed in India forty-one years. Because he loved God, he used everything he was to love the people of India, that they might come to know and love God, too. He wanted them to be saved.

Bible Truth Tie-In:

The Bible Truth we are learning is: **God's People Love Him with All of Themselves.** When William became a Christian, he loved Jesus with all his heart, mind, soul, and strength and did everything he could to tell others about Him.

CASE REPLAY, SR--OLDER KIDS (1ST GRADE AND UP) P.3

Welcome to our play! The name of our story is called: The Case of the Lively-Learning Lad.

Our story starts out in England in the 1760's.

The characters in our story are: William Carey and his mother; School Teacher; Cobbler; John Warr; Congregation at Church; Men and Women who sent them out; Dr. Thomas; William Carey's family; and, the people of India.

And now we present: "The Case of the Lively-Learning Lad."

Scene 1: (Beginning)

As a boy, William Carey loved nature more than anything else. He trapped wild animals, insects and birds and kept them up in his room to learn about. One day William climbed a tree three times to get a bird's nest and broke his leg. Even with a broken leg, he climbed up the tree again and got the nest. William was very smart and good at many things. He was especially good at learning languages. He learned a whole book on French in just three weeks! He was even a good cobbler.

Scene 2: (Middle)

William was good at many things, but he was proud. He did not love the Lord. John Warr, another young man learning to be a cobbler, told William about Jesus. God worked in William's heart, helping him humbly confess his sins to God and believe in Jesus as his Savior. William kept working as a cobbler, but he started studying the Bible, Hebrew and Greek to know and love God more. He shared what he learned with his boss and shoe customers. Soon this wasn't enough. He began a pastor at a little church in England so he could spend all his time helping others know and love God more. But when William heard about the people in other countries (especially India) who had no Bibles or anyone to tell them the good news of Jesus, he formed a group of people to make a plan to help them. This group of people sent William, his family, and Mr. Thomas to India. They supported them by praying and sent them money to live on and do their work. They sailed to Calcutta, India.

Scene 3: (End)

When William and the others arrived in Calcutta, they were shocked to see so many starving people and so many idols. They hated the terrible things people did to please these idols. They were so sad that almost no one knew anything about Jesus. William and the others set to work doing things to help the people of India. They built a paper factory, a printing factory, schools and railroads. They taught them how to grow better crops; and helped make laws to stop babies and widows from getting killed. They taught them how to read and William translated the Bible into forty languages so they could read it in their own language. They shared the good news of Jesus with all who would listen. William stayed in India forty-one years. Because he loved God, he used everything he was to love the people of India, that they might come to know and love God, too. He wanted them to be saved.

Bible Truth Tie-In:

The Bible Truth we are learning is: **God's People Love Him with All of Themselves.** When William became a Christian, he loved Jesus with all his heart, mind, soul, and strength and did everything he could to tell others about Him.

William Uses All His Gifts to Tell Others about Jesus

Description

The children will make a display with opening picture flaps of gifts God gave William as a boy and how he used them to love God.

Materials

2 pieces of cardstock per child
Template of pictures and the window frame
Scissors
Markers, colored pencils, etc
Glue Sticks

Preparing the Craft

1. Print out each template onto a piece of cardstock, one per craft.
2. Cut out the windows on the front window frame pieces on three sides, leaving the left side intact. Fold this side back. You will want to do this for at least your youngest children and you may want to do this for all the children)
3. Set out other supplies.
4. Make a sample for the children to see.

Making the Craft

1. Show children your sample.
2. Have the children color in the various pictures.
3. Have them cut open the window frames on the other piece (if you have not done it ahead of time)
4. Have them rub glue on the blank areas of the piece of cardstock with the words. (Back piece)
5. Help the children place the window frame top piece in place on top of the other piece of cardstock so that the window openings are lined up correctly with the pictures.
6. Have the children practice tracing the pencil trails from what William did as a boy to how he used that gift to tell others about Jesus.

Optional TAKING IT TO OTHERS Activity: Craft Presentation

If you are presenting the craft to other children or parents the children can hold up their crafts (or your model craft) and read their Bible Truth Connection answers to explain the importance of the craft.

CASE CRAFT**Discussion Guide****Instructions:**

As the children are settled into making their craft, ask them these questions to help them understand the craft's significance. Use the answers provided to guide the children's answers.

Discussion Questions

1. Where did William grow up? Where did he go to live most of his life? *England; India.*

2. What was William good at as a boy? Who did he do these things for? *He was good at many things, especially languages. He did these things for himself.*

3. Who did he seek to use all his gifts to please after he became a Christian? Why?

As a boy in England, William was good at many things and loved doing things for himself. When he became a Christian, he wanted to love God most of all. He wanted to use all his gifts to help others and tell them about Jesus--especially the people of India.

4. What is Bible Truth that we are learning?

God's People Love Him with All of Themselves.

5. What does our craft have to do with our Bible Truth: God's People Love Him with All of Themselves?

God gave William many good gifts. William tried to love God with all of himself. That meant using all those things he was good at to serve God. That's just what William did, and many people did come to know God and were saved by Him because of what William did.

6. What can our craft help us remember?

God wants all of His people to love Him by using the good gifts He gives them to serve Him and help other people to know and love Him and be saved.

TAKING IT TO OTHERS**Craft Presentation****Instructions:**

Have children hold up your model craft/their crafts. Choose five children (or you say) the five sections below to explain the craft's importance.

Presentation:

1. Our craft is: William Uses All His Gifts to Tell Others about Jesus.

2. As a boy in England, William was good at many things and loved doing things for himself. When he became a Christian, he wanted to love God most of all. He wanted to use all his gifts to help others and tell them about Jesus--especially the people of India.

3. Our Bible Truth is: God's People Love Him with All of Themselves.

4. God gave William many good gifts. William tried to love God with all of himself. That meant using all those things he was good at to serve God. That's just what William did, and many people did come to know God and were saved by Him because of what William did.

5. Our craft can help us remember that God wants all of His people to love Him by using the good gifts He gives them to serve Him and help other people to know and love Him and be saved.

Note: Even non-readers can participate in presenting the craft, if you will whisper what they are to say in their ear and let them say it aloud for the others to hear.

William was very smart and figured out how to do things quickly. He used this gift to...

Gift 1

Become a pastor in England and teach the Bible and about Jesus that they might be saved.

Used gifts 1, 3

Sail to India and teach the people of India the Bible and the good news of Jesus that they might be saved.

Used gifts 1 & 3

William learned lots about plants and animals as a boy. He used these gifts to ...

Gift 2

Start a paper factory and a printing business so that the Bible could be made into books in the peoples' own languages.

Used gifts 1, 3

To start schools for the people of India so they could learn many things, especially how to read, so that they one day they could read the Bible themselves.

William heard the gospel of Jesus and became a Christian. He knew the way to be salvation through Jesus. He used this gift to...

Gift 3

Help the people of India grow better crops to make more food to feed starving people.

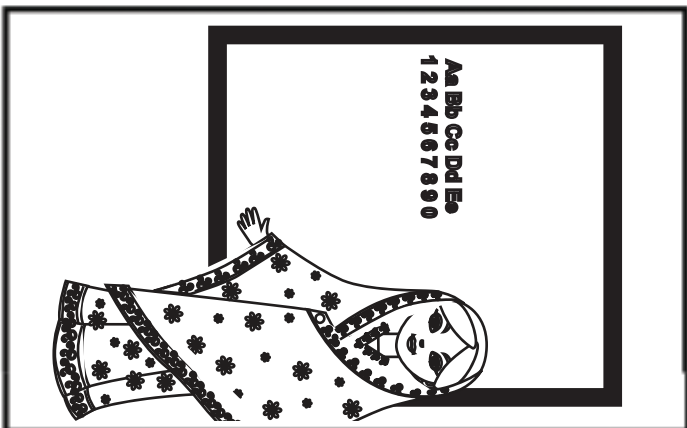



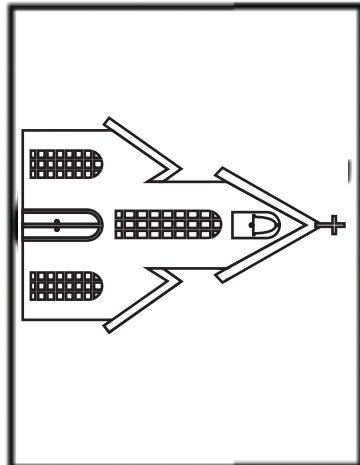


Used gifts 1, 2 & 3

Learn 40 languages and write the Bible in many of them for the people to be able to read and learn about God themselves.

Used gifts 1 & 3

Used gifts 1, 2 & 3

William Used All His Gifts as a Boy to Tell Others about Jesus Match the numbers and find out how!



BEFORE CLASS:**1. PICK YOUR PERSON**

VIPPs can be anyone in your church! Typically, they fall into 6 categories: Church staff, Elders, Deacons/deaconesses, Special Volunteers (people who aren't paid, but spend a lot of time helping out in particular ways), Supported Workers (aka missionaries), and Church Members.

2. GATHER YOUR FACTS

Use the VIPP Information Sheet to write down the facts about your VIPP. The information on this worksheet is used in the VIPP activities, listed in the "Choose an Activity" section below.

DURING THE ACTIVITY:**1. INTRODUCE YOUR VIPP**

Introduce your VIPP to the children, using the VIPP Information Sheet. Fill in a set of VIPP Clue Cards with the information for your VIPP. If desired, you can even have the actual person come into class for the children to meet.

Need help describing what someone does for the church in a kid-friendly way? Check out the list of common VIPPs on the Praise Factory website in the PFI resources. There are lots of kid-friendly descriptions for common VIPP's, such as pastors, elders, deacons and a lot more.

2. PRAY!

Lead the children in praying for the VIPP. Ask the children if they would like to pray for one of the VIPPs prayer requests. Even non-readers can pray for the VIPP if you whisper the prayer request in their ear, then let them say it aloud. Never force a child to pray!

3. CHOOSE AN ACTIVITY

There are two activities you can use to help the children learn about the VIPP:

VIPP Clue Cards: These are nine coloring sheets in which children fill in the nine things they learn about the VIPP from the VIPP Information Sheet. Photocopy a set of each child. Use as few or as many of these Clue Cards as you desire. They are found in the back of this book.

VIPP Game: This is a game that uses a set of Clue Cards for one or two VIPPs.

Choose a VIPP and fill in his/her information on the VIPP Information Sheet. Fill in a set of VIPP Clue Cards with the information for your VIPP. Tell the children about the VIPP, having them fill in the VIPP Clue Cards with the key facts as they learn them. Write any words the children need to write on a white-board or other piece of paper so they can see how to spell them. Help younger children write these words on their clue cards. Ideas for how to tell the children about many common VIPPs are listed at praisefactory.org with the resources for this Bible Truth.

Optional TAKING IT TO OTHERS Activity: Introduce and Pray for the VIPP

If you are presenting the VIPP to other children or parents you can assign children to hold up the 10 clue cards and say what each card tells about the VIPP. (Or, you can have the children hold them up as you tell what each one means.) Then lead the children in praying for the VIPP.

Game: Beanbag Toss In

Materials

Information for one VIPP

2 Sets of Clue Cards

8 Letter-sized Envelopes or folders

Bean Bag(s), one per child

Tape

Preparing the Game

1. Fill in one set of clue sheets for the VIPP you are using.
2. Tape the other (blank) set of Clue Cards to the outside of the manilla envelopes.
3. Put the filled-in clue cards in the corresponding envelope.
4. Tape each down to the floor, fairly close together.

Playing the Game

Reveal: Tell the children about the VIPP, showing them your filled-in clue cards as you tell about them.

Review: At your signal, have the children take toss their bean bags onto the envelopes. Then one that has the most bean bags on it./near it is the one you will open. (The children may have fun taking turns designating one as the target before tossing.) The teacher (or the child) tells the Clue Card category. The other children try to remember what the VIPP's answer was. Open it up and see if they got it right. If they did, the Clue Card is retired. If not, it can be added back into the Clue Cards to be tossed at.

VIPP INFORMATION SHEET

VIPP NAME:

WHAT VIPP LOOKS LIKE

Man or Woman? _____

Hair color? _____

Eye color? _____

FAVORITE ANIMAL

FAVORITE FOOD

FAVORITE FREE TIME ACTIVITY

WHAT VIPP DOES DURING WEEK

VIPP GROUP OF SERVICE:

Church Member

Deacon

Elder

Church Staff

Special Volunteer

Supported Worker
(Missionary)

3 WAYS VIPP SERVES CHURCH

3 WAYS TO PRAY FOR THE VIPP

BIBLE TRUTH 2, LESSON 3: PLANNER/OVERVIEW

GETTING STARTED: Welcome and Opening Songs (*introduce unit and get kids moving with these songs*)

Welcome to Praise Factory: PFI: Praise Factory Investigators Theme Song *PFI ESV Songs 12, Track 1*

Rules to Help Us Worship God and Love One Another: WoGoLOA Classroom Rules Song
PFI ESV Songs 12, Track 2

Big Question Under Investigation: Big Question 12 Songs *PFI ESV Songs 12, Tracks 3,4*

Big Question Bible Verse: Ephesians 5:1-2 Song: *PFI ESV Songs 12, Track 5*

Extra Bible Verse Song: Let Everyone Who Names the Name: 2 Timothy 2:19,22, ESV PFI ESV Songs 12, Track 6

DIGGING DEEP DOWN: Key Concept and Story (*introduce the Bible Truth and tell the related story*)

Bible Truth 2: God's People Love Him with All of Themselves

Bible Truth Hymn: When I Survey the Wondrous Cross, v.4 *PFI ESV Songs 12, Track 9*

Bible Verse: Deuteronomy 6:4-5

Bible Verse Song: Hear, O Hear *PFI ESV Songs 12, Track 10*

Lesson 3 Old Testament: The Case of the Man Who Lived "No" *Jeremiah 17:7; 29:7; Daniel 1,6*

TAKING ACTION: Response Activities (*choose from among these activities*)

Snack and Discussion Planner: Forbidden and Favored Foods

ACTS Prayer: Prayer Sheet

Bible Truth Review: Discussion Questions and Game: Circle and Cross

Bible Truth Hymn: When I Survey the Wondrous Cross, v.4 *PFI ESV Songs 12, Track 9*

Song, Sign Language and Song Game: Mimic Me! **PFI ESV SONGS 12 BOOK or ONLINE**

Bible Verse Review: Deuteronomy 6:4-5 Discussion Sheet and Game: All Dressed Up

Bible Verse Song: Hear, O Hear Deuteronomy 6:4-5 *PFI ESV Songs 12, Track 10*

Song, Sign Language and Song Game: Word Take Away **PFI ESV SONGS 12 BOOK or ONLINE**

Story Review: Discussion Questions and Game: Basketball Toss

Case Replay, Jr: Drama Activity for Youngest Children (children do same story actions together)

Case Replay, Sr: Drama Activity for Most Children (children re-tell story with individual parts)

Craft: Daniel in a Den of Lions

VIPP (Very Important Prayer Person) Prayer Time: Coloring Sheets (back of book), Game: Hot and Cold Hide

TAKING IT HOME: Take Home Sheet for Review and Family Devotions

PFI Pronto: Bible Truth 2, Lesson 3 **PFI ESV PRONTOS 12 BOOK or ONLINE**

The Case of the Man Who Lived “No” *Jeremiah 17:7; 29:7; Daniel 1,6* by Connie Dever

Our story is: The Case of the Man Who Lived “No.”
As you listen to the story, see if you can figure out:

1. Who was the man? What did he say “no” to?
2. Why did he say “no”? Who did he love?

This story takes place in Old Testament times during the times of the last kings of Judah, about 600 years before Jesus lived on earth.

Rest and riches. That’s what life in Jerusalem was like during King Jehoiakim’s day. And why not? Seated high upon Mount Zion, surrounded by thick, tall walls what enemy could touch Jerusalem? And if that wasn’t enough, there was Baal, to protect them. The king, as well as most of the people of Jerusalem sacrificed to him in those days. Everyone knew this mighty god of rain was the one who gave them all the rest and riches they enjoyed, right?

Wrong! The LORD, not Baal, was the giver of the good things the people of Jerusalem enjoyed! They should have been taking their worship gifts to Him, not Baal. Yet all but a few still worshiped the LORD. One of these was a young man named Daniel.

Daniel was from one of the most important families in Jerusalem. He was handsome, rich, and very smart. He served in King Jehoiakim’s palace. It would have been easy to worship Baal like the king and the others did, but Daniel never forgot the LORD. Every morning, noon and night, he would face the LORD’s Temple and say the words of the Shema, “Hear, O Israel: The LORD our God, the LORD is one. Love the LORD your God with all your heart and with all your soul and with all your strength,” as the LORD’s faithful followers had for years. “How can I love you today, LORD?” is how we might say it. But either way, every word was the prayer of Daniel’s heart. He truly longed to live out his love for God with all of himself, every day.

The rest and riches of King Jehoiakim was soon to end. The Lord had warned the king through the prophet Jeremiah that unless he and the people stopped worshipping Baal and turned back to Him, that He would send the mighty chariots, the fierce horsemen of Babylon to destroy Jehoiakim and all Jerusalem with him. Jehoiakim refused to listen and King Nebuchadnezzar

and his mighty army attacked and destroyed Jerusalem.

They stripped the Temple of all its gold, killed many people and then took King Jehoiakim and more than 3000 of those who remained alive from the finest families of Jerusalem as captives—including Daniel.

Every morning, every noon, every evening, no matter where Daniel was he remembered to pray “Hear, O Israel: The LORD our God, the LORD is one. Love the LORD your God with all your heart and with all your soul and with all your strength’ How can I love You today, LORD? How can I love you even chained like a slave and forced to walk all the way to Babylon. I’ve lost my home, my family, my beautiful things, everything that I’ve ever known.”

Maybe Daniel remembered what the prophet Jeremiah had told them to do: “Blessed is the man who trusts in the LORD, whose confidence is in Him.” Jeremiah 17:7 It may take all of his heart, mind, soul and strength to do it, but even on that terrible day as he walked in chains to Babylon, the young man could love the LORD by trusting Him.

After the long, six hundred mile journey across wilderness, the long line of captives came to Babylon. It was a magnificent city with a gigantic temple and ziggurat tower dedicated to the god Marduk with its gigantic temple and ziggurat tower rising hundreds of feet in the air from the middle of the city.

“Ashpenaz, bring in the best of the captured men from Judah,” Nebuchadnezzar ordered his chief court official. “I want only the smartest, best educated, handsomest and strongest young men from the captives. Take them and train them for service in my kingdom.”

“Yes, sire,” Ashpenaz responded. Asphehaz searched through the captives and handpicked the young men

Story-telling Tips

Ahead of time:

1. Read the Bible verses and story. Pray!
2. Create story cue cards on index cards (or highlight text).
3. Practice telling story dramatically, timing your presentation. Shorten, if necessary to fit your allotted time.
4. Decorate area with story props that help bring your story alive.

During your presentation:

1. Maintain as much eye contact as possible as you tell the story. Point to/use props at important points in the story. Include the kids in your story with a few questions about what they think will happen or words/concepts that might be new to them.
2. Watch the kids for signs that their attention span has been reached. Shorten, if necessary.

who fit the King's requirements. And who was among them, but none other than Daniel.

"Congratulations, young men of Judah," Ashpenaz welcomed the men. "You have been especially chosen to be prepared for the service before the great King Nebuchadnezzar of Babylon. By his orders you are all to receive a special three-year training to learn to speak Babylonian and learn all about the Babylonian customs, literature and gods. You will get to eat the best of food right from the King's table. When the three years are up, you will serve before the King in his lavish palace as his advisers."

What should Daniel do? "These people worshiped terrible idols like Marduk, Anu and Enlil. Was he really supposed to learn about them? How could he be an adviser who is supposed to seek these idols and even do magic, yet still be loving the LORD? The king ate horse, pig and all sorts of other animals the LORD told them not to eat. How can he do that and still love the LORD?" Daniel wondered.

What was it that the LORD had told the captives to do through the prophet Jeremiah? "Seek the peace and prosperity of Babylon when I send you into exile there," he had told them. "Pray to the LORD for it, because if it prospers, you too will prosper." (Jeremiah 29:7)

"I will love the LORD by not eating the meat, but I will also love Him with all my heart, mind, soul and strength by doing my very best to serve the Babylonians. I will consult the LORD, not their gods or use magic for advise. I will trust that this is what He wants me to do," Daniel decided.

Daniel did just that: he studied hard and the LORD blessed him. He helped him to understand everything he was supposed to learn. The LORD even gave him a special gift that the advisers wanted most of all: the gift of understanding dreams.

King Nebuchadnezzar was so pleased with Daniel that he made him chief adviser over all—even the advisers from Babylon. For sixty-six long years, Daniel served first King Nebuchadnezzar, then King Darius after him, but never did he forget to love the LORD. Now he was an old man, but still every morning, noon and evening, he would get up and face east, towards where the Temple had been, and say the words of the Shema. "How

can I love You today, LORD?"

Daniel's love for the LORD pleased the LORD, but it angered the king's other advisers. They wanted to get rid of Daniel and decided to use Daniel's love for the LORD to do it.

"King Darius, you should be honored most of all. Make a law that everyone should worship only you for the next thirty days or else be thrown to the lions," they suggested.

The king was pleased and agreed to the idea. The advisers waited and watched for what Daniel would do. To their pleasure, he did exactly what they hoped: he went home to his upstairs room where the windows opened toward Jerusalem and prayed three times a day, giving thanks to the LORD, his God, as usual. Daniel knew these prayers might lead to his death, but if this was how the LORD wanted him to love Him this day, then so be it.

Before long, Daniel had been arrested and thrown to the lions. The king was distressed at what had happened to his chief adviser, but could not break his own law. "May your God, whom you serve continually, rescue you!" the king said to Daniel as a stone was brought and placed over the mouth of the hole. The king sealed it with his own signet ring and with the rings of his nobles, so show this was a law that couldn't be broken. Then he returned to his palace and spent the night doing nothing but worry about Daniel.

At sunrise, the king got up and hurried to the hole with the hungry lions. "Daniel, servant of the living God, whom you always serve, has your God saved you?" he called out.

"O king, live forever! My God sent his angel, and he shut the mouths of the lions," Daniel answered.

The king was overjoyed! "Lift Daniel out of the lions' pit!" he ordered. And sure enough, there was Daniel completely safe without even a single scratch mark on him! He had loved His God and His God had rescued him!

Then King Darius wrote out a new law for all to obey: "Everyone in my kingdom must worship the LORD, for he is the living God and the great king who rules forever. He rescues and he saves; he performs signs and wonders in the heavens and on the earth. He has even

rescued Daniel from the lions.”

So Daniel lived well during the rest of reign of King Darius and King Cyrus after him. And he kept on loving the LORD his God with all his heart, mind, soul and strength every day of his life.

Cracking the Case:

It's time to answer our Case Questions.

1. Who was the man? What did he say “no” to?

Daniel. He said no to do anything that would be worshiping anyone but the LORD.

2. Why did he say “no”? Who did he love?

He knew the LORD was the one, true God. He loved the LORD. He wanted everything he did to show the love he had for Him. He would rather die than stop worshiping and loving the LORD.

Something For You and Me

Our Bible Truth is:

God's People Love Him with All of Themselves

Our Bible Verse is: Deuteronomy 6:4-5

“Hear, O Israel: The LORD our God, the LORD is one. You shall love the LORD your God with all your heart and with all your soul and with all your might.”

Even though Daniel lived six hundred years before Jesus, he knew God's promises to send a Messiah to save His people, and looked forward in faith to that day. Daniel truly did try to love the LORD his God every day of his life, no matter how difficult it was.

Daniel loved the LORD like that without ever even knowing how Jesus would choose to die on the cross for the sins of God's people! How much more should we, who know the good news of Jesus in full. Don't we have even more reason to love the LORD with all of ourselves? How can we do this? By turning from our sins and trusting Jesus as our own Savior. By asking God's Holy Spirit to live in our hearts and give us more and more love for God. Every moment of every day is a chance to love Him in everything we think, feel, say and do. Like Daniel, we can ask Him to show us how to love Him and ask Him to help us to.

Let's praise this God who is worthy of all our love. Let's ask Him to help us to turn away from our sins and trust in Jesus as our Savior. Let's ask Him to help us to love Him with all our heart, mind, soul and strength each day, in everything we do.

Closing ACTS Prayer

A God, we praise You for being the one true God, alone worthy of our worship.

C God, we confess that we too many times we choose to not love You when things are hard. We want to please and protect ourselves, instead of pleasing and depending upon You. We need a Savior!

T God, we thank You for giving Your people the courage to live for You and to love You, even when it is very hard.

S God, work in our hearts! Help us to turn away from our sins and trust Jesus as our own Savior. Send Your Holy Spirit to work in our hearts so that we would love and live for You, even when it is very hard.

Special Words

Shema: The name the Jews give for Deuteronomy 6:4-5. Some Jews even today still say these words each day, as the guide for their life.

Mount Zion: The name of the mountain where Jerusalem was built.

ACTS PRAYER ACTIVITY

Use this sheet to write down your ACTS Prayer

Instructions:

Use this sheet to help the children apply the Bible Truth into a prayer. You can use the ACTS provided or even better, have the kids think of their own applications. Also have the children add their personal requests to the prayer, too. Lead the children in the prayer or let them pray sections, with your help. Never force a child to pray! Non-readers can participate by you whispering a section of the prayer into their ear and allowing them to pray it aloud for the group.

ADORATION:

God, we praise You for being completely worthy of all our love.

God, we praise You for being.....

Add your own Adorations:

CONFESSION:

God, we confess that many times we do not love You as You deserve. Too many times, we love other things more than You, even though You deserve all of our love. We need a Savior to save us from our sins! We need Your Spirit to work in our hearts!

God, we have sinned against You....

Add your own Confessions:

THANKSGIVING:

Thank You, God for all showing how great Your love for sinful people by sending Jesus to be the Savior of all those who would ever turn from their sins and trust in Him as their own Savior. Thank You for sending Your Holy Spirit to help us to love You most of all.

God, we thank You for...

Add your own Thanksgivings:

SUPPLICATION:

God, work in our hearts! Send Your Holy Spirit to live inside of us. Help us turn away from our sins and trust in Him as our Savior. Help us to love You most of all, in our hearts and in our lives.

God, we need Your help...

Add your own Supplication:

SNEAKY SNACK

Can you figure out how this snack ties in with our case?

Snack: Forbidden and Favored Foods

“Unclean” Hot dog pieces (Jews weren’t to eat pork) and “Clean” carrot sticks and/or fruit pieces.

This is only a suggestion. Feel free to modify. Be mindful of allergy issues among your children!

Case Tie-in: Even when Daniel was taken to Babylon and offered the finest food from the king’s table, he chose to love God and do what he thought would please Him, rather than do what would be easiest. He chose not to eat any meat sacrifice to idols, but ate fruits and vegetables.

SOUL FOOD

Food for thought during snack time

1. What does the snack have to do with the story?

Choose a few questions from the other activity discussion sheets to talk about during this snack time.

2.

3.

4.

5.

6.

7.

Directions: Read and discuss Bible Truth, using a FEW of the questions. Play game. Feel free to modify the game to fit your children.

God's People Love Him with All of Themselves

God calls His people to love Him with all their heart, mind, soul and strength-- and, oh, they want to do this! Why wouldn't they? Didn't God love them before they loved Him? Didn't He freely give His own Son as the sacrifice for their sins? And doesn't He promise to always love them and do what is best for them? Why wouldn't they want to love God most of all, in everything they do?

But loving God and living for Him is not something God's people will ever do perfectly here on earth. Yes, their sins have all been forgiven by God and they will be God's people forever, but they still struggle with sin. Their hearts are still tempted to love other things. Their lives show that they still want to live for themselves. It will be this way until they go to live with God in heaven. There, God will make them perfect; and at last, they will live and love perfectly.

Until then, God's Holy Spirit lives in their hearts and helps them love God more and more. He grows love in their hearts for God and His good ways. He works in their minds to understand God better and to delight in His ways. He gives them strength to act out their love for God and fulfill His good plans in all that they do.

God's people are grateful to God for helping them live for Him now, but they look forward to the day when they go to heaven and will truly love Him with all of themselves.

Understanding the Bible Truth

1. How does God call His people to love Him? *He calls them to love Him most of all--with all of their heart, mind, soul and strength.*
2. Why do God's people want to do this? *Because of how God has loved them.*
3. How did God show how much He loved His people? *He freely gave His own Son as the sacrifice for their sins.*
4. Why did God love His people this way? *Not because they deserved it. They were all sinners. He did it because He loved them and to bring glory to His name (so we could see and delight in who God is.)*
5. Why did God's people need Jesus to be sacrificed for their sins? *Because they were sinners and could never pay for their sins themselves. Only the sacrifice of a perfect life, like what Jesus lived, could be the payment for sins.*
6. Why does God's gift of His Son for them cause God's people to want to love Him in response with all their heart, mind, soul and strength? *Because they love Him and they are so grateful that He would be so merciful to them and be willing to make such a huge sacrifice for them. They know His love is the most wonderful thing of all. They want to love Him completely because this is the best way to live.*
7. Why is there nothing that will ever be enough to show God how much God's people love Him? *Because His gift to them is so wonderful, so huge.*
8. Will God's people ever be able to love Him with all of themselves here on earth? Why or why not? *No, they will not. Because they are still sinners.*
9. Who helps God's people love God more? *The Holy Spirit working in their hearts.*
10. Where will God's people finally love God with all of themselves? *In heaven.*

Bible Verse Connection Question

1. What does our Bible Truth have to do with our **Bible Verse: Deuteronomy 6:4-5**: "Hear, O Israel: The LORD our God, the LORD is one. You shall love the LORD your God with all your heart and with all your soul and with all your might."?

This verse reminds us that God wants His people to love Him most of all: with all of their heart, soul and strength. That is loving Him with all of themselves.

Bible Truth Story Connection Questions

1. How did Daniel respond with his life, to all that God had done for him? *Three times each day he thought about loving God with all his heart, soul and strength. In everything he did he tried to do what would show the most love to God, no matter how hard it was.*

Life Application Questions

1. What can God's people do today that shows their grateful love to God for what He has done through Jesus? *They can seek to obey Him and love Him in everything they do. (Add specific examples)*
2. How can we become God's people? *By turning away from our sins and trusting in Jesus as our Savior.*

ACTS Questions

1. What is something we can praise God for because of this Bible Truth?
Praise God for being completely worthy of all our love.
2. What are sins we can confess to God because of this Bible Truth?
Confess that many times we do not love Him or live for Him as we should.
3. What is something we can thank God for because of this Bible Truth?
Thank God for all showing how great His love for by sending Jesus to be the Savior of all those who would ever turn from their sins and sinful people trust in Him as their own Savior.
4. What is something we can ask God for because of this Bible Truth?
We can ask God to work in our hearts that we would want to confess our sins, turn away from disobeying Him and trust in this wonderful Jesus as our own Savior. Ask God to help us love Him and live for Him more and more each day

Gospel Question

1. We are all born sinners. None of us love God as He created us to. What hope is there for sinners like us?
God is the good Creator and King of the world. He made people to worship Him and live by His good laws. But we are all sinners who have rebelled against Him. We all deserve death--God's just, eternal punishment for our sins. How terrible! But God has good news for us. In His great mercy, God sent His Son Jesus to earth to save sinners. Yes, Jesus, the perfect Son of God, left His home in heaven and became a man. He lived the perfect life that pleases God. (He's the only one who has ever done that!) He offered it up to God His Father as the perfect sacrifice for sins when He suffered and died on the cross. Then, on the third day, Jesus rose from the dead in victory. He had fully paid for the sins of God's people, so they wouldn't have to! Now all who turn away from their sins and trust in Jesus as their Savior will receive forgiveness of sins and eternal life with God. They will be His very own special people who will know Him and enjoy Him forever. We can be God's people, too, if we turn from our sins and trust in Jesus as our own Savior.

Game: Circle and Cross

Materials

Beanbags, 1 per child
Masking Tape
Bible Truth Questions

Preparing the Game

1. Choose 20+ questions for your game from the Bible Truth Discussion Questions, or make up your own.
2. Write the Bible Truth questions on small thin strips of paper (or make a photocopy of the Bible Truth Discussion Questions and simply cut them into strips) and put them in the bag/bowl.
3. Tape a circle about 2' in diameter on the floor. Tape a large X in the middle of it.
4. Mark one team's set of beanbags with a small piece of masking tape or other distinguishing mark.

Playing the Game

Divide the children into two teams, giving the members of each team a beanbag of the same color or marking. Have all the children stand outside of the circle, about 6' back. At your signal, have the children toss their beanbags into the circle, trying to make them land on the taped X. Count up the beanbags for each team that landed on it. That's how many points their quiz question is worth. Choose a question for each team from the bag/bowl. If a team gets it wrong, the question goes to the other team for 1 point, if they can get the correct answer. Gather up the beanbags and continue play.

Game continues as number of questions, time, and attention span allow.

Non-competitive Option

Set a target number of points for the whole group. Challenge the children to see how many turns it takes score the target number of points. Once the target has been reached, start the game over and see how many turns it takes to reach the target the second time.

Optional TAKING IT TO OTHERS Activity: Quiz Questions

Have the children choose a few of the questions from the game to ask the parents/other children during TAKING IT TO OTHERS time. Help pre-readers by whispering the question in their ear and letting them ask it aloud to the parents/other children. Make sure you read the Bible verse aloud before you ask your questions.

Directions:

1. Write words to song in large print before class.
2. Play the song for the children, helping them follow along on the song sheet.
3. Discuss the song, using a few questions from the discussion sheet. *Don't use them all!*
4. Introduce sign language for key words of your choice from sign language sheet for your song. Use as few or as many as you think the children can learn.
5. Sing and sign the song. Sign language as well as large format lyrics and sheet music are found in the PFI Unit Songbook or online.
6. If desired, play the Song Game.

Optional TAKING IT TO OTHERS Activity: Presenting and Singing the Song

1. Sing and sign the song, encouraging the watching children/parents to join in.
2. Ask the class some of the questions listed below. The Bible Truth Connection Question is particularly good to help them understand how the song ties in with the Bible Truth.

When I Survey the Wondrous Cross

Verse 4

Were the whole realm of nature mine,
That were a present far too small;
Love so amazing, so divine,
Demands my soul, my life, my all.

Listen to it on PFI ESV Songs 12, Track 9

Understanding the Song

1. What does "realm of nature" mean? *All of the nature, the whole world.*
2. What is "a present far too small"? *All of nature, the whole world.*
3. Who is this too small of a present for? *The Lord.*
4. Why is the whole world too small of a present for the Lord? *Because of God's amazing love shown to His people through Jesus.*
5. What does divine mean? *Something that God is or does.*
6. What is so amazing and so divine about God's love? *It is amazing that He would choose to give up His own Son, Jesus, to take the punishment for the sins of His sinful, rebellious, undeserving people. It is divine love because only Jesus, the Son of God, could offer that kind of sacrifice for sins; and because only God is truly good enough to even think about doing such a thing for sinful people.*
7. What does this amazing, divine love demand (deserve) that is even better than all of nature as a present? *To love God with your "soul, life and all."*

Bible Truth Connection Question

1. How does this song relate to our Bible Truth: **God's People Love Him with All of Themselves?**

When God's people think about what Jesus did for them on the cross, they want to respond back with grateful, loving lives that love God with all their heart, mind, soul, and strength.

Story Connection Question

1. How does this song relate to today's story? *Daniel lived before Jesus' day, but he knew the goodness of the LORD and of His promises to send a Messiah to save God's people. He responded to what he knew of the LORD with a love that desired to love Him with all of his heart, mind, soul and strength, even if he had to die.*

Bible Connection Question

1. What does this hymn have to do with our Bible Verse: **Deuteronomy 6:4-5**: "Hear, O Israel: The LORD our God, the LORD is one. Love the LORD our God with all your heart and with all your soul and with all your strength."? *God calls His people to love Him with all their heart, soul and strength. God's people want to do this. Not just because they know that the LORD is God, but also because they think about how God sent Jesus to suffer and die on the cross to save them and make them His people. They want to love God with all of themselves because of all He has done for them!*

Life Application Questions

1. How can God's people be affected by the message of this song? *They can praise God for sending His Son Jesus to be the perfect sacrifice for their sins. They can ask God to send the Holy Spirit to work in their hearts to help them love Him with all our heart, mind, soul and strength. They can remember each day to ask themselves: "How can I live to show love to God today?"*
2. How can we become God's people? *By turning away from our sins and trusting in Jesus as our Savior.*

ACTS Questions

1. What is something we can praise God for from this hymn?
Praise God for being worthy of giving us giving our whole lives, our "all" for Him.
2. What are sins we can confess to God from this hymn?
That many times we don't marvel at how great God's love is. We don't think much about how Jesus suffered and died, taking God's people's punishment, so that they could be saved. We do not want to give Him our "all", but only what we think will be good for us or easy for us to give. We deserve God's punishment! We need a Savior!
3. What is something we can thank God for from this hymn?
We can thank God His glorious love that would send Jesus to save His people by suffering and dying on the cross.
4. What is something we can ask God for from this hymn?
That God would work in our hearts that we confess our sins, might turn from our sins and trust Jesus as our Savior. We can ask Him to help us to come to Him and be forgiven. We can ask Him to help us wonder at His glorious love shown through Jesus. We can ask Him to send the Holy Spirit to work in our hearts, helping us to give our whole lives, our "all" for Him.

Gospel Question

1. God's people marvel at God's love shown to them through Jesus? What is this amazing good news of God's love? What is the gospel?
God is the good Creator and King of the world. He made people to worship Him and live by His good laws. But we are all sinners who've rebelled against Him. We all deserve death--God's just, eternal punishment for our sins. How terrible! But God has good news for us. In His great mercy, God sent His Son, Jesus to earth as a man to save sinners. He lived the perfect life that pleases God. (He's the only one who's ever done that!) He offered it up to God His Father as the perfect sacrifice for sins when He suffered and died on the cross. Then, on the third day, Jesus rose from the dead in victory. He had fully paid for the sins of God's people, so they wouldn't have to! Now all who turn away from their sins and trust in Jesus as their Savior will receive forgiveness of sins and eternal life with God. They will be His very own special people who will know Him and enjoy Him forever. We can be God's people, too, if we turn from our sins and trust in Jesus as our own Savior.

Song Game: Mimic Me!

Materials

Sign Language

Song

Preparing the Game

None.

Playing the Game

1. Practice the song and signs until the children know them well. Choose a person to be the leader and let them decide upon an action for everyone to do as they sing the song, such as jump on one foot, etc.
2. Sing the song while doing the chosen action.
3. Select another child to be the leader.
4. If desired, you can choose a different action for different important words in the song, such as jump on one foot when you sing the word "grace", but clap your hands when you sing the word "Jesus". Ask the children the meaning of each of the words before adding in their action.

Game continues as number of questions, time, and attention span allow.

choose a FEW questions for discussion, then choose the game and/or music activity

Meditation Version: Deuteronomy 6:4-5

"Hear, O Israel: The LORD our God, the LORD is one. You shall love the LORD your God with all your heart and with all your soul and with all your might."

Alternate Memory/Games Version: Deuteronomy 6:5

"You shall love the LORD your God with all your heart and with all your soul and with all your might."

Understanding the Bible Verse

1. What did the LORD want Israel to do? *To hear.*
2. Who is Israel? *There are three answers to this question. Israel is the name of grandson of Abraham. God called the nation of people who were children, grandchildren, etc. of Israel, after him. They were to be His special people to obey Him and through whom the Savior Jesus would come one day. After Jesus came, Christians were called the New or True Israel because they are God's special people, to obey Him and saved through Him. Most of the old Israel rejected Jesus.*
3. Why is the name "LORD" written in all capital letters? *Because it stands for the special name of God, Yahweh, that the Israelites thought was too special to say aloud or even write down. They would just write "LORD" instead.*
4. What does it mean that the "LORD is one?" *He is the only true God.*
5. How was Israel to love the LORD? *With all their heart, soul and might.*
6. Who today should love the LORD like this? *All people, but especially all Christians, since they are the New Israel.*
7. What is a soul? *A spirit is the invisible part of us that thinks, feels, loves and knows God.*
8. What is the difference between heart and soul? *None. It is written twice for emphasis.*

Bible Truth Connection Question

1. What does this verse have to do with the **Bible Truth: God's People Love God with All of Themselves?** *This verse reminds us that God wants His people to love Him most of all: with all of their heart, soul and might.*

Story Connection Questions

1. What does the verse have to do with our story? *Daniel had many chances to turn away from the LORD and love other gods, but he chose to love the LORD his God instead. Not just in his heart, but with all his strength, too. He was willing even to die to stay faithful to the LORD.*

Life Application Questions

1. Who must help God's people to love God with all their heart, soul and might? *God's Holy Spirit.*
2. How can we have the Holy Spirit live in our hearts to help us love God more and more? *By turning from our sins and trusting in Jesus as our own Savior. When we do, God sends His Holy Spirit to live in our hearts and give us more love for God.*
3. How can God's people love God today with all their heart, mind, soul and might? *Obey God, no matter what. Ask Him to give them more of the Holy Spirit to help them love God and live for Him in this way.*

ACTS Questions

1. What is something we can praise God for from this Bible Verse? *Praise God for being worthy of all our love.*
2. What are sins we can confess to God from this Bible Verse? *That we are all sinners. who do not love God with all our heart, soul and strength. We choose to love other things. We choose to love ourselves, more than God. We deserve God's punishment! We need a Savior!*
3. What is something we can thank God for from this Bible Verse? *We can thank God for sending the Holy Spirit to work in the hearts of all who turn from their sins and trust in Jesus as their own Savior. He gives God's people more love for God.*
4. What is something we can ask God for from this Bible Verse? *We can ask God to work in our hearts that we would want to confess our sins, turn away from disobeying Him and trust in this wonderful Jesus as our own Savior. We can ask Him to send the Holy Spirit to grow our love for God.*

The Gospel

1. Why don't we love God as we should? What happened to all people? How can we be changed? What is the good news of Jesus? What is the gospel?

God is the good Creator and King of the world. He made people to worship Him and live by His good laws. But we are all sinners who have rebelled against Him. We all deserve death--God's just, eternal punishment for our sins. How terrible! But God has good news for us. In His great mercy, God sent His Son Jesus to earth to save sinners. Yes, Jesus, the perfect Son of God, left His home in heaven and became a man. He lived the perfect life that pleases God. (He's the only one who has ever done that!) He offered it up to God His Father as the perfect sacrifice for sins when He suffered and died on the cross. Then, on the third day, Jesus rose from the dead in victory. He had fully paid for the sins of God's people, so they wouldn't have to! Now all who turn away from their sins and trust in Jesus as their Savior will receive forgiveness of sins and eternal life with God. They will be His very own special people who will know Him and enjoy Him forever. We can be God's people, too, if we turn from our sins and trust in Jesus as our own Savior.

Game: All Dressed Up

Materials

Bible verse written up in large print so that all can see

Various items of clothing (shirts, hats, shoes, gloves, coats, pants, dresses, etc.), about 10 per team

Two baskets or boxes

Masking tape

Preparing the Game

1. Put the clothing items for each team in a basket/box and place at far end of relay area. Mark the starting line with masking tape.

Learning the Verse

Some or all of your children may be non- or early readers. Teach the verse in sections, having them say it after you. Repeat a few times. Add clapping or other movement as they say it.

Directions

1. If desired, lead the children in a discussion of a **FEW** of the most important questions before beginning game.

2. Explain the game to them as follows:

Divide the children into two teams and have them line up behind the starting line. Explain to them that they will run down to the leader at the other end of the relay area, recite the verse to him, pick out a piece of clothing and put it on. After getting it on, they are to run back to their team and sit down at the back. The next player then goes. This is repeated until all team members are dressed. The team is then to stand up, grab hands and chant the verse together. The first team to do so, wins.

Game continues as time and attention span allow.

Non-competitive Option

Don't split the children into teams. Instead, the children will try to beat the clock. Have the whole class say the verse before each child goes to get and put on a piece of clothing. When everyone has their costume clothes on, say the verse together one last time. Time how long it takes the children to do all of this. Repeat and see if they can do it more quickly the second time.

Optional TAKING IT TO OTHERS Activity: Quiz Questions

Have the children choose a few of the questions from the game to ask the parents/other children during

TAKING IT TO OTHERS time. Help pre-readers by whispering the question in their ear and letting them ask it aloud to the parents/other children. Make sure you read the Bible verse aloud before you ask your questions.

Directions:

1. Write words to song in large print before class.
2. Play the song for the children, helping them follow along on the song sheet.
3. Discuss the song, using a few questions from the discussion sheet. *Don't use them all!*
4. Introduce sign language for key words of your choice from sign language sheet for your song. Use as few or as many as you think the children can learn.
5. Sing and sign the song. Sign language as well as large format lyrics and sheet music are found in the PFI Unit Songbook or online.
6. If desired, play the Song Game.

Optional TAKING IT TO OTHERS Activity: Presenting and Singing the Song

1. Sing and sign the song, encouraging the watching children/parents to join in.
2. Ask the class some of the questions listed below. The Bible Truth Connection Question is particularly good to help them understand how the verse ties in with the Bible Truth.

Hear, O Hear

Hear, O hear, O Israel,
 Hear, O hear, O Israel,
 The LORD your God, the LORD is one.
 You shall love the LORD your God with all your heart,
 You shall love the LORD your God with all your soul,
 You shall love the LORD your God with all your might.
 Deuteronomy Six, four through five.

Listen to it on PFI ESV Songs 12, Track 10

Song Game: Word Take Away

Materials

Sign Language Signs and Song
 White board and marker
 Eraser

Preparing the Game

1. Write the words to the song on a white board.

Playing the Game

1. After children have learned the song and signs well, then tell the children that you are going to leave out words from the song (that you've learned signs for) and just do the sign in its place.
2. Have the children help you choose a word to take out. Erase the word from the board. Review the sign the for erased word.
3. Sing the song, trying to remember to NOT sing the word and do only the sign.
4. Continue to take out words until all of the words (with signs) have been taken out.

Game continues as number of questions, time, and attention span allow.

STORY REVIEW

Directions: Read and discuss Bible Truth, using a FEW of the questions. Play game. Feel free to modify the game to fit your children.

General Story Questions

1. What was life like for King Jehoiakim and the people of Jerusalem? *A good life lived in safety.*
2. What gifts did Daniel have that he could have been proud about? *His rich life, the importance of his family, his intelligence and his good looks.*
3. What did Daniel long to do with the good gifts God had given Him? *To love and serve the LORD.*
4. Why do you think God made Daniel so good at so many things? *To use all those "gifts" to love the Lord and glorify Him.*
5. How was Daniel different from most of the other people in Jerusalem? *He loved the LORD.*
6. What punishment did the LORD bring on the people of Jerusalem and Judah for worshiping idols? *He sent the Babylonians to destroy their cities, the Temple and to take them to Babylon to be slaves for 70 years.*
7. What did the Babylonians take with them back to Babylon? *Many of the beautiful things from the Temples as well as the best people to be their slaves.*
8. What kind of people did King Nebuchadnezzar want Ashpenaz to train? *The most promising young men from the best families in Judah.*
9. What kind of training did the King plan to give the Jewish young men? *Training so that they would leave behind the customs and the LORD for those of Babylon. He would make them important advisers in his kingdom.*
10. Why didn't Daniel want to have the King's training? *He wanted to love the LORD and His people, not the Babylonian gods and their ways.*
11. Why did Daniel go ahead and take the King's training? *Because the LORD commanded them to seek the prosperity of Babylon.*
12. What special gift did the LORD give Daniel? *The gift of knowing and interpreting dreams.*
13. How did Daniel show he loved the LORD all his years in Babylon? *He kept on praying to Him and worshiping Him, even at the risk of his own life.*
14. Why did the other advisers want to kill Daniel? *They were envious of the high position that the king had given him.*
15. Why did the other advisers have to choose to make a law against praying to get Daniel in trouble? *Because he was such a good man that there was nothing else to get him in trouble for.*
16. What did Daniel try to do every day of his life? *Ask how he could love the LORD.*

Bible Truth Connection Questions

1. What does this story have to do with our Bible Truth: God's People Love Him with All of Themselves? *Every day Daniel prayed that he would love God with all his heart, mind, soul and strength. He showed his love for God by even being willing to face death rather than denying Him.*

Bible Verse Connection Question

1. What does the story have to do with our Bible Verse: **Deuteronomy 6:4-5**: "Hear, O Israel: The LORD our God, the LORD is one. You shall love the LORD your God with all your heart and with all your soul and with all your might."?
Daniel had many chances to turn away from the LORD and love other gods, but he chose to love the LORD his God instead. Not just in his heart, but with all his strength, too. He was willing even to die to stay faithful to the LORD.

Life Application Questions

1. Why do you think that God has given you the gifts that He has given you? *To use them to love the LORD by serving others and knowing Him better, bringing glory to His name.*
2. How can we love the LORD today, with our hearts, our minds, our strength? *The first thing we can do is to turn away from our sins and trust in Jesus as our Savior. With everything we do each day, we can ask God to help us to do them in a way that loves Him.*

ACTS Questions

1. What is something we can praise God for being that we learned in our story? *Praise God for being the one true God, alone worthy of our worship.*
2. What is something we can confess as sin that we learned in our story? *Confess that we too many times we choose to not love God when things are hard. We want to please ourselves, not God. We deserve God's punishment. We all need to confess our sins to Him and ask His forgiveness! We need a Savior!*
3. What is something we can thank God for that we learned in our story? *We can thank God for giving His people the courage to live for Him and to love Him, even when it is very hard. We can thank Him for sending the Holy Spirit to work in their hearts.*
4. What is something we can ask God for that we learned in our story? *We can ask God to work in our hearts, helping us to turn away from our sins and trust Jesus as our own Savior. We can ask Him to send the Holy Spirit to work in our hearts so that we would love and live for God, even when it is very hard.*

The Gospel

1. Daniel lived before Jesus' day, but knew of the LORD's promise to send a Messiah and looked forward in faith to that day. The day when the good news of salvation through Jesus would be revealed. What is that good news of salvation through Jesus? What is the gospel? *God is the good Creator and King of the world. He made people to worship Him and live by His good laws. But we are all sinners who have rebelled against Him. We all deserve death--God's just, eternal punishment for our sins. How terrible! But God has good news for us. In His great mercy, God sent His Son Jesus to earth to save sinners. Yes, Jesus, the perfect Son of God, left His home in heaven and became a man. He lived the perfect life that pleases God. (He's the only one who has ever done that!) He offered it up to God His Father as the perfect sacrifice for sins when He suffered and died on the cross. Then, on the third day, Jesus rose from the dead in victory. He had fully paid for the sins of God's people, so they wouldn't have to! Now all who turn away from their sins and trust in Jesus as their Savior will receive forgiveness of sins and eternal life with God. They will be His very own special people who will know Him and enjoy Him forever. We can be God's people, too, if we turn from our sins and trust in Jesus as our own Savior.*

Game: Basketball Toss

Materials

Small basketball or other ball
3 (or 4) baskets
Paper and Marker
Masking Tape
Story Review Questions

Preparing the Game

1. Choose 20+ questions for your game from the Story Review Discussion Questions, or make up your own.
2. Use tape to mark a free throw line. On the paper make three point values, (starting with two points and going up), one for each basket, and tape them to the corresponding basket. Set out the baskets with the one worth least points, the closest to the free throw line. The one worth the most points, set the farthest out. With younger children, make sure to set one basket so close in that they are almost guaranteed to get a basket. If desired, use the extra fourth basket to make a long bomb basket that is almost unreachable, but worth a lot of points.

Playing the Game

Divide the children into two teams. Teams will take turns having one of their members make a shoot. Each child gets three tries. The highest point value being what the question will be worth. Then ask the child a Story Review question. If he gets it right, then he earns those points for his team. If the person is unable to answer the question correctly, the other team can try to answer it for half the point values. If a child does not make a basket, he can still answer a question for 1 point.

Game continues until all children get to try to make a basket, or as number of questions, time, and attention span allow. The team with the most points at the end wins.

Non-competitive Option

Don't split into teams. Set a target point number for the group, telling them that together they are going to see how many turns it takes to reach the target number. Have the children take turns tossing the basketball (three tries each). Tally number of turns on a piece of paper. When the target number has been reached, start over and try to reach the target number in fewer turns.

Optional TAKING IT TO OTHERS Activity: Quiz Questions

Have the children choose a few of the questions from the game to ask the parents/other children during TAKING IT TO OTHERS time. Help pre-readers by whispering the question in their ear and letting them ask it aloud to the parents/other children.

CASE REPLAY ACTIVITIES

Use this guide to review the Case Story and act it out for others to enjoy!

CASE REPLAY, JR: YOUNGEST CHILDREN

Description: The children will act out the story together, everyone doing the same action/sound effect at the same time. This activity is most suitable for kindergarteners.

Materials

The Case RePlay, Jr. script for younger children

Preparation

1. Read through the script and write in the blanks along the side possible actions/sound effects the children could do to act it out.

Instructions

1. Tell the children that they will be re-enacting the story together as you tell it.
2. As you read the script, lead the children in actions/sound effects to do with you.
3. If desired, you can read the script and stop at certain sentences and ask them what a good action/sound effect would be to act out what you just read.
4. Repeat the re-enactment one or two times more.

CASE REPLAY, SR: OLDER CHILDREN

Description: The children act out the story as a three-scene play. You will narrate it using the Case RePlay, Sr. script and they will act it out (no spoken words, for the most part), with each child assuming a different character's role. This activity is most suitable for first grade and up. You will review the story, then practice it a few times before performing it for others.

Materials

The Case RePlay, Sr. script
White board or other large format paper
Costumes and props

Preparation

1. Prepare for the play by choosing costumes and props for each character in the story. Decorate the area with any scenery props.
2. Write the words "Beginning," "Middle," "End" on a large piece of paper/whiteboard with plenty of space under each heading. You will use this paper to help the children think about the story as a three-scene play, as it is presented in the script.

Instructions

1. Tell the children that they will get to act out the story as a three-scene play, with a beginning, middle and end section. Tell them that before they can act it out, they need to think it out. as you narrate it with your script.
2. Take the children's answers as they recount the story, helping them put key incidents in the right order.
3. If desired, when they have filled in their Beginning, Middle, End, read through your whole (real) script, so they hear exactly what you will have them act out.
4. Then tell the children that it's time to practice acting out the story.
5. Assign parts to each child. If you are using costumes, do NOT give them out at this point. They will be a distraction.
6. Have all the children sit on the floor or in chairs on one side of the "stage," then call the characters up in place as their part in the story comes.
7. As you read the script, guide the children in where you want them to move or do to act it out.
8. After going through the whole script once, give out any costumes and props and act out the script once or twice more.

Optional TAKING IT TO OTHERS Activity: Re-enacting the Story

Read the script as the children act out together (younger) or assuming different roles (older) as the other children or the parents watch.

CASE REPLAY, JR--YOUNGER KIDS (KINDERGARTEN) P.2

Welcome to our play! The name of our story is: The Case of the Man Who Lived "No".

Our story takes place in Old Testament times, during the times of the last kings of Judah, about 600 years before Jesus lived on earth.

And now we present: "The Case of the Man Who Lived "No".

Scene 1:

King Jehoiakim and the people of Jerusalem lived a good life, but most worshiped Baal instead of the LORD. Daniel was from one of the best families in Jerusalem. He was very handsome, rich and smart. He served in King Jehoiakim's palace, but unlike many others--including the king--he loved the LORD. Three times a day, Daniel would pray the Shema like the LORD's faithful followers had done for years. He wanted to love the LORD with all his heart, mind, soul and strength. Because the people would not turn from worshiping Baal, the LORD sent the Babylonian army to attack Jerusalem. The soldiers took the gold from the Temple, and carried the king and the best of the rich families into captivity, including Daniel. Even as a captive, Daniel remembered the LORD and trusted in Him.

Actions:

Scene 2:

In Babylon, King Nebuchadnezzar had his chief official, Ashpenaz, to select the best men from the captives to be trained to be his servants. Daniel was chosen. All of these young men were to be treated well. They were even to eat the best food found on the king's table. But Daniel refused to eat the food. He knew the meat from the King's table had probably been offered to idols. He did not want to dishonor the LORD in any way. But Daniel did obey the LORD's command to work for the Babylonians. The LORD blessed Daniel as he trained to serve the Babylonians. He even gave him the gift of interpreting dreams. King Nebuchadnezzar and then later King Darius the Mede both chose Daniel to be their chief advisor, because of the great wisdom the LORD gave him. Yet never in all those years or with all that honor, did Daniel forget the LORD.

Scene 3:

The other advisers were jealous of Daniel. They hated that the king favored him. They made a plan to get rid of Daniel. They tricked the king into passing a law that would punish anyone who prayed to another god. Any person found doing this would be thrown into the lions' den, never to be seen again. Daniel heard about the new law, but it didn't stop him from loving the LORD most of all. He still stood before his window and prayed to Him, even though he knew he would be punished. The advisors seize Daniel as he is praying. They bring him before the King and have him thrown to the lion's. They think they will never see him again, but they are wrong! The LORD rescues Daniel. He sends an angel to shut the lions' mouths. The King releases Daniel from the lion's den and proclaims all the people in his kingdom to praise the LORD.

Bible Truth Tie-In: The Bible Truth we are learning is: **God's People Love Him with All of Themselves.** Every day Daniel prayed that he would love God with all his heart, mind, soul and strength. He showed his love for God by even being willing to face death rather than denying Him.

CASE REPLAY, SR--OLDER KIDS (1ST GRADE AND UP) P.3

Welcome to our play! The name of our story is: The Case of the Man Who Lived "No".

Our story takes place in Old Testament times, during the times of the last kings of Judah, about 600 years before Jesus lived on earth.

The characters in our story are: King Jehoiakim; Daniel; Babylonian soldiers; Prophet Jeremiah; King Nebuchadnezzar; Ashpenaz; Young, smart, handsome Jewish men; Other Advisors; Angel; and, King Darius the Mede.

And now we present: "The Case of the Man Who Lived "No"."

Scene 1: (Beginning)

King Jehoiakim and the people of Jerusalem lived a good life, but most worshiped Baal instead of the LORD. Daniel was from one of the best families in Jerusalem. He was very handsome, rich and smart. He served in King Jehoiakim's palace, but unlike many others--including the king--he loved the LORD. Three times a day, Daniel would pray the Shema like the LORD's faithful followers had done for years. He wanted to love the LORD with all his heart, mind, soul and strength. Because the people would not turn from worshiping Baal, the LORD sent the Babylonian army to attack Jerusalem. The soldiers took the gold from the Temple, and carried the king and the best of the rich families into captivity, including Daniel. Even as a captive, Daniel remembered the LORD and trusted in Him.

Scene 2: (Middle)

In Babylon, King Nebuchadnezzar had his chief official, Ashpenaz, to select the best men from the captives to be trained to be his servants. Daniel was chosen. All of these young men were to be treated well. They were even to eat the best food found on the king's table. But Daniel refused to eat the food. He knew the meat from the King's table had probably been offered to idols. He did not want to dishonor the LORD in any way. But Daniel did obey the LORD's command to work for the Babylonians. The LORD blessed Daniel as he trained to serve the Babylonians. He even gave him the gift of interpreting dreams. King Nebuchadnezzar and then later King Darius the Mede both chose Daniel to be their chief advisor, because of the great wisdom the LORD gave him. Yet never in all those years or with all that honor, did Daniel forget the LORD.

Scene 3: (End)

The other advisers were jealous of Daniel. They hated that the king favored him. They made a plan to get rid of Daniel. They tricked the king into passing a law that would punish anyone who prayed to another god. Any person found doing this would be thrown into the lions' den, never to be seen again. Daniel heard about the new law, but it didn't stop him from loving the LORD most of all. He still stood before his window and prayed to Him, even though he knew he would be punished. The advisers seize Daniel as he is praying. They bring him before the King and have him thrown to the lions. They think they will never see him again, but they are wrong! The LORD rescues Daniel. He sends an angel to shut the lions' mouths. The King releases Daniel from the lion's den and proclaims all the people in his kingdom to praise the LORD.

Bible Truth Tie-In: The Bible Truth we are learning is: **God's People Love Him with All of Themselves.** Every day Daniel prayed that he would love God with all his heart, mind, soul and strength. He showed his love for God by even being willing to face death rather than denying Him.

Daniel in a Den of Lions

Description

The children will make a scene of Daniel in the pit of lions using various decorating supplies.

Materials

Cardstock/regular paper

Markers or colored pencils

As desired, also:

Gray or light brown craft sand and craft glue (to decorate rocks)

Brown/yellow yarn and jiggly eyes (to decorate the lions)

Silver and gold glitter/glitter glue (to decorate the angel)

Glue

Preparing the Craft

1. Print out a copy of the picture onto cardstock (better if using additional decorations) or regular paper (fine if just coloring).
2. Set out any other decorating supplies you plan to use.

Making the Craft

1. Show children your sample,
2. If just coloring in the pictures, then have the children color them in.

If adding additional decoration, follow these instructions:

Rocks: Smear craft glue on rocks and sprinkle craft sand on top. Glue rocks as desired onto the scene.

Lions: Color in with markers then add jiggly eyes and pieces of yarn to mane. Stick in place on scene.

Daniel: Color in and stick in place.

Optional **TAKING IT TO OTHERS** Activity: Craft Presentation

If you are presenting the craft to other children or parents the children can hold up their crafts (or your model craft) and read their Bible Truth Connection answers to explain the importance of the craft.

CASE CRAFT**Discussion Guide****Instructions:**

As the children are settled into making their craft, ask them these questions to help them understand the craft's significance. Use the answers provided to guide the children's answers.

Discussion Questions

1. Where was Daniel from? Where was he taken to live? *He was from Jerusalem. He was taken to Babylon.*

2. What did King Nebuchadnezzar think of Daniel? *He made him his most trusted advisor.*

3. What did the jealous advisors do to get Daniel in trouble? How did this work? How did it not work? *They made a law that would get Daniel in trouble if he kept worshiping the LORD. Daniel loved the LORD and would not stop. He was thrown in the lions' den, but the LORD rescued.*

4. What is Bible Truth that we are learning? *God's People Love Him with All of Themselves.*

5. What does our craft have to do with our Bible Truth: God's People Love Him with All of Themselves?
Daniel chose not to hide or stop praying to the LORD, even though he that he would risk his life if he kept doing so. He sought to love the LORD with all of himself. Not even death in a pit of lions would stop him for worshiping Him!

6. What can our craft help us remember?
God can give His people the courage to keep of loving Him, even when they might lose their life! By His Holy Spirit, He can even give us that kind of courage, too!

TAKING IT TO OTHERS**Craft Presentation****Instructions:**

Have children hold up your model craft/their crafts. Choose five children (or you say) the five sections below to explain the craft's importance.

Presentation:

1. Our craft is: Daniel in a Den of Lions.


2. In Babylon, King Nebuchadnezzar threw Daniel in a Den of Lions because Daniel would not stop worshiping the LORD, even when it was against the law. But the LORD was greater than the plans of the jealous advisors. He rescued Daniel from the hungry lions.

3. Our Bible Truth is: God's People Love Him with All of Themselves.

4. Daniel chose not to hide or stop praying to the LORD, even though he that he would risk his life if he kept doing so. He sought to love the LORD with all of himself. Not even death in a pit of lions would stop him for worshiping Him!

5. Our craft can help us remember that God can give His people the courage to keep of loving Him, even when they might lose their life! By His Holy Spirit, He can even give us that kind of courage, too!

Note: Even non-readers can participate in presenting the craft, if you will whisper what they are to say in their ear and let them say it aloud for the others to hear.



BEFORE CLASS:**1. PICK YOUR PERSON**

VIPPs can be anyone in your church! Typically, they fall into 6 categories: Church staff, Elders, Deacons/deaconesses, Special Volunteers (people who aren't paid, but spend a lot of time helping out in particular ways), Supported Workers (aka missionaries), and Church Members.

2. GATHER YOUR FACTS

Use the VIPP Information Sheet to write down the facts about your VIPP. The information on this worksheet is used in the VIPP activities, listed in the "Choose an Activity" section below.

DURING THE ACTIVITY:**1. INTRODUCE YOUR VIPP**

Introduce your VIPP to the children, using the VIPP Information Sheet. Fill in a set of VIPP Clue Cards with the information for your VIPP. If desired, you can even have the actual person come into class for the children to meet.

Need help describing what someone does for the church in a kid-friendly way? Check out the list of common VIPPs on the Praise Factory website in the PFI resources. There are lots of kid-friendly descriptions for common VIPP's, such as pastors, elders, deacons and a lot more.

2. PRAY!

Lead the children in praying for the VIPP. Ask the children if they would like to pray for one of the VIPPs prayer requests. Even non-readers can pray for the VIPP if you whisper the prayer request in their ear, then let them say it aloud. Never force a child to pray!

3. CHOOSE AN ACTIVITY

There are two activities you can use to help the children learn about the VIPP:

VIPP Clue Cards: These are nine coloring sheets in which children fill in the nine things they learn about the VIPP from the VIPP Information Sheet. Photocopy a set of each child. Use as few or as many of these Clue Cards as you desire. They are found in the back of this book.

VIPP Game: This is a game that uses a set of Clue Cards for one or two VIPPs.

Choose a VIPP and fill in his/her information on the VIPP Information Sheet. Fill in a set of VIPP Clue Cards with the information for your VIPP. Tell the children about the VIPP, having them fill in the VIPP Clue Cards with the key facts as they learn them. Write any words the children need to write on a white-board or other piece of paper so they can see how to spell them. Help younger children write these words on their clue cards. Ideas for how to tell the children about many common VIPPs are listed at praisefactory.org with the resources for this Bible Truth.

Optional TAKING IT TO OTHERS Activity: Introduce and Pray for the VIPP

If you are presenting the VIPP to other children or parents you can assign children to hold up the 10 clue cards and say what each card tells about the VIPP. (Or, you can have the children hold them up as you tell what each one means.) Then lead the children in praying for the VIPP.

Game: Hot and Cold Hide

Materials

Information Sheet for one VIPP
2 Set of Clue Cards
8 8.5" x 11" Manilla Envelopes
Blindfold

Preparing the Game

1. Fill in one set of clue sheets for the VIPP you are using.
2. Tape the other (blank) set of Clue Cards to the outside of the manilla envelopes.
3. Put the filled-in clue cards in the corresponding envelope.

Playing the Game

Reveal: Tell the children about the VIPP, showing them your filled-in clue cards as you tell about them.

Review: Choose one child to be "The Finder" and cover his eyes with the blindfold. Choose one of the Clue Card envelopes. Choose another child to be "The Hider". This child will hide the envelope somewhere in the room. When the clue is hidden, the Finder takes off his blindfold and begins to look for the envelope. The other children say "hot, cold, etc" as the child gets closer or further from the envelope to help the child find it. When the folder is found, the teacher (or the child) tells the Clue Card category. The other children try to remember what the VIPP's answer was. Open it up and see if they got it right. If they did, the Clue Card is retired. If not, it can be added back into the Clue Cards to be hidden.

VIPP INFORMATION SHEET

VIPP NAME:

WHAT VIPP LOOKS LIKE

Man or Woman? _____

Hair color? _____

Eye color? _____

FAVORITE ANIMAL

FAVORITE FOOD

FAVORITE FREE TIME ACTIVITY

WHAT VIPP DOES DURING WEEK

VIPP GROUP OF SERVICE:

Church Member

Deacon

Elder

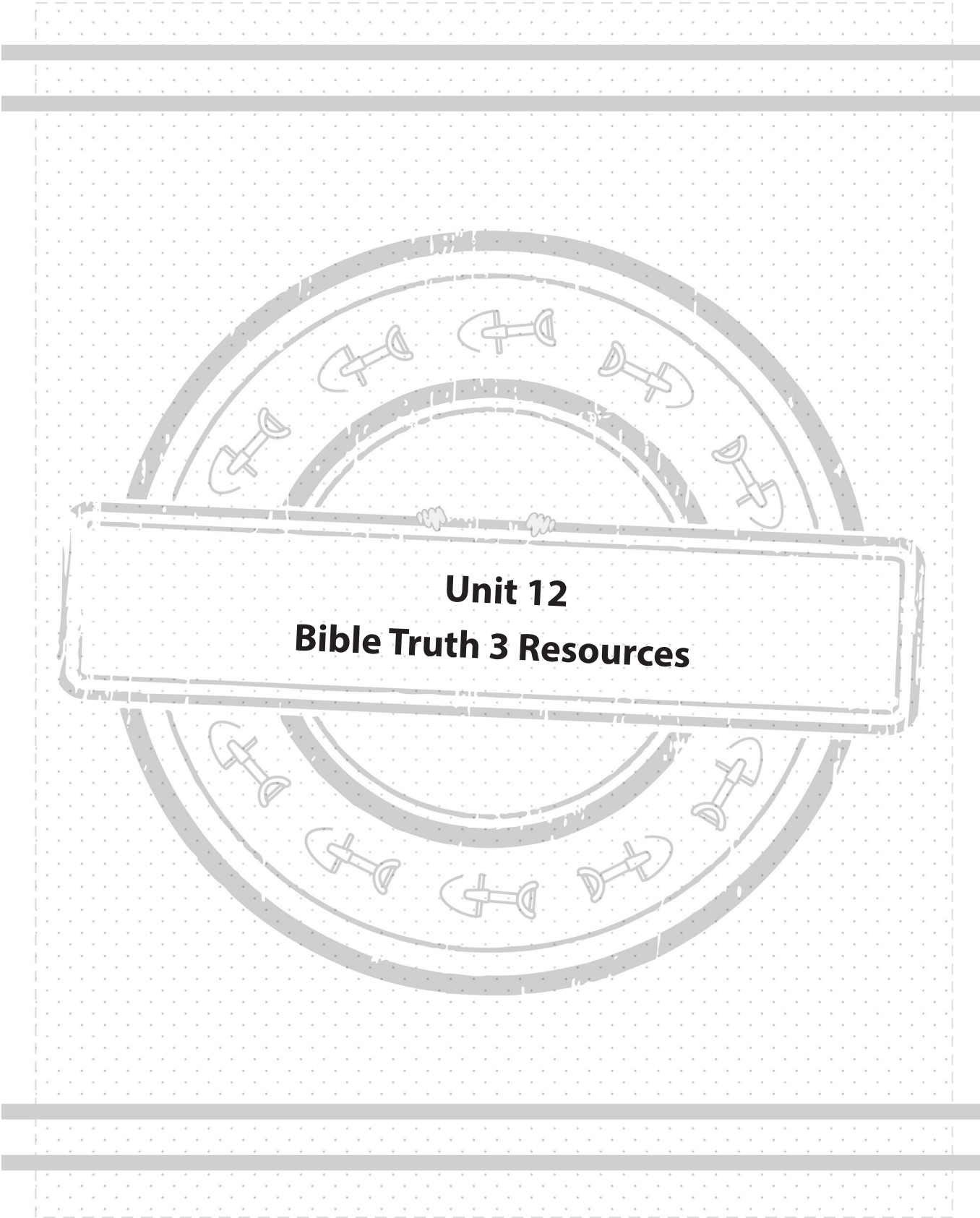
Church Staff

Special Volunteer

Supported Worker
(Missionary)

3 WAYS VIPP SERVES CHURCH

3 WAYS TO PRAY FOR THE VIPP



Unit 12
Bible Truth 3 Resources

BIBLE TRUTH 3 OVERVIEW

Unit 12: God's People Live for Him

Big Question and Answer: "How Should God's People Live Each Day? They Should Live Like Jesus!"

Bible Verse: "Therefore be imitators of God, as beloved children. And walk in love, as Christ loved us and gave himself up for us, a fragrant offering and sacrifice to God." Ephesians 5:1-2

Bible Truth 3 Concept: God's People Love Others

God calls His people to love Him with all their heart, mind, soul and strength-- and, oh, they want to do this! Why wouldn't they? Didn't God love them before they loved Him? Didn't He freely give His own Son as the sacrifice for their sins? And doesn't He promise to always love them and do what is best for them? Why wouldn't they want to love God most of all, in everything they do?

But loving God and living for Him is not something God's people will ever do perfectly here on earth. Yes, their sins have all been forgiven by God and they will be God's people forever, but they still struggle with sin. Their hearts are still tempted to love other things. Their lives show that they still want to live for themselves. It will be this way until they go to live with God in heaven. There, God will make them perfect; and at last, they will live and love perfectly.

Until then, God's Holy Spirit lives in their hearts and helps them love God more and more. He grows love in their hearts for God and His good ways. He works in their minds to understand God better and to delight in His ways. He gives them strength to act out their love for God and fulfill His good plans in all that they do.

God's people are grateful to God for helping them live for Him now, but they look forward to the day when they go to heaven and will truly love Him with all of themselves.

Bible Truth 3 Bible Verse

Meditation Version: 1 Corinthians 13:4-8,13

"Love is patient and kind; love does not envy or boast; it is not arrogant or rude. It does not insist on its own way; it is not irritable or resentful; it does not rejoice at wrongdoing, but rejoices with the truth. Love bears all things, believes all things, hopes all things, endures all things. Love never ends. So now faith, hope, and love abide, these three; but the greatest of these is love."

Alternate Memory/Games Version: 1 Corinthians 13:4-8

"Love is patient and kind; love does not envy or boast... It does not insist on its own way; it is not irritable or resentful; it does not rejoice at wrongdoing, but rejoices with the truth. Love...endures all things. Love never ends."

Bible Truth 3 ACTS Prayer

A God, we praise You for being a God of love. You show Your love to all people, especially by offering to save them from their sins through Your Son, Jesus.

C God, we confess that we have not loved others as You have called us to.. We need a Savior to save us from our sins!

T Thank You, God for giving us people who love us. Thank You for Your Holy Spirit who helps Your people love others as You want them to.

S God, work in our hearts! Help us turn away from our sins and trust in Jesus as our Savior. Make us Your people! Send Your Holy Spirit to live inside of us. Help us to love others like You have loved us.

Bible Truth 3 Stories

Lesson 1: The Case of the Man Who Needed to Multiply (New Testament)

Matthew 18:21-35

Lesson 2: The Case of the Needy Newborn (Story of the Saints)

Lesson 3: The Case of the Friend Who Didn't Fail (Old Testament)

1 Samuel 17-20; 2 Samuel 9; Daniel 1,6

1. GETTING STARTED: Welcome and Opening Songs (*introduce unit and get kids moving with these songs*)

<p>Welcome</p>	<p>“Welcome to Praise Factory. We’re so glad you’ve joined us! Here at the PFI we are investigators. (That’s what the “I” stands for!) Investigators look for answers to questions. In PFI, we look for answers to big questions about God. We dig deep down in the truths of God’s Word to find them.”</p>
<p>Praise Factory Theme Song</p>	<p>“Let’s sing our Praise Factory Investigator’s theme song.”</p> <p>PFI: Praise Factory Investigators <i>PFI ESV Songs 12, Track 1</i></p> <p>We’re PFI: Praise Factory Investigators, Diggin’ deep down for truths in God’s Word, That’s PFI: Praise Factory Investigators, Diggin’ deep down for truths in God’s Word, We’re looking for answers to very big questions, Big questions about God, If you’re looking for answers to very big questions ‘bout God, come along, Join PFI: Praise Factory Investigators, Diggin’ deep down for truths in God’s Word, That’s PFI: Praise Factory Investigators, Diggin’ deep down for truths in God’s Word. Deep down, diggin’ down, Let’s go diggin’ down, Deep down, diggin’ down, ‘Til answers to all our Big Questions we’ve found. We’re PFI: Praise Factory Investigators, Diggin’ deep down for truths in God’s Word, That’s PFI: Praise Factory Investigators, Diggin’ deep down for truths in God’s Word.</p>
<p>Classroom Rules Song</p>	<p>An important part of Praise Factory is helping us worship God and love one another. Our WoGoLOA song reminds us how we should act. Let’s sing it.”</p> <p>WoGoLOA Rules Song <i>PFI ESV Songs 12, Track 2</i></p> <p>Refrain: WoGoLOA means “Worship God and love one another,” WoGoLOA means “Worship God and love one another.”</p> <p>WoGo means “Worship God.” Sound off, 1,2,3, Joyfully take part, Listen to others, Obey your teachers. (<i>Refrain</i>)</p> <p>LOA means “Love One Another.” Sound off, 1,2,3, Be kind, Be encouraging, Help others, help others. (<i>Refrain twice</i>)</p>

1. GETTING STARTED, continued

<p>Opening Prayer</p>	<p>"Let's ask God to help us obey these rules, and to help us worship Him and love one another as we learn more about Him today. Let's pray." <i>Pray.</i></p>
<p>Big Question Under Investigation:</p> <p>Big Question 12 and Songs</p>	<p>"Now it's time to turn today's Big Question Under Investigation.</p> <p>It's: How Should God's People Live?</p> <p>We become God's people when we turn away from our sins and trust in Jesus as our Savior. That is the end of the punishment for our sins that we deserved from God, but it's the beginning of a whole new way to live. God's people want to honor God with their whole lives like Jesus did. They seek to love God most of all and love all people, too.</p> <p>So the answer to our Big Question, 'How Should God's People Live? is: They Should Live Like Jesus!</p> <p>"Let's sing our Big Question Song(s): <i>choose one or both</i></p> <p>Big Q & A 12 Song <i>PFI ESV Songs 12, Track 3</i> <i>(adapted version of "Twinkle, Twinkle, Little Star")</i> How should God's people live each day? They should live like Jesus! How should God's people live each day? How should God's people live each day? How should God's people live each day? They should live like Jesus!</p> <p>How Should God's People Live? <i>PFI ESV Songs 12, Track 4</i></p> <p><i>Refrain:</i> How should God's people live? How should God's people live? How should God's people live? They should live like Jesus!</p> <p><i>Verse 1:</i> Jesus loved God most of all, He loved all people, too, In all that He did and said and thought, He loved them thru and thru. <i>(Refrain)</i></p> <p><i>Verse 2:</i> God's people should love God most of all, They should love others, too, And God the Holy Spirit, Will help them in all they do. <i>(Refrain)</i></p>

1. GETTING STARTED, continued**Unit 12
Bible Verse**

*You might also enjoy
listening to:
Let Everyone Who
Names the Name
2 Timothy 2:19,22, ESV
PFI ESV Songs 12, Track 6*

"How do I know this is true? The Bible tells me so!

Ephesians 5:1-2 tells us: "Therefore be imitators of God, as beloved children. And walk in love, as Christ loved us and gave himself up for us, a fragrant offering and sacrifice to God."

**Big Question 12 Bible Verse Song
Walk in Love: Ephesians 5:1-2**

PFI ESV Songs 12, Track 5

Therefore be imitators of God, as beloved children,
And walk in love, as Christ love us,
Therefore be imitators of God, as beloved children,
And walk in love, as Christ love us,
Walk, walk, walk in love, walk in love as Christ loved us,
Walk, walk, walk in love, walk in love as Christ loved us.
Ephesians Five, one and two.

God's people have been loved by God through Jesus Christ in the deepest way imaginable. What more could He have done than to offer up His life as the full payment for their sins so they could be God's people. The Bible tells us that He did this even while we were still His enemies. He loved us before we loved Him! But Jesus did this not just because of His love for God's people, but even more so, for His love for God, His Father. He always delighted to do whatever His Father wanted Him to do. God calls His people to live like Jesus, loving others and loving Him, in everything they do. God promises to help them to live this way.

2. DIGGING DEEP DOWN: Key Concept and Story (*introduce the Bible Truth and tell the related story*)**Bible Truth 3**

"It's time for us to dig down deeper for answers to our Big Question. We're learning **FOURTEEN** Bible Truths that all tell us something about how God's people live. We have learned some already. Can you remember any of them? (God's People Grow to Be More Like Jesus; and, God's People Love Him with All of Themselves.)

The Bible Truth we are going to be thinking about today is:

God's People Love Others

God is loving toward all people, even His enemies. He created them and gave them life. He shows them patience, love and kindness. He takes care of their needs. Best of all, He offers forgiveness of sins to all who confess their sins to Him, turn away from them, and trust in Jesus as their Savior. This is how they can become His people, adopted into His family forever.

God wants His people to treat people—even their enemies-- in the same loving way as He does. He wants them to treat everyone with patience, love and kindness. He wants them to care about their needs, especially their need to hear the good news of salvation through Jesus.

While God treats all people with love, He has a special love for His people. Through Jesus, He has adopted them to be in His family. They will live with Him and with each other forever in heaven.

God wants His people to love each other like sisters and brothers, since they are all in His special family of people. Jesus said that when God's people love each other as He has loved them, others will know that they really are His people. God's Holy Spirit, working in their hearts, helps God's people to love others as He wants them to.

LESSON PLAN: BIBLE TRUTH 3 (1 Lesson Plan for ALL 3 Lessons) **P.4**

2. DIGGING DEEP DOWN, continued

Bible Truth 3 Hymn

“Long ago, a man named John Fawcett was thinking about this Bible truth, too. He wrote the words to a hymn called “Blest Be the Tie that Binds” We’re going to learn it.

Blest Be the Tie that Binds

PFI ESV Songs 12, Track 11

Verse 1

Blest be the tie that binds,
our hearts in Christian love;
The fellowship of kindred minds,
is like to that above.

Verse 3

We share our mutual woes,
our mutual burdens bear;
And often for each other flows,
the sympathizing tear.

Refrain:

Blest be the tie, Blest be the tie,
Blest be the tie that binds,
Blest be the tie, Blest be the tie,
Blest be the tie that binds.

Verse 4

When we asunder part,
It gives us inward pain;
But we shall still be joined in heart,
And hope to meet again.

Verse 2

Before our Father’s throne,
we pour our ardent pray’rs;
Our fears, our hopes, our aims are one,
Our comforts and our cares.

Just like a tie (string) tied around a bundle of things hold them together, there is a special fellowship that binds God’s people together. They know who God is and love Him. They love sharing about Him together. In their hearts they each have His Spirit at work, helping them to love Him and each other more. God’s people are to love everyone, but they have a special love for each other, since they are like brothers and sisters in God’s family. They show this love by praying for each other, listening and caring about each others problems, and looking forward to meeting together again when they part This is a fellowship of love and each other that holds them together as part of God’s family here on earth. It is a little taste of the perfect fellowship and love they will know up above in heaven one day.

Bible Truth 3 Bible Verse and Song

“The Bible verse we are going to be digging down into for this Bible Truth is:

1 Corinthians 13:4-8

“Love is patient. Love is kind. It does not envy, it does not boast, it is not proud. It is not rude, it is not self-seeking, it is not easily angered, it keeps no record of wrongs. Love does not delight in evil but rejoices with the truth. It always protects, always trusts, always hopes, always perseveres. Love never fails.”

These verses tell us how God wants His people to love others. This is how He has treated them through Jesus. He wants them to be like Him and go and love others this way, too. God’s Holy Spirit helps them love in these ways. He helps them love even when it is very hard.

We’ve said our Bible verse, now let’s sing it!

Love

PFI ESV Songs 12, Track 12

Love is patient, love is kind, love does not envy or boast,
It is not arrogant or rude, Does not insist on its own way,
It is not irritable, It is not rude,
Does not rejoice in wrong-doing, but with the truth.
Love bears all things, believes all things,
Hopes and endures all things,
Faith, hope and love abide these three, but the greatest is love.
Love never ends, love never ends, love never ends.
Faith, hope and love abide these three, but the greatest is love.
First Corinthians Thirteen, four through eight, and thirteen.

*You might also enjoy listening to:
Love Is Patient,
1 Corinthians 13:4-8,
ESV
PFI ESV Songs 12,
Track 13*

2. DIGGING DEEP DOWN, continued**LESSON 1 STORY****New Testament Story:****The Case of the Man Who Needed to Multiply***Matthew 18:21-35*

"Now it's time for today's story called: **The Case of the Man Who Needed to Multiply.** **As you listen to the story, see if you can figure out:**

1. To multiply means to make something get a lot bigger, just like in math we multiply numbers together to get big numbers quickly. Who was the Man who needed to multiply? What did he need to multiply?

2. Who told him to multiply? How many times? Why was this so important?

(If desired, write these questions on a sheet of paper to refer to when the story is finished.)

Read story.

After reading story, ask for the children's answers to the questions.

1. To multiply means to make something get a lot bigger, just like in math we multiply numbers together to get big numbers quickly. Who was the Man who needed to multiply? What did he need to multiply? Peter. He was to multiply (greatly increase) the number of times he forgave someone who wronged him.

2. Who told him to multiply? How many times? Why was this so important? Jesus told Peter to forgive someone seventy-seven times, not just seven. He meant to not stop forgiving someone. He said that we need to forgive others, if we want God to forgive us.

Close in prayer. (prayer suggestions included at end of story)

LESSON 2 STORY**Story of the Saints:****The Case of the Needy Newborn**

"Now it's time for today's story called: **The Case of the Needy Newborn.**

As you listen to the story, see if you can figure out:

1. Who was the Needy Newborn? What did she need? Why?

2. How did God give the Newborn what she needed? How did He use His people to give her this?

(If desired, write these questions on a sheet of paper to refer to when the story is finished.)

Read story.

After reading story, ask for the children's answers to the questions.

1. Who was the Needy Newborn? What did she need? Why? A little baby girl who was born too early and who had no parents anymore. She would easily die if she was not taken care of carefully and kept very warm.

2. How did God give the Newborn what she needed? How did He use His people to give her this? He kept her alive. He sent the water bottle from England and timed it to get to Africa at just the right time. He used the love of His people to pray and care for her.

Close in prayer. (prayer suggestions included at end of story)

2. DIGGING DEEP DOWN, continued**LESSON 3****Old Testament Story:****The Case of the Friend Who Didn't Fail**

1 Samuel 17-20; 2 Samuel 9

"Now it's time for today's story called: **The Case of the Friend Who Didn't Fail.**

As you listen to the story, see if you can figure out:

- 1. Who was the Friend Who Didn't Fail? Who did he love so well?**
- 2. What was so selfless about his love for his friend? Who helped him love this way?**

(If desired, write these questions on a sheet of paper to refer to when the story is finished.)

Read story.

After reading story, ask for the children's answers to the questions.

- 1. Who was the Friend Who Didn't Fail? Who did he love so well?**

Jonathan was the friend who didn't fail David.

- 2. What was so selfless about his love for his friend? Who helped him love this way?**

If David became king, it would be instead of him. Most men would not want to help someone else become king instead of themselves. The LORD helped Jonathan His good plan to make David king. He helped Jonathan love David and protect his life.

Close in prayer. (prayer suggestions included at end of story)

3. TAKING ACTION: Response Activities *(choose from among these activities)***Response Activities**

- **ACTS Prayer Activity:** Add your own prayer requests to the ACTS prayer
- **Sneaky Snack:** Story-related snack
- **Bible Truth Review Activity:** Game with questions related to the Bible Truth
- **Bible Truth Hymn:** Music activities to learn a portion of a Bible Truth-related hymn
- **Bible Verse Review Activity:** Game with questions related to Bible Truth Bible verse
- **Bible Verse Song:** Music activities to learn the Bible Verse song
- **Story Review Activity:** Game with questions related to the Bible Truth and Case
- **Case RePlay, Jr. and Sr.:** Two drama activities that review the story: one for younger children, one for older children.
- **Craft:** Story-related craft
- **VIPP (Very Important Prayer Person):** Game and a coloring activity to help children learn about people in your church and how to pray for them.

(VIP resources: found online or at back of this book)

4. TAKING IT TO OTHERS *Optional presentations for the last few minutes of class***Presenting to Other Children**

If you split the children into different response activities, you can gather the children together again and have each small group make presentations to show the other children what they learned. Presentation ideas are included in the resources for each activity.

Presenting to Parents

If you keep your children together for response activities, you can have them make a presentation of something they have learned to their parents when they come to pick them up from class. Presentation ideas are included in the resources for each activity.

5. TAKING IT HOME *(Take Home Sheet)***PFI Pronto**

Give out the PFI Pronto for the case story as well as any other materials as the children are dismissed.

BIBLE TRUTH 3, LESSON 1: PLANNER/OVERVIEW

GETTING STARTED: Welcome and Opening Songs (*introduce unit and get kids moving with these songs*)

Welcome to Praise Factory: PFI: Praise Factory Investigators Theme Song *PFI ESV Songs 12, Track 1*

Rules to Help Us Worship God and Love One Another: WoGoLOA Classroom Rules Song
PFI ESV Songs 12, Track 2

Big Question Under Investigation: Big Question 12 Songs *PFI ESV Songs 12, Tracks 3,4*

Big Question Bible Verse: Ephesians 5:1-2 Song: *PFI ESV Songs 12, Track 5*
Extra Bible Verse Song: Let Everyone Who Names the Name: 2 Timothy 2:19,22, ESV PFI ESV Songs 12, Track 6

DIGGING DEEP DOWN: Key Concept and Story (*introduce the Bible Truth and tell the related story*)

Bible Truth 3: God's People Love Others

Bible Truth Hymn: Blest Be the Tie that Binds, vs.1-4 *PFI ESV Songs 12, Track 11*

Bible Verse: 1 Corinthians 13:4-8,13

Bible Verse Song: Love *PFI ESV Songs 12, Track 12*
Extra Bible Verse: Love Is Patient PFI ESV Songs 12, Track 13

Lesson 1 New Testament: The Case of the Man Who Needed to Multiply *Matthew 18:21-35*

TAKING ACTION: Response Activities (*choose from among these activities*)

Snack and Discussion Planner: Fall Crops and Stacks of Money

ACTS Prayer: Prayer Sheet

Bible Truth Review: Discussion Questions and Game: Rush to Safety

Bible Truth Hymn: Blest Be the Tie that Binds, vs.1-4 *PFI ESV Songs 12, Track 11*
Song, Sign Language and Song Game: Big Voice, Little Voice **PFI ESV SONGS 12 BOOK or ONLINE**

Bible Verse Review: 1 Corinthians 13:4-8,13 Discussion Sheet and Game: Balancing Act

Bible Verse Song: Love 1 Corinthians 13:4-8,13 *PFI ESV Songs 12, Track 12*
Song, Sign Language and Song Game: Sign It, Say It, What Does It Mean? **PFI ESV SONGS 12 BOOK or ONLINE**

Story Review: Discussion Questions and Game: What's in the Box?

Case Replay, Jr: Drama Activity for Youngest Children (children do same story actions together)

Case Replay, Sr: Drama Activity for Most Children (children re-tell story with individual parts)

Craft: A Servant in Debtor's Prison

VIPP (Very Important Prayer Person) Prayer Time: Coloring Sheets (back of book) & Game: Ball Roll Review

TAKING IT HOME: Take Home Sheet for Review and Family Devotions

PFI Pronto: Bible Truth 3, Lesson 1 **PFI ESV PRONTOS 12 BOOK or ONLINE**

The Case of the Man Who Needed to Multiply *Matthew 18:21-35* by Connie Dever**Our story is called:****The Case of the Man Who Needed to Multiply.****As you listen to the story, see if you can figure out:**

1. To multiply means to make something get a lot bigger, just like in math we multiply numbers together to get big numbers quickly. Who was the Man who needed to multiply? What did he need to multiply?
2. Who told him to multiply? How many times? Why was this so important?

This story takes place in Capernaum, in New Testament times, when Jesus lived on earth.

Capernaum: an important fishing town on the north side of the great Sea of Galilee that was the hometown of Jesus' three closest disciples, Peter, James and John.

Walking, teaching, and healing. That's what Jesus had been doing for the past six months, His disciples following along. Not only around their hometown, Capernaum, but far to the north in the foreign lands of Tyre, Sidon, and Caesarea Philippi. It was spring when they left. Now it was autumn and surely it felt good to be home!

The desert winds of September swept down the hills and across the Sea of Galilee, ripening the dates, figs, pomegranates, and juicy clusters of grapes. Harvest time! It was a wonderful time of year!

But while the autumn air was full of dry, desert heat, there was perhaps something more like a chill in the heart of Peter that day. Jesus had been teaching his disciples about what to do when someone sins against you and Jesus' words stirred up something inside of Peter.

"Lord, how many times shall I forgive my brother when he sins against me?" Peter asked Jesus. Was Peter's question just a question of a curiosity or was it more? Had someone--maybe even one of the other disciples--wronged Peter so many times that he didn't want to forgive them? We don't know. But whatever the reason for the question, Peter wanted to know Jesus' answer.

"Lord, the rabbis (Jewish teachers) say that after forgiving someone three times for the same thing, you don't have to forgive them any more. What do you say? Would seven times be enough?" Peter asked Jesus.

"Seven times! Far from that!" Jesus answered, "Seventy-seven times would be more like it! There should never be an end to how much you forgive someone!"

Jesus could see that Peter still had so much to learn about love. God's love was a patient, enduring, kind of love that cared for others. A love that was not easily-angered or kept a record of wrongs. A love that treated others better than they deserved, even when they have sinned against Him again and again. It forgave others completely, from the heart. And God's people were to love each other like this, too.

"Let me tell you a story about the kingdom of heaven, Peter. What life looks like when people love God's way," Jesus told him.

"Once there was a king," Jesus began, "who had servants who collected tax money for him. From time to time he would call them in and have his bookkeepers check that the they had really collected and turned in the money for him that they were supposed to. As each of the servants' records were checked, it was found that one of the servants had failed to give him millions of dollars that he had collected.

"Bring this thief to me!" the king ordered.

Soon the servant was dragged in, and stood trembling before the king. He knew he had done terribly wrong and deserved a terrible punishment," Jesus told.

"Where are the millions of dollars you collected for me?" the king demanded. "You must pay me back! Guards, go to this man's house, take everything he has and sell it. Then take this man—even his wife and children—and have them all thrown in jail! Keep them there until all of his debt to me has been paid off or until the day they die!" he ordered.

Story-telling Tips**Ahead of time:**

1. Read the Bible verses and story. Pray!
2. Create story cue cards on index cards (or highlight text).
3. Practice telling story dramatically, timing your presentation. Shorten, if necessary to fit your allotted time.
4. Decorate area with story props that help bring your story alive.

During your presentation:

1. Maintain as much eye contact as possible as you tell the story. Point to/use props at important points in the story. Include the kids in your story with a few questions about what they think will happen or words/concepts that might be new to them.
2. Watch the kids for signs that their attention span has been reached. Shorten, if necessary.

The servant fell to his knees before the king and said, "O king, be patient with me. I will pay back everything I owe you, just give me time."

The king knew this was impossible. This servant could work every day of his life and still not pay back all the money. But this king was a loving king. He had a patient, enduring kind of love that cared for others. A love that was not easily-angered or kept a record of wrongs; love that treated others better than they deserved, even when they had sinned against him again and again. It forgave others completely, from the heart. So he said to the servant, "You deserve punishment, but I have decided to forgive you. You never have to pay me back the money you owe me. You and your family don't have to go to jail. You don't even have to sell your things. You are completely forgiven. Now go. Your debt is canceled," he told the man.

The tax collector could hardly believe his ears. Could it really be that the king would forgive so large a debt as his? What king had ever acted so mercifully as this! "Thank you, thank you, sire," the grateful servant said. and left the king's throne room rejoicing.

Yet hardly had that servant left the presence of the king when he ran into another servant who owed him some money. "Hey, you! I've been looking for you! Do you remember those thousands of dollars I loaned you? It's long past time that you pay me back. Give it to me, now!" the servant demanded as he grabbed the other man by the neck and began to choke him.

"I can't! I don't have it yet!" the servant fell to his knees and pleaded. "Please be patient with me. I will pay you back as soon as I can. I promise."

Hadn't these been the very words the servant had spoken to the king? He had asked the king for patience and the king had shown him mercy and forgiven his debt.

Would this man remember to be like his king who had treated him so lovingly? Would he have a patient, enduring, kind of love that cared for others? A love that was not easily-angered or kept a record of wrongs? A love that treated others better than they deserved, even when they had sinned against him, that forgave others completely, from the heart?

No, he would not! The king had just forgiven him

that huge sum of money; yet all that greedy, selfish man could think about was the much smaller amount of money that this servant had not paid him.

"Why should I show you mercy? You will get what you deserve for how you've treated me. The money is due now and you can't pay it. You know the punishment. It's off to prison for you. And there you will stay until you can pay me back every bit that you owe me. Guards, throw this man in jail!" And so they did.

News of what happened reached the king and he was furious! Once more, the king's men dragged this servant before the king, but things didn't turn out as they had the first time.

"You wicked servant," the king said. "I canceled your huge debt because you begged me to. How could you forget that? You should have shown mercy on your fellow servant for the little debt he owed you!"

'Guards, take this man to the prison. He is to be punished and left in prison until he has paid back every penny he owes me!' The guards grabbed the tax collector and carried him away."

As Jesus finished the story, He looked at Peter and said, "This is how my heavenly Father will treat each of you unless you forgive your brother from your heart."

Now Peter could see. Like the first servant, we have a huge debt that we each owe to God, our great King. It is even worse than a huge debt of money: it is a huge debt of sin. And it is a debt so big that we can never pay it off. As a punishment for our sins against God, we deserve a punishment even worse than being thrown into jail with our families and having all of our things sold. We deserve to receive eternal punishment in hell.

Yet God, like the king in the story, has chosen to treat all who confess their sins to Him with love and forgiveness. He calls His people to be like Him, loving others far better than they could ever deserve.

"If I don't keep forgiving someone who wrongs me, then I am being just like that wicked servant!" Peter thought. "God has forgiven me my sins, Now I must love others the same way that God has loved me: with unending mercy and patience, kindness and forgiveness, even if they treat me badly over and over." Peter understood Jesus' lesson. Now he would need to go and live it out.

Cracking the Case:

It's time to answer our Case Questions.

1. To multiply means to make something get a lot bigger, just like in math we multiply numbers together to get big numbers quickly. Who was the Man who needed to multiply? What did he need to multiply? Peter. He was to multiply (greatly increase) the number of times he forgave someone who wronged him.

2. Who told him to multiply? How many times? Why was this so important? Jesus told Peter to forgive someone seventy-seven times, not just seven. He meant to not stop forgiving someone. He said that we need to forgive others, if we want God to forgive us.

Something for You and Me

Our Bible Truth is: God's People Love Others

Our Bible Verse is: 1 Corinthians 13:4-8, 13

"Love is patient and kind; love does not envy or boast; it is not arrogant or rude. It does not insist on its own way; it is not irritable or resentful; it does not rejoice at wrongdoing, but rejoices with the truth. Love bears all things, believes all things, hopes all things, endures all things. Love never ends. So now faith, hope, and love abide, these three; but the greatest of these is love."

What about you and me? Can we ever love God with all of ourselves? Never on our own! There is only one way we can even begin to love God as He calls us to: by turning away from our sins and trusting in Jesus as our Savior. When we do, God will give us a new heart, filled with His Holy Spirit. He will work powerfully in our hearts, helping us to love Him more and more.

But what a wonderful day it will be when God's people live together with God in heaven. For then, they will be completely changed and will truly love Him with all their heart, mind, soul and strength forever.

Let's praise God for sending Jesus to save sinners like us and like Peter. Let's praise Him for promising to send the Holy Spirit into the hearts of His people, helping them to love God as He wants them to. And let's ask Him to send the Holy Spirit to work in our hearts so that we might love God with all our heart, mind, soul, and strength.

Close in prayer.

Closing ACTS Prayer

A God, we praise You for being so merciful to sinful people. We praise You for being the Forgiver of Your people's sins.

C God, we confess that like the first tax collector in the story, we often do not forgive others as You want us to. We all need a Savior! We need You to help us forgive, too!

T God, we thank You that Your forgiveness is so great that even the worst of sinners can receive Your forgiveness. Thank You for sending the Holy Spirit to live in Your people's hearts so that they can forgive others as You want them to.

S God, work in our hearts! Help us to turn away from our sins and trust Jesus as our own Savior. Send the Holy Spirit to live in our hearts and help us to forgive others as You want us to.

Special Words

Tax Collector: This was someone a king hired to collect the tax money from the people who lived under his rule--money he would use to rule over them well. But unfortunately, kings in those days, often let them also force the people to give them a lot of extra money

Rabbi: Jewish teacher of God's Word.

ACTS PRAYER ACTIVITY

Use this sheet to write down your ACTS Prayer

Instructions:

Use this sheet to help the children apply the Bible Truth into a prayer. You can use the ACTS provided or even better, have the kids think of their own applications. Also have the children add their personal requests to the prayer, too. Lead the children in the prayer or let them pray sections, with your help. Never force a child to pray! Non-readers can participate by you whispering a section of the prayer into their ear and allowing them to pray it aloud for the group.

ADORATION:

God, we praise You for being a God of love. You show Your love to all people, especially by offering to save them from their sins through Your Son, Jesus.

God, we praise You for being.....

Add your own Adorations:

CONFESSION:

God, we confess that we have not loved others as You have called us to.. We need a Savior to save us from our sins!

God, we have sinned against You....

Add your own Confessions:

THANKSGIVING:

Thank You, God for giving us people who love us. Thank You for Your Holy Spirit who helps Your people love others as You want them to.

God, we thank You for...

Add your own Thanksgivings:

SUPPLICATION:

God, work in our hearts! Help us turn away from our sins and trust in Jesus as our Savior. Make us Your people! Send Your Holy Spirit to live inside of us. Help us to love others like You have loved us.

God, we need Your help...

Add your own Supplication:

SNEAKY SNACK

Can you figure out how this snack ties in with our case?

Snack: Fall Crops and Stacks of Money

Grapes, pomegranates, figs, raisins—seasonal crops coming to ripen in Capernaum at that time. And, round crackers “money” to symbolize the debt the one tax collector owed to the king and the debt the other tax collector owed to him.

This is only a suggestion. Feel free to modify. Be mindful of allergy issues among your children!

Case Tie-in: Around harvest time in Capernaum, Jesus told Peter and the other disciples the parable of the tax collector who received forgiveness from the king for the huge amount of money he owed him. Jesus told how the tax collector should have shown the same kind of forgiveness to his fellow tax collector as he had received from the king, but who treated him harshly instead. Jesus wanted Peter and others to understand that they had been forgiven so much by God and they should show the same love to others by forgiving them for whatever much smaller wrongs they have done to each other.

SOUL FOOD

Food for thought during snack time

1. What does the snack have to do with the story?

Choose a few questions from the other activity discussion sheets to talk about during this snack time.

2.

3.

4.

5.

6.

7.

Directions: Read and discuss Bible Truth, using a FEW of the questions. Play game. Feel free to modify the game to fit your children.

God's People Love Others

God is loving toward all people, even His enemies. He created them and gave them life. He shows them patience, love and kindness. He takes care of their needs. Best of all, He offers forgiveness of sins to all who confess their sins to Him, turn away from them, and trust in Jesus as their Savior. This is how they can become His people, adopted into His family forever.

God wants His people to treat people—even their enemies-- in the same loving way as He does. He wants them to treat everyone with patience, love and kindness. He wants them to care about their needs, especially their need to hear the good news of salvation through Jesus.

While God treats all people with love, He has a special love for His people. Through Jesus, He has adopted them to be in His family. They will live with Him and with each other forever in heaven.

God wants His people to love each other like sisters and brothers, since they are all in His special family of people. Jesus said that when God's people love each other as He has loved them, others will know that they really are His people. God's Holy Spirit, working in their hearts, helps God's people to love others as He wants them to.

Understanding the Bible Truth

1. Who is God loving towards and how does He show it? *God is loving towards all. He treats them with patience, mercy and kindness; takes care of their needs; forgives all who confess their sins.*
2. What makes forgiveness one of the best parts of God's love? *God's forgiveness comes at a great cost to Himself: the giving up His Son as the only sacrifice that could pay for our sins.*
3. How does God want His people to treat others? *With the same kind of love He shows.*
4. Why does God expect His people to treat their enemies with love? *While His people were still enemies (in rebellion) to Him, He sent His Son to die for their sins. He wants them to treat others as He treated them.*
5. What is different about the love that God has for His people? *It is a covenant (special promise) love that will last forever.*
6. What is different about the love that God wants His people to show for each other? *He wants them to love each other with covenant love, too. Others will know they are His people if they do.*
7. Can God's people love others as God has loved them on their own? Why not? *No, they can't. They are forgiven by God for their sins, but they are still sinners. They will never love others here on earth as fully as God wants them to.*
8. Who helps God's people love others as God wants them to? *God's Holy Spirit helps them to love as God wants them to love.*
9. How can we become part of God's special family? *By turning away from our sins and trusting in Jesus as our Savior.*

Bible Verse Connection Question

1. What does our Bible Truth have to do with our **Bible Verse: 1 Corinthians 13:4-8,13**: "Love is patient and kind; love does not envy or boast; it is not arrogant or rude. It does not insist on its own way; it is not irritable or resentful; it does not rejoice at wrongdoing, but rejoices with the truth. Love bears all things, believes all things, hopes all things, endures all things. Love never ends. So now faith, hope, and love abide, these three; but the greatest of these is love."?

These verses tell us how God wants His people to love others. This is how He has treated them through Jesus. He wants them to be like Him and go and love others this way, too. God's Holy Spirit helps them love in these ways. He helps them love even when it is very hard.

Bible Truth Story Connection Questions

1. What did Peter learn about how many times he should forgive others? *He should never stop forgiving others from the heart because this is how God has forgiven him.*
2. What is the difference between the love God shows in forgiving us and the love we show when we forgive someone who wrongs us? *God's love has to be so much greater than our because we have sinned against Him so much more than anyone has ever sinned against us.*

Life Application Questions

1. Have you ever found it hard to persevere in faithful love to someone else? When?
2. What is something good for God's people to remember when they have to forgive someone and they don't want to? *Remember God's forgiveness of their sins; remember that it is His command to forgive others.*
3. How can we become God's people? *By turning away from our sins and trusting in Jesus as our Savior.*

ACTS Questions

1. What is something we can praise God for because of this Bible Truth? *Praise God for His great love for His people shown through sending His Son to save His people.*
2. What are sins we can confess to God because of this Bible Truth?
Confess that we have not loved others as God calls us to.
3. What is something we can thank God for because of this Bible Truth?
Thank God for giving us people who love us. Thank God for His Holy Spirit who helps His people love others as God wants them to.
4. What is something we can ask God for because of this Bible Truth?
Ask God to work in our hearts and make us His people. Ask God to help us to turn from our sins and trust in Jesus as our Savior. Ask God to fill us with His Holy Spirit and help us to love others in the same way that He has loved His people.

The Gospel

1. God wants His people to love others as He has loved them? How has God shown His great love to His sinful people? What is the gospel?
God is the good Creator and King of the world. He made people to worship Him and live by His good laws. But we are all sinners who have rebelled against Him. We all deserve death--God's just, eternal punishment for our sins. How terrible! But God has good news for us. In His great mercy, God sent His Son Jesus to earth to save sinners. Yes, Jesus, the perfect Son of God, left His home in heaven and became a man. He lived the perfect life that pleases God. (He's the only one who has ever done that!) He offered it up to God His Father as the perfect sacrifice for sins when He suffered and died on the cross. Then, on the third day, Jesus rose from the dead in victory. He had fully paid for the sins of God's people, so they wouldn't have to! Now all who turn away from their sins and trust in Jesus as their Savior will receive forgiveness of sins and eternal life with God. They will be His very own special people who will know Him and enjoy Him forever. We can be God's people, too, if we turn from our sins and trust in Jesus as our own Savior.

Game: Rush to Safety

Materials

Construction Paper
CD and CD player
Masking Tape
Small bowl or bag
Bible Truth Questions

Preparing the Game

1. Choose 20+ questions for your game from the Bible Truth Discussion Questions, or make up your own.
2. Write the Bible Truth questions on small thin strips of paper (or make a photocopy of the Bible Truth Discussion Questions and simply cut them into strips) and put them in the bag/bowl.
3. Cut circles about 9" in diameter, enough for every child but one.
4. Tape the circles on the floor around the room.

Playing the Game

Point out the safety spot circles on the floor. Tell the children that you will tell the children to move however you command them to move, such as march, walk, skip, crab crawl, etc. (BUT NOT RUN!!!) when you play the music. But when the music stops, they are to get to a safety spot. Show them that there is one spot too few for them all so that someone will be caught out. The child who has no safety spot picks a question for the class to answer. If the class answers it correctly, then the child is added back into the group. If not, then the child stays out and another safety spot is removed.

Game continues as number of questions, time, and attention span allow.

NOTE: Have the children who are "out" help make up actions for the other children to do, put them in charge of the music, etc. along with you. This will keep them happily occupied as they continue.

Non-competitive Option

Have the child without a safety spot choose a question for the class, but then join the game, even if the class gets it wrong. Add the question back into the bag for further review. Don't reduce the number of safety spots.

Optional TAKING IT TO OTHERS Activity: Quiz Questions

Have the children choose a few of the questions from the game to ask the parents/other children during TAKING IT TO OTHERS time. Help pre-readers by whispering the question in their ear and letting them ask it aloud to the parents/other children. Make sure you read the Bible verse aloud before you ask your questions.

Directions:

1. Write words to song in large print before class.
2. Play the song for the children, helping them follow along on the song sheet.
3. Discuss the song, using a few questions from the discussion sheet. *Don't use them all!*
4. Introduce sign language for key words of your choice from sign language sheet for your song. Use as few or as many as you think the children can learn.
5. Sing and sign the song. Sign language as well as large format lyrics and sheet music are found in the PFI Unit Songbook or online.
6. If desired, play the Song Game.

Optional TAKING IT TO OTHERS Activity: Presenting and Singing the Song

1. Sing and sign the song, encouraging the watching children/parents to join in.
2. Ask the class some of the questions listed below. The Bible Truth Connection Question is particularly good to help them understand how the song ties in with the Bible Truth.

Blest Be the Tie that Binds

Verse 1

Blest be the tie that binds,
our hearts in Christian love;
The fellowship of kindred minds,
is like to that above.

Refrain:

Blest be the tie, Blest be the tie,
Blest be the tie that binds,
Blest be the tie, Blest be the tie,
Blest be the tie that binds.

Verse 2

Before our Father's throne,
we pour our ardent pray'rs;
Our fears, our hopes, our aims are one,
Our comforts and our cares.

Verse 3

We share our mutual woes,
our mutual burdens bear;
And often for each other flows,
the sympathizing tear.

Verse 4

When we asunder part,
It gives us inward pain;
But we shall still be joined in heart,
And hope to meet again.

Listen to it on PFI ESV Songs 12, Track 11

Understanding the Song

1. What is the tie that "binds" the hearts of God's people? *Just like a tie (string) tied around a bundle of things hold them together, there is a special fellowship that binds God's people together. They know who God is and love Him. They love sharing about Him together. In their hearts they each have His Spirit at work, helping them to love Him and each other more. This is a fellowship of love and each other that holds them together as part of God's family.*
2. What is the fellowship of love that binds God's people together? *"It is like to that above"—a little taste of what they will have in heaven.*
3. How do God's people show this special fellowship of love in their prayers? *They pray "ardently" (with great desire), they pray about each other's fears, hopes, aims (what they hope to do) as if they are their own.*
4. How do God's people show this special fellowship of love as they talk with each other? *They share their woes and burdens (hard things) and care so much that they will even cry in sympathy over them.*
5. How do God's people show this special fellowship of love when they "asunder part" (are apart from each other)? *They are sad to have to say goodbye because they love being with them; they still care for them in their heart, and look forward to seeing each other again.*

Bible Truth Connection Question

1. How does this song relate to our Bible Truth: **God's People Love Others?**

God's People are to love everyone, but have a special love for each other, since they are like brothers and sisters in God's family. They show this love by praying for each other, listening and caring about each others problems, and looking forward to meeting together again when they part.

Story Connection Question

1. How does this song relate to the story? *Peter learned from Jesus that the special love that God's people are to have for each other means to never stop forgiving someone when they sin against you.*

Bible Connection Question

1. What does this hymn have to do with our Bible Verse: **1 Corinthians 13:4-8,13**: "Love is patient and kind; love does not envy or boast; it is not arrogant or rude. It does not insist on its own way; it is not irritable or resentful; it does not rejoice at wrongdoing, but rejoices with the truth. Love bears all things, believes all things, hopes all things, endures all things. Love never ends. So now faith, hope, and love abide, these three; but the greatest of these is love."?

The Holy Spirit is the tie that binds the hearts of Christians together in love. Through His work in their hearts, He helps them to love each other with love that is like God's love, the love of "above", of heaven. They love each other in ways that this verse describes. They share each others' mutual woes and they pray about each other's cares, and bear each others' burdens. Even when they are apart, their love for each other perseveres.

Life Application Questions

1. How can God's people be affected by the message of this song?

They can praise God gives His people the Holy Spirit to bind their hearts together in a love so special that they love each other in the same way as He has loved them. They can ask Him to put more of that kind of love in their hearts for His people.

2. How can we become God's people? *By turning away from our sins and trusting in Jesus as our Savior*

ACTS Questions

1. What is something we can praise God for from this hymn?

Praise God, the Holy Spirit, for being the great Worker of Love in God's people's hearts.

2. What are sins we can confess to God from this hymn?

That many times we do not love God's people as we should. We forget to pray for them. We do not care about their "woes", or help them with their burdens--the hard things they are going through. We are too busy thinking about ourselves. We deserve God's punishment. We need a Savior!

3. What is something we can thank God for from this hymn?

We can thank God His forgiveness for our sins. We can thank Him for the Holy Spirit's work in His people's hearts to help them love each other far more than they ever could on their own.

4. What is something we can ask God for from this hymn?

That God would work in our hearts that we confess our sins, might turn from our sins and trust Jesus as our Savior. We can ask Him to send the Holy Spirit to fill our hearts and give us love for His people.

Gospel Question

1. How can we become God's people? How can we have the Holy Spirit live in our hearts and help us to love others as God wants us to? What is the gospel?

God is the good Creator and King of the world. He made people to worship Him and live by His good laws. But we are all sinners who've rebelled against Him. We all deserve death--God's just, eternal punishment for our sins. How terrible! But God has good news for us. In His great mercy, God sent His Son, Jesus to earth as a man to save sinners. He lived the perfect life that pleases God. (He's the only one who's ever done that!) He offered it up to God His Father as the perfect sacrifice for sins when He suffered and died on the cross. Then, on the third day, Jesus rose from the dead in victory. He had fully paid for the sins of God's people, so they wouldn't have to! Now all who turn away from their sins and trust in Jesus as their Savior will receive forgiveness of sins and eternal life with God. They will be His very own special people who will know Him and enjoy Him forever. We can be God's people, too, if we turn from our sins and trust in Jesus as our own Savior.

Song Game: Big Voice, Little Voice

Materials

Song

Sign language signs used in the song printed out onto little cards

Blindfold

Preparing the Game

None.

Playing the Game

1. Practice the song and signs until the children know them well. Then tell them: "Children, we are going to hide a sign language sign and see if one of you can find it... with a little help from the rest of us!"
2. Choose someone to be "It" and blindfold them. Choose another child to hide one of the sign language cards. When it's hidden, "It" can remove the blindfold and begin to look.
3. The rest of the children will sing the song in a louder voice when "It" gets closer to the hidden sign and quieter when "It" gets further from the sign.
4. When "It" finds the hidden clue, another "It" is chosen and play begins again.

Game continues as number of questions, time, and attention span allow.

choose a FEW questions for discussion, then choose the game and/or music activity

Meditation Version: 1 Corinthians 13:4-8,13

"Love is patient and kind; love does not envy or boast; it is not arrogant or rude. It does not insist on its own way; it is not irritable or resentful; it does not rejoice at wrongdoing, but rejoices with the truth. Love bears all things, believes all things, hopes all things, endures all things. Love never ends. So now faith, hope, and love abide, these three; but the greatest of these is love."

Alternate Memory/Games Version: 1 Corinthians 13:4-8

"Love is patient and kind; love does not envy or boast... It does not insist on its own way; it is not irritable or resentful; it does not rejoice at wrongdoing, but rejoices with the truth. Love...endures all things. Love never ends."

Understanding the Bible Verse

1. What does it mean to be patient with someone? *To not give up on someone who is annoying you or has hurt you, but be willing to keep being their friend.*
2. What does it mean to be kind to someone? *To want to do good to someone and to treat them gently.*
3. What does it mean to envy? Why is that not loving? *To think what someone else has is good and be mad that you don't have it. It isn't loving because you are so busy thinking about what you don't have that you can't be glad that God gave them whatever they have. You don't want what is best for them, if you don't have it, too.*
4. Why is it not loving to boast or be proud? *Like envy, you are so busy comparing yourself to others that others might think best of you that you are not thinking of what is good for the others.*
5. What does it mean to be rude? *To be impolite and not think of others in how you act or speak.*
6. What does love not insist on? *On getting its own way.*
7. Why isn't it loving to be irritable or resentful or to keep a record of wrongs? *If you are irritable (easily angered) about what someone else does that you forget how easily you do wrong things, too. If you are resentful or keep a record of wrongs, you are not forgiving someone and you are not remembering how much God has forgiven you.*
8. Why would love not delight in evil but rejoices with the truth? *Delighting in evil is wanting something bad for someone.*
9. What does it mean to for love to bear all things, believe all things, hope and endure all things? *Keep loving someone without giving up.*
10. What is the greatest: faith, hope or love? Why? *Because we are all sinners in need of mercy and forgiveness--two key parts of love. Faith in God and hope in His salvation spring out of and are only available to us because of His love shown through Jesus. And, as we live with others, they will need our love as they fail and sin. It will not be enough to simply hope they treat us well or to have faith that they will. The fact is, we will all disappoint and sin against each other. It will take love to forgive and continue to love.*
11. Whose love will never end? How does that affect God's people? *God's love will never end. And, through His Holy Spirit working in them, the love God's people have for Him and for others will never end, too. He will give them what they need to go on loving, even when it is very hard.*
12. How can we become God's people? *By turning away from our sins and trusting in Jesus as our Savior.*

Bible Truth Connection Question

1. What does this verse have to do with the **Bible Truth: God's People Love Others?**

These verses tell us how God wants His people to love others. This is how He has treated them through Jesus. He wants them to be like Him and go and love others this way, too. God's Holy Spirit helps them love in these ways. He helps them love even when it is very hard.

Story Connection Questions

1. What does the verse have to do with our story? *Peter learned that we must be patient and persevering, not keeping a record of wrongs against others. Love means forgiving someone who sins against us time after time again.*

Life Application Questions

1. Which of these parts of love do you find hardest to do?
2. How does show His great love to sinners like you and me? *By forgiving all who turn away from their sins and trust in Jesus as their own Savior.*

ACTS Questions

1. What is something we can praise God for from this Bible Verse?

Praise God for loving His people perfectly in all the ways this verse describes.

2. What are sins we can confess to God from this Bible Verse?

That we are all sinners. We do not love others like These verses tell us we should. We need a Savior!

3. What is something we can thank God for from this Bible Verse?

We can thank God for sending the Holy Spirit to work inside His people's hearts, helping them to love others in these ways.

4. What is something we can ask God for from this Bible Verse?

We can ask God to work in our hearts that we would want to confess our sins, turn away from disobeying Him and trust in this wonderful Jesus as our own Savior. We can ask Him to send the Holy Spirit to live in our hearts and help us to love others as He wants us to.

The Gospel

1. What is the good news of God's love for His people? How can they know His love, when they have not loved Him or others as He requires? What is the good news of Jesus? What is the gospel?

God is the good Creator and King of the world. He made people to worship Him and live by His good laws. But we are all sinners who have rebelled against Him. We all deserve death--God's just, eternal punishment for our sins. How terrible! But God has good news for us. In His great mercy, God sent His Son Jesus to earth to save sinners. Yes, Jesus, the perfect Son of God, left His home in heaven and became a man. He lived the perfect life that pleases God. (He's the only one who has ever done that!) He offered it up to God His Father as the perfect sacrifice for sins when He suffered and died on the cross. Then, on the third day, Jesus rose from the dead in victory. He had fully paid for the sins of God's people, so they wouldn't have to! Now all who turn away from their sins and trust in Jesus as their Savior will receive forgiveness of sins and eternal life with God. They will be His very own special people who will know Him and enjoy Him forever. We can be God's people, too, if we turn from our sins and trust in Jesus as our own Savior.

Game: Balancing Act

Materials

Bible verse written up in large print so that all can see
 10 or so various balance-able items, per team
 (erasers, plates, rulers, books, shoes, etc.)
 Paper, marker
 2 baskets/boxes per team

Preparing the Game

1. Make copy of the verse per team and cut it apart into as many parts as there are items per team. Number these verse pieces in order.
2. Make a sign per team of the verse. If you have a lot of non- or early readers, write the verse in easy to read print, numbering each word/section that correspond to the sections on the cut-up version of the verse. If your children are all proficient readers, do not write the verse on the poster board, but simply draw lines and number them 1-10, corresponding to the 10 verse pieces.
3. Write down and cut out the numbers used on the verse pieces and put in a little bag or jar.
4. Use masking tape to mark starting line. Tape the verse pieces to the items and make a pile for each team at the far end of the relay area.
5. Place items for each team in a basket and place at each team's starting point. Place the other baskets at the other end of the relay area.

Learning the Verse

Some or all of your children may be non- or early readers. Teach the verse in sections, having them say it after you. Repeat a few times. Add clapping or other movement as they say it.

Directions

1. If desired, lead the children in a discussion of a **FEW** of the most important questions before beginning game.
2. Explain the game to them as follows:
 Divide the children into teams and have them line up at a start line. Have the whole group say the verse together. Then draw a number from the bag. Tell the first person in each line to pick an item from the basket at the starting line. They are to put it on their head, and balance it down to the other end. If they drop the item, they just pick it up and continue from that point. When they get there, they are to put their balanced item in the basket and then say the verse to the leader. The leader will then give them the piece of verse with the number on it that was drawn. The two children then rush back to their team with the verse piece and sit down at the back of the line. When all items have been taken down to the other end and all verse pieces retrieved, have been retrieved, they will then put all the pieces in verse order. If working with less confident readers, point out to them that they can use the sign you made and the numbers in the verse pieces as hints to help them line it up properly. After getting it in order, the team will finish by saying the verse all together. The first team to do so, wins.

Non-competitive Option

Don't divide the children into teams. Have them say the verse together, then have one child retrieve the correctly numbered verse piece for the group. Everyone assembles and says the verse together at the end.

Optional **TAKING IT TO OTHERS** Activity: Quiz Questions

Have the children choose a few of the questions from the game to ask the parents/other children during **TAKING IT TO OTHERS** time. Help pre-readers by whispering the question in their ear and letting them ask it aloud to the parents/other children. Make sure you read the Bible verse aloud before you ask your questions.

Directions:

1. Write words to song in large print before class.
2. Play the song for the children, helping them follow along on the song sheet.
3. Discuss the song, using a few questions from the discussion sheet. *Don't use them all!*
4. Introduce sign language for key words of your choice from sign language sheet for your song. Use as few or as many as you think the children can learn.
5. Sing and sign the song. Sign language as well as large format lyrics and sheet music are found in the PFI Unit Songbook or online.
6. If desired, play the Song Game.

Optional TAKING IT TO OTHERS Activity: Presenting and Singing the Song

1. Sing and sign the song, encouraging the watching children/parents to join in.
2. Ask the class some of the questions listed below. The Bible Truth Connection Question is particularly good to help them understand how the song ties in with the Bible Truth.

Love

Love is patient, love is kind, love does not envy or boast,
It is not arrogant or rude, Does not insist on its own way,
It is not irritable, It is not rude,
Does not rejoice in wrong-doing, but with the truth.

Love bears all things, believes all things,
Hopes and endures all things,
Faith, hope and love abide these three, but the greatest is love.
Love never ends, love never ends, love never ends.
Faith, hope and love abide these three, but the greatest is love.
First Corinthians Thirteen, four through eight, and thirteen.

Listen to it on PFI ESV Songs 12, Track 12

Song Game: Sign It, Say It, What Does It Mean?

Materials

Sign Language signs used in song, particularly choose words with important meanings you want the children to learn, such as "grace", "redeem", etc.

Bag or bowl

Preparing the Game

1. Cut out signs and put in bowl.

Playing the Game

1. Practice the song and signs until the children know them well. Then put all the signs we've learned in this bag/ bowl and mix them up.
2. Ask one of the children to choose a sign, but not show it to anyone...but you, if they need some help.
3. Ask the child to do the sign for the rest of the children and see if the other children can guess which one it is. Do the sign with the child, if desired.
4. When the children guess the sign, ask them the meaning of the word. If no one guesses the sign, put it back in the bowl to be picked again.
5. Choose another child to pick a new sign from the bag and continue.

NOTE: You might want to sing the song after you do each word or couple of words.

Directions: Read and discuss Bible Truth, using a FEW of the questions. Play game. Feel free to modify the game to fit your children.

General Story Questions

1. Why did Peter think seven times was a generous number of times to forgive someone? *Because three times was the number the rabbis thought was proper to forgive someone. Peter's number was over double that amount.*
2. What number of times to forgive someone did Jesus think was closer to the right answer? *Seventy-seven times, literally, but He probably was conveying the idea that you should never stop forgiving someone.*
3. Who is the king in Jesus' story like in real life? Why? *God because He is king over all and because He is merciful, patient and forgiving to those who ask Him for mercy.*
4. Who is the first servant in the story like in real life? Why? *Us. We have wronged God terribly with all our sins.*
5. What are our debts to God, money or something else? *Sin is our debt. We have rebelled against God and deserve to pay punishment for our sins.*
6. How big is our debt of sin to God? *It is so big that we deserve eternal punishment. It is so big that we can never pay for our sins. They deserve for us to always be punished for God, without an end.*
7. How did God, the King of everything, pay the price for His people's sins, Himself? *By sending His Son Jesus to die on the cross and die for the sins of His people. He paid their debts completely. They are forgiven and can enjoy eternal life with Him, instead of the eternal punishment for their sins.*
8. How can we know God's forgiveness for our sins? *By turning from our sins and trusting in Jesus as our own Savior.*
9. Who is the second servant like in real life? Why? *Others who do bad things to us and who need us to forgive them.*
10. Why is it so wrong for us to not forgive others when God has forgiven us? *Because if God has forgiven us all our countless sins, we should do the same for others who have only done little wrongs against us, in comparison.*
11. What did Jesus say would happen to people who would not forgive their brother from their heart? *They would receive a terrible punishment from God.*
12. Who can we go to help us to forgive others the way Jesus wants us to? *To God. He will send His Holy Spirit to work in our hearts and help us to forgive from our heart.*
13. Why do you think it was so easy for the servant to forget to treat the other tax collector as the King had treated him? *Because he, like us, is a sinner. It is all too easy for us to think a lot about ourselves and what we want others to do for us, but then forget to think about others and what we can do for them.*
14. What does it mean to forgive someone from the heart? *To not hold the wrongs against them any more.*
15. How is forgiving someone, loving them? *Much of love is treating someone better than they deserve when they are treating you unkindly. Without forgiveness people have broken friendships that can't be fixed.*
16. Can we ever forgive or love people as God wants us to on our own? *No, we can't.*
17. Who helps God's people to forgive and love people as He wants them to? *The Holy Spirit, living and working in their hearts. He gives them grace to do what they could never do on their own.*
18. How can we have the Holy Spirit live in our heart and help us to forgive and love others as God wants us to? *By turning away from our sins and trusting in Jesus as our Savior. He promises to send the Holy Spirit to live in the hearts of all who do this.*

Bible Truth Connection Questions

1. What does this story have to do with our Bible Truth: **God's People Love Others**? *Peter learned that love is patient and forgiving. It keeps no record of wrongs. He learned that we should always forgive others because of how God has forgiven us.*

Life Application Questions

1. What does this story tell us about how God wants us to treat people who do bad things against us and ask for our forgiveness? *He wants us to forgive them over and over again.*
2. Do you find it hard to forgive someone when they have wronged you?
3. How can we love people as God wants us to love them? *When we turn away from our sins and trust Jesus as our Savior, God will send the Holy Spirit to live in our heart and help us to love and forgive others as He wants us to.*

Bible Verse Connection Question

1. What does the story have to do with our **Bible Verse: 1 Corinthians 13:4-8,13**: “Love is patient and kind; love does not envy or boast; it is not arrogant or rude. It does not insist on its own way; it is not irritable or resentful; it does not rejoice at wrongdoing, but rejoices with the truth. Love bears all things, believes all things, hopes all things, endures all things. Love never ends. So now faith, hope, and love abide, these three; but the greatest of these is love.”?

These verses tell us that God’s people are not to keep a record of wrongs. This doesn’t mean that we shouldn’t write down the bad things people do to us. It means that in our hearts we should forgive them for the wrongs things they do and then treat them with love instead of holding a grudge against them.

ACTS Questions

1. What is something we can praise God for being that we learned in our story? *Praise God for being so merciful to sinful people. Praise God for being the Forgiver of His people.*

2. What is something we can confess as sin that we learned in our story?

Confess that like the first tax collector in the story, we often do not forgive others as God wants us to. We all need a Savior!

3. What is something we can thank God for that we learned in our story? *We can thank God that His forgiveness is so great that even the worst of sinners can be forgiven by Him. We can thank Him for sending the Holy Spirit to live in His people’s hearts so that they can forgive others as He wants them to.*

4. What is something we can ask God for that we learned in our story? *We can ask God to work in our hearts, helping us to confess our sins, turn away from them and trust Jesus as our own Savior. We can ask Him to send the Holy Spirit to live in our hearts and help us to forgive others as He wants us to.*

The Gospel

1. What did God do to forgive His people’s debts—sins—against Him? What is the gospel?

God is the good Creator and King of the world. He made people to worship Him and live by His good laws. But we are all sinners who have rebelled against Him. We all deserve death--God’s just, eternal punishment for our sins. How terrible! But God has good news for us. In His great mercy, God sent His Son Jesus to earth to save sinners. Yes, Jesus, the perfect Son of God, left His home in heaven and became a man. He lived the perfect life that pleases God. (He’s the only one who has ever done that!) He offered it up to God His Father as the perfect sacrifice for sins when He suffered and died on the cross. Then, on the third day, Jesus rose from the dead in victory. He had fully paid for the sins of God’s people, so they wouldn’t have to! Now all who turn away from their sins and trust in Jesus as their Savior will receive forgiveness of sins and eternal life with God. They will be His very own special people who will know Him and enjoy Him forever. We can be God’s people, too, if we turn from our sins and trust in Jesus as our own Savior.

Game: What's in the Box?

Materials

10-20 Various props or pictures with an association with the story
Paper and Marker
Large box or basket
Story Review Questions

Preparing the Game

1. Choose 20+ questions for your game from the Story Review Discussion Questions, or make up your own.
2. Place the props/pictures in the box.

Playing the Game

Divide the children into two teams. Teams will take turn having one of their members reach into the box and pull out a story prop/picture. He will show it to his team and they will come up with an answer as to how that particular prop relates to the story. A correct answer wins 2 points for the team. The team can double their points if they can also tell something from the story they learned about God or about how He wants His people to live. If the team is unable to come up with an answer, then the other team can give an answer for 1 point. For extra fun, you can add some props/pictures that have nothing to do with the story, making the children eliminate them....or even try to think of way it could be added to the story.

Game continues until all children get to pull out a prop/picture,, or as number of questions, time, and attention span allow.

Non-competitive Option

Have the children sit down in a circle around the box. Have the children take turns pulling props/pictures out of the box for the other children to tell what it has to do with the story.

Optional TAKING IT TO OTHERS Activity: Quiz Questions

Have the children choose a few of the questions from the game to ask the parents/other children during TAKING IT TO OTHERS time. Help pre-readers by whispering the question in their ear and letting them ask it aloud to the parents/other children.

CASE REPLAY ACTIVITIES

Use this guide to review the Case Story and act it out for others to enjoy!

CASE REPLAY, JR: YOUNGEST CHILDREN

Description: The children will act out the story together, everyone doing the same action/sound effect at the same time. This activity is most suitable for kindergarteners.

Materials

The Case RePlay, Jr. script for younger children

Preparation

1. Read through the script and write in the blanks along the side possible actions/sound effects the children could do to act it out.

Instructions

1. Tell the children that they will be re-enacting the story together as you tell it.
2. As you read the script, lead the children in actions/sound effects to do with you.
3. If desired, you can read the script and stop at certain sentences and ask them what a good action/sound effect would be to act out what you just read.
4. Repeat the re-enactment one or two times more.

CASE REPLAY, SR: OLDER CHILDREN

Description: The children act out the story as a three-scene play. You will narrate it using the Case RePlay, Sr. script and they will act it out (no spoken words, for the most part), with each child assuming a different character's role. This activity is most suitable for first grade and up. You will review the story, then practice it a few times before performing it for others.

Materials

The Case RePlay, Sr. script
White board or other large format paper
Costumes and props

Preparation

1. Prepare for the play by choosing costumes and props for each character in the story. Decorate the area with any scenery props.
2. Write the words "Beginning," "Middle," "End" on a large piece of paper/whiteboard with plenty of space under each heading. You will use this paper to help the children think about the story as a three-scene play, as it is presented in the script.

Instructions

1. Tell the children that they will get to act out the story as a three-scene play, with a beginning, middle and end section. Tell them that before they can act it out, they need to think it out. as you narrate it with your script.
2. Take the children's answers as they recount the story, helping them put key incidents in the right order.
3. If desired, when they have filled in their Beginning, Middle, End, read through your whole (real) script, so they hear exactly what you will have them act out.
4. Then tell the children that it's time to practice acting out the story.
5. Assign parts to each child. If you are using costumes, do NOT give them out at this point. They will be a distraction.
6. Have all the children sit on the floor or in chairs on one side of the "stage," then call the characters up in place as their part in the story comes.
7. As you read the script, guide the children in where you want them to move or do to act it out.
8. After going through the whole script once, give out any costumes and props and act out the script once or twice more.

Optional TAKING IT TO OTHERS Activity: Re-enacting the Story

Read the script as the children act out together (younger) or assuming different roles (older) as the other children or the parents watch.

CASE REPLAY, JR--YOUNGER KIDS (KINDERGARTEN) P.2

“Welcome to our play! The name of our story is called: The Case of the Man Who Needed to Multiply.

This is a New Testament story. It took place takes place during New Testament times when Jesus lived on earth.

And now we present: “The Case of the Man Who Needed to Multiply.”

Scene 1:

Peter asked Jesus if seven times is enough times to forgive someone who has wronged him. He thought he was giving a more generous answer than the usual three times the teachers of the law taught. Jesus tells him that seventy seven times is a closer answer and tells Peter a story to show what He means.

Actions:

Scene 2:

A king checks his records to see if his servants have really given him all the money they should have and finds that one owes him millions of dollars. The king orders his guards to bring this servant to him. The king questions the man about the missing tax money. The king threatens to sell all of his things and have he and his family thrown into jail until it is all paid off. The servant begs for mercy and patience. The king shows the servant mercy. He forgives his entire debt. The servant is so relieved that the king has forgiven him. He leaves rejoicing.

Scene 3:

The servant immediately runs into another servant who owes him a few thousand dollars. He grabs him by the neck and demands it. The second servant pleads for mercy and patience, just as the first servant had done to the king. The first servant refuses and has him thrown into jail until he has paid him his money. News of what this servant has done reaches the king. He is furious. Guards come and bring the first servant back for questioning by the king. The king throws the servant in jail for not showing the other servant the same mercy and patience that he had shown him. Jesus warns that God will treat this same way those who do not forgive others from the heart as God has forgiven them.

Bible Truth Tie-In:

The Bible Truth we are learning is: **God’s People Love Others.** Peter learned that love is patient and forgiving. It keeps no record of wrongs. He learned that we should always forgive others because of how God has forgiven us.

CASE REPLAY, SR--OLDER KIDS (1ST GRADE AND UP) P.3

"Welcome to our play! The name of our story is called: The Case of the Man Who Needed to Multiply.

This is a New Testament story. It took place takes place during New Testament times when Jesus lived on earth.

The characters in our story are: Peter; Other disciples; Jesus; King; Servant with huge debt; Servant with small debt; Guards; and, Servant's family.

And now we present: "The Case of the Man Who Needed to Multiply."

Scene 1: (Beginning)

Peter asked Jesus if seven times is enough times to forgive someone who has wronged him. He thought he was giving a more generous answer than the usual three times the teachers of the law taught. Jesus tells him that seventy seven times is a closer answer and tells Peter a story to show what He means.

Scene 2: (Middle)

A king checks his records to see if his servants have really given him all the money they should have and finds that one owes him millions of dollars. The king orders his guards to bring this servant to him. The king questions the man about the missing tax money. The king threatens to sell all of his things and have he and his family thrown into jail until it is all paid off. The servant begs for mercy and patience. The king shows the servant mercy. He forgives his entire debt. The servant is so relieved that the king has forgiven him. He leaves rejoicing.

Scene 3: (End)

The servant immediately runs into another servant who owes him a few thousand dollars. He grabs him by the neck and demands it. The second servant pleads for mercy and patience, just as the first servant had done to the king. The first servant refuses and has him thrown into jail until he has paid him his money. News of what this servant has done reaches the king. He is furious. Guards come and bring the first servant back for questioning by the king. The king throws the servant in jail for not showing the other servant the same mercy and patience that he had shown him. Jesus warns that God will treat this same way those who do not forgive others from the heart as God has forgiven them.

Bible Truth Tie-In:

The Bible Truth we are learning is: **God's People Love Others.** Peter learned that love is patient and forgiving. It keeps no record of wrongs. He learned that we should always forgive others because of how God has forgiven us.

A Servant in Debtor's Prison

Description

The children will make a prisoner's hat and chains out of paper.

Materials

Patterns for hat brim and chain links

1 white 8" paper plate per craft

White Card stock

2 ½" pieces of sticky backed Velcro per craft

Black construction paper

Tape

Black markers

Preparing the Craft

1. Print out a copy of the 2 hat brim patterns onto card stock, 1 set per craft.
2. Cut along the dashed lines and fold edges of circle.
3. Print out patterns for hat brim and for chain links. Cut out each.
4. Tape together the two hat brim pieces to make one long piece. (Older children can do this step as part of the craft, if desired).
5. Use the template for the chain links to cut out at least 10 links per craft onto the construction paper.
6. Set out other supplies.
7. Make a sample for the children to see.

Making the Craft

1. Show children your sample.
2. Have them color in every other stripe on the hat brim with the black markers.
3. With tape, help the children attach the brim to the edges of the hat top "plate" (eating surface side, face down), cutting off excess of the band length, once you know exactly how much is needed. You will probably need to do this step completely for the younger children, maybe for most of your children. You can do this as they work on assembling their chain links.
4. Have the children form a set of 8 interlocking chains. Make the first chain, fastening with a piece of tape. Then slip the end of the next piece of paper through the first loop and fasten the ends of this second link with tape. Continue until you have 8 links.
5. Form the hand cuffs for each wrist using the same linking technique, but instead of using tape, attach a piece of the Velcro to these links so that they can be taken on and off.

Optional TAKING IT TO OTHERS Activity: Craft Presentation

If you are presenting the craft to other children or parents the children can hold up their crafts (or your model craft) and read their Bible Truth Connection answers to explain the importance of the craft.

CASE CRAFT**Discussion Guide****Instructions:**

As the children are settled into making their craft, ask them these questions to help them understand the craft's significance. Use the answers provided to guide the children's answers.

Discussion Questions

1. How did Jesus explain to Peter why we should forgive others who do bad things to us over and over? *With a story.*

2. Who did Jesus say we were like? *The servant who owed the king a huge debt and was forgiven.*

3. Who did Jesus say we are like if we don't forgive others?

Like the man who refused to forgive the other servant's little debt, even though the king had forgiven him his huge debt.

4. What is the Bible Truth that we are learning?
God's People Love Others.

5. What does our craft have to do with our Bible Truth: God's People Love Others?

Jesus told this story about the unmerciful tax collector to show Peter that God's people should love by forgiving others, just as God has forgiven their sins against Him.

6. What can this craft help us remember?

God wants us to show others love by forgiving them when they wrong us. He wants us to forgive them over and over again.

TAKING IT TO OTHERS**Craft Presentation****Instructions:**

Have children hold up your model craft/their crafts. Choose five children (or you say) the five sections below to explain the craft's importance.

Presentation:

1. Our craft is: A Servant in Debtor's Prison.


2. In Capernaum, Jesus told Peter the story of a king who put his unmerciful servant in debtor's prison because he refused to forgive another servant's small amount of debt even though the king had forgiven him a huge debt.

3. Bible Truth 3 is: God's People Love Others.

4. Jesus told this story about the unmerciful tax collector to show Peter that God's people should love by forgiving others, just as God has forgiven their sins against Him.

5. Our craft can help us remember that God wants us to show others love by forgiving them when they wrong us. He wants us to forgive them over and over again.

Note: Even non-readers can participate in presenting the craft, if you will whisper what they are to say in their ear and let them say it aloud for the others to hear.



Prisoner Hat Brim Pieces (Two Pieces)
Overlap the pieces along the dashed lines and tape after coloring in.

Chain Link Pattern

BEFORE CLASS:**1. PICK YOUR PERSON**

VIPPs can be anyone in your church! Typically, they fall into 6 categories: Church staff, Elders, Deacons/deaconesses, Special Volunteers (people who aren't paid, but spend a lot of time helping out in particular ways), Supported Workers (aka missionaries), and Church Members.

2. GATHER YOUR FACTS

Use the VIPP Information Sheet to write down the facts about your VIPP. The information on this worksheet is used in the VIPP activities, listed in the "Choose an Activity" section below.

DURING THE ACTIVITY:**1. INTRODUCE YOUR VIPP**

Introduce your VIPP to the children, using the VIPP Information Sheet. Fill in a set of VIPP Clue Cards with the information for your VIPP. If desired, you can even have the actual person come into class for the children to meet.

Need help describing what someone does for the church in a kid-friendly way? Check out the list of common VIPPs on the Praise Factory website in the PFI resources. There are lots of kid-friendly descriptions for common VIPP's, such as pastors, elders, deacons and a lot more.

2. PRAY!

Lead the children in praying for the VIPP. Ask the children if they would like to pray for one of the VIPPs prayer requests. Even non-readers can pray for the VIPP if you whisper the prayer request in their ear, then let them say it aloud. Never force a child to pray!

3. CHOOSE AN ACTIVITY

There are two activities you can use to help the children learn about the VIPP:

VIPP Clue Cards: These are nine coloring sheets in which children fill in the nine things they learn about the VIPP from the VIPP Information Sheet. Photocopy a set of each child. Use as few or as many of these Clue Cards as you desire. They are found in the back of this book.

VIPP Game: This is a game that uses a set of Clue Cards for one or two VIPPs.

Choose a VIPP and fill in his/her information on the VIPP Information Sheet. Fill in a set of VIPP Clue Cards with the information for your VIPP. Tell the children about the VIPP, having them fill in the VIPP Clue Cards with the key facts as they learn them. Write any words the children need to write on a white-board or other piece of paper so they can see how to spell them. Help younger children write these words on their clue cards. Ideas for how to tell the children about many common VIPPs are listed at praisefactory.org with the resources for this Bible Truth.

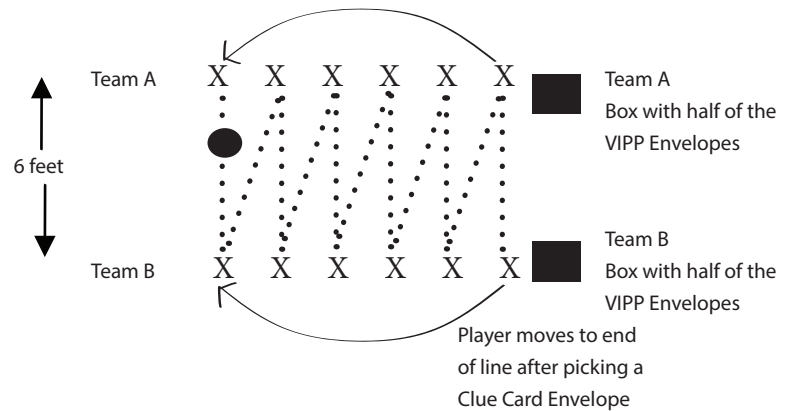
Optional TAKING IT TO OTHERS Activity: Introduce and Pray for the VIPP

If you are presenting the VIPP to other children or parents you can assign children to hold up the 10 clue cards and say what each card tells about the VIPP. (Or, you can have the children hold them up as you tell what each one means.) Then lead the children in praying for the VIPP.

Game: Ball Roll Review

Materials

Information Sheet for one VIPP
 2 Set of Clue Cards
 Ball
 8 8.5" x 11" Manilla Envelopes
 Tape
 Pen and Markers
 2 Boxes



Preparing the Game

1. Fill in one set of clue sheets for the VIPP you are using.
2. Tape the other (blank) set of Clue Cards to the outside of the manilla envelopes.
3. Put the filled-in clue cards in the corresponding envelope.
4. Put half the Clue Card Envelopes in one box and the other half in the other box. These are the Team A and Team B Boxes.

Playing the Game

Reveal: Tell the children about the VIPP, showing them your filled-in clue cards as you tell about them.

Review: Have the children break into two even groups and sit down on the floor facing each other, with about a 6' spread between the 2 lines (see diagram above). For Round 1, Give the ball to the first child in Team A and have them roll it across to the child on Team B directly across from them. Then, that Team B child rolls it back across to the next child on Team A, etc. all the way down the line to the last child on Team B. The last child to get the ball will then pick a Clue Card envelope out of their team's box. They (or the teacher) will tell the group and the Clue Card category by looking at the picture of the Clue Card on the outside of the envelope. Have the children try to remember the VIPP's answer to the category. If the class gets it right, the category is "retired". If they get it wrong, then it gets put back in the pile of category envelopes. The child who picked the Clue Card, then takes their place at the other end of the line. They begin Round 2 by rolling the ball to the first person on Team A, etc. This time, the ball will end up with the last child in the Team A line. ending with the last child in the other line, who gets up and chooses a clue from their Clue Card box. Continue until all the clues have been chosen/answered correctly.

VIPP INFORMATION SHEET

VIPP NAME:

WHAT VIPP LOOKS LIKE

Man or Woman? _____

Hair color? _____

Eye color? _____

FAVORITE ANIMAL

FAVORITE FOOD

FAVORITE FREE TIME ACTIVITY

WHAT VIPP DOES DURING WEEK

VIPP GROUP OF SERVICE:

Church Member

Deacon

Elder

Church Staff

Special Volunteer

Supported Worker
(Missionary)

3 WAYS VIPP SERVES CHURCH

**3 WAYS TO PRAY FOR
THE VIPP**

BIBLE TRUTH 3, LESSON 2: PLANNER/OVERVIEW

GETTING STARTED: Welcome and Opening Songs (*introduce unit and get kids moving with these songs*)

Welcome to Praise Factory: PFI: Praise Factory Investigators Theme Song *PFI ESV Songs 12 CD, Track 1*

Rules to Help Us Worship God and Love Others: WoGoLOA Classroom Rules Song
PFI ESV Songs 12 CD, Track 2

Big Question Under Investigation: Big Question 12 Songs *PFI ESV Songs 12 CD, Tracks 3,4*

Big Question Bible Verse: Ephesians 5:1-2 Song: *PFI ESV Songs 12, Track 5*
Extra Bible Verse Song: Let Everyone Who Names the Name: 2 Timothy 2:19,22, ESV PFI ESV Songs 12, Track 6

DIGGING DEEP DOWN: Key Concept and Story (*introduce the Bible Truth and tell the related story*)

Bible Truth 3: God's People Love Others

Bible Truth Hymn: Blest Be the Tie that Binds, vs.1-4 *PFI ESV Songs 12, Track 11*

Bible Verse: 1 Corinthians 13:4-8,13

Bible Verse Song: Love *PFI ESV Songs 12, Track 12*
Extra Bible Verse: Love Is Patient PFI ESV Songs 12, Track 13

Lesson 2 Story of the Saints: The Case of the Needy Newborn

TAKING ACTION: Response Activities (*choose from among these activities*)

Snack and Discussion Planner: Food of England, The Congo and Babies

ACTS Prayer: Prayer Sheet

Bible Truth Review: Discussion Questions and Game: Circus Lions

Bible Truth Hymn: Blest Be the Tie that Binds, vs.1-4 *PFI ESV Songs 12, Track 11*
Song, Sign Language and Song Game: Pass the Secret Sign **PFI ESV SONGS 12 BOOK or ONLINE**

Bible Verse Review: 1 Corinthians 13:4-8,13 Discussion Sheet and Game: Bowling Ball Verse

Bible Verse Song: Love 1 Corinthians 13:4-8,13 *PFI ESV Songs 12, Track 12*
Song, Sign Language and Song Game: Mimic Me! **PFI ESV SONGS 12 BOOK or ONLINE**

Story Review: Discussion Questions and Game: Egg Toss

Case Replay, Jr: Drama Activity for Youngest Children (children do same story actions together)

Case Replay, Sr: Drama Activity for Most Children (children re-tell story with individual parts)

Craft: A Doll Baby

VIPP (Very Important Prayer Person) Prayer Time: Coloring Sheets(back of book) &
Game: Over, Under & Throw

TAKING IT HOME: Take Home Sheet for Review and Family Devotions

PFI Pronto: Bible Truth 3, Lesson 2 **PFI ESV PRONTOS 12 BOOK or ONLINE**

The Case of the Needy Newborn

by Connie Dever

Our story is called:**The Case of the Needy Newborn.****As you listen to the story, see if you can figure out:**

1. Who was the Needy Newborn? What did she need? Why?
2. How did God give the Newborn what she needed? How did He use His people to give her this?

This story is not in the Bible. It is a true story about God's people who lived in the 1950's in England and the Democratic Republic of Congo, in Africa.

A young woman named Helen sat in her little room with piles of thick school books spread out around her. She sighed as she thought of all the facts she needed to learn. "I always knew I wasn't especially smart, but I didn't think it would be this hard to learn medicine! How will I ever get through all of this?!" she thought to herself. Another thought broke through her discouragement: "If Christ be God and died for me, then no sacrifice can be too great for me to make for Him." That's what C.T. Studd, the famous missionary to Africa said, years before," Helen remembered. "I would give up this medicine if it were just for me, but now that I've become a Christian, I know that I'm doing this for Jesus. He will help me keep going; and one day, perhaps he will use me as a doctor to love others and tell them about Him," she hoped. So Helen kept on studying.

After lots of hard work, Helen finally finished medical school and became Dr. Helen. Dr. Helen began to think more and more about how she might use medicine to love people and tell them about Jesus. "I love England. It has always been my home," Helen thought. "But there are so many people in other parts of the world who don't even know about Jesus or have doctors to heal their sicknesses. Maybe I should go help them."

Once more, C.T. Studd's words came back to her. "If Christ be God and died for me, then no sacrifice can be too great for me to make for Him." "Jesus loved people so much that He was willing to leave His perfect home in heaven to come to earth to be their Savior. Why shouldn't I be willing to leave my beautiful home in England to help people in another part of the world and tell them about Jesus?" she thought. So it was decided. Dr. Helen would be a missionary doctor.

Dr. Helen traveled thousands and thousands of miles

south to what is now called the Democratic Republic of Congo. She traveled far into the jungly forests to a place where there was no doctor or hospital. Together with the Africans first she made a "hospital" hut out of branches and wood. Then she made bricks out of clay, hardened them in a kiln (outdoor oven fueled by fire), and then laid them brick by brick and built a proper hospital building.

"Why would this white woman come from far away and take care of our sick people and even help build with her own hands this hospital?" the people wondered.

"If Christ be God and died for me, then no sacrifice can be too great for me to make for Him," was Dr. Helen's answer. "Jesus wants me to love others as He has loved me--even build bricks out of mud to show His love to you."

Soon, hundreds of sick people came from miles around to Dr. Helen's little hospital to get help. Dr. Helen took care of everything snakebites to malaria to birthing babies.

Sometimes sick parents died and the children were left with no one to take care of them. "Look at these poor children without parents!" Dr. Helen thought. "I have so much to do taking care of this hospital, how could I possibly have time to take care of them, too?" "What were C.T. Studd's words? 'If Christ be God and died for me, then no sacrifice can be too great for me to make for Him.' Jesus was even busier than I was, yet He took time to love the children. I must love them, too," she decided. "We will build a special house for these children to live right here near the hospital. We will take care of them and we will tell them about Jesus." So Dr. Helen and the Africans worked together to make a

Story-telling Tips

Ahead of time:

1. Read the Bible verses and story. Pray!
2. Create story cue cards on index cards (or highlight text).
3. Practice telling story dramatically, timing your presentation. Shorten, if necessary to fit your allotted time.
4. Decorate area with story props that help bring your story alive.

During your presentation:

1. Maintain as much eye contact as possible as you tell the story. Point to/use props at important points in the story. Include the kids in your story with a few questions about what they think will happen or words/concepts that might be new to them.
2. Watch the kids for signs that their attention span has been reached. Shorten, if necessary.

special house for the children.

One sad night, a woman died leaving a little tiny baby who had been too born early (premature) and her little two-year-old sister. The baby was so tiny that it needed special machines that Dr. Helen's little hospital in the jungle didn't have.

"There's not much we can do," Dr. Helen told her helpers. "The night air is so cold and we don't even have heat. This baby will die if it gets cold. Wrap up the baby best you can and fill up the hot water bottle with water and put it in with the baby," she said.

While one helper wrapped up the baby, another one went to fill the hot water bottle. But, as the helper went to fill it up, the bottle broke!

"That was our last hot water bottle! What can we do now, Dr. Helen?" they exclaimed.

"This is very serious. That baby will die if it's not warm enough," Dr. Helen admitted. "I know! Go build up the fire in the fireplace and place the baby next to you on the floor as close to the fire as you dare. Your body will block the wind from getting to the baby and giving it a chill," she told them.

This was a lot to ask of a helper. Can you imagine sleeping on a hard, dirt floor all night with a cold wind hitting your back? Can you imagine trying to stay awake, keeping the fire going and watching the baby to make sure it's doing ok? Why would the helper do this? Because this helper loved Jesus, too, just like Dr. Helen. Wasn't that what Jesus had done for us? 'Foxes have holes and birds of the air have trees, yet the Son of Man has no place to lay His head.' (Matthew 8:20)

"When Jesus lived on earth, He spent many nights sleeping on the ground as he traveling from town to town to tell people how they could be saved. He wants me to love people the way He did. Surely I can sleep on this hard floor for one night for this baby," thought the helper.

The helper's love was well rewarded, for the next day the baby was still alive. Dr. Helen went to the children who lived in the special house and told them everything that had happened with the mother and the little baby and the little two year old girl.

"There is something we can do to love that baby, too," she told them. "When Jesus was on earth, He spent

many hours praying for people because He loved them. Sometimes He even stayed up all night just to pray. He wants us to love people the way He did. Let's pray that God will keep the baby alive, even though we have no hot water bottle," she urged them.

The children gathered around Dr. Helen and they began to pray. One little girl named Ruth prayed, "Please, God, send us a water bottle. It'll be no good tomorrow, God, the baby will be dead; so, please send it this afternoon...and while You are about it, would You please send a dolly for the little girl so she'll know You really love her?" she asked.

Dr. Helen hardly knew what to think. Would God really answer this prayer? There were no stores to buy dolls or water bottles! They were in the middle of a jungle! The only way for a water bottle and dolly to come would be by a package that came from England...and no one from England had even sent them a package of any kind for months! What was worse, it took five whole months for packages to get from England to them. God would have needed to answer that prayer five months earlier, before there was even a little baby or a little girl. But Ruth didn't think of that. She was only thinking about how to love those little children as God had loved her.

Yet what should be delivered to the little village that afternoon, but a large cardboard box addressed to Dr. Helen from England. Dr. Helen gathered the children around her and excitedly opened the box. She pulled out.....brightly colored sweaters for the children. Then.....boxes of raisins.....then....what was this? Could it really be? Yes, it was! Dr. Helen grasped it and pulled it out. "The hot water bottle!" she exclaimed.

Ruth now rushed up to the box and said, "Dr. Helen, if the bottle was there, then the dolly must be there, too!" She reached her arm down in the box and burst out in a smile as she pulled out the small, beautifully dressed dolly. "Dr. Helen, can I please go over with you, and give this dolly to the little girl, so she'll know that Jesus really loves her?"

"Yes, Ruth, of course you can," Dr. Helen told her.

Ruth hurried away to give the dolly to the little girl. For her, this dolly was just the beginning of how she planned to love that little girl as Jesus had loved her.

Cracking the Case:

It's time to answer our Case Questions.

1. Who was the Needy Newborn? What did she need?

Why? A little baby girl who was born too early and who had no parents anymore. She would easily die if she was not taken care of carefully and kept very warm.

2. How did God give the Newborn what she needed?

How did He use His people to give her this? He kept her alive. He sent the water bottle from England and timed it to get to Africa at just the right time. He used the love of His people to pray and care for her.

Something for You and Me

Our Bible Truth is:

Bible Truth: God's People Love Others

Our Bible Verse is: 1 Corinthians 13:4-8, 13

"Love is patient and kind; love does not envy or boast; it is not arrogant or rude. It does not insist on its own way; it is not irritable or resentful; it does not rejoice at wrongdoing, but rejoices with the truth. Love bears all things, believes all things, hopes all things, endures all things. Love never ends. So now faith, hope, and love abide, these three; but the greatest of these is love."

We saw today in our story how Dr. Helen, the helpers, and the children loved others the way that Jesus had loved them. But what about you and me? Did you know that the Bible talks about good works that God has prepared in advance for His people to do? Every single one of those good works that God has prepared for His people have to do with loving God by loving others as He loved them. It's God's promise to all who turn and confess their sins to him and trust in Him for forgiveness, that He will have good works of loving others for them to do.

Let's praise this amazing God who has planned good works of loving others for His people to do. Let's ask Him to help us turn from our sins and trust in Jesus as our own Savior. Let's ask Him to give us good works prepared for us to do, help us to see what they are and rejoice in doing them. Then He will be using us to love others as He has loved us.

Close in prayer.

Closing ACTS Prayer

A God, we praise You for being All-knowing and the Perfect Planner of All Things.

C God, we confess that like Dr. Helen, many times we do not have the faith to believe that You can do incredible things when we ask for them. We forget how great You are and that You are able to do more than we can imagine.

T God, we thank You for preparing good works for Your people to do, wonderful good works, like those that Dr. Helen and Ruth did.

S God, work in our hearts. Help us to confess our sins, turn away from them and trust Jesus as our own Savior. Prepare good works for us to do, help us to see what they are, and help us rejoice in doing them.

Special Words:

Hot Water Bottle: A flat, rubber container that can be filled with water and stays warm.

Premature Baby: A baby born much earlier than the full nine months they are usually grow inside their mother.

ACTS PRAYER ACTIVITY

Use this sheet to write down your ACTS Prayer

Instructions:

Use this sheet to help the children apply the Bible Truth into a prayer. You can use the ACTS provided or even better, have the kids think of their own applications. Also have the children add their personal requests to the prayer, too. Lead the children in the prayer or let them pray sections, with your help. Never force a child to pray! Non-readers can participate by you whispering a section of the prayer into their ear and allowing them to pray it aloud for the group.

ADORATION:

God, we praise You for being a God of love. You show Your love to all people, especially by offering to save them from their sins through Your Son, Jesus.

God, we praise You for being.....

Add your own Adorations:

CONFESSION:

God, we confess that we have not loved others as You have called us to.. We need a Savior to save us from our sins!

God, we have sinned against You...

Add your own Confessions:

THANKSGIVING:

Thank You, God for giving us people who love us. Thank You for Your Holy Spirit who helps Your people love others as You want them to.

God, we thank You for...

Add your own Thanksgivings:

SUPPLICATION:

God, work in our hearts! Help us turn away from our sins and trust in Jesus as our Savior. Make us Your people! Send Your Holy Spirit to live inside of us. Help us to love others like You have loved us.

God, we need Your help...

Add your own Supplication:

SNEAKY SNACK

Can you figure out how this snack relates to the story?

Snack: Food of England, The Congo and Babies

A piece of English shortbread; and a piece of yam or plantain to symbolize food from each country with warm milk, if desired, like what the baby would have needed to have. Alternative drink could be English "children's tea: a little tea, a lot of milk and enough sugar to make it taste good.

This is only a suggestion. Feel free to modify. Be mindful of allergy issues among your children!

Case Tie-in: Helen Roseveare left her home in England to be a doctor in the Congo. She helped many sick people and shared the gospel with them. She started an orphanage for child whose parents had died. She asked the children in the orphanage to pray for a newborn baby that was very sick. The Lord heard their prayers and provided for the baby.

SOUL FOOD

Food for thought during snack time

1. What does the snack have to do with the story?

Choose a few questions from the other activity discussion sheets to talk about during this snack time.

2.

3.

4.

5.

6.

7.

Directions: Read and discuss Bible Truth, using a FEW of the questions. Play game. Feel free to modify the game to fit your children.

God's People Love Others

God is loving toward all people, even His enemies. He created them and gave them life. He shows them patience, love and kindness. He takes care of their needs. Best of all, He offers forgiveness of sins to all who confess their sins to Him, turn away from them, and trust in Jesus as their Savior. This is how they can become His people, adopted into His family forever.

God wants His people to treat people—even their enemies-- in the same loving way as He does. He wants them to treat everyone with patience, love and kindness. He wants them to care about their needs, especially their need to hear the good news of salvation through Jesus.

While God treats all people with love, He has a special love for His people. Through Jesus, He has adopted them to be in His family. They will live with Him and with each other forever in heaven.

God wants His people to love each other like sisters and brothers, since they are all in His special family of people. Jesus said that when God's people love each other as He has loved them, others will know that they really are His people. God's Holy Spirit, working in their hearts, helps God's people to love others as He wants them to.

Understanding the Bible Truth

1. Who is God loving towards and how does He show it? *God is loving towards all. He treats them with patience, mercy and kindness; takes care of their needs; forgives all who confess their sins.*
2. What makes forgiveness one of the best parts of God's love? *God's forgiveness comes at a great cost to Himself: the giving up His Son as the only sacrifice that could pay for our sins.*
3. How does God want His people to treat others? *With the same kind of love He shows.*
4. Why does God expect His people to treat their enemies with love? *While His people were still enemies (in rebellion) to Him, He sent His Son to die for their sins. He wants them to treat others as He treated them.*
5. What is different about the love that God has for His people? *It is a covenant (special promise) love that will last forever.*
6. What is different about the love that God wants His people to show for each other? *He wants them to love each other with covenant love, too. Others will know they are His people if they do.*
7. Can God's people love others as God has loved them on their own? Why not? *No, they can't. They are forgiven by God for their sins, but they are still sinners. They will never love others here on earth as fully as God wants them to.*
8. Who helps God's people love others as God wants them to? *God's Holy Spirit helps them to love as God wants them to love.*
9. How can we become part of God's special family? *By turning away from our sins and trusting in Jesus as our Savior.*

Bible Verse Connection Question

1. What does our Bible Truth have to do with our **Bible Verse: 1 Corinthians 13:4-8,13**: "Love is patient and kind; love does not envy or boast; it is not arrogant or rude. It does not insist on its own way; it is not irritable or resentful; it does not rejoice at wrongdoing, but rejoices with the truth. Love bears all things, believes all things, hopes all things, endures all things. Love never ends. So now faith, hope, and love abide, these three; but the greatest of these is love."?

These verses tell us how God wants His people to love others. This is how He has treated them through Jesus. He wants them to be like Him and go and love others this way, too. God's Holy Spirit helps them love in these ways. He helps them love even when it is very hard.

Bible Truth Story Connection Questions

1. How did Helen Roseveare show love towards the people of the Congo? *She was willing to leave her home in England; she build clay bricks herself instead of just being a doctor; she told all the people about Jesus; she prayed for the baby, etc.*
2. How might the little girl learn about the love of Jesus through Ruth? *By Ruth telling her how she prayed to God for the dolly and Him sending it to her; by playing with her and telling her about Jesus and loving her as she grew up at the orphanage.*

Life Application Questions

1. Have you ever found it hard to persevere in faithful love to someone else? When?
2. What is something good for God's people to remember when they have to forgive someone and they don't want to? *Remember God's forgiveness of their sins; remember that it is His command to forgive others.*
3. How can we become God's people? *By turning away from our sins and trusting in Jesus as our Savior.*

ACTS Questions

1. What is something we can praise God for because of this Bible Truth? *Praise God for His great love for His people shown through sending His Son to save His people.*
2. What are sins we can confess to God because of this Bible Truth?
Confess that we have not loved others as God calls us to.
3. What is something we can thank God for because of this Bible Truth?
Thank God for giving us people who love us. Thank God for His Holy Spirit who helps His people love others as God wants them to.
4. What is something we can ask God for because of this Bible Truth?
Ask God to work in our hearts and make us His people. Ask God to help us to turn from our sins and trust in Jesus as our Savior. Ask God to fill us with His Holy Spirit and help us to love others in the same way that He has loved His people.

The Gospel

1. God wants His people to love others as He has loved them? How has God shown His great love to His sinful people? What is the gospel?
God is the good Creator and King of the world. He made people to worship Him and live by His good laws. But we are all sinners who have rebelled against Him. We all deserve death--God's just, eternal punishment for our sins. How terrible! But God has good news for us. In His great mercy, God sent His Son Jesus to earth to save sinners. Yes, Jesus, the perfect Son of God, left His home in heaven and became a man. He lived the perfect life that pleases God. (He's the only one who has ever done that!) He offered it up to God His Father as the perfect sacrifice for sins when He suffered and died on the cross. Then, on the third day, Jesus rose from the dead in victory. He had fully paid for the sins of God's people, so they wouldn't have to! Now all who turn away from their sins and trust in Jesus as their Savior will receive forgiveness of sins and eternal life with God. They will be His very own special people who will know Him and enjoy Him forever. We can be God's people, too, if we turn from our sins and trust in Jesus as our own Savior.

Game: Circus Lions

Materials

Optional funny wig, glasses, hat, etc.

Hula hoop, etc.

Bible Truth Questions

Preparing the Game

1. Choose 20+ questions for your game from the Bible Truth Discussion Questions, or make up your own.
2. Write the Bible Truth questions on small thin strips of paper (or make a photocopy of the Bible Truth Discussion Questions and simply cut them into strips) and put them in the bag/bowl.

Playing the Game

Tell the children that they are circus lions. Have them get on all four and roar and roam like lions. Have them “jump” through a hula hoop, etc. Then tell them they are getting very, very sleepy and must lie down....on their backs... in their den. Tell them that sleeping lions lie very still, make no noise, and keep their eyes open! Tell them that you are the Lion Trainer and are trying to wake up the Sleeping, Lazy Lions to perform in the circus. Any lion that makes a move, a sound or smiles will have to get up! Put on your funny wig, glasses, hat, etc. and make your rounds, trying to catch the lions moving, making noise or to make them smile. Lions who are caught are asked to answer a question correctly as their circus trick to before they can go back to their den. Have one of the lions caught to pick a question. Read it to the whole class and take their answers. If they don't get it right, then the child/children must stay out until the next round and next correct answer. If desired, let some of the children take turns being the Lion Trainer.

Game continues as number of questions, time, and attention span allow.

Non-competitive Option

Let all the caught lions join back into the circus, even if the class answers a question incorrectly. Put the question back in the bag for further review.

Optional TAKING IT TO OTHERS Activity: Quiz Questions

Have the children choose a few of the questions from the game to ask the parents/other children during TAKING IT TO OTHERS time. Help pre-readers by whispering the question in their ear and letting them ask it aloud to the parents/other children. Make sure you read the Bible verse aloud before you ask your questions.

Directions:

1. Write words to song in large print before class.
2. Play the song for the children, helping them follow along on the song sheet.
3. Discuss the song, using a few questions from the discussion sheet. *Don't use them all!*
4. Introduce sign language for key words of your choice from sign language sheet for your song. Use as few or as many as you think the children can learn.
5. Sing and sign the song. Sign language as well as large format lyrics and sheet music are found in the PFI Unit Songbook or online.
6. If desired, play the Song Game.

Optional TAKING IT TO OTHERS Activity: Presenting and Singing the Song

1. Sing and sign the song, encouraging the watching children/parents to join in.
2. Ask the class some of the questions listed below. The Bible Truth Connection Question is particularly good to help them understand how the song ties in with the Bible Truth.

Blest Be the Tie that Binds

Verse 1

Blest be the tie that binds,
our hearts in Christian love;
The fellowship of kindred minds,
is like to that above.

Refrain:

Blest be the tie, Blest be the tie,
Blest be the tie that binds,
Blest be the tie, Blest be the tie,
Blest be the tie that binds.

Verse 2

Before our Father's throne,
we pour our ardent pray'rs;
Our fears, our hopes, our aims are one,
Our comforts and our cares.

Verse 3

We share our mutual woes,
our mutual burdens bear;
And often for each other flows,
the sympathizing tear.

Verse 4

When we asunder part,
It gives us inward pain;
But we shall still be joined in heart,
And hope to meet again.

Listen to it on PFI ESV Songs 12, Track 11

Understanding the Song

1. What is the tie that "binds" the hearts of God's people? *Just like a tie (string) tied around a bundle of things hold them together, there is a special fellowship that binds God's people together. They know who God is and love Him. They love sharing about Him together. In their hearts they each have His Spirit at work, helping them to love Him and each other more. This is a fellowship of love and each other that holds them together as part of God's family.*
2. What is the fellowship of love that binds God's people together? *"It is like to that above"—a little taste of what they will have in heaven.*
3. How do God's people show this special fellowship of love in their prayers? *They pray "ardently" (with great desire), they pray about each other's fears, hopes, aims (what they hope to do) as if they are their own.*
4. How do God's people show this special fellowship of love as they talk with each other? *They share their woes and burdens (hard things) and care so much that they will even cry in sympathy over them.*
5. How do God's people show this special fellowship of love when they "asunder part" (are apart from each other)? *They are sad to have to say goodbye because they love being with them; they still care for them in their heart, and look forward to seeing each other again.*

Bible Truth Connection Question

1. How does this song relate to our Bible Truth: **God's People Love Others?**

God's People are to love everyone, but have a special love for each other, since they are like brothers and sisters in God's family. They show this love by praying for each other, listening and caring about each others problems, and looking forward to meeting together again when they part.

Story Connection Question

1. How does this song relate to the story? *Dr. Helen, her helpers, and even the orphan children who believed and followed the Lord shared the special fellowship love for God and for each other. That love caused them not only care for each other, but care for others like the baby and the little girl who did not yet know Jesus.*

Bible Connection Question

1. What does this hymn have to do with our Bible Verse: **1 Corinthians 13:4-8,13**: "Love is patient and kind; love does not envy or boast; it is not arrogant or rude. It does not insist on its own way; it is not irritable or resentful; it does not rejoice at wrongdoing, but rejoices with the truth. Love bears all things, believes all things, hopes all things, endures all things. Love never ends. So now faith, hope, and love abide, these three; but the greatest of these is love."?

The Holy Spirit is the tie that binds the hearts of Christians together in love. Through His work in their hearts, He helps them to love each other with love that is like God's love, the love of "above", of heaven. They love each other in ways that this verse describes. They share each others' mutual woes and they pray about each other's cares, and bear each others' burdens. Even when they are apart, their love for each other perseveres.

Life Application Questions

1. How can God's people be affected by the message of this song?

They can praise God gives His people the Holy Spirit to bind their hearts together in a love so special that they love each other in the same way as He has loved them. They can ask Him to put more of that kind of love in their hearts for His people.

2. How can we become God's people? *By turning away from our sins and trusting in Jesus as our Savior*

ACTS Questions

1. What is something we can praise God for from this hymn?

Praise God, the Holy Spirit, for being the great Worker of Love in God's people's hearts.

2. What are sins we can confess to God from this hymn?

That many times we do not love God's people as we should. We forget to pray for them. We do not care about their "woes", or help them with their burdens--the hard things they are going through. We are too busy thinking about ourselves. We deserve God's punishment. We need a Savior!

3. What is something we can thank God for from this hymn?

We can thank God His forgiveness for our sins. We can thank Him for the Holy Spirit's work in His people's hearts to help them love each other far more than they ever could on their own.

4. What is something we can ask God for from this hymn?

That God would work in our hearts that we confess our sins, might turn from our sins and trust Jesus as our Savior. We can ask Him to send the Holy Spirit to fill our hearts and give us love for His people.

Gospel Question

1. How can we become God's people? How can we have the Holy Spirit live in our hearts and help us to love others as God wants us to? What is the gospel?

God is the good Creator and King of the world. He made people to worship Him and live by His good laws. But we are all sinners who've rebelled against Him. We all deserve death--God's just, eternal punishment for our sins. How terrible! But God has good news for us. In His great mercy, God sent His Son, Jesus to earth as a man to save sinners. He lived the perfect life that pleases God. (He's the only one who's ever done that!) He offered it up to God His Father as the perfect sacrifice for sins when He suffered and died on the cross. Then, on the third day, Jesus rose from the dead in victory. He had fully paid for the sins of God's people, so they wouldn't have to! Now all who turn away from their sins and trust in Jesus as their Savior will receive forgiveness of sins and eternal life with God. They will be His very own special people who will know Him and enjoy Him forever. We can be God's people, too, if we turn from our sins and trust in Jesus as our own Savior.

Song Game: Pass the Secret Sign

Materials

Sign Language signs used in song, particularly choose words with important meanings you want the children to learn, such as “grace”, “redeem”, etc.

Bag or bowl

Blindfold

Preparing the Game

1. Cut out signs and put in bowl.

Playing the Game

1. Practice the song and signs until the children know them well.
2. Have all the children stand in a tight circle, except one, “It,” who will stand in the middle of the circle, blindfolded.
3. Have the children in the circle to put their hands behind their backs. Choose a sign from the bag and hand to a child in the circle, still keeping hands behind their backs, not looking at the sign.
4. When “It” says “Pass the Secret Sign”, the children will begin to pass the sign around behind their backs.
5. When “It” says “Stop the Passing!” the child who has the sign freezes with the sign behind his back.
6. The child with the sign brings it around and looks at it. You can help the child practice the sign.
7. Then take the blindfold off of “It”, watch the child with the card do the sign, then have “It” guess the name of the sign. (If desired, “It” can ask another child in the circle for help with their guess.)
8. The holder of the sign then becomes “It.” Sing the song with all the signs, then repeat.

choose a FEW questions for discussion, then choose the game and/or music activity

Meditation Version: 1 Corinthians 13:4-8,13

"Love is patient and kind; love does not envy or boast; it is not arrogant or rude. It does not insist on its own way; it is not irritable or resentful; it does not rejoice at wrongdoing, but rejoices with the truth. Love bears all things, believes all things, hopes all things, endures all things. Love never ends. So now faith, hope, and love abide, these three; but the greatest of these is love."

Alternate Memory/Games Version: 1 Corinthians 13:4-8

"Love is patient and kind; love does not envy or boast... It does not insist on its own way; it is not irritable or resentful; it does not rejoice at wrongdoing, but rejoices with the truth. Love...endures all things. Love never ends."

Understanding the Bible Verse

1. What does it mean to be patient with someone? *To not give up on someone who is annoying you or has hurt you, but be willing to keep being their friend.*
2. What does it mean to be kind to someone? *To want to do good to someone and to treat them gently.*
3. What does it mean to envy? Why is that not loving? *To think what someone else has is good and be mad that you don't have it. It isn't loving because you are so busy thinking about what you don't have that you can't be glad that God gave them whatever they have. You don't want what is best for them, if you don't have it, too.*
4. Why is it not loving to boast or be proud? *Like envy, you are so busy comparing yourself to others that others might think best of you that you are not thinking of what is good for the others.*
5. What does it mean to be rude? *To be impolite and not think of others in how you act or speak.*
6. What does love not insist on? *On getting its own way.*
7. Why isn't it loving to be irritable or resentful or to keep a record of wrongs? *If you are irritable (easily angered) about what someone else does that you forget how easily you do wrong things, too. If you are resentful or keep a record of wrongs, you are not forgiving someone and you are not remembering how much God has forgiven you.*
8. Why would love not delight in evil but rejoices with the truth? *Delighting in evil is wanting something bad for someone.*
9. What does it mean to for love to bear all things, believe all things, hope and endure all things? *Keep loving someone without giving up.*
10. What is the greatest: faith, hope or love? Why? *Because we are all sinners in need of mercy and forgiveness--two key parts of love. Faith in God and hope in His salvation spring out of and are only available to us because of His love shown through Jesus. And, as we live with others, they will need our love as they fail and sin. It will not be enough to simply hope they treat us well or to have faith that they will. The fact is, we will all disappoint and sin against each other. It will take love to forgive and continue to love.*
11. Whose love will never end? How does that affect God's people? *God's love will never end. And, through His Holy Spirit working in them, the love God's people have for Him and for others will never end, too. He will give them what they need to go on loving, even when it is very hard.*
12. How can we become God's people? *By turning away from our sins and trusting in Jesus as our Savior.*

Bible Truth Connection Question

1. What does this verse have to do with the **Bible Truth: God's People Love Others?**

These verses tell us how God wants His people to love others. This is how He has treated them through Jesus. He wants them to be like Him and go and love others this way, too. God's Holy Spirit helps them love in these ways. He helps them love even when it is very hard.

Story Connection Questions

1. What does the verse have to do with our story? *Helen Roseveare, her helpers, and Ruth and the other orphans were not self-seeking. They always hoped and always persevered.*

Life Application Questions

1. Which of these parts of love do you find hardest to do?
2. How does show His great love to sinners like you and me? *By forgiving all who turn away from their sins and trust in Jesus as their own Savior.*

ACTS Questions

1. What is something we can praise God for from this Bible Verse?

Praise God for loving His people perfectly in all the ways this verse describes.

2. What are sins we can confess to God from this Bible Verse?

That we are all sinners. We do not love others like These verses tell us we should. We need a Savior!

3. What is something we can thank God for from this Bible Verse?

We can thank God for sending the Holy Spirit to work inside His people's hearts, helping them to love others in these ways.

4. What is something we can ask God for from this Bible Verse?

We can ask God to work in our hearts that we would want to confess our sins, turn away from disobeying Him and trust in this wonderful Jesus as our own Savior. We can ask Him to send the Holy Spirit to live in our hearts and help us to love others as He wants us to.

The Gospel

1. What is the good news of God's love for His people? How can they know His love, when they have not loved Him or others as He requires? What is the good news of Jesus? What is the gospel?

God is the good Creator and King of the world. He made people to worship Him and live by His good laws. But we are all sinners who have rebelled against Him. We all deserve death--God's just, eternal punishment for our sins. How terrible! But God has good news for us. In His great mercy, God sent His Son Jesus to earth to save sinners. Yes, Jesus, the perfect Son of God, left His home in heaven and became a man. He lived the perfect life that pleases God. (He's the only one who has ever done that!) He offered it up to God His Father as the perfect sacrifice for sins when He suffered and died on the cross. Then, on the third day, Jesus rose from the dead in victory. He had fully paid for the sins of God's people, so they wouldn't have to! Now all who turn away from their sins and trust in Jesus as their Savior will receive forgiveness of sins and eternal life with God. They will be His very own special people who will know Him and enjoy Him forever. We can be God's people, too, if we turn from our sins and trust in Jesus as our own Savior.

Game: Bowling Ball Verse

Materials

Bible verse written up in large print so that all can see
10 Plastic bowling pins or empty 2-Liter soda bottles
Playground or foam ball

Preparing the Game

None.

Learning the Verse

Some or all of your children may be non- or early readers. Teach the verse in sections, having them say it after you. Repeat a few times. Add clapping or other movement as they say it.

Directions

1. If desired, lead the children in a discussion of a **FEW** of the most important questions before beginning game.
2. Explain the game to them as follows:
Divide the children into two teams. Have everyone say the verse together. Explain to the children that they will take turns trying to knock down bowling pins. The bowler then will recite the verse. If he can do it alone, he gets as many points for his team and pins he knocked down. If he asks for the help of another team member, then their recitation of the verse is worth half the points. If they cannot recite it, someone from the other team can try for the half point value. If a child does not knock over any pins, he can still say the verse for 1 point. The team with the most points at end of play wins.

Game continues until all children get a chance to bowl, or as time and attention span allow.

Non-competitive Option

Don't split the children into teams. Give the group a target number of points to make. Challenge the children to see how few turns it will take to reach the target number of points. Let the children take turns bowling and knocking down pins. You can have them say the verse individually, with a partner, or with the whole group. Tally the number of points on a piece of paper. Continue until target number is reached. Repeat, seeing if they can do it in less turns the second time.

Optional TAKING IT TO OTHERS Activity: Quiz Questions

Have the children choose a few of the questions from the game to ask the parents/other children during TAKING IT TO OTHERS time. Help pre-readers by whispering the question in their ear and letting them ask it aloud to the parents/other children. Make sure you read the Bible verse aloud before you ask your questions.

Directions:

1. Write words to song in large print before class.
2. Play the song for the children, helping them follow along on the song sheet.
3. Discuss the song, using a few questions from the discussion sheet. *Don't use them all!*
4. Introduce sign language for key words of your choice from sign language sheet for your song. Use as few or as many as you think the children can learn.
5. Sing and sign the song. Sign language as well as large format lyrics and sheet music are found in the PFI Unit Songbook or online.
6. If desired, play the Song Game.

Optional TAKING IT TO OTHERS Activity: Presenting and Singing the Song

1. Sing and sign the song, encouraging the watching children/parents to join in.
2. Ask the class some of the questions listed below. The Bible Truth Connection Question is particularly good to help them understand how the song ties in with the Bible Truth.

Love

Love is patient, love is kind, love does not envy or boast,
It is not arrogant or rude, Does not insist on its own way,
It is not irritable, It is not rude,
Does not rejoice in wrong-doing, but with the truth.

Love bears all things, believes all things,
Hopes and endures all things,
Faith, hope and love abide these three, but the greatest is love.
Love never ends, love never ends, love never ends.
Faith, hope and love abide these three, but the greatest is love.
First Corinthians Thirteen, four through eight, and thirteen.

Listen to it on PFI ESV Songs 12, Track 12

Song Game: Mimic Me!**Materials**

Sign Language
Song

Preparing the Game

None.

Playing the Game

1. Practice the song and signs until the children know them well. Choose a person to be the leader and let them decide upon an action for everyone to do as they sing the song, such as jump on one foot, etc.
2. Sing the song while doing the chosen action.
3. Select another child to be the leader.
4. If desired, you can choose a different action for different important words in the song, such as jump on one foot when you sing the word "grace", but clap your hands when you sing the word "Jesus". Ask the children the meaning of each of the words before adding in their action.

Game continues as number of questions, time, and attention span allow.

STORY REVIEW

Directions: Read and discuss Bible Truth, using a FEW of the questions. Play game. Feel free to modify the game to fit your children.

General Story Questions

1. Why did Helen not give up studying even though it was so hard? *She wanted to use her skills to be a doctor and help people, for Jesus' sake.*
2. Why did Dr. Helen decide to leave England and go to the Democratic Republic of the Congo? *Dr. Helen decided to leave her comfortable home in England to be a doctor in the D.R. of Congo because there were so few doctors and so few people knew about Jesus.*
3. What was Dr. Helen's first hospital made of? *Branches and wood.*
4. What did Dr. Helen and the Africans have to do to make a proper hospital building? *Make bricks out of clay and build the building themselves.*
5. Why did people come from so far away to Dr. Helen's hospital? *There were no other doctors.*
6. What sorts of things did people come to have Dr. Helen treat? *All of their sicknesses: from snakebites to malaria to helping birth babies.*
7. What kind of special help did the baby need? *Special warmth to keep her alive.*
8. Why couldn't they get another water bottle when theirs broke? *Because they didn't have another one and because there was no where they could go and get one, they lived so far away from any other hospital or supply store.*
9. How did they solve the problem of keeping the baby warm? *By having a helper lay next to the baby to keep her warm.*
10. How did Dr. Helen's helper show love to the baby? *By laying next to the baby on the hard, dirt floor all night, even though she might get very cold and she would have to get up a lot to keep the fire burning hot enough.*
11. Why did Dr. Helen build the special house for children? *Dr. Helen and her helpers made a special house (orphanage) for children left behind when their parents died so they could be taken care of and hear about Jesus.*
12. What did Dr. Helen want the children to do for the baby? *To pray that God would help the baby stay alive.*
13. What did Ruth ask for God to bring? *A dolly and a hot water bottle.*
14. Why did Dr. Helen have a hard time believing that God would answer Ruth's prayer? *Because God would have had to prompt someone to send the box with the water bottle and the dolly in it weeks before Ruth had even prayed for them.*
15. What came in the box that afternoon? *The hot water bottle and the dolly, among lots of other things.*
16. Why did Ruth want the little girl to have a dolly? *So she would know that Jesus loved her.*
17. How did Ruth show the little girl love...and God's love? *By praying for her and by giving her the dolly.*
18. How did Dr. Helen show the people of the Congo God's love? *By being willing to leave her own land and live in the Congo under very different conditions. She also cared for the sick people, she told them about Jesus and she helped them build a hospital. She also taught them to depend upon God for what they needed.*
19. What were some of the good works that God had prepared for Dr. Helen to do? *To be a doctor and help sick people get well; to tell them the good news of Jesus; helping them build a hospital; praying with them for sick people.*

Bible Truth Connection Questions

1. What does this story have to do with our Bible Truth: **God's People Love Others**? *Dr. Helen, her helpers and Ruth showed love for others by putting others first in what they did and by praying. Others could see God's love in what they did.*

Bible Verse Connection Question

1. What does the story have to do with our Bible Verse: **1 Corinthians 13:4-8**: "Love is patient and kind; love does not envy or boast; it is not arrogant or rude. It does not insist on its own way; it is not irritable or resentful; it does not rejoice at wrongdoing, but rejoices with the truth. Love bears all things, believes all things, hopes all things, endures all things. Love never ends. So now faith, hope, and love abide, these three; but the greatest of these is love."?

Helen Roseveare, her helpers, and Ruth and the other orphans were not self-seeking. They always hoped and always persevered.

Life Application Questions

1. Are there still places in the world that need to hear about Jesus? *Yes!*
2. Who will go to tell the people in these places about Jesus? *God's people today, maybe even you or me!*
3. What are some ways that God wants God's people to love today that might be hard? *Forgive people who wrong them; Forgive people who make fun of them or hurt them for believing in Jesus. Being patient or kind. Being slow to anger.*
4. How can we become God's people? *By turning away from our sins and trusting in Jesus as our Savior*

ACTS Questions

1. What is something we can praise God for being that we learned in our story?
Praise God for All-knowing and the Perfect Planner of All Things.
2. What is something we can confess as sin that we learned in our story? *Confess that like Dr. Helen, many times we do not have the faith to believe that God can do incredible things when we ask for them. We forget how great He is and that He is able to do more than we can imagine.*
3. What is something we can thank God for that we learned in our story? *We can thank God for preparing good works for His people to do, wonderful good works, like those that Dr. Helen and Ruth did.*
4. What is something we can ask God for that we learned in our story? *We can ask God to work in our hearts, helping us to confess our sins, turn away from them and trust Jesus as our own Savior. We can ask Him to prepare good works for us to do, help us to see what they are, and help us rejoice in doing them.*

The Gospel

1. What was the good news of Jesus that Helen wanted the people of the Congo to know and believe? What is the gospel?
God is the good Creator and King of the world. He made people to worship Him and live by His good laws. But we are all sinners who have rebelled against Him. We all deserve death--God's just, eternal punishment for our sins. How terrible! But God has good news for us. In His great mercy, God sent His Son Jesus to earth to save sinners. Yes, Jesus, the perfect Son of God, left His home in heaven and became a man. He lived the perfect life that pleases God. (He's the only one who has ever done that!) He offered it up to God His Father as the perfect sacrifice for sins when He suffered and died on the cross. Then, on the third day, Jesus rose from the dead in victory. He had fully paid for the sins of God's people, so they wouldn't have to! Now all who turn away from their sins and trust in Jesus as their Savior will receive forgiveness of sins and eternal life with God. They will be His very own special people who will know Him and enjoy Him forever. We can be God's people, too, if we turn from our sins and trust in Jesus as our own Savior.

Game: Egg Toss

Materials

3-5 Plastic Open-able Easter Egg of the same colors (that close well!) or balls of crumpled foil of the same size
Small piece of construction paper
Paper and Marker
Story Review Questions

Preparing the Game

1. Choose 20+ questions for your game from the Story Review Discussion Questions, or make up your own.
2. Put a small piece of construction paper in one of the eggs (or in one piece of crumpled foil, if using foil). The other eggs/foil balls remain empty.

Playing the Game

Have the children spread out randomly (or in a circle) at about arms' distance apart.. Have the children begin to toss an egg around between each other. When the leader says, "Freeze," the child with the egg opens it and reads the question to the group. If question is correctly answered, the egg is permanently retired. If the question is incorrectly answered, the egg goes back into the pile. The teacher (or the child who opened the egg) chooses another egg and play continues.

Game continues as number of questions, time, and attention span allow.

Optional TAKING IT TO OTHERS Activity: Quiz Questions

Have the children choose a few of the questions from the game to ask the parents/other children during TAKING IT TO OTHERS time. Help pre-readers by whispering the question in their ear and letting them ask it aloud to the parents/other children.

CASE REPLAY ACTIVITIES

Use this guide to review the Case Story and act it out for others to enjoy!

CASE REPLAY, JR: YOUNGEST CHILDREN

Description: The children will act out the story together, everyone doing the same action/sound effect at the same time. This activity is most suitable for kindergarteners.

Materials

The Case RePlay, Jr. script for younger children

Preparation

1. Read through the script and write in the blanks along the side possible actions/sound effects the children could do to act it out.

Instructions

1. Tell the children that they will be re-enacting the story together as you tell it.
2. As you read the script, lead the children in actions/sound effects to do with you.
3. If desired, you can read the script and stop at certain sentences and ask them what a good action/sound effect would be to act out what you just read.
4. Repeat the re-enactment one or two times more.

CASE REPLAY, SR: OLDER CHILDREN

Description: The children act out the story as a three-scene play. You will narrate it using the Case RePlay, Sr. script and they will act it out (no spoken words, for the most part), with each child assuming a different character's role. This activity is most suitable for first grade and up. You will review the story, then practice it a few times before performing it for others.

Materials

The Case RePlay, Sr. script
White board or other large format paper
Costumes and props

Preparation

1. Prepare for the play by choosing costumes and props for each character in the story. Decorate the area with any scenery props.
2. Write the words "Beginning," "Middle," "End" on a large piece of paper/whiteboard with plenty of space under each heading. You will use this paper to help the children think about the story as a three-scene play, as it is presented in the script.

Instructions

1. Tell the children that they will get to act out the story as a three-scene play, with a beginning, middle and end section. Tell them that before they can act it out, they need to think it out. as you narrate it with your script.
2. Take the children's answers as they recount the story, helping them put key incidents in the right order.
3. If desired, when they have filled in their Beginning, Middle, End, read through your whole (real) script, so they hear exactly what you will have them act out.
4. Then tell the children that it's time to practice acting out the story.
5. Assign parts to each child. If you are using costumes, do NOT give them out at this point. They will be a distraction.
6. Have all the children sit on the floor or in chairs on one side of the "stage," then call the characters up in place as their part in the story comes.
7. As you read the script, guide the children in where you want them to move or do to act it out.
8. After going through the whole script once, give out any costumes and props and act out the script once or twice more.

Optional TAKING IT TO OTHERS Activity: Re-enacting the Story

Read the script as the children act out together (younger) or assuming different roles (older) as the other children or the parents watch.

CASE REPLAY, SR--OLDER KIDS (1ST GRADE AND UP) P.3

Welcome to our play! The name of our story is called: The Case of the Needy Newborn.

Our story takes place in the 1950's in England and in the Democratic Republic of the Congo.

The characters in our story are: Helen Roseveare: African people; Sick people with different diseases; Sick woman with little girl and baby; Dr. Helen's helpers; and, Ruth and other orphans

And now we present: "The Case of the Needy Newborn."

Scene 1: (Beginning)

Helen Roseveare had to work extra hard at studying to be a doctor because she was not especially smart. She could have given up, but she didn't because she wanted to use her skills as a doctor to serve Jesus. Dr. Helen decided to leave her comfortable home in England to be a doctor in the D.R. of Congo because there were so few doctors and so few people knew about Jesus. Dr. Helen had no hospital but built one out of branches and wood. Later, she and some Africans made their own clay bricks and built their own hospital. People came from all over to have Dr. Helen help them with all their sicknesses. Dr. Helen and her helpers made a special house (orphanage) for children left behind when their parents died so they could be taken care of and could hear about Jesus.

Scene 2: (Middle)

When one woman died, she left a baby and a little girl behind. The baby needed special warmth from a water bottle to stay alive, but the water bottle broke. One of Dr. Helen's helpers volunteered to lay on the floor between the fire and the baby so it would not die of a chill. Dr. Helen shared with the orphans about the baby and the little girl. Ruth prayed that God would send that very day a water bottle for the baby and a dolly for the little girl, so she would know that Jesus loved her.

Scene 3: (End)

Dr. Helen knew how impossible Ruth's prayer was. She had a hard time believing it could be answered because someone would have had to send a package weeks before the baby even was born for it to get there at the right time. But God answered the prayer! A package from England arrived at just the right time that had both the water bottle and the dolly in it. Ruth took the dolly to the little girl. This was just the beginning of how she planned to love the little girl.

Bible Truth Tie-In:

The Bible Truth we are learning is: **God's People Love Others.** Dr. Helen, her helpers and Ruth showed love for others by putting others first in what they did and by praying. Others could see God's love in what they did.

A Doll Baby

Description

The children will make a baby doll out of an ankle and various decorating supplies.

Materials

1 Adult ankle sock per craft

Stuffing materials (cotton balls, poly-fill, or simply 5/6 paper towels per craft)

2 pipe cleaners per child

Pattern for doll's "dress"

1 12" x 6" piece of fabric per craft

2 Jiggly eyes per craft

Yarn scraps for hair or craft feathers in hair color (the kinds with the fringe-like feathers, not the stiff kind)

Black, brown, red markers

Craft glue

Other decorating supplies, such as glitter glue and sequins, as desired.

Preparing the Craft

1. Print out the dress pattern. Cut out a "dress" for each craft, remembering to fold fabric before cutting. Cut out the diamond-shaped neck piece.
2. Set out other supplies.
3. Make a sample for the children to see.

Making the Craft

1. Show children your sample.
2. Stuff the ankle sock with stuffing.
3. Twist together one end of the pipe cleaners together to make into one long one. (You may want to do this in advance for the younger children.)
4. Have the children place their sock in front of them with the opening for the foot facing down on the table. Tightly twist the middle of the long pipe cleaner about 3" down from toe end of sock, separating the head from the body. This front becomes the front of the doll.
5. Have the children put the dress on the doll by slipping it over the neck.
6. Have the children decorate the doll's face with yarn/feather hair along the top of the head, jiggly eyes and marker-drawn mouth and nose.
7. Let them decorate the front of the doll dress with glitter glue, etc., if desired.

Optional **TAKING IT TO OTHERS** Activity: Craft Presentation

If you are presenting the craft to other children or parents the children can hold up their crafts (or your model craft) and read their Bible Truth Connection answers to explain the importance of the craft.

CASE CRAFT**Discussion Guide****Instructions:**

As the children are settled into making their craft, ask them these questions to help them understand the craft's significance. Use the answers provided to guide the children's answers.

Discussion Questions

1. Where did Helen Roseveare go to be a doctor and tell people about Jesus? *The jungles of the Congo.*
2. What did Ruth pray for when Dr. Roseveare asked her and the other orphans to pray? Why? *For a water bottle for the baby and a doll baby for the little girl. She wanted the little girl to know that Jesus loved her.*
3. What happened? Did God answer Ruth's prayer? *Yes! God answered Ruth's prayers completely. A box came from England with not only a water bottle, but also the baby doll. Ruth cried out in excitement when she saw what God had done.*
4. What is Bible Truth that we are learning? *God's People Love Others.*
5. What does our craft have to do with our Bible Truth: God's People Love Others? *Ruth showed her love for the little girl by praying that God would send her a baby doll as well as a hot water bottle to save the baby.*
6. What can our craft help us remember? *God wants us to love others, too. One way we can love others is by praying for them.*

TAKING IT TO OTHERS**Craft Presentation****Instructions:**

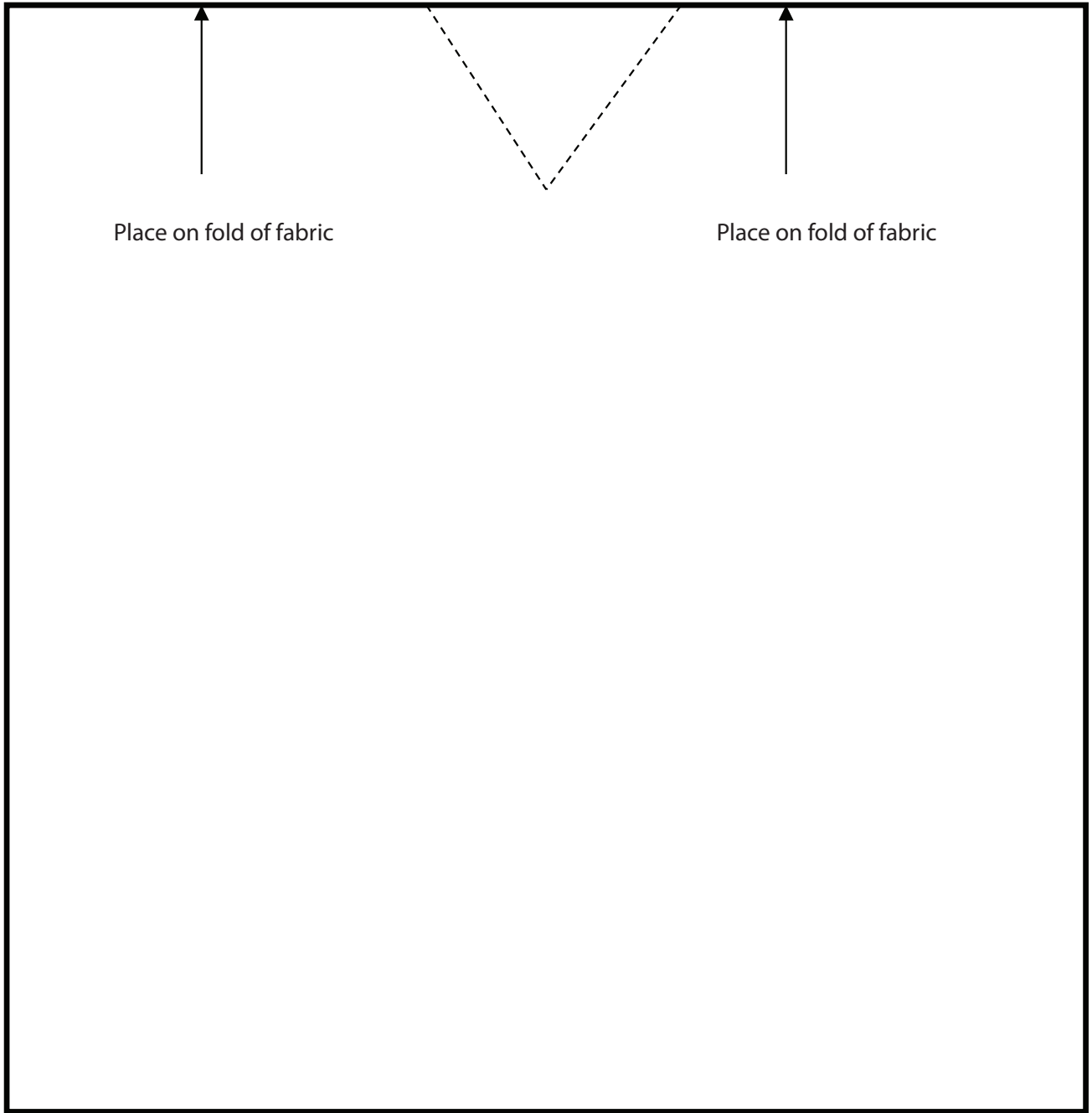
Have children hold up your model craft/their crafts. Choose five children (or you say) the five sections below to explain the craft's importance.

Presentation:

1. Our craft is: A Doll Baby.
2. In the jungly Congo, little Ruth cried out in excitement when she saw in the box a doll baby because she had prayed for God to send one so the little girl would know that Jesus loved her.
3. Our Bible Truth is: God's People Love Others.
4. Ruth showed her love for the little girl by praying that God would send her a baby doll as well as a hot water bottle to save the baby.
5. Our craft can help us remember that God wants us to love others, too. One way we can love others is by praying for them.

Note: Even non-readers can participate in presenting the craft, if you will whisper what they are to say in their ear and let them say it aloud for the others to hear.

Doll Dress



BEFORE CLASS:**1. PICK YOUR PERSON**

VIPPs can be anyone in your church! Typically, they fall into 6 categories: Church staff, Elders, Deacons/deaconesses, Special Volunteers (people who aren't paid, but spend a lot of time helping out in particular ways), Supported Workers (aka missionaries), and Church Members.

2. GATHER YOUR FACTS

Use the VIPP Information Sheet to write down the facts about your VIPP. The information on this worksheet is used in the VIPP activities, listed in the "Choose an Activity" section below.

DURING THE ACTIVITY:**1. INTRODUCE YOUR VIPP**

Introduce your VIPP to the children, using the VIPP Information Sheet. Fill in a set of VIPP Clue Cards with the information for your VIPP. If desired, you can even have the actual person come into class for the children to meet.

Need help describing what someone does for the church in a kid-friendly way? Check out the list of common VIPPs on the Praise Factory website in the PFI resources. There are lots of kid-friendly descriptions for common VIPP's, such as pastors, elders, deacons and a lot more.

2. PRAY!

Lead the children in praying for the VIPP. Ask the children if they would like to pray for one of the VIPPs prayer requests. Even non-readers can pray for the VIPP if you whisper the prayer request in their ear, then let them say it aloud. Never force a child to pray!

3. CHOOSE AN ACTIVITY

There are two activities you can use to help the children learn about the VIPP:

VIPP Clue Cards: These are nine coloring sheets in which children fill in the nine things they learn about the VIPP from the VIPP Information Sheet. Photocopy a set of each child. Use as few or as many of these Clue Cards as you desire. They are found in the back of this book.

VIPP Game: This is a game that uses a set of Clue Cards for one or two VIPPs.

Choose a VIPP and fill in his/her information on the VIPP Information Sheet. Fill in a set of VIPP Clue Cards with the information for your VIPP. Tell the children about the VIPP, having them fill in the VIPP Clue Cards with the key facts as they learn them. Write any words the children need to write on a white-board or other piece of paper so they can see how to spell them. Help younger children write these words on their clue cards. Ideas for how to tell the children about many common VIPPs are listed at praisefactory.org with the resources for this Bible Truth.

Optional TAKING IT TO OTHERS Activity: Introduce and Pray for the VIPP

If you are presenting the VIPP to other children or parents you can assign children to hold up the 10 clue cards and say what each card tells about the VIPP. (Or, you can have the children hold them up as you tell what each one means.) Then lead the children in praying for the VIPP.

Game: Over, Under and Throw

Materials

Information Sheet for one VIPP

2 Set of Clue Cards

8 8.5" x 11" Manilla Envelopes

Nerf Ball or other soft ball for indoor use

Box or basket big enough for the envelopes to fit in and the ball to land in.

Preparing the Game

1. Fill in one set of clue sheets for the VIPP you are using.
2. Tape the other (blank) set of Clue Cards to the outside of the manilla envelopes.
3. Put the filled-in clue cards in the corresponding envelope.
4. Put all the Clue Cards envelopes in a bag, except for the ones with the names and pictures of the VIPPs.
5. Place the envelopes in the basket, a good shooting distance from where the child at the head of the line will stand.

Playing the Game

Reveal: Tell the children about the VIPP, showing them your filled-in clue cards as you tell about them.

Review: Have the children line up, all facing forward. Give the ball to the last child in line. At your signal, have them pass the ball to the next child with an overhead pass; then that child passes the ball through the legs of the next child, etc. until the ball reaches the first child. The first child in line then tries to make a basket. If he succeeds, he gets to go up and pick out an envelope to open. the teacher (or the child) tells the Clue Card category. The other children try to remember what the VIPP's answer was. Open it up and see if they got it right. If they did, the Clue Card is retired. If not, it can be added back with the Clue Cards in the basket. Game continues until all the envelopes have been retired or as time or attention span allows.

VIPP INFORMATION SHEET

VIPP NAME:

WHAT VIPP LOOKS LIKE

Man or Woman? _____

Hair color? _____

Eye color? _____

FAVORITE ANIMAL

FAVORITE FOOD

FAVORITE FREE TIME ACTIVITY

WHAT VIPP DOES DURING WEEK

VIPP GROUP OF SERVICE:

Church Member

Deacon

Elder

Church Staff

Special Volunteer

Supported Worker
(Missionary)

3 WAYS VIPP SERVES CHURCH

**3 WAYS TO PRAY FOR
THE VIPP**

BIBLE TRUTH 3, LESSON 3: PLANNER/OVERVIEW

GETTING STARTED: Welcome and Opening Songs (*introduce unit and get kids moving with these songs*)

Welcome to Praise Factory: PFI: Praise Factory Investigators Theme Song *PFI ESV Songs 12, Track 1*

Rules to Help Us Worship God and Love One Another: WoGoLOA Classroom Rules Song
PFI ESV Songs 12, Track 2

Big Question Under Investigation: Big Question 12 Songs *PFI ESV Songs 12, Tracks 3,4*

Big Question Bible Verse: Ephesians 5:1-2 Song: *PFI ESV Songs 12, Track 5*
Extra Bible Verse Song: Let Everyone Who Names the Name: 2 Timothy 2:19,22, ESV PFI ESV Songs 12, Track 6

DIGGING DEEP DOWN: Key Concept and Story (*introduce the Bible Truth and tell the related story*)

Bible Truth 3: God's People Love Others

Bible Truth Hymn: Blest Be the Tie that Binds, vs.1-4 *PFI ESV Songs 12, Track 11*

Bible Verse: 1 Corinthians 13:4-8,13

Bible Verse Song: Love *PFI ESV Songs 12, Track 12*
Extra Bible Verse: Love Is Patient PFI ESV Songs 12, Track 13

Lesson 3 Old Testament: The Case of the Friend Who Didn't Fail *1 Samuel 17-20; 2 Samuel 9; Daniel 1,6*

TAKING ACTION: Response Activities (*choose from among these activities*)

Snack and Discussion Planner: Loving Warning with a Bow and Arrow

ACTS Prayer: Prayer Sheet

Bible Truth Review: Discussion Questions and Game: Beanbag Grand March

Bible Truth Hymn: Blest Be the Tie that Binds, vs.1-4 *PFI ESV Songs 12, Track 11*
Song, Sign Language and Song Game: Word Take Away **PFI ESV SONGS 12 BOOK or ONLINE**

Bible Verse Review: 1 Corinthians 13:4-8,13 Discussion Sheet and Game: Which Way Did It Go?

Bible Verse Song: Love 1 Corinthians 13:4-8,13 *PFI ESV Songs 12, Track 12*
Song, Sign Language and Song Game: Big Voice, Little Voice **PFI ESV SONGS 12 BOOK or ONLINE**

Story Review: Discussion Questions and Game: Forceball

Case Replay, Jr: Drama Activity for Youngest Children (children do same story actions together)

Case Replay, Sr: Drama Activity for Most Children (children re-tell story with individual parts)

Craft: Food from the Royal Table

VIPP (Very Important Prayer Person) Prayer Time: Coloring Sheets (back of book) and Game: Stop and Go

TAKING IT HOME: Take Home Sheet for Review and Family Devotions

PFI Pronto: Bible Truth 3, Lesson 3 **PFI ESV PRONTOS 12 BOOK or ONLINE**

The Case of the Friend Who Didn't Fail *1 Samuel 17-20; 2 Samuel 9; Daniel 1,6*

by Connie Dever

Our story is: The Case of the Friend Who Didn't Fail. As you listen to the story, see if you can figure out:

1. Who was the Friend Who Didn't Fail? Who did he love so well?
2. What was so selfless about his love for his friend? Who helped him love this way?

This story takes place in Old Testament times in the days of the first kings of Israel, about 1000 years before Jesus lived on earth.

King Saul and the Israelite army looked in fear across the Valley of Elah. There on the other side stood the fierce Philistine army. Armed with iron swords and led by giant 9 1/2 foot Goliath, the Israelites knew their little swords of wood and stone were hardly a match. Only King Saul and his son, Jonathan had iron swords, yet they were too afraid to face the Philistines, too. Things looked hopeless, were it not for a young man named David. He trusted in the LORD to give them the victory. With a single stone, David struck Goliath in the head and killed him. The Philistines fled in terror. Israel was saved from its enemy once more.

General Abner presented David presented before King Saul. "For your bravery and skill in battle I am making you one of my soldiers," Saul told David.

Prince Jonathan stood to the side, as Saul honored David. It would be easy to be envious of David. The soldiers used to talk about Jonathan's great deeds in battle--or King Saul's--but now they only talked about David's. And here was his father was honoring him!

But Jonathan wasn't envious, he loved David for his faith in God and the great things God did through him.

"Let's make covenant of unailing friendship," Jonathan said to David. "Let's promise to always love each other."

David agreed. To seal the covenant, Jonathan took off the special belt and tunic of his war uniform and gave them to David. He handed his very own bow and his priceless, Philistine-made, iron sword and to him, too. Then, he took off his exquisite robe--made only for the Crown Prince of Israel—and put it on David. David humbly received these priceless gifts and swore his friendship to Jonathan.

King Saul was quick to use his new soldier in battle.

Whatever Saul sent him to do, David did it. David became famous. As the men marched back home from their battles with the Philistines, women came out from each town to meet King Saul and his men with singing and dancing, with joyful songs and with tambourines and lutes. As they danced, they sang: "Saul has killed his thousands, and David his tens of thousands."

Jonathan was happy to see how God blessed David, but not King Saul. He was envious and angry. He wanted the people think he was the greatest. "The people love David more than me. They think he's a better soldier, too," Saul thought angrily. "Before long they will want him to be king instead of me."

As the LORD gave David more victories over their enemies, King Saul's hate grew. He must get rid of David! Twice he threw his spear at David and barely missed him. Then he had soldiers sneak up on David in bed to kill him, but David found out about his plan and fled.

Later, David snuck back to King Saul's palace to see Prince Jonathan. "Jonathan, your father has tried to kill me four times now, and I don't even know what I've done to make him mad! I need your help!" he exclaimed.

"What are you talking about?" Jonathan answered in surprise. "My father tells me everything! He hasn't said anything about wanting to kill you."

"Your father saw us make our friendship covenant after the battle with Goliath and the Philistines. He knows not to tell you about his plans to kill me. He knows that you love me and would faithfully protect me from harm," David answered. "Jonathan, swear to me, as my covenant friend that you will find out if your father still plans to kill me."

"David, you know that I love you as much as I love myself. By the LORD, the God of Israel, I promise to find

Story-telling Tips

Ahead of time:

1. Read the Bible verses and story. Pray!
2. Create story cue cards on index cards (or highlight text).
3. Practice telling story dramatically, timing your presentation. Shorten, if necessary to fit your allotted time.
4. Decorate area with story props that help bring your story alive.

During your presentation:

1. Maintain as much eye contact as possible as you tell the story. Point to/use props at important points in the story. Include the kids in your story with a few questions about what they think will happen or words/concepts that might be new to them.
2. Watch the kids for signs that their attention span has been reached. Shorten, if necessary.

out my father's plans in the next two days! If he speaks favorably of you, I will let you know. If not, I promise to send you safely away," Jonathan promised "David, I know you will be the next king--not me--and I'm happy about that. May the LORD be with you as He has been with my father. There will be a day when as king you will have the power to kill me and my family along with all your enemies," Jonathan told David. "Please renew your covenant with me again. Promise that you will never stop loving me or showing kindness to my family, even after you become king," he asked.

"Go and hide, David. Meet me in the field by the stone Ezel in two days. I will shoot three arrows to the side of it, then I will send my servant boy and say, 'Go, find the arrows.' If I say to him, 'Look, the arrows are beyond you,' then that is my signal to you that you must go, because the LORD has sent you away."

Two days later, David waited in the field by the stone Ezel. Jonathan and his servant boy came out to the field, carrying his bow and a quiver full of arrows. Jonathan skillfully strung the bow with one, two, three arrows and sent each of them zinging into the air towards Ezel. "Run and find the arrows, my boy," he told his little servant. When the boy came to the place where Jonathan's arrow had fallen, Jonathan called out after him, "Isn't the arrow beyond you?" Then he shouted the secret signal words, "Hurry! Go quickly! Don't stop!"

After the arrows were found, Prince Jonathan dismissed the boy and waited for David. David came and bowed before him three times, with his face to the ground.

"It is all true," Jonathan told David. "When I spoke to my father about you he got furious and said, 'I know you have sided with David against us. Don't you understand that as long as he lives you will never be king? Bring him to me! He must die!' But I refused. Then when I asked why you should be put to death, he threw a spear and tried to kill me! David, you must go!"

Then they kissed each other on each cheek (common in the Middle Eastern cultures, even today) and wept together—but David wept most of all. How grateful he was for his friend, Prince Jonathan! His friend truly loved him. He had been unfailingly faithful to him. He even stood up to his father, the King.

"Go in peace, David," Jonathan said, "for we have promised in God's name, that our families will be friends forever." Then the two friends parted.

David and Jonathan were to see each other only one more time in the rest of their lives. For about ten years, King Saul kept chasing David, trying to kill him. One time Jonathan snuck out to Desert of Ziph where David was hiding. Once more they promised each other to be unfailingly faithful friends.

One day, King Saul and his sons (including Prince Jonathan) were killed in a great battle with the Philistines. The people chose David to be the next king of Israel. Now David had the power to get rid of all his enemies. Saul's family feared David would hunt them down and kill them.

But all through those years, David never forgot his promises to love Jonathan and his family. "Is there anyone still left of Saul's family I can be kind to, for Jonathan's sake?" David asked Ziba, an old servant of Saul's.

"Yes, there is still a son of Jonathan who is alive. His name is Mephibosheth. He is crippled in both feet," Ziba replied.

"Bring him to me," David ordered.

So Mephibosheth, son of Jonathan, came to David and bowed down to pay him honor. He was trembling with fear. Would the new king have him killed?

"Don't be afraid," David said to him, "I will be kind to you for the sake of your father, Jonathan. I will give you back all King Saul's lands and I want you to be like my own son, eating with me and my family at the king's table the rest of your life," David promised. And that is what he did.

Cracking the Case:

It's time to answer our Case Questions.

1. Who was the Friend Who Didn't Fail? Who did he love so well?

Jonathan was the friend who didn't fail David.

2. What was so selfless about his love for his friend? Who helped him love this way?

If David became king, it would be instead of him. Most men would not want to help someone else become king instead of themselves. The LORD helped Jonathan His good plan to make David king. He helped Jonathan love David and protect his life.

Something For You and Me

Our Bible Truth is: God's People Love Others

Our Bible Verse is: 1 Corinthians 13:4-8, 13

"Love is patient and kind; love does not envy or boast; it is not arrogant or rude. It does not insist on its own way; it is not irritable or resentful; it does not rejoice at wrongdoing, but rejoices with the truth. Love bears all things, believes all things, hopes all things, endures all things. Love never ends. So now faith, hope, and love abide, these three; but the greatest of these is love."

What new things about loving others did you learn from Jonathan and David? Jonathan and David loved each other by not being proud or envying others, but rejoicing in the good that the Lord did in their lives. They persevered with an unfailingly faithful, even in the hardest times.

And what about you and me? What is our love like? Do we envy others when something good happens to them that doesn't happen to us; or when they are good at something that we are not? Do we have a love for others that is unfailingly faithful, even through very hard times?

God knows how hard it is to love others as He wants us to. He knows that it is impossible for us to do this without His help. And help of the most powerful kind is what God promises to all who turn from their sins and trust in Jesus as their own Savior. To all who do this, He will save from their sins and send the Holy Spirit to work in their hearts, helping them even to love others as He wants them to.

Let's praise God for giving His people the Holy Spirit to work love in their hearts. Let's ask Him to help us turn from our sins and trust in Jesus. Let's ask Him to fill our

hearts with His Holy Spirit so that we might love unfailingly faithfully, without envy, rejoicing in the good the Lord does in their lives, like Jonathan and David. He is the only one who can give us this kind of love for others.

Close in prayer.

Closing ACTS Prayer

A God, we praise You for being the Giver of Faithful Love to His People, helping them to love, even when it is very hard.

C God, we confess that we are not like David and Jonathan. We choose not to faithfully love others. We are sinners! We need a Savior!

T God, we thank You for sustaining the love of His people for each other, just like He did with Jonathan and David.

S God, work in our hearts! Help us to turn away from them and trust Jesus as our own Savior. Fill our hearts with Your Holy Spirit that we might faithfully love each other, just as David and Jonathan did.

ACTS PRAYER ACTIVITY

Use this sheet to write down your ACTS Prayer

Instructions:

Use this sheet to help the children apply the Bible Truth into a prayer. You can use the ACTS provided or even better, have the kids think of their own applications. Also have the children add their personal requests to the prayer, too. Lead the children in the prayer or let them pray sections, with your help. Never force a child to pray! Non-readers can participate by you whispering a section of the prayer into their ear and allowing them to pray it aloud for the group.

ADORATION:

God, we praise You for being a God of love. You show Your love to all people, especially by offering to save them from their sins through Your Son, Jesus.

God, we praise You for being.....

Add your own Adorations:

CONFESSION:

God, we confess that we have not loved others as You have called us to.. We need a Savior to save us from our sins!

God, we have sinned against You....

Add your own Confessions:

THANKSGIVING:

Thank You, God for giving us people who love us. Thank You for Your Holy Spirit who helps Your people love others as You want them to.

God, we thank You for...

Add your own Thanksgivings:

SUPPLICATION:

God, work in our hearts! Help us turn away from our sins and trust in Jesus as our Savior. Make us Your people! Send Your Holy Spirit to live inside of us. Help us to love others like You have loved us.

God, we need Your help...

Add your own Supplication:

SNEAKY SNACK

Can you figure out how this snack ties in with our case?

Snack: Loving Warning with a Bow and Arrow

Carrot stick "bow" strung with shoelace red licorice by making a small notch in each end of the carrot and inserting the licorice. String the "bow" by laying a pretzel stick "arrow" across the middle starting with the licorice. Place a "Jonathan" teddy graham next to bow and arrow. Then place a second carrot arrow some distance away from the other with a "David" teddy graham next to it. (Carrot sticks should be cut into thin sticks and then apply just enough pressure on both ends at the same time until they break almost completely through in the middle, making a hinge and a place where the pretzel arrow rests on the bow.)

This is only a suggestion. Feel free to modify. Be mindful of allergy issues among your children!

Case Tie-in: Jonathan warned David to run away from his father, King Saul, by shooting a arrow out into a field, as a signal that the king was going to try to kill him. The LORD kept David's life safe through the work of this loving friend.

SOUL FOOD

Food for thought during snack time

1. What does the snack have to do with the story?

Choose a few questions from the other activity discussion sheets to talk about during this snack time.

2.

3.

4.

5.

6.

7.

Directions: Read and discuss Bible Truth, using a FEW of the questions. Play game. Feel free to modify the game to fit your children.

God's People Love Others

God is loving toward all people, even His enemies. He created them and gave them life. He shows them patience, love and kindness. He takes care of their needs. Best of all, He offers forgiveness of sins to all who confess their sins to Him, turn away from them, and trust in Jesus as their Savior. This is how they can become His people, adopted into His family forever.

God wants His people to treat people—even their enemies-- in the same loving way as He does. He wants them to treat everyone with patience, love and kindness. He wants them to care about their needs, especially their need to hear the good news of salvation through Jesus.

While God treats all people with love, He has a special love for His people. Through Jesus, He has adopted them to be in His family. They will live with Him and with each other forever in heaven.

God wants His people to love each other like sisters and brothers, since they are all in His special family of people. Jesus said that when God's people love each other as He has loved them, others will know that they really are His people. God's Holy Spirit, working in their hearts, helps God's people to love others as He wants them to.

Understanding the Bible Truth

1. Who is God loving towards and how does He show it? *God is loving towards all. He treats them with patience, mercy and kindness; takes care of their needs; forgives all who confess their sins.*
2. What makes forgiveness one of the best parts of God's love? *God's forgiveness comes at a great cost to Himself: the giving up His Son as the only sacrifice that could pay for our sins.*
3. How does God want His people to treat others? *With the same kind of love He shows.*
4. Why does God expect His people to treat their enemies with love? *While His people were still enemies (in rebellion) to Him, He sent His Son to die for their sins. He wants them to treat others as He treated them.*
5. What is different about the love that God has for His people? *It is a covenant (special promise) love that will last forever.*
6. What is different about the love that God wants His people to show for each other? *He wants them to love each other with covenant love, too. Others will know they are His people if they do.*
7. Can God's people love others as God has loved them on their own? Why not? *No, they can't. They are forgiven by God for their sins, but they are still sinners. They will never love others here on earth as fully as God wants them to.*
8. Who helps God's people love others as God wants them to? *God's Holy Spirit helps them to love as God wants them to love.*
9. How can we become part of God's special family? *By turning away from our sins and trusting in Jesus as our Savior.*

Bible Verse Connection Question

1. What does our Bible Truth have to do with our **Bible Verse: 1 Corinthians 13:4-8,13**: "Love is patient and kind; love does not envy or boast; it is not arrogant or rude. It does not insist on its own way; it is not irritable or resentful; it does not rejoice at wrongdoing, but rejoices with the truth. Love bears all things, believes all things, hopes all things, endures all things. Love never ends. So now faith, hope, and love abide, these three; but the greatest of these is love."?

These verses tell us how God wants His people to love others. This is how He has treated them through Jesus. He wants them to be like Him and go and love others this way, too. God's Holy Spirit helps them love in these ways. He helps them love even when it is very hard.

Bible Truth Story Connection Questions

1. How did David and Jonathan love each other as God had loved them? *They loved without fail. They made promises to treat each other lovingly and they persevered in them, even when it was very hard. Saul tried to kill Jonathan for his loyalty to David; David might have found it hard to want to bless anyone in Saul's family after the way he treated David for about ten years.*

Life Application Questions

1. Have you ever found it hard to persevere in faithful love to someone else? When?
2. What is something good for God's people to remember when they have to forgive someone and they don't want to? *Remember God's forgiveness of their sins; remember that it is His command to forgive others.*
3. How can we become God's people? *By turning away from our sins and trusting in Jesus as our Savior.*

ACTS Questions

1. What is something we can praise God for because of this Bible Truth? *Praise God for His great love for His people shown through sending His Son to save His people.*
2. What are sins we can confess to God because of this Bible Truth?
Confess that we have not loved others as God calls us to.
3. What is something we can thank God for because of this Bible Truth?
Thank God for giving us people who love us. Thank God for His Holy Spirit who helps His people love others as God wants them to.
4. What is something we can ask God for because of this Bible Truth?
Ask God to work in our hearts and make us His people. Ask God to help us to turn from our sins and trust in Jesus as our Savior. Ask God to fill us with His Holy Spirit and help us to love others in the same way that He has loved His people.

The Gospel

1. God wants His people to love others as He has loved them? How has God shown His great love to His sinful people? What is the gospel?
God is the good Creator and King of the world. He made people to worship Him and live by His good laws. But we are all sinners who have rebelled against Him. We all deserve death--God's just, eternal punishment for our sins. How terrible! But God has good news for us. In His great mercy, God sent His Son Jesus to earth to save sinners. Yes, Jesus, the perfect Son of God, left His home in heaven and became a man. He lived the perfect life that pleases God. (He's the only one who has ever done that!) He offered it up to God His Father as the perfect sacrifice for sins when He suffered and died on the cross. Then, on the third day, Jesus rose from the dead in victory. He had fully paid for the sins of God's people, so they wouldn't have to! Now all who turn away from their sins and trust in Jesus as their Savior will receive forgiveness of sins and eternal life with God. They will be His very own special people who will know Him and enjoy Him forever. We can be God's people, too, if we turn from our sins and trust in Jesus as our own Savior.

Game: Beanbag Grand March

Materials

Small bowl or bag
1 Bean Bag per child
CD and CD player
Bible Truth Questions

Preparing the Game

1. Choose 20+ questions for your game from the Bible Truth Discussion Questions, or make up your own.
2. Write the Bible Truth questions on small thin strips of paper (or make a photocopy of the Bible Truth Discussion Questions and simply cut them into strips) and put them in the bag/bowl.

Playing the Game

Have the children form partners, then form a big double circle. Give each child a bean bag. Have them balance them on their heads. Tell the children that you will start the music and tell the children to move however you command them to move, such as march, walk, skip, tip toes, big knee bends, pat head, fly like a bird, etc. (BUT NOT RUN!!!) and try not to let their bean bag fall off their heads. When/if the bean bag falls off, a team is to sit down. When the music stops, all of the seated children are asked a question. If they get the right answer, then everyone is released to the march again. If not, then they must wait until the next time a question is asked and answered correctly.

Game continues as number of questions, time, and attention span allow.

NOTE: Have the children who are "out" help make up actions for the other children to do, put them in charge of the music, etc. along with you. This will keep them happily occupied as they continue.

Non-competitive Option

Let all the children whose beanbag fell join back into the march, even if the class misses the question. Add the missed question back into the bag for further review.

Optional TAKING IT TO OTHERS Activity: Quiz Questions

Have the children choose a few of the questions from the game to ask the parents/other children during TAKING IT TO OTHERS time. Help pre-readers by whispering the question in their ear and letting them ask it aloud to the parents/other children. Make sure you read the Bible verse aloud before you ask your questions.

Directions:

1. Write words to song in large print before class.
2. Play the song for the children, helping them follow along on the song sheet.
3. Discuss the song, using a few questions from the discussion sheet. *Don't use them all!*
4. Introduce sign language for key words of your choice from sign language sheet for your song. Use as few or as many as you think the children can learn.
5. Sing and sign the song. Sign language as well as large format lyrics and sheet music are found in the PFI Unit Songbook or online.
6. If desired, play the Song Game.

Optional TAKING IT TO OTHERS Activity: Presenting and Singing the Song

1. Sing and sign the song, encouraging the watching children/parents to join in.
2. Ask the class some of the questions listed below. The Bible Truth Connection Question is particularly good to help them understand how the song ties in with the Bible Truth.

Blest Be the Tie that Binds

Verse 1

Blest be the tie that binds,
our hearts in Christian love;
The fellowship of kindred minds,
is like to that above.

Refrain:

Blest be the tie, Blest be the tie,
Blest be the tie that binds,
Blest be the tie, Blest be the tie,
Blest be the tie that binds.

Verse 2

Before our Father's throne,
we pour our ardent pray'rs;
Our fears, our hopes, our aims are one,
Our comforts and our cares.

Verse 3

We share our mutual woes,
our mutual burdens bear;
And often for each other flows,
the sympathizing tear.

Verse 4

When we asunder part,
It gives us inward pain;
But we shall still be joined in heart,
And hope to meet again.

Listen to it on PFI ESV Songs 12, Track 11

Understanding the Song

1. What is the tie that "binds" the hearts of God's people? *Just like a tie (string) tied around a bundle of things hold them together, there is a special fellowship that binds God's people together. They know who God is and love Him. They love sharing about Him together. In their hearts they each have His Spirit at work, helping them to love Him and each other more. This is a fellowship of love and each other that holds them together as part of God's family.*
2. What is the fellowship of love that binds God's people together? *"It is like to that above"—a little taste of what they will have in heaven.*
3. How do God's people show this special fellowship of love in their prayers? *They pray "ardently" (with great desire), they pray about each other's fears, hopes, aims (what they hope to do) as if they are their own.*
4. How do God's people show this special fellowship of love as they talk with each other? *They share their woes and burdens (hard things) and care so much that they will even cry in sympathy over them.*
5. How do God's people show this special fellowship of love when they "asunder part" (are apart from each other)? *They are sad to have to say goodbye because they love being with them; they still care for them in their heart, and look forward to seeing each other again.*

Bible Truth Connection Question

1. How does this song relate to our Bible Truth: **God's People Love Others?**
God's People are to love everyone, but have a special love for each other, since they are like brothers and sisters in God's family. They show this love by praying for each other, listening and caring about each others problems, and looking forward to meeting together again when they part.

Story Connection Question

1. How does this song relate to the story? *Jonathan and David both loved God and shared the special fellowship love that God's people know. They cared about each others problems as if they were their own. It was a tie that bound their hearts together, even in very hard times. They loved each other very much and were very sad to part. They longed for a day when they would get to be together again as friends. Even after Jonathan died, David still kept his promises to him. While Jonathan never got to enjoy a time of close fellowship again with David before he died, David—for the sake of Jonathan-- found Jonathan's son and blessed him and treated him like he was one of his sons.*

Bible Connection Question

1. What does this hymn have to do with our Bible Verse: **1 Corinthians 13:4-8,13**: "Love is patient and kind; love does not envy or boast; it is not arrogant or rude. It does not insist on its own way; it is not irritable or resentful; it does not rejoice at wrongdoing, but rejoices with the truth. Love bears all things, believes all things, hopes all things, endures all things. Love never ends. So now faith, hope, and love abide, these three; but the greatest of these is love."?

The Holy Spirit is the tie that binds the hearts of Christians together in love. Through His work in their hearts, He helps them to love each other with love that is like God's love, the love of "above", of heaven. They love each other in ways that this verse describes. They share each others' mutual woes and they pray about each other's cares, and bear each others' burdens. Even when they are apart, their love for each other perseveres.

Life Application Questions

1. How can God's people be affected by the message of this song?

They can praise God gives His people the Holy Spirit to bind their hearts together in a love so special that they love each other in the same way as He has loved them. They can ask Him to put more of that kind of love in their hearts for His people.

2. How can we become God's people? *By turning away from our sins and trusting in Jesus as our Savior*

ACTS Questions

1. What is something we can praise God for from this hymn?

Praise God, the Holy Spirit, for being the great Worker of Love in God's people's hearts.

2. What are sins we can confess to God from this hymn?

That many times we do not love God's people as we should. We forget to pray for them. We do not care about their "woes", or help them with their burdens--the hard things they are going through. We are too busy thinking about ourselves. We deserve God's punishment. We need a Savior!

3. What is something we can thank God for from this hymn?

We can thank God His forgiveness for our sins. We can thank Him for the Holy Spirit's work in His people's hearts to help them love each other far more than they ever could on their own.

4. What is something we can ask God for from this hymn?

That God would work in our hearts that we confess our sins, might turn from our sins and trust Jesus as our Savior. We can ask Him to send the Holy Spirit to fill our hearts and give us love for His people.

Gospel Question

1. How can we become God's people? How can we have the Holy Spirit live in our hearts and help us to love others as God wants us to? What is the gospel?

God is the good Creator and King of the world. He made people to worship Him and live by His good laws. But we are all sinners who've rebelled against Him. We all deserve death--God's just, eternal punishment for our sins. How terrible! But God has good news for us. In His great mercy, God sent His Son, Jesus to earth as a man to save sinners. He lived the perfect life that pleases God. (He's the only one who's ever done that!) He offered it up to God His Father as the perfect sacrifice for sins when He suffered and died on the cross. Then, on the third day, Jesus rose from the dead in victory. He had fully paid for the sins of God's people, so they wouldn't have to! Now all who turn away from their sins and trust in Jesus as their Savior will receive forgiveness of sins and eternal life with God. They will be His very own special people who will know Him and enjoy Him forever. We can be God's people, too, if we turn from our sins and trust in Jesus as our own Savior.

Song Game: Word Take Away

Materials

Sign Language Signs and Song

White board and marker

Eraser

Preparing the Game

1. Write the words to the song on a white board.

Playing the Game

1. After children have learned the song and signs well, then tell the children that you are going to leave out words from the song (that you've learned signs for) and just do the sign in its place.
2. Have the children help you choose a word to take out. Erase the word from the board. Review the sign the for erased word.
3. Sing the song, trying to remember to NOT sing the word and do only the sign.
4. Continue to take out words until all of the words (with signs) have been taken out.

Game continues as number of questions, time, and attention span allow.

choose a FEW questions for discussion, then choose the game and/or music activity

Meditation Version: 1 Corinthians 13:4-8,13

"Love is patient and kind; love does not envy or boast; it is not arrogant or rude. It does not insist on its own way; it is not irritable or resentful; it does not rejoice at wrongdoing, but rejoices with the truth. Love bears all things, believes all things, hopes all things, endures all things. Love never ends. So now faith, hope, and love abide, these three; but the greatest of these is love."

Alternate Memory/Games Version: 1 Corinthians 13:4-8

"Love is patient and kind; love does not envy or boast... It does not insist on its own way; it is not irritable or resentful; it does not rejoice at wrongdoing, but rejoices with the truth. Love...endures all things. Love never ends."

Understanding the Bible Verse

1. What does it mean to be patient with someone? *To not give up on someone who is annoying you or has hurt you, but be willing to keep being their friend.*
2. What does it mean to be kind to someone? *To want to do good to someone and to treat them gently.*
3. What does it mean to envy? Why is that not loving? *To think what someone else has is good and be mad that you don't have it. It isn't loving because you are so busy thinking about what you don't have that you can't be glad that God gave them whatever they have. You don't want what is best for them, if you don't have it, too.*
4. Why is it not loving to boast or be proud? *Like envy, you are so busy comparing yourself to others that others might think best of you that you are not thinking of what is good for the others.*
5. What does it mean to be rude? *To be impolite and not think of others in how you act or speak.*
6. What does love not insist on? *On getting its own way.*
7. Why isn't it loving to be irritable or resentful or to keep a record of wrongs? *If you are irritable (easily angered) about what someone else does that you forget how easily you do wrong things, too. If you are resentful or keep a record of wrongs, you are not forgiving someone and you are not remembering how much God has forgiven you.*
8. Why would love not delight in evil but rejoices with the truth? *Delighting in evil is wanting something bad for someone.*
9. What does it mean to for love to bear all things, believe all things, hope and endure all things? *Keep loving someone without giving up.*
10. What is the greatest: faith, hope or love? Why? *Because we are all sinners in need of mercy and forgiveness--two key parts of love. Faith in God and hope in His salvation spring out of and are only available to us because of His love shown through Jesus. And, as we live with others, they will need our love as they fail and sin. It will not be enough to simply hope they treat us well or to have faith that they will. The fact is, we will all disappoint and sin against each other. It will take love to forgive and continue to love.*
11. Whose love will never end? How does that affect God's people? *God's love will never end. And, through His Holy Spirit working in them, the love God's people have for Him and for others will never end, too. He will give them what they need to go on loving, even when it is very hard.*
12. How can we become God's people? *By turning away from our sins and trusting in Jesus as our Savior.*

Bible Truth Connection Question

1. What does this verse have to do with the **Bible Truth: God's People Love Others?**

These verses tell us how God wants His people to love others. This is how He has treated them through Jesus. He wants them to be like Him and go and love others this way, too. God's Holy Spirit helps them love in these ways. He helps them love even when it is very hard.

Story Connection Questions

1. What does the verse have to do with our story? *Jonathan showed David love that did not envy and was not self-seeking. It protected David from Saul and persevered in his faithful love of Him. David was not boastful or proud. He trusted in Jonathan's promises to him. He persevered in his love for Jonathan by remembering to take care of Mephibosheth, even after Jonathan died.*

Life Application Questions

1. Which of these parts of love do you find hardest to do?
2. How does show His great love to sinners like you and me? *By forgiving all who turn away from their sins and trust in Jesus as their own Savior.*

ACTS Questions

1. What is something we can praise God for from this Bible Verse?
Praise God for loving His people perfectly in all the ways this verse describes.
2. What are sins we can confess to God from this Bible Verse?
That we are all sinners. We do not love others like These verses tell us we should. We need a Savior!
3. What is something we can thank God for from this Bible Verse?
We can thank God for sending the Holy Spirit to work inside His people's hearts, helping them to love others in these ways.
4. What is something we can ask God for from this Bible Verse?
We can ask God to work in our hearts that we would want to confess our sins, turn away from disobeying Him and trust in this wonderful Jesus as our own Savior. We can ask Him to send the Holy Spirit to live in our hearts and help us to love others as He wants us to.

The Gospel

1. What is the good news of God's love for His people? How can they know His love, when they have not loved Him or others as He requires? What is the good news of Jesus? What is the gospel?
God is the good Creator and King of the world. He made people to worship Him and live by His good laws. But we are all sinners who have rebelled against Him. We all deserve death--God's just, eternal punishment for our sins. How terrible! But God has good news for us. In His great mercy, God sent His Son Jesus to earth to save sinners. Yes, Jesus, the perfect Son of God, left His home in heaven and became a man. He lived the perfect life that pleases God. (He's the only one who has ever done that!) He offered it up to God His Father as the perfect sacrifice for sins when He suffered and died on the cross. Then, on the third day, Jesus rose from the dead in victory. He had fully paid for the sins of God's people, so they wouldn't have to! Now all who turn away from their sins and trust in Jesus as their Savior will receive forgiveness of sins and eternal life with God. They will be His very own special people who will know Him and enjoy Him forever. We can be God's people, too, if we turn from our sins and trust in Jesus as our own Savior.

Game: Which Way Did It Go?

Materials

Bible verse written up in large print so that all can see

Coin

Beanbag or other small object

Preparing the Game

None.

Learning the Verse

Some or all of your children may be non- or early readers. Teach the verse in sections, having them say it after you. Repeat a few times. Add clapping or other movement as they say it.

Directions

1. If desired, lead the children in a discussion of a **FEW** of the most important questions before beginning game.

2. Explain the game to them as follows:

Divide the children into two teams. Have the children sit or stand in a circle, alternating team members. Have everyone say the verse together. Explain to the children that they will pass the beanbag, stating clockwise, around the circle. Outside the circle one person, the Coin Flipper, will flip the coin. Each time the Coin Flipper gets a tails, he yells "Change" and the children in the circle change the direction they are passing the beanbag. After 5 changes whoever has the beanbag says the verse for their team. He gets 2 points for his team if he can say it by himself. One point, if he can say it with the help of another team member. If they can't say it, then the person next to him (on the other team) can try to say it for 1 point for his team. The child who correctly recited the verse is the next Coin Flipper. Have everyone say the verse again, then repeat steps.

Game continues until all children get to be the Coin Flipper, or as time and attention span allow.

Non-competitive Option

Don't split the children into teams. Give the group a target number of points to make. Challenge the children to see how few turns it will take to reach the target number of points. Tally the number of points on a piece of paper. Continue until target number is reached. Repeat, seeing if they can do it in less turns the second time.

Optional TAKING IT TO OTHERS Activity: Quiz Questions

Have the children choose a few of the questions from the game to ask the parents/other children during TAKING IT TO OTHERS time. Help pre-readers by whispering the question in their ear and letting them ask it aloud to the parents/other children. Make sure you read the Bible verse aloud before you ask your questions.

Directions:

1. Write words to song in large print before class.
2. Play the song for the children, helping them follow along on the song sheet.
3. Discuss the song, using a few questions from the discussion sheet. *Don't use them all!*
4. Introduce sign language for key words of your choice from sign language sheet for your song. Use as few or as many as you think the children can learn.
5. Sing and sign the song. Sign language as well as large format lyrics and sheet music are found in the PFI Unit Songbook or online.
6. If desired, play the Song Game.

Optional TAKING IT TO OTHERS Activity: Presenting and Singing the Song

1. Sing and sign the song, encouraging the watching children/parents to join in.
2. Ask the class some of the questions listed below. The Bible Truth Connection Question is particularly good to help them understand how the song ties in with the Bible Truth.

Love

Love is patient, love is kind, love does not envy or boast,
It is not arrogant or rude, Does not insist on its own way,
It is not irritable, It is not rude,
Does not rejoice in wrong-doing, but with the truth.

Love bears all things, believes all things,
Hopes and endures all things,
Faith, hope and love abide these three, but the greatest is love.
Love never ends, love never ends, love never ends.
Faith, hope and love abide these three, but the greatest is love.
First Corinthians Thirteen, four through eight, and thirteen.

Listen to it on PFI ESV Songs 12, Track 12

Song Game: Big Voice, Little Voice**Materials**

Song
Sign language signs used in the song printed out onto little cards
Blindfold

Preparing the Game

None.

Playing the Game

1. Practice the song and signs until the children know them well. Then tell them: "Children, we are going to hide a sign language sign and see if one of you can find it... with a little help from the rest of us!"
2. Choose someone to be "It" and blindfold them. Choose another child to hide one of the sign language cards. When it's hidden, "It" can remove the blindfold and begin to look.
3. The rest of the children will sing the song in a louder voice when "It" gets closer to the hidden sign and quieter when "It" gets further from the sign.
4. When "It" finds the hidden clue, another "It" is chosen and play begins again.

Game continues as number of questions, time, and attention span allow.

STORY REVIEW

Directions: Read and discuss Bible Truth, using a FEW of the questions. Play game. Feel free to modify the game to fit your children.

General Story Questions

1. Why were the Israelites so afraid of fighting the Philistines? *They were afraid of the size of Goliath and the power of their iron weapons. They failed to trust in their powerful God, but only looked at their own strength.*
2. Why could have Prince Jonathan be envious of David? *Because everyone was praising David for being a great warrior when previously Jonathan was the one who had been praised as such.*
3. What was so amazing about the gifts that Prince Jonathan gave David? *They were to be worn by the Crown Prince of Israel, that is, the man who would be the next king of Israel. Also, they were very, very valuable.*
4. What did Prince Jonathan and David promise each other the day David fought Goliath? *They would be unfailingly faithful friends for their whole lives.*
5. Why did King Saul get jealous of David? *Because the people were saying that David was a greater warrior than King Saul.*
6. Why did King Saul want to kill David? *He was jealous of him. He wanted Jonathan to be the next king, not David.*
7. How did Prince Jonathan show his love for David when he spoke to his father about him? *He could have told his father where David was hiding and led him to him to be killed. Then he might have gotten the throne instead of David. But Prince Jonathan loved David and knew that God intended for him to be the next king. He laid aside grasping the throne for himself and protected David instead.*
8. What did Prince Jonathan have David promise him before he left Gibeah? *That David would also be a faithful friend to Jonathan's family.*
9. How long did King Saul keep chasing David? *For about ten years.*
10. How did David show his love for Jonathan when he became king? *He remembered his promise to Jonathan to care for his family. He sought out any members of his family, not to kill them, but to care for them.*
11. How did David bless Mephibosheth? *He gives Mephibosheth back all King Saul's land and invites him to eat with his family as if he were one of his sons as long as he lives.*

Bible Truth Connection Questions

1. What does this story have to do with our Bible Truth: **God's People Love Others**? *Jonathan and David loved without fail. They made promises to treat each other lovingly and they persevered in them, even when it was very hard. Saul even tried to kill Jonathan for his loyalty to David; David might have found it hard to want to bless anyone in Saul's family after the way he treated David for about ten years.*

Bible Verse Connection Question

1. What does the story have to do with our Bible Verse: **1 Corinthians 13:4-8**: "Love is patient and kind; love does not envy or boast; it is not arrogant or rude. It does not insist on its own way; it is not irritable or resentful; it does not rejoice at wrongdoing, but rejoices with the truth. Love bears all things, believes all things, hopes all things, endures all things. Love never ends. So now faith, hope, and love abide, these three; but the greatest of these is love."?

Jonathan showed David love that did not envy and was not self-seeking. It protected David from Saul and persevered in his faithful love of Him. David was not boastful or proud. He trusted in Jonathan's promises to him. He persevered in his love for Jonathan by remembering to take care of Mephibosheth, even after Jonathan died.

Life Application Questions

1. How should we be like David and Jonathan in how we love others? *We should not be envious of the good gifts that God gives others to serve Him. We should love each other, even when it is very hard.*
2. Who is the only one who truly has an unending love? *God*
3. How can God's people become more unending in their love? *Ask God to send His Holy Spirit to work an unending love in their hearts.*
4. How can we become God's people? *By turning away from our sins and trusting in Jesus as our Savior.*

ACTS Questions

1. What is something we can praise God for being that we learned in our story? *Praise God for being the Giver of Faithful Love to His People, helping them to love, even when it is very hard.*
2. What is something we can confess as sin that we learned in our story? *Confess that we are not like David and Jonathan. We choose not to faithfully love others. We are sinners! We need a Savior!*
3. What is something we can thank God for that we learned in our story? *We can thank God for sustaining the love of His people for each other, just like He did with Jonathan and David.*
4. What is something we can ask God for that we learned in our story? *We can ask God to work in our hearts, helping us to turn away from them and trust Jesus as our own Savior. WE can ask Him to fill our hearts with His Holy Spirit that we might faithfully love each other, just as David and Jonathan did.*

The Gospel

1. The people praised David for saving them the Philistines and other of their enemies, but David made sure that everyone knew that God was the one who had saved them, not him. David lived before Jesus' day, but he looked forward to the day when Jesus would come and really save His people. Not just from an enemy like the Philistines, but the biggest enemy of all: death. Many times David wrote about the coming Savior in his Psalms. God promised David that this Savior would be one of his great, great, great, etc. grandsons. David looked forward in faith to that day. The day when the good news of salvation through Jesus would be revealed. What is that good news of salvation through Jesus? What is the gospel?

God is the good Creator and King of the world. He made people to worship Him and live by His good laws. But we are all sinners who have rebelled against Him. We all deserve death--God's just, eternal punishment for our sins. How terrible! But God has good news for us. In His great mercy, God sent His Son Jesus to earth to save sinners. Yes, Jesus, the perfect Son of God, left His home in heaven and became a man. He lived the perfect life that pleases God. (He's the only one who has ever done that!) He offered it up to God His Father as the perfect sacrifice for sins when He suffered and died on the cross. Then, on the third day, Jesus rose from the dead in victory. He had fully paid for the sins of God's people, so they wouldn't have to! Now all who turn away from their sins and trust in Jesus as their Savior will receive forgiveness of sins and eternal life with God. They will be His very own special people who will know Him and enjoy Him forever. We can be God's people, too, if we turn from our sins and trust in Jesus as our own Savior.

Game: Forceball

Materials

One kick ball or other rubber ball
Masking tape
Yard stick
Story Review Questions

Preparing the Game

1. Choose 20+ questions for your game from the Story Review Discussion Questions, or make up your own.
2. Use the tape to mark 2 lines about 3 yards apart.

Playing the Game

Divide the children into two teams and have each team line up behind one of the lines.

Players should stand side to side, with legs apart and feet touching. The two teams are facing each other. Play starts as one team rolls (with their hands) the ball to the other team, trying to get it through the other team's legs without being blocked. The defending team cannot move their feet to block the ball. They can only block it with their hands. If the ball gets through their legs, the other team can get 2 points if they can answer a Story Review question correctly. If they do not say it correctly, then the defending team can try for 1 point. The defending team then bats the ball and tries to get it through the other team's legs. The team with the most points wins.

Game continues as number of questions, time, and attention span allow.

Non-competitive option

This game is difficult to make completely non-competitive. You can, however, not keep track of points.

Optional TAKING IT TO OTHERS Activity: Quiz Questions

Have the children choose a few of the questions from the game to ask the parents/other children during TAKING IT TO OTHERS time. Help pre-readers by whispering the question in their ear and letting them ask it aloud to the parents/other children.

CASE REPLAY ACTIVITIES

Use this guide to review the Case Story and act it out for others to enjoy!

CASE REPLAY, JR: YOUNGEST CHILDREN

Description: The children will act out the story together, everyone doing the same action/sound effect at the same time. This activity is most suitable for kindergarteners.

Materials

The Case RePlay, Jr. script for younger children

Preparation

1. Read through the script and write in the blanks along the side possible actions/sound effects the children could do to act it out.

Instructions

1. Tell the children that they will be re-enacting the story together as you tell it.
2. As you read the script, lead the children in actions/sound effects to do with you.
3. If desired, you can read the script and stop at certain sentences and ask them what a good action/sound effect would be to act out what you just read.
4. Repeat the re-enactment one or two times more.

CASE REPLAY, SR: OLDER CHILDREN

Description: The children act out the story as a three-scene play. You will narrate it using the Case RePlay, Sr. script and they will act it out (no spoken words, for the most part), with each child assuming a different character's role. This activity is most suitable for first grade and up. You will review the story, then practice it a few times before performing it for others.

Materials

The Case RePlay, Sr. script
White board or other large format paper
Costumes and props

Preparation

1. Prepare for the play by choosing costumes and props for each character in the story. Decorate the area with any scenery props.
2. Write the words "Beginning," "Middle," "End" on a large piece of paper/whiteboard with plenty of space under each heading. You will use this paper to help the children think about the story as a three-scene play, as it is presented in the script.

Instructions

1. Tell the children that they will get to act out the story as a three-scene play, with a beginning, middle and end section. Tell them that before they can act it out, they need to think it out. as you narrate it with your script.
2. Take the children's answers as they recount the story, helping them put key incidents in the right order.
3. If desired, when they have filled in their Beginning, Middle, End, read through your whole (real) script, so they hear exactly what you will have them act out.
4. Then tell the children that it's time to practice acting out the story.
5. Assign parts to each child. If you are using costumes, do NOT give them out at this point. They will be a distraction.
6. Have all the children sit on the floor or in chairs on one side of the "stage," then call the characters up in place as their part in the story comes.
7. As you read the script, guide the children in where you want them to move or do to act it out.
8. After going through the whole script once, give out any costumes and props and act out the script once or twice more.

Optional TAKING IT TO OTHERS Activity: Re-enacting the Story

Read the script as the children act out together (younger) or assuming different roles (older) as the other children or the parents watch.

CASE REPLAY, SR--OLDER KIDS (1ST GRADE AND UP) P.3

Welcome to our play! The name of our story is: The Case of the Friend Who Didn't Fail.

Our story takes place in Old Testament times, during the times of the first kings of Israel, about 1000 years before Jesus lived on earth.

The characters in our story are: David; Goliath; Jonathan; King Saul; Philistine and Israelite soldiers; Servant boy; Ziba; and, Mephibosheth.

And now we present: "The Case of the Friend Who Didn't Fail."

Scene 1: (Beginning)

While all the Israelites were too scared to fight the Philistine army and their giant, Goliath, David was not. He trusted in the LORD. He faced Goliath and struck him down with a single stone from his sling. The Philistines all panic and run away. The Israelites had won! The Israelite soldiers all praised David. King Saul praised him, too. He called David to his tent and made him one of his soldiers. Prince Jonathan, Saul's son, could have been jealous of David, but he was not. Instead, he admired David's faith in God and the good things God was doing through him. Jonathan and David made a covenant that day to always be faithful friends. Jonathan sealed the promise by giving David his princely robe, belt, tunic and special, iron sword.

Scene 2: (Middle)

King Saul sends David out to fight more battles. Every time, David leads the army to amazing victories. Saul becomes more and more jealous as people begin to praise David's brave deeds more than they praise his own. He becomes so jealous that he tries to kill David, but David flees the palace at Gibeah and hides. David sneaks back and asks Jonathan why his father wants him dead. Jonathan is in shock. He can't believe his father really wants to kill David. But he promises David to find out the truth from his father, then report back what he finds out. Saul tells Jonathan that he wants to kill David so Jonathan will get the throne. When Jonathan defends David, Saul tries to kill him--his own son! Jonathan goes to the field near the Ezel Stone with his servant boy. He shoots arrows for the boy to get, but also as a signal to David that he must leave Gibeah. Jonathan and David say goodbye and promise to still be faithful friends, even when David becomes king.

Scene 3: (End)

For ten years, Saul and his men hunt down David, but God protects David. In the end, Saul, along with Jonathan and his other sons, die in a battle against the Philistines. David becomes king of Israel and he still remembers his promise to Jonathan. He finds out that Mephibosheth, one of Jonathan's sons, is alive, but crippled. David wants to care for him. He gives Mephibosheth back all King Saul's land and invites him to eat with his family as if he were one of his sons, for the rest of his life. And that's just what he does.

Bible Truth Tie-In:

The Bible Truth we are learning is: **God's People Love Others.** Jonathan and David loved each other with a faithful love that never failed, even in very hard times.

Food from the Royal Table

Description

The children will decorate a royal plate with markers and place food on it.

Materials

Pattern of plate design

White card stock (or regular paper)

Markers, colored pencils, etc.

Self-adhesive laminating sheets, 1 sheet per craft

10 3/8" sturdy paper plate with rim (Chinet type), 1 per craft

Scissors

Optional: glitter glue

Craft glue; or glue gun and gun sticks

Food such as grapes, olives, figs and pita bread, or other Middle Eastern food

Preparing the Craft

1. Print out 1 copy of the plate pattern per child onto card stock.
2. Set out markers and scissors.

Making the Craft

1. Show children your sample.
2. Have the children decorate their plates, then cut them out around the outer edge.
3. Help the children to put their plate decoration in a laminated sheet and flatten down firmly. Cut around the plate decoration again, this time about 1/4" or so from edge so that a bit of the laminating sheet is left.
4. Have the children glue their decoration onto the middle of their plate (or you do it with the glue gun.)
If desired, children can add a few extra decorations to the rim of their plate with the glitter glue.
5. Give the children bits of each type of food you have brought to put on their plates.

Optional TAKING IT TO OTHERS Activity: Craft Presentation

If you are presenting the craft to other children or parents the children can hold up their crafts (or your model craft) and read their Bible Truth Connection answers to explain the importance of the craft.

CASE CRAFT**Discussion Guide****Instructions:**

As the children are settled into making their craft, ask them these questions to help them understand the craft's significance. Use the answers provided to guide the children's answers.

Discussion Questions

1. Where did David live when he became king? *In Jerusalem.*

2. Who did David look for to bless after he became king? Who did he find? *Anyone from Jonathan's family. He found Mephibosheth, Jonathan's crippled son.*

3. How did he bless him? Why did he want to do this? *He gave him back all of his family's lands and he gave him a seat at and food from the royal table for the rest of his life. He did this to keep his promise to always care for Jonathan's family, even after he became king.*

4. What is Bible Truth that we are learning? *God's People Love Others.*

5. What does our craft have to do with our Bible Truth: God's People Love Others? *David showed his love for Jonathan by keeping his promise to him. When new kings usually killed the children of former kings, David cared for Jonathan's son, Mephibosheth, instead.*

6. What can our craft help us remember? *Even when some might choose to stop loving others, God wants His people to keep on loving instead.*

TAKING IT TO OTHERS**Craft Presentation****Instructions:**

Have children hold up your model craft/their crafts. Choose five children (or you say) the five sections below to explain the craft's importance.

Presentation:

1. Our craft is: Food from the Royal Table.

2. In Jerusalem, King David gave back to Jonathan's son, Mephibosheth, all the lands that had belonged to his family. He also gave him a seat at and food from the royal table. He kept his promises to Jonathan to always care for his family.


3. Our Bible Truth is: God's People Love Others.

4. David showed his love for Jonathan by keeping his promise to him. When new kings usually killed the children of former kings, David cared for Jonathan's son, Mephibosheth, instead.

5. Our craft can help us remember that even when some might choose to stop loving others, God wants His people to keep on loving instead.

Note: Even non-readers can participate in presenting the craft, if you will whisper what they are to say in their ear and let them say it aloud for the others to hear.

Plate decoration



BEFORE CLASS:**1. PICK YOUR PERSON**

VIPPs can be anyone in your church! Typically, they fall into 6 categories: Church staff, Elders, Deacons/deaconesses, Special Volunteers (people who aren't paid, but spend a lot of time helping out in particular ways), Supported Workers (aka missionaries), and Church Members.

2. GATHER YOUR FACTS

Use the VIPP Information Sheet to write down the facts about your VIPP. The information on this worksheet is used in the VIPP activities, listed in the "Choose an Activity" section below.

DURING THE ACTIVITY:**1. INTRODUCE YOUR VIPP**

Introduce your VIPP to the children, using the VIPP Information Sheet. Fill in a set of VIPP Clue Cards with the information for your VIPP. If desired, you can even have the actual person come into class for the children to meet.

Need help describing what someone does for the church in a kid-friendly way? Check out the list of common VIPPs on the Praise Factory website in the PFI resources. There are lots of kid-friendly descriptions for common VIPP's, such as pastors, elders, deacons and a lot more.

2. PRAY!

Lead the children in praying for the VIPP. Ask the children if they would like to pray for one of the VIPPs prayer requests. Even non-readers can pray for the VIPP if you whisper the prayer request in their ear, then let them say it aloud. Never force a child to pray!

3. CHOOSE AN ACTIVITY

There are two activities you can use to help the children learn about the VIPP:

VIPP Clue Cards: These are nine coloring sheets in which children fill in the nine things they learn about the VIPP from the VIPP Information Sheet. Photocopy a set of each child. Use as few or as many of these Clue Cards as you desire. They are found in the back of this book.

VIPP Game: This is a game that uses a set of Clue Cards for one or two VIPPs.

Choose a VIPP and fill in his/her information on the VIPP Information Sheet. Fill in a set of VIPP Clue Cards with the information for your VIPP. Tell the children about the VIPP, having them fill in the VIPP Clue Cards with the key facts as they learn them. Write any words the children need to write on a white-board or other piece of paper so they can see how to spell them. Help younger children write these words on their clue cards. Ideas for how to tell the children about many common VIPPs are listed at praisefactory.org with the resources for this Bible Truth.

Optional TAKING IT TO OTHERS Activity: Introduce and Pray for the VIPP

If you are presenting the VIPP to other children or parents you can assign children to hold up the 10 clue cards and say what each card tells about the VIPP. (Or, you can have the children hold them up as you tell what each one means.) Then lead the children in praying for the VIPP.

Game: Stop and Go

Materials

Information for one VIPP
2 Sets of Clue Cards
8 8.5" x 11" Manilla Envelopes
Ball
Blindfold
Bag

Preparing the Game

1. Fill in one set of clue sheets for the VIPP you are using.
2. Tape the other (blank) set of Clue Cards to the outside of the manilla envelopes.
3. Put the filled-in clue cards in the corresponding envelope.
4. Put all the Clue Cards envelopes in a bag, except for the ones with the names and pictures of the VIPPs.

Playing the Game

Reveal: Tell the children about the VIPP, showing them your filled-in clue cards as you tell about them.

Review: Have the children stand or sit in a circle. Choose one child to be the Caller. The Caller stands in the center of the circle, blindfolded. Hand the ball to a child in the circle. At the Caller's "Go" command, the ball is passed around the circle. It is passed around until the Caller says "Stop." Whoever has the ball when the Caller says stop chooses a Clue Card envelope. The child (or the teacher) tells the class the Clue Card category and asks them if they can remember the answer for the VIPP. The envelope is opened to see what the answer is. If the children get it right, the category is retired. If they get it wrong, it goes back into the pile of envelopes.

VIPP INFORMATION SHEET

VIPP NAME:

WHAT VIPP LOOKS LIKE

Man or Woman? _____

Hair color? _____

Eye color? _____

FAVORITE ANIMAL

FAVORITE FOOD

FAVORITE FREE TIME ACTIVITY

WHAT VIPP DOES DURING WEEK

VIPP GROUP OF SERVICE:

Church Member

Deacon

Elder

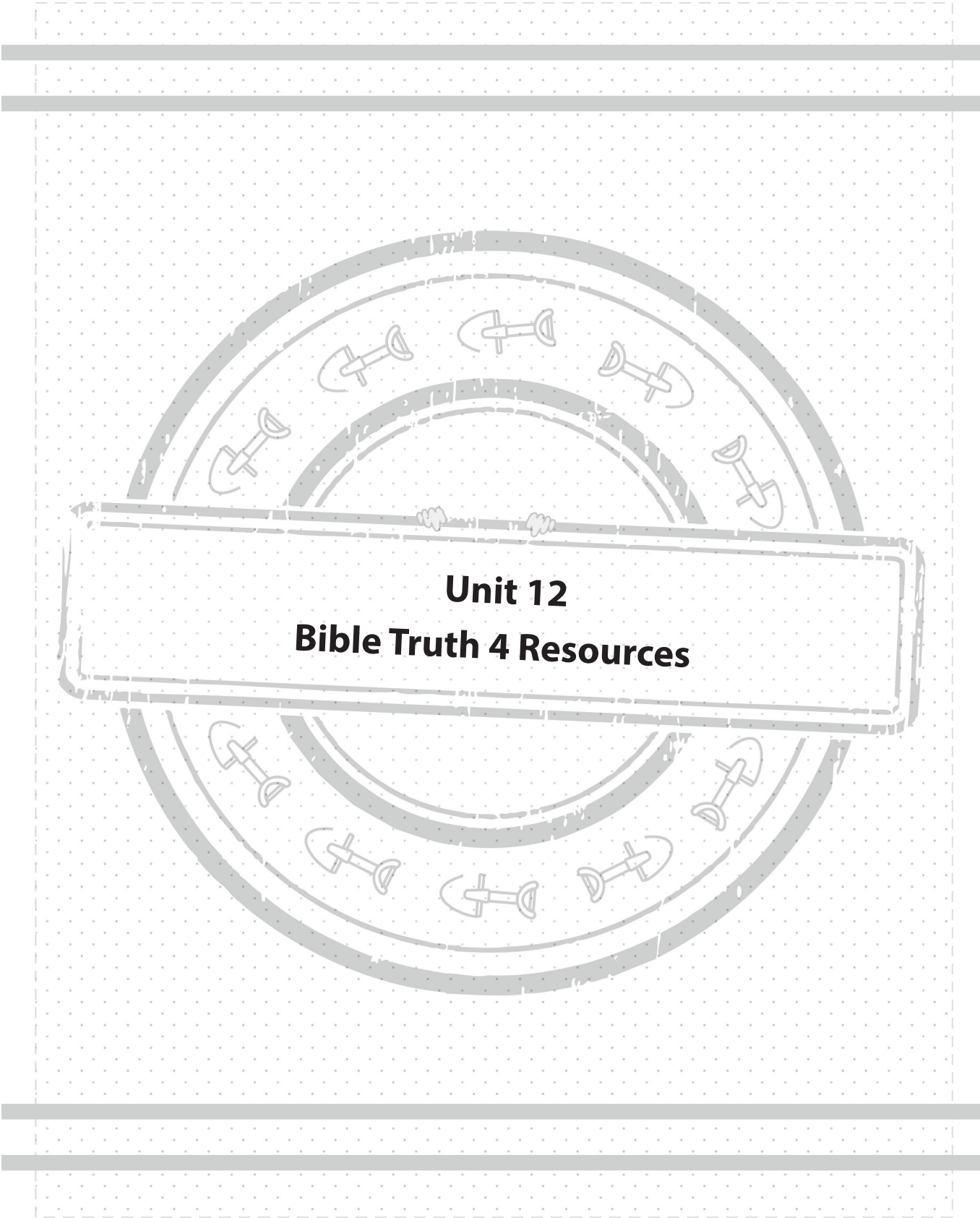
Church Staff

Special Volunteer

Supported Worker
(Missionary)

3 WAYS VIPP SERVES CHURCH

3 WAYS TO PRAY FOR THE VIPP



Unit 12
Bible Truth 4 Resources

BIBLE TRUTH 4 OVERVIEW

Unit 12: God's People Live for Him

Big Question and Answer: "How Should God's People Live Each Day? They Should Live Like Jesus!"

Bible Verse: "Therefore be imitators of God, as beloved children. And walk in love, as Christ loved us and gave himself up for us, a fragrant offering and sacrifice to God." Ephesians 5:1-2

Bible Truth 4 Concept: God's People Trust Him

Trusting God means resting joyfully in God's care and plans. God's people trust God because they know that He is completely powerful, wise, and good. They know His plans are perfect and they are always for their good and His glory. They know that God always takes care of them and helps them do whatever He wants them to do, even if it is very hard.

God's people know that they won't trust God perfectly while they live on earth. God has forgiven them of their sins, but they are still sinners. And so here, they will sometimes struggle to trust God, even though they know He has never failed them. They are grateful for God's Holy Spirit, working in their hearts. He can help them to trust God more and more here on earth. They are even more grateful for the day when they will go to live with God in heaven forever. There, they will know and trust Him perfectly.

Bible Truth 4 Bible Verse

Meditation Version: Proverbs 3:5-6

"Trust in the LORD with all your heart, and do not lean on your own understanding. In all your ways acknowledge him, and he will make straight your paths."

Bible Truth 4 ACTS Prayer

- A** God, we praise You for being completely trustworthy.
- C** God, we confess that many times we do not love You as we should and as You deserve. We love ourselves better. We need a Savior to save us from our sins!
- T** Thank You, God for ways we have seen Your trustworthiness to us, even this week. Thank You for giving us Jesus to trust in as our Savior.
- S** God, work in our hearts! Help us turn away from our sins and trust in Jesus as our Savior. Send Your Holy Spirit to work in our hearts, that we might take joy in Your trustworthiness and cheerfully trust You, even when it is very hard to understand what good thing You are doing.

Bible Truth 4 Stories

Lesson 1: The Case of the Wedding that Almost Wasn't (New Testament)

Matthew 1:18-25; Luke 1:26-56

Lesson 2: The Case of the Impossible Task (Story of the Saints)

Lesson 3: The Case of the Put-off Promise (Old Testament)

Genesis 11:26-12:9; Joshua 24:2; Acts 7:2-5; Hebrews 11:8; Daniel 1,6

1. GETTING STARTED: Welcome and Opening Songs (*introduce unit and get kids moving with these songs*)

<p>Welcome</p>	<p>“Welcome to Praise Factory. We’re so glad you’ve joined us! Here at the PFI we are investigators. (That’s what the “I” stands for!) Investigators look for answers to questions. In PFI, we look for answers to big questions about God. We dig deep down in the truths of God’s Word to find them.”</p>
<p>Praise Factory Theme Song</p>	<p>“Let’s sing our Praise Factory Investigator’s theme song.”</p> <p>PFI: Praise Factory Investigators <i>PFI ESV Songs 12, Track 1</i></p> <p>We’re PFI: Praise Factory Investigators, Diggin’ deep down for truths in God’s Word, That’s PFI: Praise Factory Investigators, Diggin’ deep down for truths in God’s Word, We’re looking for answers to very big questions, Big questions about God, If you’re looking for answers to very big questions ‘bout God, come along, Join PFI: Praise Factory Investigators, Diggin’ deep down for truths in God’s Word, That’s PFI: Praise Factory Investigators, Diggin’ deep down for truths in God’s Word. Deep down, diggin’ down, Let’s go diggin’ down, Deep down, diggin’ down, ‘Til answers to all our Big Questions we’ve found. We’re PFI: Praise Factory Investigators, Diggin’ deep down for truths in God’s Word, That’s PFI: Praise Factory Investigators, Diggin’ deep down for truths in God’s Word.</p>
<p>Classroom Rules Song</p>	<p>An important part of Praise Factory is helping us worship God and love one another. Our WoGoLOA song reminds us how we should act. Let’s sing it.”</p> <p>WoGoLOA Rules Song <i>PFI ESV Songs 12, Track 2</i></p> <p>Refrain: WoGoLOA means “Worship God and love one another,” WoGoLOA means “Worship God and love one another.”</p> <p>WoGo means “Worship God.” Sound off, 1,2,3, Joyfully take part, Listen to others, Obey your teachers. (<i>Refrain</i>)</p> <p>LOA means “Love One Another.” Sound off, 1,2,3, Be kind, Be encouraging, Help others, help others. (<i>Refrain twice</i>)</p>

1. GETTING STARTED, continued

<p>Opening Prayer</p>	<p>"Let's ask God to help us obey these rules, and to help us worship Him and love one another as we learn more about Him today. Let's pray." <i>Pray.</i></p>
<p>Big Question Under Investigation:</p> <p>Big Question 12 and Songs</p>	<p>"Now it's time to turn today's Big Question Under Investigation.</p> <p>It's: How Should God's People Live?</p> <p>We become God's people when we turn away from our sins and trust in Jesus as our Savior. That is the end of the punishment for our sins that we deserved from God, but it's the beginning of a whole new way to live. God's people want to honor God with their whole lives like Jesus did. They seek to love God most of all and love all people, too.</p> <p>So the answer to our Big Question, 'How Should God's People Live? is: They Should Live Like Jesus!</p> <p>"Let's sing our Big Question Song(s): <i>choose one or both</i></p> <p>Big Q & A 12 Song <i>PFI ESV Songs 12, Track 3</i> <i>(adapted version of "Twinkle, Twinkle, Little Star")</i> How should God's people live each day? They should live like Jesus! How should God's people live each day? How should God's people live each day? How should God's people live each day? They should live like Jesus!</p> <p>How Should God's People Live? <i>PFI ESV Songs 12, Track 4</i></p> <p><i>Refrain:</i> How should God's people live? How should God's people live? How should God's people live? They should live like Jesus!</p> <p><i>Verse 1:</i> Jesus loved God most of all, He loved all people, too, In all that He did and said and thought, He loved them thru and thru. <i>(Refrain)</i></p> <p><i>Verse 2:</i> God's people should love God most of all, They should love others, too, And God the Holy Spirit, Will help them in all they do. <i>(Refrain)</i></p>

1. GETTING STARTED, continued**Unit 12
Bible Verse**

"How do I know this is true? The Bible tells me so!

Ephesians 5:1-2 tells us: "Therefore be imitators of God, as beloved children. And walk in love, as Christ loved us and gave himself up for us, a fragrant offering and sacrifice to God."

**Big Question 12 Bible Verse Song
Walk in Love: Ephesians 5:1-2**

PFI ESV Songs 12, Track 5

*You might also enjoy
listening to:
Let Everyone Who
Names the Name
2 Timothy 2:19,22, ESV
PFI ESV Songs 12, Track 6*

Therefore be imitators of God, as beloved children,
And walk in love, as Christ love us,
Therefore be imitators of God, as beloved children,
And walk in love, as Christ love us,
Walk, walk, walk in love, walk in love as Christ loved us,
Walk, walk, walk in love, walk in love as Christ loved us.
Ephesians Five, one and two.

God's people have been loved by God through Jesus Christ in the deepest way imaginable. What more could He have done than to offer up His life as the full payment for their sins so they could be God's people. The Bible tells us that He did this even while we were still His enemies. He loved us before we loved Him! But Jesus did this not just because of His love for God's people, but even more so, for His love for God, His Father. He always delighted to do whatever His Father wanted Him to do. God calls His people to live like Jesus, loving others and loving Him, in everything they do. God promises to help them to live this way.

2. DIGGING DEEP DOWN: Key Concept and Story (introduce the Bible Truth and tell the related story)**Bible Truth 4**

"It's time for us to dig down deeper for answers to our Big Question. We're learning **FOURTEEN** Bible Truths that all tell us something about how God's people live. We have learned some already. Can you remember any of them? (God's People Grow to Be More Like Jesus; God's People Love Him with All of Themselves; and, God's People Love Others.)

The Bible Truth we are going to be thinking about today is:

God's People Trust Him

Trusting God means resting joyfully in God's care and plans. God's people trust God because they know that He is completely powerful, wise, and good. They know His plans are perfect and they are always for their good and His glory. They know that God always takes care of them and helps them do whatever He wants them to do, even if it is very hard.

God's people know that they won't trust God perfectly while they live on earth. God has forgiven them of their sins, but they are still sinners. And so here, they will sometimes struggle to trust God, even though they know He has never failed them. They are grateful for God's Holy Spirit, working in their hearts. He can help them to trust God more and more here on earth. They are even more grateful for the day when they will go to live with God in heaven forever. There, they will know and trust Him perfectly.

2. DIGGING DEEP DOWN, continued**Bible Truth 4
Hymn**

"Long ago, a man named Daniel B. Towner was thinking about this Bible truth, too. He wrote the words to a hymn called "Trust and Obey." We're going to learn a verse from it.

Trust and Obey

PFI ESV Songs 12, Track 14

*You might also enjoy
listening to:
Walk by Faith
PFI ESV Songs 12,
Track 15*

Verse 2

Not a burden we bear, not a sorrow we share,
But our toil He doth richly repay;
Not a grief or a loss, not a frown or a cross,
But is blest if we trust and obey.

Refrain:

Trust and obey,
For there's no other way,
To be happy in Jesus,
But to trust and obey.

This song is about how we can trust God all the time, even when very hard things happen that we don't understand. It reminds us that those who trust in Jesus can be happy, even in times when it's hard to understand, because God is that good. He will always bless His people--those who turn from their sins and trust in Jesus as their Savior! They can count on that. They can just go ahead and obey Him. They can trust that it will all turn out for our good and His glory. We can be happy in Jesus, trusting and obeying Him, when we turn from our sins and trust in Jesus, too.

**Bible Truth 4
Bible Verse
and Song**

"The Bible verse we are going to be digging down into for this Bible Truth is:

Proverbs 3:5-6

"Trust in the LORD with all your heart, and do not lean on your own understanding. In all your ways acknowledge him, and he will make straight your paths."

This verse reminds us that we can always trust the LORD and His good plans, even when we don't understand what He is doing. He wants us not to depend on ourselves and what we see, but on Him, His Word and His good plans. And when we do, we can know that He will show us what He wants us to do, every day of our lives.

Trust

PFI ESV Songs 12, Track 16

*You might also enjoy
listening to:
Trust in the LORD,
Proverbs 3:5-6, ESV
PFI ESV Songs 12,
Track 17;
May the God of
Hope:
Romans 16:13,
NIV 984
PFI ESV Songs 12,
Track 18*

Trust in the LORD,
Trust in the LORD,
Trust in the LORD with all your heart,
And do not lean,
And do not lean,
On your own understanding,
In all your ways, acknowledge Him,
In all your ways acknowledge Him,
And He will make straight your paths,
And He will make straight your paths.
Proverbs Three, five and six.

2. DIGGING DEEP DOWN, continued**LESSON 1 STORY****New Testament Story:**

The Case of the Wedding that Almost Wasn't
 Matthew 1:18-25;
 Luke 1:26-56

"Now it's time for today's story called: **The Case of the Wedding that Almost Wasn't.**

As you listen to the story, see if you can figure out:

- 1. Whose wedding almost didn't happen? Why?**
- 2. Who had to trust God in order for it to take place after all? How did God bless their trust in Him?**

(If desired, write these questions on a sheet of paper to refer to when the story is finished.)

Read story.

After reading story, ask for the children's answers to the questions.

1. Whose wedding almost didn't happen? Why? Mary and Joseph's. Because Mary was pregnant and they weren't married.

2. Who had to trust God in order for it to take place after all? How did God bless their trust in Him? Both Mary and Joseph had to trust God. God gave them the honor of raising Jesus, the Son of Mary, the Son of God, who would save God's people from their sins.

Close in prayer. (prayer suggestions included at end of story)

LESSON 2 STORY**Story of the Saints:**

The Case of the Impossible Task

"Now it's time for today's story called: **The Case of the Impossible Task.**

As you listen to the story, see if you can figure out:

- 1. What was the Impossible Task? Who tried to do it?**
- 2. Who did she have to depend on to do it? Did he come through and help her do it?**

(If desired, write these questions on a sheet of paper to refer to when the story is finished.)

Read story.

After reading story, ask for the children's answers to the questions.

1. What was the Impossible Task? Who tried to do it? To take the gospel to the gangs in Dundee, Scotland; and, especially to go to Calabar and take the gospel to the inland tribes and survive. Mary Slessor.

2. Who did she have to depend on to do it? Did he come through and help her do it? The Lord. Yes, He did! He gave her courage and wisdom to stand up to the gang members and tell them about Jesus. And, He gave her courage to travel up the river and to tell many people about Jesus. Not only did they not kill her, but they greatly honored her and listened to her.

Close in prayer. (prayer suggestions included at end of story)

2. DIGGING DEEP DOWN, continued**LESSON 3****Old Testament Story:****The Case of the Put-off Promise**

Genesis 11:26-12:9;
Joshua 24:2;
Acts 7:2-5;
Hebrews 11:8

"Now it's time for today's story called: **The Case of the Put-off Promise.**

As you listen to the story, see if you can figure out:

1. Who was given big promises? What were these promises?

2. What did the man do when the promises were put-off? Did the promises ever come true?

(If desired, write these questions on a sheet of paper to refer to when the story is finished.)

Read story.

After reading story, ask for the children's answers to the questions.

1. Who was given big promises? What were these promises?

Abram. That he and his family after him would be given the land of Canaan. That through his family, the whole world would be blessed.

2. What did the man do when the promises were put-off? Did the promises ever come true?

Abram kept believing that God would answer these promises. Abram did not receive any of the land as his own while he lived. He did not see the great blessing that would come to all the world through his family, either. But, both of these promises did come true. His family grew to become the nation of Israel and they lived in Canaan. And through Abram's family came Jesus, the Savior of all of God's people.

Close in prayer. (prayer suggestions included at end of story)

3. TAKING ACTION: Response Activities *(choose from among these activities)***Response Activities**

- **ACTS Prayer Activity:** Add your own prayer requests to the ACTS prayer
- **Sneaky Snack:** Story-related snack
- **Bible Truth Review Activity:** Game with questions related to the Bible Truth
- **Bible Truth Hymn:** Music activities to learn a portion of a Bible Truth-related hymn
- **Bible Verse Review Activity:** Game with questions related to Bible Truth Bible verse
- **Bible Verse Song:** Music activities to learn the Bible Verse song
- **Story Review Activity:** Game with questions related to the Bible Truth and Case
- **Case RePlay, Jr. and Sr.:** Two drama activities that review the story: one for younger children, one for older children.
- **Craft:** Story-related craft
- **VIPP (Very Important Prayer Person):** Game and a coloring activity to help children learn about people in your church and how to pray for them.

(VIP resources: found online or at back of this book)

4. TAKING IT TO OTHERS *Optional presentations for the last few minutes of class***Presenting to Other Children**

If you split the children into different response activities, you can gather the children together again and have each small group make presentations to show the other children what they learned. Presentation ideas are included in the resources for each activity.

Presenting to Parents

If you keep your children together for response activities, you can have them make a presentation of something they have learned to their parents when they come to pick them up from class. Presentation ideas are included in the resources for each activity.

5. TAKING IT HOME *(Take Home Sheet)***PFI Pronto**

Give out the PFI Pronto for the case story as well as any other materials as the children are dismissed.

BIBLE TRUTH 4, LESSON 1: PLANNER/OVERVIEW

GETTING STARTED: Welcome and Opening Songs (*introduce unit and get kids moving with these songs*)

Welcome to Praise Factory: PFI: Praise Factory Investigators Theme Song *PFI ESV Songs 12, Track 1*

Rules to Help Us Worship God and Love One Another: WoGoLOA Classroom Rules Song
PFI ESV Songs 12, Track 2

Big Question Under Investigation: Big Question 12 Songs *PFI ESV Songs 12, Tracks 3,4*

Big Question Bible Verse: Ephesians 5:1-2 Song: *PFI ESV Songs 12, Track 5*
Extra Bible Verse Song: Let Everyone Who Names the Name: 2 Timothy 2:19,22, ESV PFI ESV Songs 12, Track 6

DIGGING DEEP DOWN: Key Concept and Story (*introduce the Bible Truth and tell the related story*)

Bible Truth 4: God's People Trust Him

Bible Truth Hymn: Trust and Obey, v.2 *PFI ESV Songs 12, Track 14*
Extra Song: Walk by Faith PFI ESV Songs 12, Track 15

Bible Verse: Proverbs 3:5-6

Bible Verse Song: Trust *PFI ESV Songs 12, Track 16*
Extra Bible Verse: Trust in the LORD Proverbs 3:5-6, ESV PFI ESV Songs 12, Track 17
Extra Bible Verse: May the God of Hope: Romans 15:13, ESV PFI ESV Songs 12, Track 18

Lesson 1 New Testament: The Case of the Wedding that Almost Wasn't *Matthew 1:18-25; Luke 1:26-56*

TAKING ACTION: Response Activities (*choose from among these activities*)

Snack and Discussion Planner: Wine of Promise; Food of the Huppah

ACTS Prayer: Prayer Sheet

Bible Truth Review: Discussion Questions and Game: Omit, Obey!

Bible Truth Hymn: Trust and Obey, v.2 *PFI ESV Songs 12, Track 14*
Song, Sign Language and Song Game: Sign It, Say It, What Does It Mean? **PFI ESV SONGS 12 BOOK or ONLINE**

Bible Verse Review: Proverbs 3:5-6 Discussion Sheet and Game: Simon Says How

Bible Verse Song: Trust Proverbs 3:5-6 *PFI ESV Songs 12, Track 16*
Song, Sign Language and Song Game: Pass the Secret Sign **PFI ESV SONGS 12 BOOK or ONLINE**

Story Review: Discussion Questions and Game: Secret Agent

Case Replay, Jr: Drama Activity for Youngest Children (children do same story actions together)

Case Replay, Sr: Drama Activity for Most Children (children re-tell story with individual parts)

Craft: The Angel Gabriel

VIPP (Very Important Prayer Person) Prayer Time: Coloring Sheets (back of book) and Game: Mix and Match

TAKING IT HOME: Take Home Sheet for Review and Family Devotions

PFI Pronto: Bible Truth 4, Lesson 1 **PFI ESV PRONTOS 12 BOOK or ONLINE**

The Case of the Wedding that Almost Wasn't *Matthew 1:18-25; Luke 1:26-56* by Connie Dever**Our story is called:****The Case of the Wedding that Almost Wasn't.****As you listen to the story, see if you can figure out:**

1. Whose wedding almost didn't happen? Why?
2. Who had to trust God in order for it to take place after all? How did God bless their trust in Him?

This story takes place in New Testament times, around the time Jesus came to live on earth.

Mary and Joseph stood with their fathers in front of their eagerly watching families. Mothers, grandparents, brothers, and sisters. Everyone wanted to be there for Mary and Joseph's day of Erusin--Betrothal Day.

Joseph's father gave the "mohar" of fifty shekels of silver to Mary's father as a promise that Joseph would marry her within a year. Joseph gave Mary a "mattan" of gold and silver jewelry as his promise to take her as his wife. In return, Mary and her father made promises to get Mary ready to be Joseph's wife and save her just for him.

The promises, called a Ketubah, were written down and agreed upon. Mary drank a special cup of wine to seal her promise to wait for Joseph, then the fathers' signed the Ketubah. Joseph and Mary were now engaged to be married! Everyone cheered and enjoyed a big feast together, celebrating the day. How happy Joseph and Mary must have been! Not just to be getting married, but to be getting married to someone who trusted and loved the Lord so much!

Both Mary and Joseph had special things to do to get ready for the wedding. Joseph had to add his huppah (a special room) onto his family's house and get it ready for his future wife. He had to build it, then decorate it beautifully. He filled it with lots of food and drink. Jewish custom was that Mary and Joseph would stay in it together without coming out for anything for the first, seven days of their marriage. For most young men, it took a whole year to get the huppah ready. And how did he know when it was ready? Only when his father said it was beautiful enough, would the young man know it was done and he could get his bride.

Mary and her family were busy, too. First of all, a special veil had to be made for Mary to wear every time she went out of her house. This veil showed everyone

that she was promised in marriage. Then there was Mary's 'shiluhim' to get ready. These were the things she would take with her for her new home. And there were the oil lamps used in the wedding parade to Joseph's house where the wedding would take place. Mary needed to have her shiluhim packed and the lamps ready for whenever Joseph might come and send for her. She didn't know what day or what hour he would come. Joseph wouldn't know what day or hour it would be either. He would wait until his father told him. Mary only knew that it would be whenever Joseph's father decided that the huppah was ready.

If Joseph was like most men, he would surprise Mary by coming at midnight for her. Everyone would be long asleep in their beds, when there would be a knock at the door at Mary's family's house.. They would open the door to a whole crowd of musicians, family, friends and relatives. Mary would be dressed like a queen, with a beautiful dress and jewelry, and even a crown. They would pick up all her things and carry them and her to Joseph's family's house, singing, cheering and playing music all the way, by the light of the oil lamps Mary had prepared.

At Joseph's family's house, they would present Mary to Joseph, who would be dressed as a handsome king. They would read and sign the final covenant promising before God to treat each other well, and then they would be married! What a wonderful night that would be!

Oh, but now all Mary could do was wait and wait. When would the knock at the door come? When would it be time for this most important day of her life? It would be easy for Mary to be impatient, sad and grumpy, but

Story-telling Tips

Ahead of time:

1. Read the Bible verses and story. Pray!
2. Create story cue cards on index cards (or highlight text).
3. Practice telling story dramatically, timing your presentation. Shorten, if necessary to fit your allotted time.
4. Decorate area with story props that help bring your story alive.

During your presentation:

1. Maintain as much eye contact as possible as you tell the story. Point to/use props at important points in the story. Include the kids in your story with a few questions about what they think will happen or words/concepts that might be new to them.
2. Watch the kids for signs that their attention span has been reached. Shorten, if necessary.

could joyfully rest in God's care and plan. Mary could trust God because she knew that He was completely powerful, completely wise, completely good, and even completely perfect in His timing. She believed that He would do for her what was for His glory and her good. He would always be able to take care of her and help her do whatever He wanted her to do, even if it is very hard. She could even trust Him with this most important of days.

But one day something very, very surprising happened to Mary that changed all of Mary's and Joseph's plans and dreams for their wedding. An angel of the Lord named Gabriel appeared to Mary and said, "Hello, Mary! The Lord highly favors you! He is with you." Gabriel's words puzzled and concerned Mary. Why would an angel speak to her, a plain, ordinary girl and tell her that she was highly favored by God?

But the angel said to her, "Don't be afraid, Mary, you have found favor with God. You are going to have a baby boy. Name him "Jesus." He will be great and will be called God's Son. He is the Messiah, come to save God's people. He will reign as King forever."

Now Mary had even more questions. "How will this be," Mary asked, "I have no husband and have promised to not have babies until I do?"

"The Holy Spirit will come upon you, and the power of the Most High God will overshadow you. So the Holy One to be born will be called the Son of God," Gabriel explained. "You know your relative Elizabeth who everyone said could never have children. She is over sixty years old, yet she is six months pregnant with a baby who will be the special messenger for your son! Nothing is impossible with God," he told Mary.

Mary's mind must have been filled with so many thoughts and questions. "Am I to become a mother without being married to a man? Will my family or Joseph's family believe me when I tell them or will they think I'm lying? If they don't believe me, the wedding will be called off. I might even be killed, if they think I've been with a man who's not my husband. What should I do?" she surely wondered.

It would be easy for Mary to be worried and sad, but in her heart, she knew what to do. Mary was a girl who had decided to trust the Lord. She would joyfully rest in

God's care and plan. If this was what He wanted her to do, she believed He would always be able to take care of her and help her do it, even though it would be very hard. Mary would even trust Him with this incredible news and whatever might happen next.

So Mary answered Gabriel, "I am the Lord's servant. May everything happen just as He desires it to." Then the angel left her.

Mary went to visit Elizabeth for three months. Together they praised God for His amazing plans to save God's people that He would use their sons to bring about.

At the end of the three months, Mary went home to Nazareth. By now the little baby had grown enough for everyone to see Mary was pregnant. Mary's family broke the news to Joseph's family...and then to Joseph, himself.

"What will happen to me? What will people say? What will they do to me?" Mary must have thought. There were many hard things she might have to go through now that everyone knew about the baby. But even then, Mary would trust in the Lord. She would rest joyfully in God's care and plan.

When Joseph heard the news, he thought the same thing that everyone else thought. "How could Mary do this?" Joseph wondered. "She made a promise to me! So did her family! I've been working so hard on the huppah for her! All of my dreams and plans were for nothing."

Joseph had decisions to make. He had to think carefully about what was the right thing to do. "The law gives me the right to have her stoned to death for what she's done," thought Joseph. "I don't want Mary to be killed for what has happened," he mercifully decided, "but I can't marry a woman who is pregnant from another man. I will divorce her quietly. Tomorrow my father and I will go and take back our presents and tear up the Ketubah," he decided.

But that night the Lord showed Himself worthy of Mary's trust. He sent an angel to Joseph in a dream and said, "Joseph son of David, don't be afraid to take Mary as your wife. The son she is having is of the Holy Spirit. Give him the name Jesus, because he will save His people from their sins," he explained.

When Joseph woke up, he knew just what to do. He went and brought Mary home to be his wife. Mary hadn't broken her promises to him! This baby was from the Lord. Instead of something shameful, Mary was someone to whom God had given a special honor. Joseph had known that Mary was a girl who loved the Lord and trusted Him, but never could he had imagined that the Lord had given to him a girl so special that she would be the mother of the Messiah! Perhaps the family wouldn't understand why he was marrying Mary; but he, too, would trust God to help them through whatever they would say to him or Mary. If the Lord had done this amazing thing in Mary, surely He could be trusted to help them through whatever else would come!

What happened to Mary's beautiful wedding day? How far had Joseph finished the Huppah? Did everyone come to celebrate or was it just a quiet wedding because everyone was ashamed of Mary? We don't know. But, we do know that both Mary and Joseph trusted the Lord and praised Him for choosing them to would raise the very Son of God. What was the joy of a wedding celebration in exchange for an honor like that? The Lord always knows best and does best.

Cracking the Case:

It's time to answer our Case Questions.

1. Whose wedding almost didn't happen? Why?

Mary and Joseph's. Because Mary was pregnant and they weren't married.

2. Who had to trust God in order for it to take place after all? How did God bless their trust in Him?

Both Mary and Joseph had to trust God. God gave them the honor of raising Jesus, the Son of Mary, the Son of God, who would save God's people from their sins.

Something for You and Me

Our Bible Truth is: God's People Trust Him

Our Bible Verse is: Proverbs 3:5,6:

"Trust in the LORD with all your heart, and do not lean on your own understanding. In all your ways acknowledge him, and he will make straight your paths."

Why did the Lord choose Mary to be the mother of Jesus, the Son of God? The Bible never mentions if she was pretty or especially smart. It never mentions if she had many friends. Her family wasn't particularly rich. We don't know if she was really good at doing things that girls were supposed to do in those days. She certainly

wasn't perfectly good--no one but God is. Many of the things we think of as really important we don't know about her at all.

What we do know is that Mary trusted the Lord. She was willing to do whatever He wanted her to do, even if she couldn't understand it, even if it was very hard. She was willing to not lean on her own understanding, but allow God to direct her path—to show her what she should do. It was her trust in Him and willingness to obey Him that made her pleasing to Him.

What about you and me? Perhaps we think a lot about whether we are smart or pretty or really good at something. Maybe we wish we had nicer things or more friends. But in this story we can see what's really important in God's eyes is what Mary had: trust in God. And that this is the best thing for us to have, too. Let's praise this God who is completely good and powerful and wise, completely worthy of our trust. Let's ask Him to help us to trust Him with our whole lives, by turning away from our sins, trusting Jesus as our Savior. Let's ask Him to help us to rest joyfully in His care and plan for our lives, just as Mary did.

Close in prayer.

Closing ACTS Prayer

A God, we praise You for being our Savior.

C God, we confess that often we choose not to trust You, even though You are so trustworthy.

T God, we thank You that You can help us trust You, just like You helped Mary.

S God, work in our hearts! Help us to turn away from our sins and trust Jesus as our own Savior. Send the Holy Spirit to live in our hearts and help us to trust You.

ACTS PRAYER ACTIVITY

Use this sheet to write down your ACTS Prayer

Instructions:

Use this sheet to help the children apply the Bible Truth into a prayer. You can use the ACTS provided or even better, have the kids think of their own applications. Also have the children add their personal requests to the prayer, too. Lead the children in the prayer or let them pray sections, with your help. Never force a child to pray! Non-readers can participate by you whispering a section of the prayer into their ear and allowing them to pray it aloud for the group.

ADORATION:

God, we praise You for being completely trustworthy.

God, we praise You for being.....

Add your own Adorations:

CONFESSION:

God, we confess that many times we do not love You as we should and as You deserve. We love ourselves better. We need a Savior to save us from our sins!

God, we have sinned against You....

Add your own Confessions:

THANKSGIVING:

Thank You, God for ways we have seen Your trustworthiness to us, even this week. Thank You for giving us Jesus to trust in as our Savior.

God, we thank You for...

Add your own Thanksgivings:

SUPPLICATION:

God, work in our hearts! Help us turn away from our sins and trust in Jesus as our Savior. Send Your Holy Spirit to work in our hearts, that we might take joy in Your trustworthiness and cheerfully trust You, even when it is very hard to understand what good thing You are doing.

God, we need Your help...

Add your own Supplication:

SNEAKY SNACK

Can you figure out how this snack ties in with our case?

Snack: Wine of Promise; Food of the Huppah

(White) grape juice or ginger ale “wine” of Mary’s vow (promise) at the Erusin. Pita bread and hummus (and/or figs, pomegranates, grapes, dates, etc.) huppah “provisions.”

This is only a suggestion. Feel free to modify. Be mindful of allergy issues among your children!

Case Tie-in: Mary drank wine as part of her vow to Joseph to be his future wife at the Erusin--the Betrothal ceremony. They both looked forward to the day when they would get married and live in the huppah. Joseph worked hard on building it and would have stored up lots of good things for them to eat, in preparation for their wedding week.

SOUL FOOD

Food for thought during snack time

1. What does the snack have to do with the story?

Choose a few questions from the other activity discussion sheets to talk about during this snack time.

2.

3.

4.

5.

6.

7.

Directions: Read and discuss Bible Truth, using a FEW of the questions. Play game. Feel free to modify the game to fit your children.

God's People Trust Him

Trusting God means resting joyfully in God's care and plans. God's people trust God because they know that He is completely powerful, wise, and good. They know His plans are perfect and they are always for their good and His glory. They know that God always takes care of them and helps them do whatever He wants them to do, even if it is very hard.

God's people know that they won't trust God perfectly while they live on earth. God has forgiven them of their sins, but they are still sinners. And so here, they will sometimes struggle to trust God, even though they know He has never failed them. They are grateful for God's Holy Spirit, working in their hearts. He can help them to trust God more and more here on earth. They are even more grateful for the day when they will go to live with God in heaven forever. There, they will know and trust Him perfectly.

Understanding the Bible Truth

1. What does trusting God mean? *Resting in God's care and plan.*
2. What does it mean to rest in God's care and plan? *To not worry, but believe that God knows what is best and will do it.*
3. What do God's people know about God that helps them trust Him? *He is completely powerful, wise, good, and perfect in His timing.*
4. What will God use everything that happens to do? *To bring glory to His name and to do good to them.*
5. How does God's all-powerfulness help God's people trust in Him? *They know that He is ABLE to do whatever He wants to do.*
6. How does God's perfect wisdom and love help God's people trust in Him? *They know that what He plans is only good.*
6. How does God's perfect timing help God's people trust in Him? *They know that He knows exactly when things should happen.*
7. What can God's people always depend on Him to do for them, even if it is very hard? *To take care of them and help them do whatever He wants them to do.*
8. Why won't God's people trust God perfectly while they live on earth? *Because they are still sinners.*
9. Who helps God's people trust in Him? *The Holy Spirit, working in their hearts.*
10. Where will God's people trust Him perfectly? *In heaven.*
11. How can we become God's people? *By turning from our sins and trusting in Jesus as our Savior.*

Bible Verse Connection Question

1. What does our Bible Truth have to do with our **Bible Verse: Proverbs 3:5-6**: "Trust in the LORD with all your heart, and do not lean on your own understanding. In all your ways acknowledge him, and he will make straight your paths.?"

This verse encourages God's people to keep trusting in the LORD and His good promises to them, even when it doesn't make sense. Many times their understanding of what they are going through will tempt them to not trust God, but they should keep trusting Him anyway. They can count on God to show them what they should do and guide them through His will.

Bible Truth Story Connection Questions

1. What did Mary have to trust the Lord about? *That He would take care of her, even though no one else might understand about where her baby came from; that He would take care of her even if others wanted to punish her or Joseph divorced her because of her baby.*
2. How did Mary show she trusted the Lord? *She didn't demand to understand or refuse to be Jesus' mother, but obeyed the Lord and rejoiced in His plan and her part in it.*

Life Application Questions

1. What are some times when it is hard for us to trust in the Lord? *Answers vary.*
2. What should God's people do when it is hard to trust in the Lord? *Tell others and have them pray for them; ask the Lord to send the Holy Spirit to work in their hearts and help them trust Him.*
3. How can we become God's people? *By turning away from our sins and trusting in Jesus as our Savior.*

ACTS Questions

1. What is something we can praise God for because of this Bible Truth?
Praise God for being completely trustworthy.
2. What are sins we can confess to God because of this Bible Truth?
Confess sins of fear, worry, and willfulness that show we do not trust Him as He deserves.
3. What is something we can thank God for because of this Bible Truth?
Thank God for ways we have seen His trustworthiness to us, even this week.
4. What is something we can ask God for because of this Bible Truth?
Ask God to help us to turn away from our sins and trust in Jesus as our own Savior. Ask God to send His Holy Spirit to work in our hearts, that we might take joy in His trustworthiness and cheerfully trust Him, even when it is very hard to understand what good thing He is doing.

The Gospel

1. What did the angel tell Mary and Joseph that Jesus would do? Why did He need to do this? What is the gospel?
God is the good Creator and King of the world. He made people to worship Him and live by His good laws. But we are all sinners who have rebelled against Him. We all deserve death--God's just, eternal punishment for our sins. How terrible! But God has good news for us. In His great mercy, God sent His Son Jesus to earth to save sinners. Yes, Jesus, the perfect Son of God, left His home in heaven and became a man. He lived the perfect life that pleases God. (He's the only one who has ever done that!) He offered it up to God His Father as the perfect sacrifice for sins when He suffered and died on the cross. Then, on the third day, Jesus rose from the dead in victory. He had fully paid for the sins of God's people, so they wouldn't have to! Now all who turn away from their sins and trust in Jesus as their Savior will receive forgiveness of sins and eternal life with God. They will be His very own special people who will know Him and enjoy Him forever. We can be God's people, too, if we turn from our sins and trust in Jesus as our own Savior.

Game: Omit! Obey!

Materials

Bible Truth Questions

Preparing the Game

1. Choose 20+ questions for your game from the Bible Truth Discussion Questions, or make up your own.
2. Write the Bible Truth questions on small thin strips of paper (or make a photocopy of the Bible Truth Discussion Questions and simply cut them into strips) and put them in the bag/bowl.

Playing the Game

Divide the children into two teams, having them line up in straight lines, arms' length apart, side to side. The leader stands at one end of the two lines and tells the children that he/she will tell them to do a certain action, saying "Obey" or "Omit" right before doing it. Children are to do the action if the leader says "Obey", but NOT do it if they say "Omit" first. Any child caught moving when the leader has said "Omit" is identified and is the Question Chooser for the class. If the class answers the question correctly, then the child resumes play. If not, then the child must sit out until another round when a correct answer is given.

Game continues as number of questions, time, and attention span allow.

NOTE: Have children who are "Out" help give you ideas for actions.

Non-competitive Option

Let the Question Chooser immediately back into the game, even if the class misses the question. Add the missed question back into the bag for further review.

Optional TAKING IT TO OTHERS Activity: Quiz Questions

Have the children choose a few of the questions from the game to ask the parents/other children during TAKING IT TO OTHERS time. Help pre-readers by whispering the question in their ear and letting them ask it aloud to the parents/other children. Make sure you read the Bible verse aloud before you ask your questions.

Directions:

1. Write words to song in large print before class.
2. Play the song for the children, helping them follow along on the song sheet.
3. Discuss the song, using a few questions from the discussion sheet. *Don't use them all!*
4. Introduce sign language for key words of your choice from sign language sheet for your song. Use as few or as many as you think the children can learn.
5. Sing and sign the song. Sign language as well as large format lyrics and sheet music are found in the PFI Unit Songbook or online.
6. If desired, play the Song Game.

Optional TAKING IT TO OTHERS Activity: Presenting and Singing the Song

1. Sing and sign the song, encouraging the watching children/parents to join in.
2. Ask the class some of the questions listed below. The Bible Truth Connection Question is particularly good to help them understand how the song ties in with the Bible Truth.

Trust and Obey

Verse 2

Not a burden we bear, not a sorrow we share,
But our toil He doth richly repay;
Not a grief or a loss, not a frown or a cross,
But is blest if we trust and obey.

Refrain:

Trust and obey,
For there's no other way,
To be happy in Jesus,
But to trust and obey.

Listen to it on PFI ESV Songs 12, Track 14

Understanding the Song

1. What are the "burdens, sorrows and toil, grief, loss, frown, cross" the song is talking about? *This song is about the hard things in life that happen to us or people we love and how hard they are for us to deal with. "Burdens" and "toil" are things that are difficult things that we have to do. "Sorrows" and "frown" are sad things in our lives. "Loss" is losing someone/something we love; and "grief" is what we feel when we've lost it. It's the sadness we feel after something bad has happened, A "cross" is something hard that God has us suffer through for His good purposes, just like Jesus suffered and died on the cross for God's good purposes.*
2. Who is the "we" in this song? *Christians: people who have confessed their sins to God, turned from them and now trust in Jesus as their Savior, living their lives for Him.*
3. What will God do with every burden, sorrow and toil? *Richly repay them.*
4. How will God richly repay them, in money or something else? *He will bless them by using them for His glory and our good and the good of others. In heaven, He promises to give us even greater blessings that we cannot imagine.*
5. What does God want us to do as we go through these hard things? *Trust and obey.*
6. What does it mean to trust and obey? *To rest joyfully in who God is and have faith that He is perfect in what He has allowed to happen and has good purposes for what He has allowed. To obey means to keep doing the things that God wants His people to do: pray, rejoice in Him, love others, keep His laws, take comfort in His Word, etc.*
7. Why is it especially hard to keep trusting and obeying when hard things happen to us? *Because many times we don't understand God's good purposes in the hard things that happen and it is easy to start doubting that He knows best and stop doing the things He has told us to do.*

Bible Truth Connection Question

1. How does this song relate to our Bible Truth: **God's People Trust Him**? *God is the only one who perfectly knows and understand His plans. Many times God's people must trust Him and obey Him when there are many things they cannot understand. As hard as this may be at times, they know that because God is completely powerful, wise, good, and perfect in His timing, they can always trust that He knows best. This is the way to be "happy in Jesus."*

Story Connection Question

1. How does this song relate to the story? *Mary chose to trust and obey the Lord's plan for her as Jesus' mother, even though she didn't understand how it would happen and she knew that some very hard things could happen to her because people wouldn't believe what happened.*

Bible Connection Question

1. What does this hymn have to do with our Bible Verse: **Proverbs 3:5-6**: "Trust in the LORD with all your heart, and do not lean on your own understanding. In all your ways acknowledge him, and he will make straight your paths." *Many times it is very hard to trust God when we have to bear hard "burdens" or sorrows. Many times God's people do not understand why they have to go through them or what good thing God is doing through them. But God's people know that they do not have to lean on their own understanding. Instead, they trust in the LORD with all their heart and obey whatever it is they know He wants them to do. They can trust that God will make their paths straight: He will help them to obey Him and He will use everything they are going through for their good and His glory.*

Life Application Questions

1. How can God's people today be affected by the message of this song?

They can praise God for being completely worthy of their trust even in very hard times. They can ask Him to send His Holy Spirit to work in their hearts and help them keep on trusting and obeying Him, no matter what.

2. How can we become God's people? *By turning away from our sins and trusting in Jesus as our Savior.*

ACTS Questions

1. What is something we can praise God for from this hymn?

Praise God for being completely trustworthy.

2. What are sins we can confess to God from this hymn?

That many times we do not want to trust God or obey Him. We grumble and complain when we go through hard things instead of wanting God to work through them for His glory or our good.

3. What is something we can thank God for from this hymn?

We can thank God for using every single burden and sorrow that His people go through for their good and His glory.

4. What is something we can ask God for from this hymn?

That God would work in our hearts that we confess our sins, might turn from our sins and trust Jesus as our Savior. We can ask Him to send the Holy Spirit to work in our hearts to help us to trust Him and obey Him with every single burden we bear or sorrow we share.

Gospel Question

1. We are all sinners who have not trusted and obeyed God. What do we deserve? How can we be saved? What is the gospel?

God is the good Creator and King of the world. He made people to worship Him and live by His good laws. But we are all sinners who've rebelled against Him. We all deserve death--God's just, eternal punishment for our sins. How terrible! But God has good news for us. In His great mercy, God sent His Son, Jesus to earth as a man to save sinners. He lived the perfect life that pleases God. (He's the only one who's ever done that!) He offered it up to God His Father as the perfect sacrifice for sins when He suffered and died on the cross. Then, on the third day, Jesus rose from the dead in victory. He had fully paid for the sins of God's people, so they wouldn't have to! Now all who turn away from their sins and trust in Jesus as their Savior will receive forgiveness of sins and eternal life with God. They will be His very own special people who will know Him and enjoy Him forever. We can be God's people, too, if we turn from our sins and trust in Jesus as our own Savior.

Song Game: Sign It, Say It, What Does It Mean?

Materials

Sign Language signs used in song, particularly choose words with important meanings you want the children to learn, such as “grace”, “redeem”, etc.

Bag or bowl

Preparing the Game

1. Cut out signs and put in bowl.

Playing the Game

1. Practice the song and signs until the children know them well. Then put all the signs we’ve learned in this bag/ bowl and mix them up.
2. Ask one of the children to choose a sign, but not show it to anyone...but you, if they need some help.
3. Ask the child to do the sign for the rest of the children and see if the other children can guess which one it is. Do the sign with the child, if desired.
4. When the children guess the sign, ask them the meaning of the word. If no one guesses the sign, put it back in the bowl to be picked again.
5. Choose another child to pick a new sign from the bag and continue.

NOTE: You might want to sing the song after you do each word or couple of words.

Game continues as number of questions, time, and attention span allow.

choose a FEW questions for discussion, then choose the game and/or music activity

Meditation Version: Proverbs 3:5-6

“Trust in the LORD with all your heart, and do not lean on your own understanding. In all your ways acknowledge him, and he will make straight your paths.”

Understanding the Bible Verse

1. What does it mean to trust in the LORD? *To have so much confidence in God's love, power, goodness, wisdom & timing in all things, that you can rest joyfully in Him, even in very hard times.*
2. What does is our “heart”? *This kind of heart is not the kind that beats. It is the part of you that thinks, feels, loves, and can know God.*
3. What does it mean to trust the LORD with all of your heart? *It means that you believe that the LORD will really do everything He has promised to do and you are going to live your whole life depending on Him and His promises. Because you trust Him with all of your heart, that changes the way you think and feel about things on the inside, and the way you act on the outside—even in very hard times.*
4. What does it mean to “lean on your own understanding”? *It means to depend only on what you know about something.*
5. What does it mean to acknowledge God in all our ways? *It means to remember that only God is completely good, wise, loving and powerful. Only He knows the reasons for everything that happens to us.*
6. Why should we acknowledge God in our ways rather than lean on our own understanding? *Because we are just humans and can't understand so many things. Only God knows enough to really understand what is best and is powerful enough to do it.*
7. What does it mean for God to make our paths straight? *It doesn't mean that He will make paths or roads that we walk on without curves. It means that He will show us what to do, even though we don't understand everything.*

Bible Truth Connection Question

1. What does this verse have to do with the **Bible Truth: God's People Trust Him?** *God's people are to keep trusting in the LORD and His good promises to them, even when it doesn't make sense. Many times their understanding of what they are going through will tempt them to not trust God, but they should keep trusting Him anyway. They can count on God to show them what they should do and guide them through His will.*

Story Connection Questions

1. What does the verse have to do with our story? What did Mary have to trust the Lord about, rather than lean on her own understanding? *How she could have a baby even though she had no husband; how the Lord would take care of her even if no one believed her about her baby, even if Joseph divorced her.*

Life Application Questions

1. What is something that you or someone you know has to trust God about right now? How could you encourage them to trust God instead of worrying?
2. What is the best first step in trusting God for all of us? *To turn away from our sins and trust in Jesus as our Savior.*

ACTS Questions

1. What is something we can praise God for from this Bible Verse? *Praise God for being always worthy of being trusted.*
2. What are sins we can confess to God from this Bible Verse?
That we are all sinners. We love to do things our own way. We love to trust in our own understanding. Too often we do not want to trust in God or do things His way. We deserve God's punishment! We need a Savior!
3. What is something we can thank God for from this Bible Verse?
We can thank God that when we trust in Him that He will show us what He wants us to do. We do not have to rely on our own understanding.
4. What is something we can ask God for from this Bible Verse?
We can ask God to work in our hearts that we would want to confess our sins, turn away from disobeying Him and trust in this wonderful Jesus as our own Savior. We can ask Him to fill our hearts with His Holy Spirit that we might trust in Him and not on our own understanding to show us what He wants us to do.

The Gospel

1. All people are sinners who deserve God's punishment for their sins. What do we all need to trust Jesus to do for us? What is the gospel?

God is the good Creator and King of the world. He made people to worship Him and live by His good laws. But we are all sinners who have rebelled against Him. We all deserve death--God's just, eternal punishment for our sins. How terrible! But God has good news for us. In His great mercy, God sent His Son Jesus to earth to save sinners. Yes, Jesus, the perfect Son of God, left His home in heaven and became a man. He lived the perfect life that pleases God. (He's the only one who has ever done that!) He offered it up to God His Father as the perfect sacrifice for sins when He suffered and died on the cross. Then, on the third day, Jesus rose from the dead in victory. He had fully paid for the sins of God's people, so they wouldn't have to! Now all who turn away from their sins and trust in Jesus as their Savior will receive forgiveness of sins and eternal life with God. They will be His very own special people who will know Him and enjoy Him forever. We can be God's people, too, if we turn from our sins and trust in Jesus as our own Savior.

Game: Simon Says How

Materials

Bible verse written up in large print so that all can see

A die

Die Number and Action Chart (see below)

Preparing the Game

Make a sign as follows:

1 = Head

2 = Feet

3 = Hands

4 = Head and Feet

5 = Feet and Hands

6 = Whole Body

Learning the Verse

Some or all of your children may be non- or early readers. Teach the verse in sections, having them say it after you. Repeat a few times. Add clapping or other movement as they say it.

Directions

1. If desired, lead the children in a discussion of a **FEW** of the most important questions before beginning game.
2. Explain the game to them as follows:
Have the children spread out facing the leader. Tell the children that they are going to play "Simon Says How", a game in which everyone will take turns making up different actions that they will try to do while trying to say the verse. Explain that "Simon" will roll the die and make up actions that use the parts of the body that correspond to the number on the chart. Everyone else will then recite the verse while doing the actions "Simon" made up. Simon will then choose another person to be Simon in his place.

Game continues until all children get to be Simon, or as time and attention span allow.

Optional TAKING IT TO OTHERS Activity: Quiz Questions

Have the children choose a few of the questions from the game to ask the parents/other children during TAKING IT TO OTHERS time. Help pre-readers by whispering the question in their ear and letting them ask it aloud to the parents/other children. Make sure you read the Bible verse aloud before you ask your questions.

Directions:

1. Write words to song in large print before class.
2. Play the song for the children, helping them follow along on the song sheet.
3. Discuss the song, using a few questions from the discussion sheet. *Don't use them all!*
4. Introduce sign language for key words of your choice from sign language sheet for your song. Use as few or as many as you think the children can learn.
5. Sing and sign the song. Sign language as well as large format lyrics and sheet music are found in the PFI Unit Songbook or online.
6. If desired, play the Song Game.

Optional TAKING IT TO OTHERS Activity: Presenting and Singing the Song

1. Sing and sign the song, encouraging the watching children/parents to join in.
2. Ask the class some of the questions listed below. The Bible Truth Connection Question is particularly good to help them understand how the song ties in with the Bible Truth.

Trust

Trust in the LORD,
 Trust in the LORD,
 Trust in the LORD with all your heart,
 And do not lean,
 And do not lean,
 On your own understanding,
 In all your ways, acknowledge Him,
 In all your ways acknowledge Him,
 And He will direct your paths,
 And He will direct your paths.
 Proverbs Three, five and six.

Listen to it on PFI ESV Songs 12, Track 16

Song Game: Pass the Secret Sign**Materials**

Sign Language signs used in song, particularly choose words with important meanings you want the children to learn, such as "grace", "redeem", etc.

Bag or bowl

Blindfold

Preparing the Game

1. Cut out signs and put in bowl.

Playing the Game

1. Practice the song and signs until the children know them well.
2. Have all the children stand in a tight circle, except one, "It," who will stand in the middle of the circle, blindfolded.
3. Have the children in the circle to put their hands behind their backs. Choose a sign from the bag and hand to a child in the circle, still keeping hands behind their backs, not looking at the sign.
4. When "It" says "Pass the Secret Sign", the children will begin to pass the sign around behind their backs.
5. When "It" says "Stop the Passing!" the child who has the sign freezes with the sign behind his back.
6. The child with the sign brings it around and looks at it. You can help the child practice the sign.
7. Then take the blindfold off of "It", watch the child with the card do the sign, then have "It" guess the name of the sign. (If desired, "It" can ask another child in the circle for help with their guess.)
8. The holder of the sign then becomes "It." Sing the song with all the signs, then repeat.

STORY REVIEW

Directions: Read and discuss Bible Truth, using a FEW of the questions. Play game. Feel free to modify the game to fit your children.

General Story Questions

1. What ceremony did Mary and Joseph and their relatives gather together for? *Erusin, the Betrothal Ceremony.*
2. What did Joseph's dad give to Mary's dad? Why? *"Mohar" of 50 silver shekels as a promise that Joseph would marry Mary within the year.*
3. What did Joseph give Mary? Why? *"Mattan" of jewelry, as a token of his love for her.*
4. What did Mary have to promise? How did she show that she made that promise? *To not be with any man like he was her husband; to not get pregnant or have children before getting married to Joseph. She showed her promise by drinking a cup of wine.*
5. What did Joseph have to do before Mary could be his wife? *Build the huppah and get it ready.*
6. Who decided when Joseph's huppah was ready? *His father.*
7. What did Mary and her family have to do before Mary got married? *Prepare her shiluhim, pack her things, get oil lamps ready.*
8. When did most young men like to come for their brides? *In the middle of the night.*
9. What did the angel Gabriel tell Mary that was so surprising to her? *She would have a baby who would be God's Son.*
10. What problems did Mary have to trust God about because of her pregnancy? *No one believing her that Jesus was God's Son, being divorced or maybe stoned for being pregnant.*
11. Why was Zechariah and Elizabeth's house a good place for Mary to go? *They also had heard Gabriel speak to them. They would believe her about Jesus and would rejoice with her.*
12. Why was it merciful of Joseph to divorce Mary quietly? *Because he could have brought shame on her by making her pregnancy known publicly...and by Jewish law he could even have had her stoned.*
13. How did the Lord show that He was worthy of Mary's trust and would take care of her? *Giving her Zechariah and Elizabeth for support, speaking to Joseph in a dream.*

Bible Truth Connection Questions

1. What does this story have to do with our Bible Truth: God's People Trust Him? *Mary trusted the Lord's plan for her life, even though she could not understand it and it might be very hard.*

Life Application Questions

1. Why can God's people trust God even when very hard things happen to them or others that they don't understand? *Because they know that He is completely good, wise, loving, powerful and He knows everything, while they do not.*
2. How can we become God's people? *By turning away from our sins and trusting in Jesus as our Savior.*

Bible Verse Connection Question

1. What does the story have to do with our **Bible Verse: Proverbs 3:5-6**: "Trust in the LORD with all your heart, and do not lean on your own understanding. In all your ways acknowledge him, and he will make straight your paths."? *Mary trusted the Lord with all her heart. If she had leaned on her own understanding, she would be worried about what would happen to her. But Mary acknowledged the greatness of the Lord in how she responded to Gabriel and in how she spoke with Elizabeth about what was happening to her. She trusted Him and she did indeed make her path straight. He helped her through her hard times and worked in Joseph's heart so that he would not divorce her, but take her as his wife, understanding that this child was the Son of God.*

ACTS Questions

1. What is something we can praise God for being that we learned in our story? *Praise God for being the Sender of the Savior of His people.*
2. What is something we can confess as sin that we learned in our story? *Confess that many times we choose not to trust God, even though He is completely worthy of being trusted.*
3. What is something we can thank God for that we learned in our story? *We can thank God that by His Holy Spirit He helps His people trust Him, just like He helped Mary.*
4. What is something we can ask God for that we learned in our story? *We can ask God to work in our hearts, helping us to confess our sins, turn away from them and trust Jesus as our own Savior. We can ask Him to fill us with the Holy Spirit that we might trust and obey God, even when it is very, very hard.*

The Gospel

1. The Angel Gabriel told Joseph that Jesus would save His people from their sins. Why did God's people need saving from sins? How did Jesus do this? What is the gospel?

God is the good Creator and King of the world. He made people to worship Him and live by His good laws. But we are all sinners who have rebelled against Him. We all deserve death--God's just, eternal punishment for our sins. How terrible! But God has good news for us. In His great mercy, God sent His Son Jesus to earth to save sinners. Yes, Jesus, the perfect Son of God, left His home in heaven and became a man. He lived the perfect life that pleases God. (He's the only one who has ever done that!) He offered it up to God His Father as the perfect sacrifice for sins when He suffered and died on the cross. Then, on the third day, Jesus rose from the dead in victory. He had fully paid for the sins of God's people, so they wouldn't have to! Now all who turn away from their sins and trust in Jesus as their Savior will receive forgiveness of sins and eternal life with God. They will be His very own special people who will know Him and enjoy Him forever. We can be God's people, too, if we turn from our sins and trust in Jesus as our own Savior.

Game: Secret Agent

Materials

Various detective looking items (a hat, dark glasses, tie, suit, watch, etc)
Paper and Marker
Tape
Story Review Questions

Preparing the Game

1. Choose 20+ questions for your game from the Story Review Discussion Questions, or make up your own.
2. Write out the questions on small, thin strips of paper. (Or photocopy the review questions and cut them apart). Tape (or pin) each of these in secret places on the detective outfit, such as on the bottom of your shoe, underneath your watch band, inside the hat, on the side of the glasses, etc.

Playing the Game

Divide the children into two teams. Teams will take turn having one of their members guess where a location of a Story Review question on your detective outfit. A team gets a point for finding a question and a point for answering the question correctly. Have the children be specific in their guesses, such as: "on top of your hat" or "inside your hat", or "under your left shoe , etc. That makes for more of a challenge.. If a team is unable to answer the question correctly, the other team can try to answer it for a point.

Game continues until the children find all the questions, or as number of questions, time, and attention span allow.

Non-competitive Option

Don't split into teams. Tell the children how many questions you have hidden on your outfit and challenge them to work together to find them all and answer the questions. Keep track of how many questions they've found with tally marks on a piece of paper.

Optional TAKING IT TO OTHERS Activity: Quiz Questions

Have the children choose a few of the questions from the game to ask the parents/other children during TAKING IT TO OTHERS time. Help pre-readers by whispering the question in their ear and letting them ask it aloud to the parents/other children.

CASE REPLAY ACTIVITIES

Use this guide to review the Case Story and act it out for others to enjoy!

CASE REPLAY, JR: YOUNGEST CHILDREN

Description: The children will act out the story together, everyone doing the same action/sound effect at the same time. This activity is most suitable for kindergarteners.

Materials

The Case RePlay, Jr. script for younger children

Preparation

1. Read through the script and write in the blanks along the side possible actions/sound effects the children could do to act it out.

Instructions

1. Tell the children that they will be re-enacting the story together as you tell it.
2. As you read the script, lead the children in actions/sound effects to do with you.
3. If desired, you can read the script and stop at certain sentences and ask them what a good action/sound effect would be to act out what you just read.
4. Repeat the re-enactment one or two times more.

CASE REPLAY, SR: OLDER CHILDREN

Description: The children act out the story as a three-scene play. You will narrate it using the Case RePlay, Sr. script and they will act it out (no spoken words, for the most part), with each child assuming a different character's role. This activity is most suitable for first grade and up. You will review the story, then practice it a few times before performing it for others.

Materials

The Case RePlay, Sr. script
White board or other large format paper
Costumes and props

Preparation

1. Prepare for the play by choosing costumes and props for each character in the story. Decorate the area with any scenery props.
2. Write the words "Beginning," "Middle," "End" on a large piece of paper/whiteboard with plenty of space under each heading. You will use this paper to help the children think about the story as a three-scene play, as it is presented in the script.

Instructions

1. Tell the children that they will get to act out the story as a three-scene play, with a beginning, middle and end section. Tell them that before they can act it out, they need to think it out. as you narrate it with your script.
2. Take the children's answers as they recount the story, helping them put key incidents in the right order.
3. If desired, when they have filled in their Beginning, Middle, End, read through your whole (real) script, so they hear exactly what you will have them act out.
4. Then tell the children that it's time to practice acting out the story.
5. Assign parts to each child. If you are using costumes, do NOT give them out at this point. They will be a distraction.
6. Have all the children sit on the floor or in chairs on one side of the "stage," then call the characters up in place as their part in the story comes.
7. As you read the script, guide the children in where you want them to move or do to act it out.
8. After going through the whole script once, give out any costumes and props and act out the script once or twice more.

Optional TAKING IT TO OTHERS Activity: Re-enacting the Story

Read the script as the children act out together (younger) or assuming different roles (older) as the other children or the parents watch.

CASE REPLAY, JR--YOUNGER KIDS (KINDERGARTEN) P.2

“Welcome to our play! The name of our story is called: The Case of the Wedding that Almost Wasn’t.

This is a New Testament story. It took place in Israel, around the time Jesus came to live on earth.

And now we present: “The Case of the Wedding that Almost Wasn’t.”

Scene 1:

What a big day it was! Erusin Day! Betrothal Day! Mary and Joseph and their fathers exchange mattan, mohar, and covenant vows in the betrothal Ceremony (Erusin) in front of their families. Joseph’s father gives Mary’s father a mohar (bride price) of fifty shekels of silver, Joseph gives Mary a mattan (token of love) of jewelry. Mary agrees to keep herself pure for Joseph until they are married. The fathers sign the Keturah (wedding agreement). Mary drinks a cup of wine as her pledge. Everyone celebrates together with a feast.

Actions:

Scene 2:

Joseph gets to work building a beautiful huppah for Mary, decorating it and filling it with food. Mary and her family get her things ready so she will be ready to go whenever Joseph comes for her. The angel Gabriel comes to Mary and tells her that the Lord has chosen her to be the mother of the Son of God. Even though Mary doesn’t understand how this could be and knew she would not be understood and even punishment by others, she trusts the Lord and wants to do His will. Mary visits Elizabeth who is pregnant with John (the Baptist) even though she is a very old lady.

Scene 3:

After three months, Mary goes back home to Nazareth. Everyone can see that she is pregnant. Joseph decides that he will divorce Mary quietly. An angel comes to Joseph in a dream and tells him that he should not be afraid to take Mary for his wife because her baby was conceived of the Holy Spirit and He will be the Savior of God’s people. Joseph obeys and takes Mary to be his wife.

Bible Truth Tie-In:

The Bible Truth we are learning is: **God’s People Trust Him.** Mary trusted the Lord’s plan for her life, even though she could not understand it and it might be very hard.

CASE REPLAY, SR--OLDER KIDS (1ST GRADE AND UP) P.3

"Welcome to our play! The name of our story is called: The Case of the Wedding that Almost Wasn't.

This is a New Testament story. It took place in Israel, around the time Jesus came to live on earth.

The characters in our story are: Joseph; Mary; Their fathers; Their relatives; Angel Gabriel, and, Zechariah and Elizabeth.

And now we present: "The Case of the Wedding that Almost Wasn't."

Scene 1: (Beginning)

What a big day it was! Erusin Day! Betrothal Day! Mary and Joseph and their fathers exchange mattan, mohar, and covenant vows in the betrothal Ceremony (Erusin) in front of their families. Joseph's father gives Mary's father a mohar (bride price) of fifty shekels of silver, Joseph gives Mary a mattan (token of love) of jewelry. Mary agrees to keep herself pure for Joseph until they are married. The fathers sign the Keturah (wedding agreement). Mary drinks a cup of wine as her pledge. Everyone celebrates together with a feast.

Scene 2: (Middle)

Joseph gets to work building a beautiful huppah for Mary, decorating it and filling it with food. Mary and her family get her things ready so she will be ready to go whenever Joseph comes for her. The angel Gabriel comes to Mary and tells her that the Lord has chosen her to be the mother of the Son of God. Even though Mary doesn't understand how this could be and knew she would not be understood and even punishment by others, she trusts the Lord and wants to do His will. Mary visits Elizabeth who is pregnant with John (the Baptist) even though she is a very old lady.

Scene 3: (End)

After three months, Mary goes back home to Nazareth. Everyone can see that she is pregnant. Joseph decides that he will divorce Mary quietly. An angel comes to Joseph in a dream and tells him that he should not be afraid to take Mary for his wife because her baby was conceived of the Holy Spirit and He will be the Savior of God's people. Joseph obeys and takes Mary to be his wife.

Bible Truth Tie-In:

The Bible Truth we are learning is: **God's People Trust Him.** Mary trusted the Lord's plan for her life, even though she could not understand it and it might be very hard.

The Angel Gabriel

Description

The children will make and decorate a standing Angel Gabriel out of card stock and various decorating supplies.

Materials

Templates for the stand and the angel

White Card stock

Markers, Crayons or colored pencils

Glue sticks

Craft jewels, sequins and glitter/glitter glue

Scissors

Preparing the Craft

1. Print out the support piece and two copies of the angel per craft.
2. For younger children, you may want to cut out the parts for them. Older children can do this themselves.
3. Make a sample for the children to see.

Making the Craft

Show children your sample.

Have the children decorate their two angels with the markers. Then let them add in extra decorations with the sequins, glitter glue, etc.

Help the children attach the two angel pictures at the top with tape. Then tape the folded ends of the support piece in place at the middle bottom of each piece of card stock.

Optional TAKING IT TO OTHERS Activity: Craft Presentation

If you are presenting the craft to other children or parents the children can hold up their crafts (or your model craft) and read their Bible Truth Connection answers to explain the importance of the craft.

CASE CRAFT**Discussion Guide****Instructions:**

As the children are settled into making their craft, ask them these questions to help them understand the craft's significance. Use the answers provided to guide the children's answers.

Discussion Questions

1. What message did the Angel Gabriel bring Mary in Nazareth? *That she would be the mother to Jesus, the Son of God, who would save God's people.*
2. What could Mary have worried about when she heard this message? *Whether anyone would believe that this was why she was pregnant. That people might even kill her, if they didn't believe her.*
3. What did Mary do instead of worry?
She trusted the Lord.
4. What is the Bible Truth that we are learning?
God's People Trust Him.
5. What does our craft have to do with our Bible Truth: God's People Trust Him?
Few people ever see angels, but the Lord used the Angel Gabriel to give both Mary and Joseph the incredible news about the birth of Jesus. Seeing this angel was part of God's encouragement to Mary and Joseph to trust that this amazing thing that was happening was really from Him.
6. What can this craft help us remember?
God helps His people trust in Him. He has even sent angels at special times to tell them something they are to do, to help them or to encourage them to keep trusting God.


TAKING IT TO OTHERS**Craft Presentation****Instructions:**

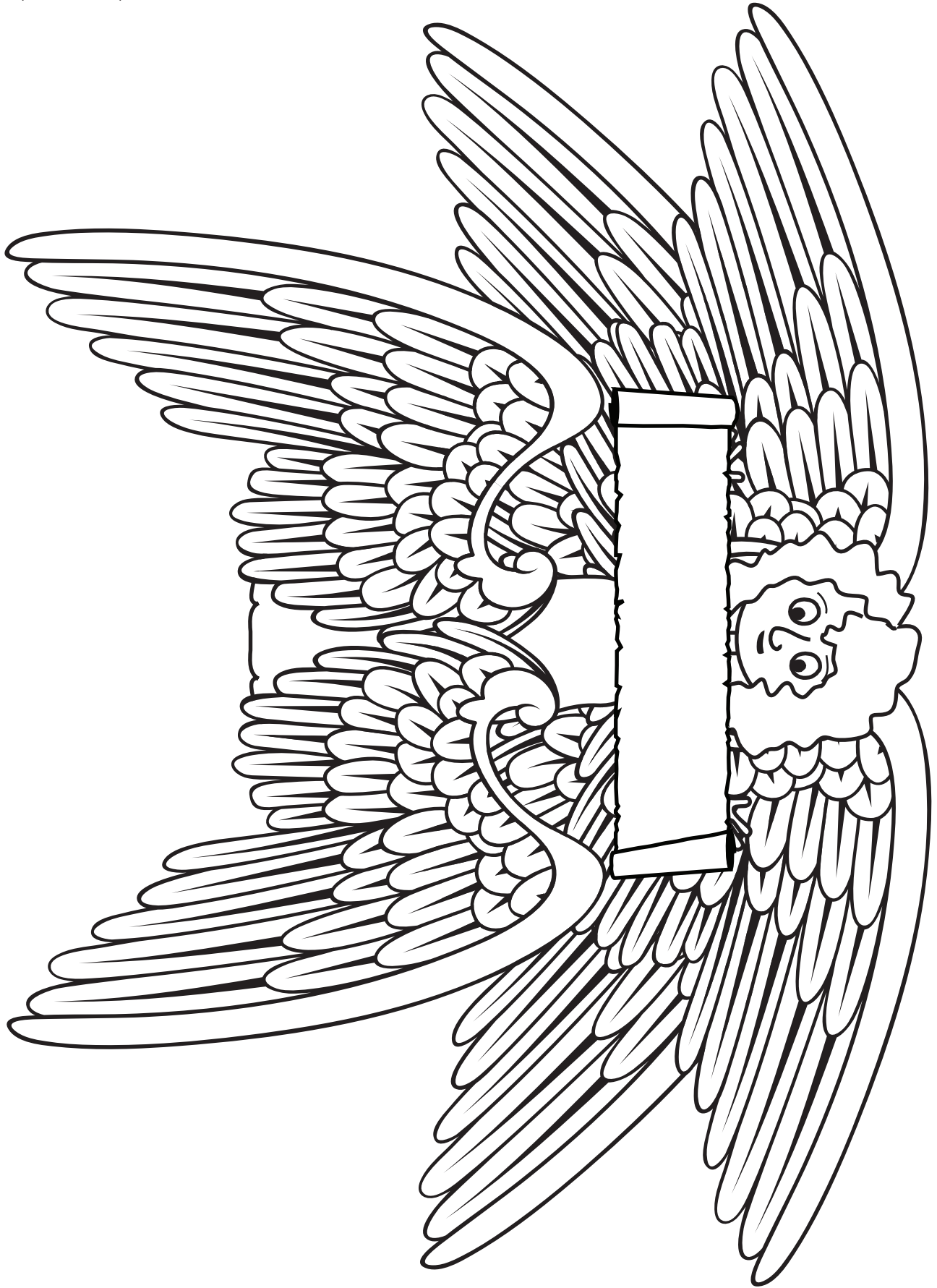
Have children hold up your model craft/their crafts. Choose five children (or you say) the five sections below to explain the craft's importance.

Presentation:

1. Our craft is: The Angel Gabriel.
2. In Nazareth, Mary praised God instead of worrying, as she thought about the message brought to her by the Angel Gabriel because she trusted the Lord.
3. Bible Truth 4 is: God's People Trust Him.
4. Few people ever see angels, but the Lord used the Angel Gabriel to give both Mary and Joseph the incredible news about the birth of Jesus. Seeing this angel was part of God's encouragement to Mary and Joseph to trust that this amazing thing that was happening was really from Him.
5. Our craft can help us remember that God helps His people trust in Him. He has even sent angels at special times to tell them something they are to do, to help them or to encourage them to keep trusting God.

Note: Even non-readers can participate in presenting the craft, if you will whisper what they are to say in their ear and let them say it aloud for the others to hear.





Support pieces for angel. 1 needed per craft. Fold along dashed lines, then tape each folded end to front of each angel card stock piece along the middle, bottom edge, forming a stand.



BEFORE CLASS:**1. PICK YOUR PERSON**

VIPPs can be anyone in your church! Typically, they fall into 6 categories: Church staff, Elders, Deacons/deaconesses, Special Volunteers (people who aren't paid, but spend a lot of time helping out in particular ways), Supported Workers (aka missionaries), and Church Members.

2. GATHER YOUR FACTS

Use the VIPP Information Sheet to write down the facts about your VIPP. The information on this worksheet is used in the VIPP activities, listed in the "Choose an Activity" section below.

DURING THE ACTIVITY:**1. INTRODUCE YOUR VIPP**

Introduce your VIPP to the children, using the VIPP Information Sheet. Fill in a set of VIPP Clue Cards with the information for your VIPP. If desired, you can even have the actual person come into class for the children to meet.

Need help describing what someone does for the church in a kid-friendly way? Check out the list of common VIPPs on the Praise Factory website in the PFI resources. There are lots of kid-friendly descriptions for common VIPP's, such as pastors, elders, deacons and a lot more.

2. PRAY!

Lead the children in praying for the VIPP. Ask the children if they would like to pray for one of the VIPPs prayer requests. Even non-readers can pray for the VIPP if you whisper the prayer request in their ear, then let them say it aloud. Never force a child to pray!

3. CHOOSE AN ACTIVITY

There are two activities you can use to help the children learn about the VIPP:

VIPP Clue Cards: These are nine coloring sheets in which children fill in the nine things they learn about the VIPP from the VIPP Information Sheet. Photocopy a set of each child. Use as few or as many of these Clue Cards as you desire. They are found in the back of this book.

VIPP Game: This is a game that uses a set of Clue Cards for one or two VIPPs.

Choose a VIPP and fill in his/her information on the VIPP Information Sheet. Fill in a set of VIPP Clue Cards with the information for your VIPP. Tell the children about the VIPP, having them fill in the VIPP Clue Cards with the key facts as they learn them. Write any words the children need to write on a white-board or other piece of paper so they can see how to spell them. Help younger children write these words on their clue cards. Ideas for how to tell the children about many common VIPPs are listed at praisefactory.org with the resources for this Bible Truth.

Optional TAKING IT TO OTHERS Activity: Introduce and Pray for the VIPP

If you are presenting the VIPP to other children or parents you can assign children to hold up the 10 clue cards and say what each card tells about the VIPP. (Or, you can have the children hold them up as you tell what each one means.) Then lead the children in praying for the VIPP.

Game: Mix and Match

Materials

Information for two VIPPs

2 Set of Clue Cards

Bag

Preparing the Game

1. Fill in one set of clue sheets for each of the VIPPs you are using.
2. Put all the Clue Cards in a bag, except for the ones with the names and pictures of the VIPPs.

Playing the Game

Reveal: Tell the children about each VIPP, showing them your filled-in clue cards as you tell about them.

Review: Put all the Clue Cards for both VIPPS in the bag. Mix up. Have children take turns pulling clues out and have the class try to remember which clue goes with which VIPP. You can make this a team game by splitting the children into two teams and giving points when their team players correctly put a clue in the right place.

VIPP INFORMATION SHEET

VIPP NAME:

WHAT VIPP LOOKS LIKE

Man or Woman? _____

Hair color? _____

Eye color? _____

FAVORITE ANIMAL

FAVORITE FOOD

FAVORITE FREE TIME ACTIVITY

WHAT VIPP DOES DURING WEEK

VIPP GROUP OF SERVICE:

Church Member

Deacon

Elder

Church Staff

Special Volunteer

Supported Worker
(Missionary)

3 WAYS VIPP SERVES CHURCH

BIBLE TRUTH 4, LESSON 2: PLANNER/OVERVIEW

GETTING STARTED: Welcome and Opening Songs (*introduce unit and get kids moving with these songs*)

Welcome to Praise Factory: PFI: Praise Factory Investigators Theme Song *PFI ESV Songs 12 CD, Track 1*

Rules to Help Us Worship God and Love Others: WoGoLOA Classroom Rules Song
PFI ESV Songs 12 CD, Track 2

Big Question Under Investigation: Big Question 12 Songs *PFI ESV Songs 12 CD, Tracks 3,4*

Big Question Bible Verse: Ephesians 5:1-2 Song: *PFI ESV Songs 12, Track 5*
Extra Bible Verse Song: Let Everyone Who Names the Name: 2 Timothy 2:19,22, ESV PFI ESV Songs 12, Track 6

DIGGING DEEP DOWN: Key Concept and Story (*introduce the Bible Truth and tell the related story*)

Bible Truth 4: God's People Trust Him

Bible Truth Hymn: Trust and Obey, v.2 *PFI ESV Songs 12, Track 14*
Extra Song: Walk by Faith PFI ESV Songs 12, Track 15

Bible Verse: Proverbs 3:5-6

Bible Verse Song: Trust *PFI ESV Songs 12, Track 16*
Extra Bible Verse: Trust in the LORD Proverbs 3:5-6, ESV PFI ESV Songs 12, Track 17
Extra Bible Verse: May the God of Hope: Romans 15:13, ESV PFI ESV Songs 12, Track 18

Lesson 2 Story of the Saints: The Case of the Impossible Task

TAKING ACTION: Response Activities (*choose from among these activities*)

Snack and Discussion Planner: Gang Leader's Lead and Nigerian Food

ACTS Prayer: Prayer Sheet

Bible Truth Review: Discussion Questions and Game: Sit Ball

Bible Truth Hymn: Trust and Obey, v.2 *PFI ESV Songs 12, Track 14*
Song, Sign Language and Song Game: Mimic Me! **PFI ESV SONGS 12 BOOK or ONLINE**

Bible Verse Review: Proverbs 3:5-6 Discussion Sheet and Game: Scrambled Eggs

Bible Verse Song: Trust: Proverbs 3:5-6 *PFI ESV Songs 12, Track 16*
Song, Sign Language and Song Game: Word Take Away **PFI ESV SONGS 12 BOOK or ONLINE**

Story Review: Discussion Questions and Game: Four Corners

Case Replay, Jr: Drama Activity for Youngest Children (children do same story actions together)

Case Replay, Sr: Drama Activity for Most Children (children re-tell story with individual parts)

Craft: A Pot in the Hippo's Mouth

VIPP (Very Important Prayer Person) Prayer Time: Coloring Sheets (back of book) and Game: Picture Run

TAKING IT HOME: Take Home Sheet for Review and Family Devotions

PFI Pronto: Bible Truth 4, Lesson 2 **PFI ESV PRONTOS 12 BOOK or ONLINE**

The Case of the Impossible Task

by Connie Dever

Our story is called:**The Case of the Impossible Task.****As you listen to the story, see if you can figure out:**

1. What was the Impossible Task? Who tried to do it?
2. Who did she have to depend on to do it? Did he come through and help her do it?

This story is not in the Bible. It is a true story about one of God's people who lived in Dundee, Scotland in the 1870's.

A red-haired, blue-eyed girl bent over her loom, working furiously. She was only fourteen, but she worked as hard as any adult in the factory. As she wiped the sweat from her forehead she thought, "Ten hours a day, slaving over these looms, is exhausting! The noise from all the hundreds of machines is deafening! These mill factory owners ask too much of us. What I wouldn't give to be back in school learning about all sorts of things and all sorts of places around the world! But with father hopelessly drunk most of the time and mother home with a new baby as well as the other five children, I'm the only one who can make money for us to live on."

"This isn't at all what I thought I'd do with my life," Mary thought to herself. "Here I am working in a mill in Dundee, Scotland, but for as long as I can remember, I've wanted to go to Calabar in Africa. Calabar is one of the most remote, dangerous parts of Africa where few Christians have dared to go. I want to go there to tell them about Jesus! But how will I ever get to go there? My family needs me here and I haven't even finished my schooling—I can hardly read or add! Now it seems like an impossible dream; yet, I will trust in the Lord."

"Lord," Mary prayed, "the task is impossible for me but not for You. Lead the way and I will follow. I will not lean on my own understand. I will trust in you and let you direct my path."

So Mary kept working at the mill factory for many more years and trusted the Lord to show her the way... and so He did.

"Perhaps I cannot go to Calabar right now," Mary thought, "but I can prepare myself in case one day the Lord does lead me to go. I will teach myself what they would have taught me in school. I will learn everything

I can about the Bible. And even if I can't go to dangerous Calabar and tell people there about Jesus, I can go to the neediest, most dangerous part of Dundee where few Christians dare go, and I tell them about Jesus," Mary decided.

So Mary bought her own school books, propped them up next to her machine and taught them to herself, little by little as she worked. Then on Sundays and in the evenings, she went to the streets of the worst part of Dundee and spoke about Jesus to whomever would listen. These streets were so dangerous that only Mary and few others were brave enough to go and speak about Jesus there. Many times they came back roughed up by the gangs and pelted with mud.

One night, as Mary stood on a street corner and shared about Jesus, a gang came up and surrounded her. The leader began to swing a heavy lead weight near her face. What would Mary do? If the weight crashed into her head, she would have a serious injury; yet, would she be frightened off by this young man?

"Lord," Mary prayed, "this man needs You. Please help me reach his heart. The task is impossible for me, but not for You. Lead the way and I will follow. I will not lean on my own understanding. I will trust in You and let You direct my path."

The Lord gave Mary an idea. "If you make me flinch, I'll leave; but, if you don't, then you have to come to church with me," she challenged the man.

The leader agreed, sure he would win. Round and round, closer and closer, the heavy lead weight came; but Mary never flinched, even as it grazed her brow. Mary had won!

"She's game, boys," the leader exclaimed. "Come on, let's go to this service of hers."

Story-telling Tips

Ahead of time:

1. Read the Bible verses and story. Pray!
2. Create story cue cards on index cards (or highlight text).
3. Practice telling story dramatically, timing your presentation. Shorten, if necessary to fit your allotted time.
4. Decorate area with story props that help bring your story alive.

During your presentation:

1. Maintain as much eye contact as possible as you tell the story. Point to/use props at important points in the story. Include the kids in your story with a few questions about what they think will happen or words/concepts that might be new to them.
2. Watch the kids for signs that their attention span has been reached. Shorten, if necessary.

That night the Lord began to work in the heart of that young man and many of the other gang members. Before long, they turned from their sins and trusted in Jesus. Then they helped Mary tell others in Dundee about Jesus.

As wonderful as it was to see these people from Dundee come to know Jesus, it was not enough for Mary. "Oh, Lord," she prayed, "I love these people here, but what about those in Calabar? They need to know about Jesus even more. Please, Lord, send me!"

In a few years, the Lord answered Mary's prayer. Needs at home changed and she joined the Calabar mission team. One August day, she boarded the *Ethiopia*, a huge steamer ship, and set off for Calabar.

Thirty days later, the ship arrived in Calabar. Mary quickly saw why it was called "The White Man's Grave." There were huge swarms of mosquitoes that carried malaria. There were elephants who trampled people, and hungry lions and leopards looking for someone to attack. The rivers were full of sneaky crocodiles and grumpy hippopotamuses.

If that were not enough, there were the people, themselves. They lived in fear of the witchdoctors and their magic spells. They were taught to worship skulls and spirits. They were quick to kill each other; and, what was worse, some even ate the people they killed—they were cannibals! They didn't care about the good news of Jesus the missionaries brought. The further inland you went, the more vicious the people were. Most missionaries refused to go inland. They stayed near the coast where people weren't quite so wicked. Mary, however, was not most missionaries.

"I want to go inland as far as I can, to people who have never heard about Jesus!" Mary told the others.

"You will be killed, if you go," the others warned her. "Everyone else has been killed. You will be no different. You're just a single woman. If anything they will be quicker to kill you."

Mary listened to the scary warnings. Would she risk her life to tell the people inland about Jesus?

"Oh Lord," Mary prayed, "They're right. The task is impossible for me. But, it is not impossible for You. Lead the way and I will follow. I will not lean on my own understanding. I will not fear. I will trust in You and let

You direct my path."

So Mary started up the River Okoyong in a canoe with her five adopted children and her things. Danger was on every side. One day an angry hippopotamus began to attack their boat. Mary saved their lives by throwing her big, cast iron pot down its throat and paddling off quickly.

At last Mary came to the village of Ekenge. This was a village of fierce warriors and the people were not at all happy to see her. They threatened to kill her, just as they had the other missionaries. But Mary trusted in God and He gave her courage to stand up to them. Chief Edem-- saw Mary's courage and her trust in the Lord and he accepted her and her children into his village. The people began to call her "The White Ma." They would listen to her talk about Jesus and treat their sicknesses with her strange medicine. Soon they came to her to settle problems they had.

One day, messengers from another village burst into Ekenge looking for Mary. "We have run through the jungle for eight hours to get here. We need your White Ma to come heal our dying chief with her powerful magic. If our chief doesn't get well, then many of our men will be killed to go with him into the spirit world. Come, save our chief and our men!" they pleaded.

"You mustn't go," Chief Edem said. "Warriors in the jungle will kill you."

"The streams are all flooded from the rains," Ma Eme, another villager, warned her. "The jungles are full of wild beasts that will eat you. Don't go!"

What would Mary do? Would she risk her life or stay safe in the village? Mary prayed all night. "They're right, Lord. The task is impossible for me, but not for You, Lead the way and I will follow. I will trust in You."

The next morning she told Chief Edem and Ma Eme, "I believe the Lord wants me to go, so I must go. I will trust in Him."

The journey to the other village was very hard. Heavy rains soaked her clothes and turned the jungle to mud. Her shoes fell apart and she had to walk barefoot the rest of the way. Soon Mary was sick with a terrible fever and headache. She felt like giving up.

"Lord, this task is impossible for me. I am so sick! But I know that this isn't impossible for You. I will trust in You.

Help me to get to the chief," she prayed.

At last Mary arrived at the village, sick, hungry and night she worked to heal him. The next day, the chief awoke!. Each day he improved. The people celebrated. Thanks to the White Ma, not only would the chief live, but the other men would be allowed to live, too.

"White Ma," the people said, "Tell us about your magic powers! We have never seen such power. Who gave it to you?"

She said to them: "The Lord Jesus Christ did. I have come to you because I love and worship Jesus Christ. He is the Great Physician and Savior, the Son of the Father God who made all things I want you to know this Father and to receive the eternal life which Jesus offers to all those who confess their sins to Him and turn to trust in Him as their Savior. To know Jesus means to love Him, and with His love in our hearts we love everybody. Eternal life means peace and joy in this world and a wonderful home in the next world. My heart longs for you to believe in Jesus, to walk in His paths, and to know the blessings of eternal life through Him," she told them.

This was only one of the amazing things that the Lord did through Mary Slessor, in the jungles of Calabar. The Lord used her to tell many people about Jesus who would have never had heard otherwise. Year after year Mary Slessor worked on, doing the impossible. Year after year, the Lord sustained her. She survived thirty-eight years in that dangerous jungle! Why? Because even though the task was impossible for her, it was never impossible for the Lord. He led the way and she followed. She trusted in Him.

Cracking the Case:

It's time to answer our Case Questions.

1. What was the Impossible Task? Who tried to do it?

To take the gospel to the gangs in Dundee, Scotland; and, especially to go to Calabar and take the gospel to the inland tribes and survive. Mary Slessor.

2. Who did she have to depend on to do it? Did he come through and help her do it?

The Lord. Yes, He did! He gave her courage and wisdom to stand up to the gang members and tell them about Jesus. And, He gave her courage to travel up the river and to tell many people about Jesus. Not only did they not kill her, but they greatly honored her and listened to her.

Something for You and Me

Our Bible Truth is: God's People Others

Our Bible Verse is: Proverbs 3:5-6

"Trust in the LORD with all your heart, and do not lean on your own understanding. In all your ways acknowledge him, and he will make straight your paths."

The Lord gave Mary Slessor this kind of trust in Him. Many times she faced life-threatening dangers, yet she rested joyfully in the fact that God always was at work, only allowing what was for His glory and the good of others and herself.

What about you and me? Do you think we can trust the Lord as Mary Slessor did? Yes, we can! He will always take care of His people completely! Let's praise this amazing God for being completely trustworthy. Let's ask Him to help us to turn away from our sins and trust in Jesus as our Savior. Let's ask Him to send the Holy Spirit to work in our hearts and help us to trust Him with all of our lives so that we will be willing to even dare to do whatever He wants us to do, even if it is "impossible-looking" as what Mary Slessor did.

Close in prayer.

Closing ACTS Prayer

A God, we praise You for being the Protector and Sustainer of Your people. They can even survive in the most dangerous parts of the world because You will protect them and sustain them according to Your perfect will.

C God, we confess that often we face difficult things and we choose not to trust You, but to fear and worry.

T God, we thank You for giving Your people the strength, love and courage to care for people and tell them about Jesus, even in the hardest of situations.

S God, work in our hearts. Help us to confess our sins, turn away from them and trust Jesus as our own Savior. Make us like Mary: willing to go to even very dangerous places to tell others about Him.

Special Words

Loom: A large metal or wooden frame on which fabric is woven.

Witchdoctor: Not really a witch or a doctor. The name of a person in a tribe who was sought to help them to make their gods happy or to use magic to try to make people well.

ACTS PRAYER ACTIVITY

Use this sheet to write down your ACTS Prayer

Instructions:

Use this sheet to help the children apply the Bible Truth into a prayer. You can use the ACTS provided or even better, have the kids think of their own applications. Also have the children add their personal requests to the prayer, too. Lead the children in the prayer or let them pray sections, with your help. Never force a child to pray! Non-readers can participate by you whispering a section of the prayer into their ear and allowing them to pray it aloud for the group.

ADORATION:

God, we praise You for being completely trustworthy.

God, we praise You for being.....

Add your own Adorations:

CONFESSION:

God, we confess that many times we do not love You as we should and as You deserve. We love ourselves better. We need a Savior to save us from our sins!

God, we have sinned against You....

Add your own Confessions:

THANKSGIVING:

Thank You, God for ways we have seen Your trustworthiness to us, even this week. Thank You for giving us Jesus to trust in as our Savior.

God, we thank You for...

Add your own Thanksgivings:

SUPPLICATION:

God, work in our hearts! Help us turn away from our sins and trust in Jesus as our Savior. Send Your Holy Spirit to work in our hearts, that we might take joy in Your trustworthiness and cheerfully trust You, even when it is very hard to understand what good thing You are doing.

God, we need Your help...

Add your own Supplication:

SNEAKY SNACK

Can you figure out how this snack relates to the story?

Snack: Gang Leader's Lead and Nigerian Food

Nigerian fruits and vegetables, such as banana, mango and yams (Put some butter and cinnamon on thinly sliced pieces) OR make a cake donut "lead" attached to a licorice lace "rope" like what the gang leader had.

This is only a suggestion. Feel free to modify. Be mindful of allergy issues among your children!

Case Tie-in: Mary Slessor dared to do hard, even impossible things, for God. She trusted Him to take care of her as she boldly told others the good news of Jesus. God was completely worthy of all her trust! He helped her stand without moving as the gang leader almost hit her face with piece of lead. He helped her go to Calabar in Nigeria and even inland to the very dangerous parts. He blessed everything she did and most certainly took care of her!

SOUL FOOD

Food for thought during snack time

1. What does the snack have to do with the story?

Choose a few questions from the other activity discussion sheets to talk about during this snack time.

2.

3.

4.

5.

6.

7.

Directions: Read and discuss Bible Truth, using a FEW of the questions. Play game. Feel free to modify the game to fit your children.

God's People Trust Him

Trusting God means resting joyfully in God's care and plans. God's people trust God because they know that He is completely powerful, wise, and good. They know His plans are perfect and they are always for their good and His glory. They know that God always takes care of them and helps them do whatever He wants them to do, even if it is very hard.

God's people know that they won't trust God perfectly while they live on earth. God has forgiven them of their sins, but they are still sinners. And so here, they will sometimes struggle to trust God, even though they know He has never failed them. They are grateful for God's Holy Spirit, working in their hearts. He can help them to trust God more and more here on earth. They are even more grateful for the day when they will go to live with God in heaven forever. There, they will know and trust Him perfectly.

Understanding the Bible Truth

1. What does trusting God mean? *Resting in God's care and plan.*
2. What does it mean to rest in God's care and plan? *To not worry, but believe that God knows what is best and will do it.*
3. What do God's people know about God that helps them trust Him? *He is completely powerful, wise, good, and perfect in His timing.*
4. What will God use everything that happens to do? *To bring glory to His name and to do good to them.*
5. How does God's all-powerfulness help God's people trust in Him? *They know that He is ABLE to do whatever He wants to do.*
6. How does God's perfect wisdom and love help God's people trust in Him? *They know that what He plans is only good.*
6. How does God's perfect timing help God's people trust in Him? *They know that He knows exactly when things should happen.*
7. What can God's people always depend on Him to do for them, even if it is very hard? *To take care of them and help them do whatever He wants them to do.*
8. Why won't God's people trust God perfectly while they live on earth? *Because they are still sinners.*
9. Who helps God's people trust in Him? *The Holy Spirit, working in their hearts.*
10. Where will God's people trust Him perfectly? *In heaven.*
11. How can we become God's people? *By turning from our sins and trusting in Jesus as our Savior.*

Bible Verse Connection Question

1. What does our Bible Truth have to do with our **Bible Verse: Proverbs 3:5-6**: "Trust in the LORD with all your heart, and do not lean on your own understanding. In all your ways acknowledge him, and he will make straight your paths."?

This verse encourages God's people to keep trusting in the LORD and His good promises to them, even when it doesn't make sense. Many times their understanding of what they are going through will tempt them to not trust God, but they should keep trusting Him anyway. They can count on God to show them what they should do and guide them through His will.

Bible Truth Story Connection Questions

1. What did Mary have to trust the Lord about? *That He would take care of her, even in the face of wild animals, diseases, and cannibals who had killed the other missionaries who ventured inland in Calabar. That He would only let things happen to her that were for His glory and her good.*
2. How did Mary show she trusted the Lord? *She didn't let fear or the warnings of others keep her from going up river into the most dangerous parts of Calabar. She even took her children with her. She wanted the people there to hear about Jesus so much.*

Life Application Questions

1. What are some times when it is hard for us to trust in the Lord? *Answers vary.*
2. What should God's people do when it is hard to trust in the Lord? *Tell others and have them pray for them; ask the Lord to send the Holy Spirit to work in their hearts and help them trust Him.*
3. How can we become God's people? *By turning away from our sins and trusting in Jesus as our Savior.*

ACTS Questions

1. What is something we can praise God for because of this Bible Truth?
Praise God for being completely trustworthy.
2. What are sins we can confess to God because of this Bible Truth?
Confess sins of fear, worry, and willfulness that show we do not trust Him as He deserves.
3. What is something we can thank God for because of this Bible Truth?
Thank God for ways we have seen His trustworthiness to us, even this week.
4. What is something we can ask God for because of this Bible Truth?
Ask God to help us to turn away from our sins and trust in Jesus as our own Savior. Ask God to send His Holy Spirit to work in our hearts, that we might take joy in His trustworthiness and cheerfully trust Him, even when it is very hard to understand what good thing He is doing.

The Gospel

1. What did the angel tell Mary and Joseph that Jesus would do? Why did He need to do this? What is the gospel? *God is the good Creator and King of the world. He made people to worship Him and live by His good laws. But we are all sinners who have rebelled against Him. We all deserve death--God's just, eternal punishment for our sins. How terrible! But God has good news for us. In His great mercy, God sent His Son Jesus to earth to save sinners. Yes, Jesus, the perfect Son of God, left His home in heaven and became a man. He lived the perfect life that pleases God. (He's the only one who has ever done that!) He offered it up to God His Father as the perfect sacrifice for sins when He suffered and died on the cross. Then, on the third day, Jesus rose from the dead in victory. He had fully paid for the sins of God's people, so they wouldn't have to! Now all who turn away from their sins and trust in Jesus as their Savior will receive forgiveness of sins and eternal life with God. They will be His very own special people who will know Him and enjoy Him forever. We can be God's people, too, if we turn from our sins and trust in Jesus as our own Savior.*

Game: Sit Ball

Materials

Two or Three soft baseball sized balls. Or, could use beach balls
Bible Truth Questions

Preparing the Game

1. Choose 20+ questions for your game from the Bible Truth Discussion Questions, or make up your own.
2. Write the Bible Truth questions on small thin strips of paper (or make a photocopy of the Bible Truth Discussion Questions and simply cut them into strips) and put them in the bag/bowl.

Playing the Game

Have children sit in a circle on the ground, with about 2' spacing. Give them two or three soft indoor baseballs and are to throw them from one to another, avoiding "It" who is moving around trying to catch one. When a ball is caught, the child who threw the ball chooses a question for the class to answer. If correctly answered, the player becomes the new "It". If not, then the old "It" remains in place.

Game continues as number of questions, time, and attention span allow.

Optional TAKING IT TO OTHERS Activity: Quiz Questions

Have the children choose a few of the questions from the game to ask the parents/other children during TAKING IT TO OTHERS time. Help pre-readers by whispering the question in their ear and letting them ask it aloud to the parents/other children. Make sure you read the Bible verse aloud before you ask your questions.

Directions:

1. Write words to song in large print before class.
2. Play the song for the children, helping them follow along on the song sheet.
3. Discuss the song, using a few questions from the discussion sheet. *Don't use them all!*
4. Introduce sign language for key words of your choice from sign language sheet for your song. Use as few or as many as you think the children can learn.
5. Sing and sign the song. Sign language as well as large format lyrics and sheet music are found in the PFI Unit Songbook or online.
6. If desired, play the Song Game.

Optional TAKING IT TO OTHERS Activity: Presenting and Singing the Song

1. Sing and sign the song, encouraging the watching children/parents to join in.
2. Ask the class some of the questions listed below. The Bible Truth Connection Question is particularly good to help them understand how the song ties in with the Bible Truth.

Trust and Obey

Verse 2

Not a burden we bear, not a sorrow we share,
But our toil He doth richly repay;
Not a grief or a loss, not a frown or a cross,
But is blest if we trust and obey.

Refrain:

Trust and obey,
For there's no other way,
To be happy in Jesus,
But to trust and obey.

Listen to it on PFI ESV Songs 12, Track 14

Understanding the Song

1. What are the "burdens, sorrows and toil, grief, loss, frown, cross" the song is talking about? *This song is about the hard things in life that happen to us or people we love and how hard they are for us to deal with. "Burdens" and "toil" are things that are difficult things that we have to do. "Sorrows" and "frown" are sad things in our lives. "Loss" is losing someone/something we love; and "grief" is what we feel when we've lost it. It's the sadness we feel after something bad has happened, A "cross" is something hard that God has us suffer through for His good purposes, just like Jesus suffered and died on the cross for God's good purposes.*
2. Who is the "we" in this song? *Christians: people who have confessed their sins to God, turned from them and now trust in Jesus as their Savior, living their lives for Him.*
3. What will God do with every burden, sorrow and toil? *Richly repay them.*
4. How will God richly repay them, in money or something else? *He will bless them by using them for His glory and our good and the good of others. In heaven, He promises to give us even greater blessings that we cannot imagine.*
5. What does God want us to do as we go through these hard things? *Trust and obey.*
6. What does it mean to trust and obey? *To rest joyfully in who God is and have faith that He is perfect in what He has allowed to happen and has good purposes for what He has allowed. To obey means to keep doing the things that God wants His people to do: pray, rejoice in Him, love others, keep His laws, take comfort in His Word, etc.*
7. Why is it especially hard to keep trusting and obeying when hard things happen to us? *Because many times we don't understand God's good purposes in the hard things that happen and it is easy to start doubting that He knows best and stop doing the things He has told us to do.*

Bible Truth Connection Question

1. How does this song relate to our Bible Truth: **God's People Trust Him**? *God is the only one who perfectly knows and understand His plans. Many times God's people must trust Him and obey Him when there are many things they cannot understand. As hard as this may be at times, they know that because God is completely powerful, wise, good, and perfect in His timing, they can always trust that He knows best. This is the way to be "happy in Jesus."*

Story Connection Question

1. How does this song relate to the story? *Mary chose to trust and obey the Lord's command to take the good news of Jesus to all people, even the dangerous gangs of Dundee and the dangerous cannibals of Calabar. Mary did not worry even in the most dangerous situations, but trusted that the Lord would take care of her and do what was best as she kept obeying Him.*

Bible Connection Question

1. What does this hymn have to do with our Bible Verse: **Proverbs 3:5-6**: "Trust in the LORD with all your heart, and do not lean on your own understanding. In all your ways acknowledge him, and he will make straight your paths." *Many times it is very hard to trust God when we have to bear hard "burdens" or sorrows. Many times God's people do not understand why they have to go through them or what good thing God is doing through them. But God's people know that they do not have to lean on their own understanding. Instead, they trust in the LORD with all their heart and obey whatever it is they know He wants them to do. They can trust that God will make their paths straight: He will help them to obey Him and He will use everything they are going through for their good and His glory.*

Life Application Questions

1. How can God's people today be affected by the message of this song?

They can praise God for being completely worthy of their trust even in very hard times. They can ask Him to send His Holy Spirit to work in their hearts and help them keep on trusting and obeying Him, no matter what.

2. How can we become God's people? *By turning away from our sins and trusting in Jesus as our Savior.*

ACTS Questions

1. What is something we can praise God for from this hymn?

Praise God for being completely trustworthy.

2. What are sins we can confess to God from this hymn?

That many times we do not want to trust God or obey Him. We grumble and complain when we go through hard things instead of wanting God to work through them for His glory or our good.

3. What is something we can thank God for from this hymn?

We can thank God for using every single burden and sorrow that His people go through for their good and His glory.

4. What is something we can ask God for from this hymn?

That God would work in our hearts that we confess our sins, might turn from our sins and trust Jesus as our Savior. We can ask Him to send the Holy Spirit to work in our hearts to help us to trust Him and obey Him with every single burden we bear or sorrow we share.

Gospel Question

1. We are all sinners who have not trusted and obeyed God. What do we deserve? How can we be saved? What is the gospel?

God is the good Creator and King of the world. He made people to worship Him and live by His good laws. But we are all sinners who've rebelled against Him. We all deserve death--God's just, eternal punishment for our sins. How terrible! But God has good news for us. In His great mercy, God sent His Son, Jesus to earth as a man to save sinners. He lived the perfect life that pleases God. (He's the only one who's ever done that!) He offered it up to God His Father as the perfect sacrifice for sins when He suffered and died on the cross. Then, on the third day, Jesus rose from the dead in victory. He had fully paid for the sins of God's people, so they wouldn't have to! Now all who turn away from their sins and trust in Jesus as their Savior will receive forgiveness of sins and eternal life with God. They will be His very own special people who will know Him and enjoy Him forever. We can be God's people, too, if we turn from our sins and trust in Jesus as our own Savior.

Song Game: Mimic Me!

Materials

Sign Language
Song

Preparing the Game

None.

Playing the Game

1. Practice the song and signs until the children know them well. Choose a person to be the leader and let them decide upon an action for everyone to do as they sing the song, such as jump on one foot, etc.
2. Sing the song while doing the chosen action.
3. Select another child to be the leader.
4. If desired, you can choose a different action for different important words in the song, such as jump on one foot when you sing the word "grace", but clap your hands when you sing the word "Jesus". Ask the children the meaning of each of the words before adding in their action.

Game continues as number of questions, time, and attention span allow.

choose a FEW questions for discussion, then choose the game and/or music activity

Meditation Version: Proverbs 3:5-6

“Trust in the LORD with all your heart, and do not lean on your own understanding. In all your ways acknowledge him, and he will make straight your paths.”

Understanding the Bible Verse

1. What does it mean to trust in the LORD? *To have so much confidence in God's love, power, goodness, wisdom & timing in all things, that you can rest joyfully in Him, even in very hard times.*
2. What does is our “heart”? *This kind of heart is not the kind that beats. It is the part of you that thinks, feels, loves, and can know God.*
3. What does it mean to trust the LORD with all of your heart? *It means that you believe that the LORD will really do everything He has promised to do and you are going to live your whole life depending on Him and His promises. Because you trust Him with all of your heart, that changes the way you think and feel about things on the inside, and the way you act on the outside—even in very hard times.*
4. What does it mean to “lean on your own understanding”? *It means to depend only on what you know about something.*
5. What does it mean to acknowledge God in all our ways? *It means to remember that only God is completely good, wise, loving and powerful. Only He knows the reasons for everything that happens to us.*
6. Why should we acknowledge God in our ways rather than lean on our own understanding? *Because we are just humans and can't understand so many things. Only God knows enough to really understand what is best and is powerful enough to do it.*
7. What does it mean for God to make our paths straight? *It doesn't mean that He will make paths or roads that we walk on without curves. It means that He will show us what to do, even though we don't understand everything.*

Bible Truth Connection Question

1. What does this verse have to do with the **Bible Truth: God's People Trust Him?** *God's people are to keep trusting in the LORD and His good promises to them, even when it doesn't make sense. Many times their understanding of what they are going through will tempt them to not trust God, but they should keep trusting Him anyway. They can count on God to show them what they should do and guide them through His will.*

Story Connection Questions

1. What did Mary have to trust the Lord about, rather than lean on her own understanding? *That He would keep her safe even among the cannibals who had killed & even eaten the other missionaries; that He would protect her from other things like wild animals & diseases; that whether she lived or died, it would be according to His perfect wisdom and timing.*

Life Application Questions

1. What is something that you or someone you know has to trust God about right now? How could you encourage them to trust God instead of worrying?
2. What is the best first step in trusting God for all of us? *To turn away from our sins and trust in Jesus as our Savior.*

ACTS Questions

1. What is something we can praise God for from this Bible Verse? *Praise God for being always worthy of being trusted.*
2. What are sins we can confess to God from this Bible Verse?
That we are all sinners. We love to do things our own way. We love to trust in our own understanding. Too often we do not want to trust in God or do things His way. We deserve God's punishment! We need a Savior!
3. What is something we can thank God for from this Bible Verse?
We can thank God that when we trust in Him that He will show us what He wants us to do. We do not have to rely on our own understanding.
4. What is something we can ask God for from this Bible Verse?
We can ask God to work in our hearts that we would want to confess our sins, turn away from disobeying Him and trust in this wonderful Jesus as our own Savior. We can ask Him to fill our hearts with His Holy Spirit that we might trust in Him and not on our own understanding to show us what He wants us to do.

The Gospel

1. All people are sinners who deserve God's punishment for their sins. What do we all need to trust Jesus to do for us? What is the gospel?

God is the good Creator and King of the world. He made people to worship Him and live by His good laws. But we are all sinners who have rebelled against Him. We all deserve death--God's just, eternal punishment for our sins. How terrible! But God has good news for us. In His great mercy, God sent His Son Jesus to earth to save sinners. Yes, Jesus, the perfect Son of God, left His home in heaven and became a man. He lived the perfect life that pleases God. (He's the only one who has ever done that!) He offered it up to God His Father as the perfect sacrifice for sins when He suffered and died on the cross. Then, on the third day, Jesus rose from the dead in victory. He had fully paid for the sins of God's people, so they wouldn't have to! Now all who turn away from their sins and trust in Jesus as their Savior will receive forgiveness of sins and eternal life with God. They will be His very own special people who will know Him and enjoy Him forever. We can be God's people, too, if we turn from our sins and trust in Jesus as our own Savior.

Game: Scrambled Eggs

Materials

Bible Verse written up in large print so that all can see
Plastic Hollow Easter Eggs, 10 of one color for each team
Pen and paper
2 carpet squares or other base marker

Preparing the Game

1. Clearly print out the words to the verse on paper and cut it into 10+ sections. Number each section in sequence. Place each section in Easter eggs of the same color. Print out another copy of the verse, also numbered sequentially on another piece of paper. Repeat for each team.
2. Hide the eggs around the classroom. Place the two carpet squares down in opposite ends of the classroom.

Learning the Verse

Some or all of your children may be non- or early readers. Teach the verse in sections, having them say it after you. Repeat a few times. Add clapping or other movement as they say it.

Directions

1. If desired, lead the children in a discussion of a **FEW** of the most important questions before beginning game.
2. Explain the game to them as follows:
Have the children form two teams seated at their bases. Give each team a written out copy of the verse and place it on their base. Assign each team a particular color of Easter egg and tell them that pieces to the verse are hidden in eggs around the room. They are to find all their eggs, remove the verse section from the egg and put it in order. They can use the copy of the verse (and numbers on each section—especially helpful for pre- and early readers) to help them put it in order. The first team to find all the verse, put it in order and recite it as a group wins.

Game continues until all the eggs have been found or as time allows.

Non-competitive Option

Don't split the children into teams. Use any color Easter egg for the pieces of the verse. Hide them around the room. Have the children take turns finding an egg and bringing it back to the group. Have the child open the egg and read (or have you read) the word/s on the piece of paper. Stick them in place on the copy of the verse. If desired, have the children say the verse each time before each "hunt", reinforcing the verse.

Optional TAKING IT TO OTHERS Activity: Quiz Questions

Have the children choose a few of the questions from the game to ask the parents/other children during TAKING IT TO OTHERS time. Help pre-readers by whispering the question in their ear and letting them ask it aloud to the parents/other children. Make sure you read the Bible verse aloud before you ask your questions.

Directions:

1. Write words to song in large print before class.
2. Play the song for the children, helping them follow along on the song sheet.
3. Discuss the song, using a few questions from the discussion sheet. *Don't use them all!*
4. Introduce sign language for key words of your choice from sign language sheet for your song. Use as few or as many as you think the children can learn.
5. Sing and sign the song. Sign language as well as large format lyrics and sheet music are found in the PFI Unit Songbook or online.
6. If desired, play the Song Game.

Optional TAKING IT TO OTHERS Activity: Presenting and Singing the Song

1. Sing and sign the song, encouraging the watching children/parents to join in.
2. Ask the class some of the questions listed below. The Bible Truth Connection Question is particularly good to help them understand how the song ties in with the Bible Truth.

Trust

Trust in the LORD,
Trust in the LORD,
Trust in the LORD with all your heart,
And do not lean,
And do not lean,
On your own understanding,
In all your ways, acknowledge Him,
In all your ways acknowledge Him,
And He will direct your paths,
And He will direct your paths.
Proverbs Three, five and six.

Listen to it on PFI ESV Songs 12, Track 16

Song Game: Word Take Away

Materials

Sign Language Signs and Song
White board and marker
Eraser

Preparing the Game

1. Write the words to the song on a white board.

Playing the Game

1. After children have learned the song and signs well, then tell the children that you are going to leave out words from the song (that you've learned signs for) and just do the sign in its place.
2. Have the children help you choose a word to take out. Erase the word from the board. Review the sign the for erased word.
3. Sing the song, trying to remember to NOT sing the word and do only the sign.
4. Continue to take out words until all of the words (with signs) have been taken out.

Game continues as number of questions, time, and attention span allow.

STORY REVIEW

Directions: Read and discuss Bible Truth, using a FEW of the questions. Play game. Feel free to modify the game to fit your children.

General Story Questions

1. Why did Mary have to leave school and start working at the factory? *She was the only one in her family who could work. Her mother had just had a baby; and many other children to care for; her father was a drunk..*
2. What did Mary decide to do that would prepare her to go to Calabar, if she ever got to? *Teach herself the Bible and other things she would need to study. Go to the most dangerous part of Dundee and tell those people about Jesus.*
3. Why did Mary choose the most dangerous part of Dundee? *Because it would be the most like going to dangerous Calabar and because most other Christians would not dare to go to tell those people about Jesus.*
4. What did the gang leader do to Mary to scare her away? *Twirled a heavy piece of lead near her head. How did Mary use the gang leader's threat to tell them about Jesus? She bargained with him that if she didn't flinch then they would have to come to church with her.*
5. How did the Lord bless Mary's bravery with the gang? *They came to hear about Jesus and many became Christians.*
6. What difficult things did Mary find in Calabar? *Mosquitoes carrying deadly malaria; attacking leopards and lions; elephants that trampled people. Witch doctors and cannibals.*
7. Why did most missionaries not want to go inland in Calabar? *The people were even more vicious. They feared for their lives.*
8. What happened to Mary and her children when they went up river? *An angry hippo attacked them but she through a pot in its mouth and stopped it.*
9. How did the Lord use Mary's bravery to establish her in Chief Edem's village? *He admired her bravery, that was rooted in her trust in God.*
10. What things did Mary do in Chief Edem's village? *Tell them about Jesus, treat their diseases, give advice*
11. Why did the messengers want Mary to go to their village? *Chief was deathly sick and many men would die, if he died.*
12. Why did Chief Edem and Ma Eme tell her not to go? *The tribal peoples or the wild animals would kill her.*
13. What hardships did Mary have to endure on her trip to the sick chief's village? *Her boots became so soaked with water that she threw them away and kept on walking through the muddy jungle bush in bare feet. The rain chilled her body and soon Mary was sick with a terrible fever and headache. It took every ounce of strength she had to not give up, but keep moving her trembling, weak body forward to the village where the dying chief lay.*
14. What did the people want to know when the chief got better? What did Mary tell them? *"Where does your power come from?" She came to tell them about Jesus Christ, the Great Physician, Savior, and Son of God; and His Father, God, who made all things.*
15. How many years did Mary live in the jungle and how many did the others think she would probably live? *38 years; they thought she would be killed quickly.*
16. Why didn't Mary die, even though she faced all the dangers they warned her about? *Because she trusted the Lord and knew that He would lead her. She would only die in His perfect timing.*

Bible Truth Connection Questions

1. What does this story have to do with our Bible Truth: God's People Trust Him? *Mary Slessor trusted God again and again with her life as she courageously chose to fight off dangerous animals, diseases and cannibals to tell the people of Calabar about Jesus.*

Bible Verse Connection Question

1. What does the story have to do with our Bible Verse: **Proverbs 3:5-6**: "Trust in the LORD with all your heart, and do not lean on your own understanding. In all your ways acknowledge him, and he will make straight your paths.?" *Mary had to trust the Lord about, rather than lean on her own understanding. She had to trust that He would keep her safe even among the fierce tribes of people who had killed the other missionaries; that He would protect her from other things like wild animals and diseases; that whether she lived or died, it would be according to His perfect wisdom and timing.*

Life Application Questions

1. Are there still places in the world that need to hear about Jesus? *Yes!*
2. Who will go today to reach these peoples with the good news of Jesus? *God's people today, maybe even you and me!*
3. Why is it so important that Christians tell others about Jesus? How will they be saved from the punishment that they rightly deserve for their sins if no one tells them? *And, because Jesus commanded His people to go into every part of the world and tell them about salvation through Him. Also, because God has planned for His people to be from every people on earth. Spreading the good news of Jesus brings honor and glory to God's great name.*
4. What is the first step God calls us all to take in trusting Him? *To turn away from our sins and trust in Jesus as our Savior.*

ACTS Questions

1. What is something we can praise God for being that we learned in our story? *Praise God for being the Protector and Sustainer of His people. They can even survive in the most dangerous parts of the world because God will protect them and sustain them according to His perfect will.*
 2. What is something we can confess as sin that we learned in our story? *Confess that we, like the people of Calabar and all other people, deserve God's punishment. We all need to confess our sins to Him and ask His forgiveness! We need a Savior!*
 3. What is something we can thank God for that we learned in our story? *We can thank God giving His people the strength, love and courage to care for people and tell them about Jesus, even in the hardest of situations.*
 4. What is something we can ask God for that we learned in our story? *We can ask God to work in our hearts, helping us to confess our sins, turn away from them and trust Jesus as our own Savior. We can ask Him to make us like Mary: willing to go to even very dangerous places to tell others about Him.*
- Playing the Game: Use the same questions in your story review game as you used in your discussion.*

The Gospel

1. What was the good news of Jesus that Mary risked her life to tell others? What is the gospel? *God is the good Creator and King of the world. He made people to worship Him and live by His good laws. But we are all sinners who have rebelled against Him. We all deserve death--God's just, eternal punishment for our sins. How terrible! But God has good news for us. In His great mercy, God sent His Son Jesus to earth to save sinners. Yes, Jesus, the perfect Son of God, left His home in heaven and became a man. He lived the perfect life that pleases God. (He's the only one who has ever done that!) He offered it up to God His Father as the perfect sacrifice for sins when He suffered and died on the cross. Then, on the third day, Jesus rose from the dead in victory. He had fully paid for the sins of God's people, so they wouldn't have to! Now all who turn away from their sins and trust in Jesus as their Savior will receive forgiveness of sins and eternal life with God. They will be His very own special people who will know Him and enjoy Him forever. We can be God's people, too, if we turn from our sins and trust in Jesus as our own Savior.*

Game: Four Corners

Materials

Red and Green Construction paper
 2 rulers
 4 Large pieces of paper and a Marker
 Masking Tape
 Four small pieces of paper
 Cup or bag
 Story Review Questions
 Optional: Team Pennies to differentiate each team

Preparing the Game

1. Make up story review questions that answer the questions: Why? What? How? What would you do? You will want to have 20+ questions. Many of the Story Review Discussion Questions can be modified to fit one of these four questions.
2. Make a stop sign and a green light out of the red and green construction paper and tape them each to the end of a ruler.
3. Make four signs out of the paper: Why? What? How? What would you do? Tape these signs in 4 different locations, such as corners of the room.
4. Write these 4 names also on four small pieces of paper of equal size and place in the cup/bag.

Playing the Game

Divide the children into two teams. At the leader's signal, all the children will run to one of the four signs and place their hand on it or near it. When leader yells "Freeze" then the children must stay at their station. The leader then pulls one of the pieces of paper out of the cup and asks the children at that particular station a Story Review question. If they get it right, then they gain as many points as children from that team who were at that station. Play then resumes again.

Game continues as number of questions, time, and attention span allow.

Non-competitive Option

Don't split into teams. Simply ask the children at the particular station the question and let them work together to answer it.

Optional TAKING IT TO OTHERS Activity: Quiz Questions

Have the children choose a few of the questions from the game to ask the parents/other children during TAKING IT TO OTHERS time. Help pre-readers by whispering the question in their ear and letting them ask it aloud to the parents/other children.

CASE REPLAY ACTIVITIES

Use this guide to review the Case Story and act it out for others to enjoy!

CASE REPLAY, JR: YOUNGEST CHILDREN

Description: The children will act out the story together, everyone doing the same action/sound effect at the same time. This activity is most suitable for kindergarteners.

Materials

The Case RePlay, Jr. script for younger children

Preparation

1. Read through the script and write in the blanks along the side possible actions/sound effects the children could do to act it out.

Instructions

1. Tell the children that they will be re-enacting the story together as you tell it.
2. As you read the script, lead the children in actions/sound effects to do with you.
3. If desired, you can read the script and stop at certain sentences and ask them what a good action/sound effect would be to act out what you just read.
4. Repeat the re-enactment one or two times more.

CASE REPLAY, SR: OLDER CHILDREN

Description: The children act out the story as a three-scene play. You will narrate it using the Case RePlay, Sr. script and they will act it out (no spoken words, for the most part), with each child assuming a different character's role. This activity is most suitable for first grade and up. You will review the story, then practice it a few times before performing it for others.

Materials

The Case RePlay, Sr. script

White board or other large format paper

Costumes and props

Preparation

1. Prepare for the play by choosing costumes and props for each character in the story. Decorate the area with any scenery props.
2. Write the words "Beginning," "Middle," "End" on a large piece of paper/whiteboard with plenty of space under each heading. You will use this paper to help the children think about the story as a three-scene play, as it is presented in the script.

Instructions

1. Tell the children that they will get to act out the story as a three-scene play, with a beginning, middle and end section. Tell them that before they can act it out, they need to think it out. as you narrate it with your script.
2. Take the children's answers as they recount the story, helping them put key incidents in the right order.
3. If desired, when they have filled in their Beginning, Middle, End, read through your whole (real) script, so they hear exactly what you will have them act out.
4. Then tell the children that it's time to practice acting out the story.
5. Assign parts to each child. If you are using costumes, do NOT give them out at this point. They will be a distraction.
6. Have all the children sit on the floor or in chairs on one side of the "stage," then call the characters up in place as their part in the story comes.
7. As you read the script, guide the children in where you want them to move or do to act it out.
8. After going through the whole script once, give out any costumes and props and act out the script once or twice more.

Optional TAKING IT TO OTHERS Activity: Re-enacting the Story

Read the script as the children act out together (younger) or assuming different roles (older) as the other children or the parents watch.

CASE REPLAY, JR--YOUNGER KIDS (KINDERGARTEN) P.2

Welcome to our play! The name of our story is: The Case of the Impossible Task.

Our story starts out in Dundee, Scotland in the 1870's.

And now we present: "The Case of the Impossible Task."

Scene 1:

Fourteen-year-old Mary Slessor worked long, ten-hour days over a loom to make money to keep the rest of her family alive. Her father was a drunk and her mother was home with six children, including a newborn. Mary dreamed of going to Calabar to tell others about Jesus, but she knew she must stay and help the family. She decided to prepare anyway by teaching herself as she worked on the loom; and, by going to the most dangerous people in Dundee to tell them about Jesus. One night the leader of a gang threatened to hit her in the head with a heavy piece of lead tied to a rope. Mary bargained with him that if she did not flinch that he would have to come to church with her. Mary did not flinch, and the gang leader and the gang went to church. Many became Christians.

Actions:

Scene 2:

After a few years, Mary got to go to Calabar. She found that life was dangerous, with crocodiles, lions, and elephants, and disease-carrying insects. The people were fierce warriors who did not want to hear about Jesus. Mary wanted to go inland up the Okoyong River to tell the even fiercer people there about Jesus. She and her five, adopted children paddled up the river, even chasing off a hippo by throwing a pot down its mouth. Chief Edem welcomed her for her bravery and she began to tell them about Jesus, healed treated their sicknesses, and gave them godly advice.

Scene 3:

One day a messenger from another village begged Mary to come treat their chief who was dying and keep many men from being killed. Even though Chief Edem and Ma Eme warned against it, Mary trusted the Lord. She walked miles through the jungle in rain and deep mud. At last she arrived at the village, but she was very sick. She healed the chief and the other men lived. She told them that she had come to tell them about Jesus and His Father. God protected Mary for thirty-eight long years in the jungle, trusting in Him, and telling others about Him.

Bible Truth Tie-In:

The Bible Truth we are learning is: **God's People Trust Him.** Mary Slessor trusted God again and again with her life as she courageously chose to fight off dangerous animals, diseases and cannibals to tell the people of Calabar about Jesus.

CASE REPLAY, SR--OLDER KIDS (1ST GRADE AND UP) P.3

Welcome to our play! The name of our story is called: The Case of the Impossible Task.

Our story starts out in Dundee, Scotland in the 1870's.

The characters in our story are: Mary Slessor; Her parents, brothers and sisters; Rough gang members; Missionaries; Mary's adopted children; Chief Edem and Ma Eme; Fierce warriors; The sick chief at the other village; villagers; and the messengers.

And now we present: "The Case of the Impossible Task."

Scene 1: (Beginning)

Fourteen-year-old Mary Slessor worked long, ten-hour days over a loom to make money to keep the rest of her family alive. Her father was a drunk and her mother was home with six children, including a newborn. Mary dreamed of going to Calabar to tell others about Jesus, but she knew she must stay and help the family. She decided to prepare anyway by teaching herself as she worked on the loom; and, by going to the most dangerous people in Dundee to tell them about Jesus. One night the leader of a gang threatened to hit her in the head with a heavy piece of lead tied to a rope. Mary bargained with him that if she did not flinch that he would have to come to church with her. Mary did not flinch, and the gang leader and the gang went to church. Many became Christians.

Scene 2: (Middle)

After a few years, Mary got to go to Calabar. She found that life was dangerous, with crocodiles, lions, and elephants, and disease-carrying insects. The people were fierce warriors who did not want to hear about Jesus. Mary wanted to go inland up the Okoyong River to tell the even fiercer people there about Jesus. She and her five, adopted children paddled up the river, even chasing off a hippo by throwing a pot down its mouth. Chief Edem welcomed her for her bravery and she began to tell them about Jesus, healed treated their sicknesses, and gave them godly advice.

Scene 3: (End)

One day a messenger from another village begged Mary to come treat their chief who was dying and keep many men from being killed. Even though Chief Edem and Ma Eme warned against it, Mary trusted the Lord. She walked miles through the jungle in rain and deep mud. At last she arrived at the village, but she was very sick. She healed the chief and the other men lived. She told them that she had come to tell them about Jesus and His Father. God protected Mary for thirty-eight long years in the jungle, trusting in Him, and telling others about Him.

Bible Truth Tie-In:

The Bible Truth we are learning is: **God's People Trust Him.** Mary Slessor trusted God again and again with her life as she courageously chose to fight off dangerous animals, diseases and cannibals to tell the people of Calabar about Jesus.

A Pot in the Hippo's Mouth

Description

The children will make a hippo puppet out of a brown lunch bag and a small "pot" to thrust down its mouth.

Materials

- 1 lunch bag per craft
- Templates of hippo body parts
- White paper, preferably card stock
- Markers and/or colored pencils
- If desired, a wire twisty tie per craft (handle for the pot)
- Glue sticks
- Scissors
- 1 Nut/Candy cup per craft (as shown to the right)



Preparing the Craft

1. Print out the hippo parts onto card stock and cut out (at least for youngest children).
2. Place lunch bag on table, bottom part at the top and folded side up. Flip the fold over, revealing the bottom side of the fold. Take scissors and snip hole big enough to fit the nut cup through, about 2" from top of flipped up fold. Repeat for each bag.
3. Set out decorating supplies.
4. Make a sample for the children to see.

Making the Craft

1. Show children your sample.
2. Have the children color in their hippo pieces.
3. Color in the pots (black for cast iron, if desired).
4. Add the handle to the pots by poking each end of the twisty tie into opposite sides of the nut cup and twisting each end around itself.
5. Place lunch bag on table, bottom part at the top and folded side up. Glue the hippo mouth to flap part of bag. Flip over fold and glue top piece of open mouth to underneath side of the fold, above the throat hole. Glue body to lower part of bag, lining up the two parts of the open mouth and being sure to leave the throat opening in the bag free.
6. Have children put bag on one hand and practice opening the mouth and putting the pot in the hole.

Optional TAKING IT TO OTHERS Activity: Craft Presentation

If you are presenting the craft to other children or parents the children can hold up their crafts (or your model craft) and read their Bible Truth Connection answers to explain the importance of the craft.

CASE CRAFT**Discussion Guide****Instructions:**

As the children are settled into making their craft, ask them these questions to help them understand the craft's significance. Use the answers provided to guide the children's answers.

Discussion Questions

1. Where did Mary and her children decide to go?
Inland, up the river.

2. What was so dangerous about the river? *There were angry hippos in it that could easily sink the boat and kill them all.*

3. What did Mary do when an angry hippo attacked her boat? Why did she do this?
She did not turn around and go back to safety. Instead, she threw a pot down its mouth and made it go away. She was willing to do just about anything to get up the river to tell the peoples living there about Jesus.

4. What is Bible Truth that we are learning?
God's People Trust Him.

5. What does our craft have to do with our Bible Truth: God's People Trust Him?
Many missionaries did not dare go up the river because of the dangerous hippos and the even more dangerous people, but Mary chose to trust God with her life. She trusted Him to help her through whatever dangers she faced.

6. What can our craft help us remember?
God's people can trust Him to help them through even very dangerous situations He calls them to live in. He will always do what is good for them and for His glory. They can trust that!

TAKING IT TO OTHERS**Craft Presentation****Instructions:**

Have children hold up your model craft/their crafts. Choose five children (or you say) the five sections below to explain the craft's importance.

Presentation:

1. Our craft is: A Pot in the Hippo's Mouth.



2. On a river in Calabar, Mary Slessor did not turn around and give up when an angry hippo attacked but made him go away by throwing a pot in the hippo's mouth. She was willing to do just about anything to get up the river to tell the peoples living there about Jesus.


3. Our Bible Truth is: God's People Trust Him.

4. Many missionaries did not dare go up the river because of the dangerous hippos and the even more dangerous people, but Mary chose to trust God with her life. She trusted Him to help her through whatever dangers she faced.

5. Our craft can help us remember that God's people can trust Him to help them through even very dangerous situations He calls them to live in. He will always do what is good for them and for His glory. They can trust that!

Note: Even non-readers can participate in presenting the craft, if you will whisper what they are to say in their ear and let them say it aloud for the others to hear.





BEFORE CLASS:**1. PICK YOUR PERSON**

VIPPs can be anyone in your church! Typically, they fall into 6 categories: Church staff, Elders, Deacons/deaconesses, Special Volunteers (people who aren't paid, but spend a lot of time helping out in particular ways), Supported Workers (aka missionaries), and Church Members.

2. GATHER YOUR FACTS

Use the VIPP Information Sheet to write down the facts about your VIPP. The information on this worksheet is used in the VIPP activities, listed in the "Choose an Activity" section below.

DURING THE ACTIVITY:**1. INTRODUCE YOUR VIPP**

Introduce your VIPP to the children, using the VIPP Information Sheet. Fill in a set of VIPP Clue Cards with the information for your VIPP. If desired, you can even have the actual person come into class for the children to meet.

Need help describing what someone does for the church in a kid-friendly way? Check out the list of common VIPPs on the Praise Factory website in the PFI resources. There are lots of kid-friendly descriptions for common VIPP's, such as pastors, elders, deacons and a lot more.

2. PRAY!

Lead the children in praying for the VIPP. Ask the children if they would like to pray for one of the VIPPs prayer requests. Even non-readers can pray for the VIPP if you whisper the prayer request in their ear, then let them say it aloud. Never force a child to pray!

3. CHOOSE AN ACTIVITY

There are two activities you can use to help the children learn about the VIPP:

VIPP Clue Cards: These are nine coloring sheets in which children fill in the nine things they learn about the VIPP from the VIPP Information Sheet. Photocopy a set of each child. Use as few or as many of these Clue Cards as you desire. They are found in the back of this book.

VIPP Game: This is a game that uses a set of Clue Cards for one or two VIPPs.

Choose a VIPP and fill in his/her information on the VIPP Information Sheet. Fill in a set of VIPP Clue Cards with the information for your VIPP. Tell the children about the VIPP, having them fill in the VIPP Clue Cards with the key facts as they learn them. Write any words the children need to write on a white-board or other piece of paper so they can see how to spell them. Help younger children write these words on their clue cards. Ideas for how to tell the children about many common VIPPs are listed at praisefactory.org with the resources for this Bible Truth.

Optional TAKING IT TO OTHERS Activity: Introduce and Pray for the VIPP

If you are presenting the VIPP to other children or parents you can assign children to hold up the 10 clue cards and say what each card tells about the VIPP. (Or, you can have the children hold them up as you tell what each one means.) Then lead the children in praying for the VIPP.

Game: Picture Run

Materials

Information for two VIPPs

2 Sets of Clue Cards

Tape

Different color construction paper for each picture.

Preparing the Game

1. Fill in one set of clue sheets for each VIPP you are using.
2. Put all the Clue Cards in a bag, except for the ones with the names and pictures of the VIPPs.
3. Use tape to put up the pictures of each VIPP on a piece of construction paper. Tape each up in a different location/wall around the room.

Playing the Game

Reveal: Tell the children about the VIPPs, showing them your filled-in clue cards as you tell about them.

Review: Put the Clue Cards for the VIPPS put in a bag. Mix up. Have children stand together in middle of the room. Tell them that you will pull out a clue card, show it to them, and they are to run to the picture of the person who it belongs to. Give them the answer after everyone has run to their guessed person. Continue until all clues have been used up. (If you have a slick floor, you may want to avoid running. Make it fun by giving them a different way to go to each picture, such as skip or hop.)

VIPP INFORMATION SHEET

VIPP NAME:

WHAT VIPP LOOKS LIKE

Man or Woman? _____

Hair color? _____

Eye color? _____

FAVORITE ANIMAL

FAVORITE FOOD

FAVORITE FREE TIME ACTIVITY

WHAT VIPP DOES DURING WEEK

VIPP GROUP OF SERVICE:

Church Member

Deacon

Elder

Church Staff

Special Volunteer

Supported Worker
(Missionary)

3 WAYS VIPP SERVES CHURCH

3 WAYS TO PRAY FOR THE VIPP

BIBLE TRUTH 4, LESSON 3: PLANNER/OVERVIEW

GETTING STARTED: Welcome and Opening Songs (*introduce unit and get kids moving with these songs*)

Welcome to Praise Factory: PFI: Praise Factory Investigators Theme Song *PFI ESV Songs 12, Track 1*

Rules to Help Us Worship God and Love One Another: WoGoLOA Classroom Rules Song
PFI ESV Songs 12, Track 2

Big Question Under Investigation: Big Question 12 Songs *PFI ESV Songs 12, Tracks 3,4*

Big Question Bible Verse: Ephesians 5:1-2 Song: *PFI ESV Songs 12, Track 5*
Extra Bible Verse Song: Let Everyone Who Names the Name: 2 Timothy 2:19,22, ESV PFI ESV Songs 12, Track 6

DIGGING DEEP DOWN: Key Concept and Story (*introduce the Bible Truth and tell the related story*)

Bible Truth 4: God's People Trust Him

Bible Truth Hymn: Trust and Obey, v.2 *PFI ESV Songs 12, Track 14*
Extra Song: Walk by Faith PFI ESV Songs 12, Track 15

Bible Verse: Proverbs 3:5-6

Bible Verse Song: Trust *PFI ESV Songs 12, Track 16*
Extra Bible Verse: Trust in the LORD Proverbs 3:5-6, ESV PFI ESV Songs 12, Track 17
Extra Bible Verse: May the God of Hope: Romans 15:13, ESV PFI ESV Songs 12, Track 18

Lesson 3 Old Testament: The Case of the Put-off Promise
Genesis 11:26-12:9; Joshua 24:2; Acts 7:2-5; Hebrews 11:8; Daniel 1,6

TAKING ACTION: Response Activities (*choose from among these activities*)

Snack and Discussion Planner: Abram and the Altar to the Lord

ACTS Prayer: Prayer Sheet

Bible Truth Review: Discussion Questions and Game: Forceball

Bible Truth Hymn: Trust and Obey, v.2 *PFI ESV Songs 12, Track 14*
Song, Sign Language and Song Game: Word Take Away **PFI ESV SONGS 12 BOOK or ONLINE**

Bible Verse Review: Proverbs 3:5-6 Discussion Sheet and Game: Ball Circle Toss

Bible Verse Song: Trust Proverbs 3:5-6 *PFI ESV Songs 12, Track 16*
Song, Sign Language and Song Game: Big Voice, Little Voice **PFI ESV SONGS 12 BOOK or ONLINE**

Story Review: Discussion Questions and Game: Forceball

Case Replay, Jr: Drama Activity for Youngest Children (children do same story actions together)

Case Replay, Sr: Drama Activity for Most Children (children re-tell story with individual parts)

Craft: An Altar to the LORD

VIPP (Very Important Prayer Person) Prayer Time: Coloring Sheets (back of book) and Game: Stop and Go

TAKING IT HOME: Take Home Sheet for Review and Family Devotions

PFI Pronto: Bible Truth 4, Lesson 3 **PFI ESV PRONTOS 12 BOOK or ONLINE**

The Case of the Put-off Promise *Genesis 11:26-12:9; Joshua 24:2; Acts 7:2-5; Hebrews 11:8; Daniel 1,6* by

Our story is: The Case of the Put-off Promise. As you listen to the story, see if you can figure out:

1. Who was given big promises? What were these promises?
2. What did the man do when the promises were put-off? Did the promises ever come true?

It takes place early in Old Testament times, about two thousand years before Jesus lived on earth. It starts out in Ur, a city far to the southeast of Israel.

“Ur!” you might think, “What a weird name! Who’s ever heard of that place?”

Well, maybe Ur might not mean much to us these days; but, 4000 years ago, Ur was like the New York City of the world. It was the capitol of Sumer. The king and a half million people lived and worked within the seventy-five-foot thick walls of this busy city. With fabric and pottery factories; international shipping and trade; schools and universities; and lots of markets, there was plenty work for everyone. Ships would dock in its harbor, full of the newest, most unusual things from around the world. Craftsmen would make the most beautiful jewelry of gold and silver. Ladies wore long dresses of fine linen. The men wore long, pleated kilts of wool. Many people lived in fine houses and ate delicious food. Life was good in Ur—it was the best in the world back then.

But to the people of Ur, the most important thing in the whole city was the giant temple of the Moon God, Nannar. They believed Nannar controlled everything that made life good: rich crops, and lots of animals and children.

As you can imagine, the people of Ur felt they should do whatever they could to keep Nannar happy so he would keep blessing them with good things. So, they built him an enormous, 70-foot ziggurat temple out of clay bricks. It had three different-sized levels, each painted a different bright color. Beautiful gardens grew on its walls with blooms trailing all down its sides.

The bottom level was bigger than a football field. The top level was much smaller, but it was most important of all. For on it sat the shrine to Nannar. Here Nannar’s priests, priestesses, and musicians led worship to him: “Father Nannar, moon god, prince of the gods,” they would pray, “You are maker of gods and men. You give

them homes and all that is good, you make living things grow. We praise you!” (paraphrased from “Hymn to Nannar,” Dawn of Civilization 654) They led colorful parades and festivals in his honor; but also did many sinful things that they thought pleased him. If Nannar really was the one who made them all so rich, then the people of Ur wanted to do whatever it would take to keep him happy.

Terah and his sons, Haran, Nahor, and Abram, certainly wanted to keep Nannar happy. He and his family had lived in Ur for years and had become very rich and important merchants there. If Nannar really was in charge of making everything rich, then Terah and his sons owed him a lot!

But one day, Terah’s son, Abram stopped worshipping Nannar. There was another god, unlike Nannar or any other god that anyone in Ur had ever heard of. And this God—the LORD-- had made a glorious appearance to Abram!

The LORD said to Abram: “Leave Ur, your relatives and your father’s house. I will take you to a new land. I will make you into a great nation and will bless you. I will make your name great. All peoples on earth will be blessed through you,” He promised.

Abram was amazed! This God who appeared to him was nothing like Nannar! He was so alive, so good, so powerful, so holy and glorious. This God was the one, true God. Nannar was nothing!

And, oh, what blessings this true God made him! “I will make you a great nation....I will bless you...I will make your name great...all peoples on earth will be blessed through you!” the LORD had promised him.

But, oh, what sacrifices Abram would have to make to follow this true God and receive those blessings! It

Story-telling Tips

Ahead of time:

1. Read the Bible verses and story. Pray!
2. Create story cue cards on index cards (or highlight text).
3. Practice telling story dramatically, timing your presentation. Shorten, if necessary to fit your allotted time.
4. Decorate area with story props that help bring your story alive.

During your presentation:

1. Maintain as much eye contact as possible as you tell the story. Point to/use props at important points in the story. Include the kids in your story with a few questions about what they think will happen or words/concepts that might be new to them.
2. Watch the kids for signs that their attention span has been reached. Shorten, if necessary.

wouldn't be enough for Abram to just stop worshipping Nannar. The LORD was telling Abram to leave everything and follow Him to some new land. That was scary!

Leave the big city with its safe seventy five foot thick walls...and the best of everything for Abram to enjoy? Leave his fine house and have to camp in tents? Go on some dangerous roads where robbers might wait to steal their things and kill them? Leave his family, the only people on earth he could count on to help him? Why, no citizen of Ur was even allowed to move away from Ur without special permission of the king! Abram would even have to figure out how to leave Ur!

This God was asking Abram to love Him more than anything else! Abram would have to trust Him completely, if he were to obey Him. Could he really trust this God to take care of him completely? God gave Abram faith to believe that He could.

"Yes, God, I will trust in You," Abram said to the Lord. "Yes, I will stop worshipping Nannar and worship You. I will give up everything and follow You. And I will trust You to take care of me and help me to do whatever You want me to do," he prayed.

The LORD proved Himself worthy of Abram's trust. He gave Abram's father, Terah, the desire to more from Ur, too. And while most people in Ur would have been refused permission to leave, Terah was important enough to get the special permission from the king they needed to leave Ur. They loaded up donkeys with their belongings, gathered their flocks of sheep and goats together, said goodbye to the rest of the family and set off.

As they walked out down the road into empty wilderness, did Abram ever look back to take a last glimpse of Nannar's great ziggurat and doubt what he was doing? That night when they slept out in tents and ate food cooked over an open fire did Abram ever long for the beautiful home and fine food of Ur they left behind? After all, Abram had nothing but God's word to trust in. He didn't know to what place the LORD was taking him or when he'd get there. He didn't know how the LORD would bring about all He promised him, but God gave Abram faith. "I will trust in You. I will leave my country and my people. I will trust You to take care of me, and help me do whatever You want me to do," he

kept believing.

Terah and Abram traveled on and on until they came to the city of Haran, a favorite trading post for merchants traveling between Egypt and Ur. Terah was excited to be in Haran. The area around Haran was good for grazing flocks and there were plenty of other merchants to do business with. Best of all, the people of Haran were worshipers of Nannar, the Moon God. There was a temple to Nannar where Terah could make offerings to him again.

Terah was tired of traveling. "I am stopping here, Abram," Terah said. "Haran is my new home. I'm not going on to Canaan with you."

What should Abram do? He still felt the LORD calling onward to the place He had promised him. Haran was not to be his home; yet, what about his father? He was already 145 years old. Wouldn't a good son stay to care for him?

But Abram remembered the LORD's words to him: "Leave your country, your relatives and your father's house and go to the land I will show you..." Following this God meant giving up everything, even his father! Could he really do that?

God gave Abram faith. "I will trust in You. I will leave even my father. I will give up everything and follow You. I will trust You to take care of me and help me to do whatever You want me to do," he kept believing. So Abram said goodbye to his father and left Haran.

Through wilderness, mountains and valleys, Abram traveled hundred of miles. At last Abram came to the top of the last mountain, and looked down upon green valleys and rolling hills. Could this be Canaan?

Abram got his answer as he traveled across those hills and valleys and came to the town of Shechem. Yes, this beautiful land was Canaan, all right! And it was filled with more than beauty. It was filled with Canaanites! If this was the land the Lord was giving Abraham, someone needed to tell that to the Canaanites! They certainly didn't seem ready to just hand it over to Abram. This was their land! Not Abram's. They worshiped their gods, not the Lord! That was clear enough when Abram walked outside of town to the giant oak tree called Moreh. Here the Canaanites had placed carvings of their idols and made offerings to them there.

He had obeyed the LORD. He had traveled to Canaan. But now what?

Suddenly the LORD appeared to Abram said, "I will give this land to your family!"

He was promising to get rid of the Canaanites and their idols and give the land to his family! That sounded almost too hard to believe; yet, the LORD gave Abram faith to trust Him.

Right there next to Moreh, in front of the Canaanites and their idols, Abram built an altar to the Lord, offered a thank offering and worshiped Him:

"You are God and I will trust in You," Abram prayed. "I don't know how You will give this land filled with Canaanites and idols to my offspring, but I will trust that You will take care of me and will fulfill Your promises to me."

Cracking the Case:

It's time to answer our Case Questions.

1. Who was given big promises? What were these promises?

Abram. That he and his family after him would be given the land of Canaan. That through his family, the whole world would be blessed.

2. What did the man do when the promises were put-off? Did the promises ever come true?

Abram kept believing that God would answer these promises. Abram did not receive any of the land as his own while he lived. He did not see the great blessing that would come to all the world through his family, either. But, both of these promises did come true. His family grew to become the nation of Israel and they lived in Canaan. And through Abram's family came Jesus, the Savior of all of God's people.

Something For You and Me

Our Bible Truth is: God's People Trust Him

Our Bible Verse is: Proverbs 3:5-6

"Trust in the LORD with all your heart, and do not lean on your own understanding. In all your ways acknowledge him, and he will make straight your paths."

Abram gave up everything and trusted God. But do you know that Abram died before he saw any of the promises come true? Not even a foot of the ground of Canaan had become his when he died. Even so, Abram died trusting that He would make them come true in

His perfect wisdom and timing.

Abram was right to trust the LORD because He was true to every one of those promises. He made Abram's children into the nation of Israel. He made Abram's name so great that he is still one of the most famous people in the world. And best of all, the LORD has blessed all nations of all times and places through Abram, by sending Jesus, who was the great, great, great, great, etc. grandson of Abram.

What about you and me? God has given us amazing promises that we can trust, too. He promises to make us His people when we turn away from our sins and trust in Jesus as our Savior. And as His people, He promises to take care of us every day of our life here on earth, then one day take us to life with Him forever. That will be best of all!

What will we do with these promises? Will we trust in them and follow the LORD as Abram did? I hope so. Let's praise this God who is always trustworthy. Let's ask Him to help us trust Him with our whole life.

Close in prayer.

Closing ACTS Prayer

A God, we praise You for being completely trustworthy.

C God, we confess that many times we do not trust You as Abram did. We choose to do things our own way, not Your way. We need a Savior!

T God, we thank You for giving Abram faith to believe in You. Thank You for fulfilling Your promises to Abram by sending Your Son Jesus to save Your people from their sins.

S God, work in our hearts! Help us to turn away from our sins and trust Jesus as our own Savior. Send Your Holy Spirit to work in our hearts that we might trust You and obey You like Abram did.

Special Words

Canaan: The name of the land that is now the country of Israel, back in Old Testament times.

Canaanite: Someone who lived in Canaan.

Idol: A fake god, usually made of stone, wood or some kind of metal.

ACTS PRAYER ACTIVITY

Use this sheet to write down your ACTS Prayer

Instructions:

Use this sheet to help the children apply the Bible Truth into a prayer. You can use the ACTS provided or even better, have the kids think of their own applications. Also have the children add their personal requests to the prayer, too. Lead the children in the prayer or let them pray sections, with your help. Never force a child to pray! Non-readers can participate by you whispering a section of the prayer into their ear and allowing them to pray it aloud for the group.

ADORATION:

God, we praise You for being completely trustworthy.

God, we praise You for being.....

Add your own Adorations:

CONFESSION:

God, we confess that many times we do not love You as we should and as You deserve. We love ourselves better. We need a Savior to save us from our sins!

God, we have sinned against You....

Add your own Confessions:

THANKSGIVING:

Thank You, God for ways we have seen Your trustworthiness to us, even this week. Thank You for giving us Jesus to trust in as our Savior.

God, we thank You for...

Add your own Thanksgivings:

SUPPLICATION:

God, work in our hearts! Help us turn away from our sins and trust in Jesus as our Savior. Send Your Holy Spirit to work in our hearts, that we might take joy in Your trustworthiness and cheerfully trust You, even when it is very hard to understand what good thing You are doing.

God, we need Your help...

Add your own Supplication:

SNEAKY SNACK

Can you figure out how this snack ties in with our case?

Snack: Abram and the Altar to the Lord

Sticks and stones Chex mix cereal “altar” with Teddy graham Abram near it, under a celery tree standing up right in a dab of peanut butter (or cream cheese). Also can use the peanut butter/cream cheese to stand up Abram. Warning: Ask about allergies to nuts!

This is only a suggestion. Feel free to modify. Be mindful of allergy issues among your children!

Case Tie-in: By the tree at Moreh, Abram built an altar to offer worship gifts to the LORD. He had brought Abram all the way to Canaan. He would give his family the land He promised, in His perfect timing. Abram trusted the LORD to keep all His promises to him.

SOUL FOOD

Food for thought during snack time

1. What does the snack have to do with the story?

Choose a few questions from the other activity discussion sheets to talk about during this snack time.

2.

3.

4.

5.

6.

7.

Directions: Read and discuss Bible Truth, using a FEW of the questions. Play game. Feel free to modify the game to fit your children.

God's People Trust Him

Trusting God means resting joyfully in God's care and plans. God's people trust God because they know that He is completely powerful, wise, and good. They know His plans are perfect and they are always for their good and His glory. They know that God always takes care of them and helps them do whatever He wants them to do, even if it is very hard.

God's people know that they won't trust God perfectly while they live on earth. God has forgiven them of their sins, but they are still sinners. And so here, they will sometimes struggle to trust God, even though they know He has never failed them. They are grateful for God's Holy Spirit, working in their hearts. He can help them to trust God more and more here on earth. They are even more grateful for the day when they will go to live with God in heaven forever. There, they will know and trust Him perfectly.

Understanding the Bible Truth

1. What does trusting God mean? *Resting in God's care and plan.*
2. What does it mean to rest in God's care and plan? *To not worry, but believe that God knows what is best and will do it.*
3. What do God's people know about God that helps them trust Him? *He is completely powerful, wise, good, and perfect in His timing.*
4. What will God use everything that happens to do? *To bring glory to His name and to do good to them.*
5. How does God's all-powerfulness help God's people trust in Him? *They know that He is ABLE to do whatever He wants to do.*
6. How does God's perfect wisdom and love help God's people trust in Him? *They know that what He plans is only good.*
6. How does God's perfect timing help God's people trust in Him? *They know that He knows exactly when things should happen.*
7. What can God's people always depend on Him to do for them, even if it is very hard? *To take care of them and help them do whatever He wants them to do.*
8. Why won't God's people trust God perfectly while they live on earth? *Because they are still sinners.*
9. Who helps God's people trust in Him? *The Holy Spirit, working in their hearts.*
10. Where will God's people trust Him perfectly? *In heaven.*
11. How can we become God's people? *By turning from our sins and trusting in Jesus as our Savior.*

Bible Verse Connection Question

1. What does our Bible Truth have to do with our **Bible Verse: Proverbs 3:5-6**: "Trust in the LORD with all your heart, and do not lean on your own understanding. In all your ways acknowledge him, and he will make straight your paths."?

This verse encourages God's people to keep trusting in the LORD and His good promises to them, even when it doesn't make sense. Many times their understanding of what they are going through will tempt them to not trust God, but they should keep trusting Him anyway. They can count on God to show them what they should do and guide them through His will.

Bible Truth Story Connection Questions

1. What did Abram have to trust the LORD about? *That He would take care of him, even though he had left his family and Nannar, the god he had grown up worshiping. That He would one day fulfill His promises to give Canaan to his family and would make them into a great nation.*
2. How did Abram show he trusted the LORD? *He was willing to leave his family, Nannar and follow the Lord to the land he did not even know. He worshiped rather than doubted the Lord, even though he had no idea how the Lord would bring about His promises.*

Life Application Questions

1. What are some times when it is hard for us to trust in the Lord? *Answers vary.*
2. What should God's people do when it is hard to trust in the Lord? *Tell others and have them pray for them; ask the Lord to send the Holy Spirit to work in their hearts and help them trust Him.*
3. How can we become God's people? *By turning away from our sins and trusting in Jesus as our Savior.*

ACTS Questions

1. What is something we can praise God for because of this Bible Truth?
Praise God for being completely trustworthy.
2. What are sins we can confess to God because of this Bible Truth?
Confess sins of fear, worry, and willfulness that show we do not trust Him as He deserves.
3. What is something we can thank God for because of this Bible Truth?
Thank God for ways we have seen His trustworthiness to us, even this week.
4. What is something we can ask God for because of this Bible Truth?
Ask God to help us to turn away from our sins and trust in Jesus as our own Savior. Ask God to send His Holy Spirit to work in our hearts, that we might take joy in His trustworthiness and cheerfully trust Him, even when it is very hard to understand what good thing He is doing.

The Gospel

1. What did the angel tell Mary and Joseph that Jesus would do? Why did He need to do this? What is the gospel? *God is the good Creator and King of the world. He made people to worship Him and live by His good laws. But we are all sinners who have rebelled against Him. We all deserve death--God's just, eternal punishment for our sins. How terrible! But God has good news for us. In His great mercy, God sent His Son Jesus to earth to save sinners. Yes, Jesus, the perfect Son of God, left His home in heaven and became a man. He lived the perfect life that pleases God. (He's the only one who has ever done that!) He offered it up to God His Father as the perfect sacrifice for sins when He suffered and died on the cross. Then, on the third day, Jesus rose from the dead in victory. He had fully paid for the sins of God's people, so they wouldn't have to! Now all who turn away from their sins and trust in Jesus as their Savior will receive forgiveness of sins and eternal life with God. They will be His very own special people who will know Him and enjoy Him forever. We can be God's people, too, if we turn from our sins and trust in Jesus as our own Savior.*

Game: Red Light, Green Light for Storks

Materials

Tape

Bible Truth Questions

Preparing the Game

1. Choose 20+ questions for your game from the Bible Truth Discussion Questions, or make up your own.
2. Write the Bible Truth questions on small thin strips of paper (or make a photocopy of the Bible Truth Discussion Questions and simply cut them into strips) and put them in the bag/bowl.
3. Tape a starting line and finish line at each end of the room.

Playing the Game

Have all the children stand facing you on the starting line. Tell them that you are the traffic light controller for storks. When you say "Green light" they can move forward with your back towards them. But when you say "Red light" they must freeze in stork position, balancing on one leg. You will turn around quickly and try to catch anyone moving or off balance. These children will choose a question to ask the class. If the class gets it right, then the children can join the game back at Start. If they do not, then the children have to wait it out until another round when a correct answer is given. Whoever makes it to the finish line first becomes the new traffic light controller for storks.

Game continues as number of questions, time, and attention span allow.

Optional TAKING IT TO OTHERS Activity: Quiz Questions

Have the children choose a few of the questions from the game to ask the parents/other children during TAKING IT TO OTHERS time. Help pre-readers by whispering the question in their ear and letting them ask it aloud to the parents/other children. Make sure you read the Bible verse aloud before you ask your questions.

Directions:

1. Write words to song in large print before class.
2. Play the song for the children, helping them follow along on the song sheet.
3. Discuss the song, using a few questions from the discussion sheet. *Don't use them all!*
4. Introduce sign language for key words of your choice from sign language sheet for your song. Use as few or as many as you think the children can learn.
5. Sing and sign the song. Sign language as well as large format lyrics and sheet music are found in the PFI Unit Songbook or online.
6. If desired, play the Song Game.

Optional TAKING IT TO OTHERS Activity: Presenting and Singing the Song

1. Sing and sign the song, encouraging the watching children/parents to join in.
2. Ask the class some of the questions listed below. The Bible Truth Connection Question is particularly good to help them understand how the song ties in with the Bible Truth.

Trust and Obey

Verse 2

Not a burden we bear, not a sorrow we share,
But our toil He doth richly repay;
Not a grief or a loss, not a frown or a cross,
But is blest if we trust and obey.

Refrain:

Trust and obey,
For there's no other way,
To be happy in Jesus,
But to trust and obey.

Listen to it on PFI ESV Songs 12, Track 14

Understanding the Song

1. What are the "burdens, sorrows and toil, grief, loss, frown, cross" the song is talking about? *This song is about the hard things in life that happen to us or people we love and how hard they are for us to deal with. "Burdens" and "toil" are things that are difficult things that we have to do. "Sorrows" and "frown" are sad things in our lives. "Loss" is losing someone/something we love; and "grief" is what we feel when we've lost it. It's the sadness we feel after something bad has happened, A "cross" is something hard that God has us suffer through for His good purposes, just like Jesus suffered and died on the cross for God's good purposes.*
2. Who is the "we" in this song? *Christians: people who have confessed their sins to God, turned from them and now trust in Jesus as their Savior, living their lives for Him.*
3. What will God do with every burden, sorrow and toil? *Richly repay them.*
4. How will God richly repay them, in money or something else? *He will bless them by using them for His glory and our good and the good of others. In heaven, He promises to give us even greater blessings that we cannot imagine.*
5. What does God want us to do as we go through these hard things? *Trust and obey.*
6. What does it mean to trust and obey? *To rest joyfully in who God is and have faith that He is perfect in what He has allowed to happen and has good purposes for what He has allowed. To obey means to keep doing the things that God wants His people to do: pray, rejoice in Him, love others, keep His laws, take comfort in His Word, etc.*
7. Why is it especially hard to keep trusting and obeying when hard things happen to us? *Because many times we don't understand God's good purposes in the hard things that happen and it is easy to start doubting that He knows best and stop doing the things He has told us to do.*

Bible Truth Connection Question

1. How does this song relate to our Bible Truth: **God's People Trust Him**? *God is the only one who perfectly knows and understand His plans. Many times God's people must trust Him and obey Him when there are many things they cannot understand. As hard as this may be at times, they know that because God is completely powerful, wise, good, and perfect in His timing, they can always trust that He knows best. This is the way to be "happy in Jesus."*

Story Connection Question

1. How does this song relate to today's story? *Abram had the sorrow of leaving his country, culture, and even family to obey the Lord. Even though he was yet to see the Lord fulfill His promises to him, Abram believed in His complete goodness, power, wisdom and timing and trusted in Him.*

Bible Connection Question

1. What does this hymn have to do with our Bible Verse: **Proverbs 3:5-6**: "Trust in the LORD with all your heart, and do not lean on your own understanding. In all your ways acknowledge him, and he will make straight your paths." *Many times it is very hard to trust God when we have to bear hard "burdens" or sorrows. Many times God's people do not understand why they have to go through them or what good thing God is doing through them. But God's people know that they do not have to lean on their own understanding. Instead, they trust in the LORD with all their heart and obey whatever it is they know He wants them to do. They can trust that God will make their paths straight: He will help them to obey Him and He will use everything they are going through for their good and His glory.*

Life Application Questions

1. How can God's people today be affected by the message of this song?

They can praise God for being completely worthy of their trust even in very hard times. They can ask Him to send His Holy Spirit to work in their hearts and help them keep on trusting and obeying Him, no matter what.

2. How can we become God's people? *By turning away from our sins and trusting in Jesus as our Savior.*

ACTS Questions

1. What is something we can praise God for from this hymn?

Praise God for being completely trustworthy.

2. What are sins we can confess to God from this hymn?

That many times we do not want to trust God or obey Him. We grumble and complain when we go through hard things instead of wanting God to work through them for His glory or our good.

3. What is something we can thank God for from this hymn?

We can thank God for using every single burden and sorrow that His people go through for their good and His glory.

4. What is something we can ask God for from this hymn?

That God would work in our hearts that we confess our sins, might turn from our sins and trust Jesus as our Savior. We can ask Him to send the Holy Spirit to work in our hearts to help us to trust Him and obey Him with every single burden we bear or sorrow we share.

Gospel Question

1. We are all sinners who have not trusted and obeyed God. What do we deserve? How can we be saved? What is the gospel?

God is the good Creator and King of the world. He made people to worship Him and live by His good laws. But we are all sinners who've rebelled against Him. We all deserve death--God's just, eternal punishment for our sins. How terrible! But God has good news for us. In His great mercy, God sent His Son, Jesus to earth as a man to save sinners. He lived the perfect life that pleases God. (He's the only one who's ever done that!) He offered it up to God His Father as the perfect sacrifice for sins when He suffered and died on the cross. Then, on the third day, Jesus rose from the dead in victory. He had fully paid for the sins of God's people, so they wouldn't have to! Now all who turn away from their sins and trust in Jesus as their Savior will receive forgiveness of sins and eternal life with God. They will be His very own special people who will know Him and enjoy Him forever. We can be God's people, too, if we turn from our sins and trust in Jesus as our own Savior.

Song Game: Big Voice, Little Voice

Materials

Song

Sign language signs used in the song printed out onto little cards

Blindfold

Preparing the Game

None.

Playing the Game

1. Practice the song and signs until the children know them well. Then tell them: "Children, we are going hide a sign language sign and see if one of you can find it... with a little help from the rest of us!"
2. Choose someone to be "It" and blindfold them. Choose another child to hide one of the sign language cards. When it's hidden, "It" can remove the blindfold and begin to look.
3. The rest of the children will sing the song in a louder voice when "It" gets closer to the hidden sign and quieter when "It" gets further from the sign.
4. When "It" finds the hidden clue, another "It" is chosen and play begins again.

Game continues as number of questions, time, and attention span allow.

choose a FEW questions for discussion, then choose the game and/or music activity

Meditation Version: Proverbs 3:5-6

“Trust in the LORD with all your heart, and do not lean on your own understanding. In all your ways acknowledge him, and he will make straight your paths.”

Understanding the Bible Verse

1. What does it mean to trust in the LORD? *To have so much confidence in God’s love, power, goodness, wisdom & timing in all things, that you can rest joyfully in Him, even in very hard times.*
2. What does is our “heart”? *This kind of heart is not the kind that beats. It is the part of you that thinks, feels, loves, and can know God.*
3. What does it mean to trust the LORD with all of your heart? *It means that you believe that the LORD will really do everything He has promised to do and you are going to live your whole life depending on Him and His promises. Because you trust Him with all of your heart, that changes the way you think and feel about things on the inside, and the way you act on the outside—even in very hard times.*
4. What does it mean to “lean on your own understanding”? *It means to depend only on what you know about something.*
5. What does it mean to acknowledge God in all our ways? *It means to remember that only God is completely good, wise, loving and powerful. Only He knows the reasons for everything that happens to us.*
6. Why should we acknowledge God in our ways rather than lean on our own understanding? *Because we are just humans and can’t understand so many things. Only God knows enough to really understand what is best and is powerful enough to do it.*
7. What does it mean for God to make our paths straight? *It doesn’t mean that He will make paths or roads that we walk on without curves. It means that He will show us what to do, even though we don’t understand everything.*

Bible Truth Connection Question

1. What does this verse have to do with the **Bible Truth: God’s People Trust Him?** *God’s people are to keep trusting in the LORD and His good promises to them, even when it doesn’t make sense. Many times their understanding of what they are going through will tempt them to not trust God, but they should keep trusting Him anyway. They can count on God to show them what they should do and guide them through His will.*

Story Connection Questions

1. What does the verse have to do with our story? What did Abram have to trust the LORD about, rather than lean on her own understanding? *How the LORD—not Nannar or the Canaanite idols—would take care of him and prosper him.; that He would take care of him even though he had left all his family behind; that would one day give him Canaan and make his family into a great nation.*

Life Application Questions

1. What is something that you or someone you know has to trust God about right now? How could you encourage them to trust God instead of worrying?
2. What is the best first step in trusting God for all of us? *To turn away from our sins and trust in Jesus as our Savior.*

ACTS Questions

1. What is something we can praise God for from this Bible Verse? *Praise God for being always worthy of being trusted.*
2. What are sins we can confess to God from this Bible Verse?
That we are all sinners. We love to do things our own way. We love to trust in our own understanding. Too often we do not want to trust in God or do things His way. We deserve God’s punishment! We need a Savior!
3. What is something we can thank God for from this Bible Verse?
We can thank God that when we trust in Him that He will show us what He wants us to do. We do not have to rely on our own understanding.
4. What is something we can ask God for from this Bible Verse?
We can ask God to work in our hearts that we would want to confess our sins, turn away from disobeying Him and trust in this wonderful Jesus as our own Savior. We can ask Him to fill our hearts with His Holy Spirit that we might trust in Him and not on our own understanding to show us what He wants us to do.

The Gospel

1. All people are sinners who deserve God's punishment for their sins. What do we all need to trust Jesus to do for us? What is the gospel?

God is the good Creator and King of the world. He made people to worship Him and live by His good laws. But we are all sinners who have rebelled against Him. We all deserve death--God's just, eternal punishment for our sins. How terrible! But God has good news for us. In His great mercy, God sent His Son Jesus to earth to save sinners. Yes, Jesus, the perfect Son of God, left His home in heaven and became a man. He lived the perfect life that pleases God. (He's the only one who has ever done that!) He offered it up to God His Father as the perfect sacrifice for sins when He suffered and died on the cross. Then, on the third day, Jesus rose from the dead in victory. He had fully paid for the sins of God's people, so they wouldn't have to! Now all who turn away from their sins and trust in Jesus as their Savior will receive forgiveness of sins and eternal life with God. They will be His very own special people who will know Him and enjoy Him forever. We can be God's people, too, if we turn from our sins and trust in Jesus as our own Savior.

Game: Ball Circle Toss

Materials

Bible Verse written up in large print so that all can see
Foam or other soft surface ball

Preparing the Game

None.

Learning the Verse

Some or all of your children may be non- or early readers. Teach the verse in sections, having them say it after you. Repeat a few times. Add clapping or other movement as they say it.

Directions

1. If desired, lead the children in a discussion of a **FEW** of the most important questions before beginning game.
2. Explain the game to them as follows:
Have the children spread out in a circle, arm's length apart. Explain that everyone together will chant the verse slowly, word by word, and toss the ball to another child with each word chanted. They want to try to chant the whole verse without dropping the ball. Speed up the pace of the chanting as the children get good at chanting and catching.

Game continues as time and attention span allow.

Alternative Game Version:

1. Individual chant version: After the children can get through the verse without dropping the ball and chanting the verse together, have them try to get through the entire verse with only the person throwing the ball saying the next word.
2. No Hands Version: Have the children sit on the floor and roll the ball to each other. They must try to trap the ball with their legs, etc. (no hands) instead of trying to catch it.

Optional TAKING IT TO OTHERS Activity: Quiz Questions

Have the children choose a few of the questions from the game to ask the parents/other children during TAKING IT TO OTHERS time. Help pre-readers by whispering the question in their ear and letting them ask it aloud to the parents/other children. Make sure you read the Bible verse aloud before you ask your questions.

Directions:

1. Write words to song in large print before class.
2. Play the song for the children, helping them follow along on the song sheet.
3. Discuss the song, using a few questions from the discussion sheet. *Don't use them all!*
4. Introduce sign language for key words of your choice from sign language sheet for your song. Use as few or as many as you think the children can learn.
5. Sing and sign the song. Sign language as well as large format lyrics and sheet music are found in the PFI Unit Songbook or online.
6. If desired, play the Song Game.

Optional TAKING IT TO OTHERS Activity: Presenting and Singing the Song

1. Sing and sign the song, encouraging the watching children/parents to join in.
2. Ask the class some of the questions listed below. The Bible Truth Connection Question is particularly good to help them understand how the song ties in with the Bible Truth.

Trust

Trust in the LORD,
Trust in the LORD,
Trust in the LORD with all your heart,
And do not lean,
And do not lean,
On your own understanding,
In all your ways, acknowledge Him,
In all your ways acknowledge Him,
And He will direct your paths,
And He will direct your paths.
Proverbs Three, five and six.

Listen to it on PFI ESV Songs 12, Track 16

Song Game: Sign It, Say It, What Does It Mean?

Materials

Sign Language signs used in song, particularly choose words with important meanings you want the children to learn, such as "grace", "redeem", etc.

Bag or bowl

Preparing the Game

1. Cut out signs and put in bowl.

Playing the Game

1. Practice the song and signs until the children know them well. Then put all the signs we've learned in this bag/ bowl and mix them up.
2. Ask one of the children to choose a sign, but not show it to anyone...but you, if they need some help.
3. Ask the child to do the sign for the rest of the children and see if the other children can guess which one it is. Do the sign with the child, if desired.
4. When the children guess the sign, ask them the meaning of the word. If no one guesses the sign, put it back in the bowl to be picked again.
5. Choose another child to pick a new sign from the bag and continue.

NOTE: You might want to sing the song after you do each word or couple of words.

Game continues as number of questions, time, and attention span allow.

STORY REVIEW

Directions: Read and discuss Bible Truth, using a FEW of the questions. Play game. Feel free to modify the game to fit your children.

General Story Questions

1. What was Ur like? *Like the New York City of its day. Capitol of Sumer, home to the king and all his government servants. Almost a half million people lived and worked within the seventy-five-foot thick walls of this bustling city. With fabric and pottery factories; international shipping and trade; schools and universities; and many markets, there was plenty work for everyone. Ships would dock in its harbor, laden with the newest, most exotic goods from other parts of the world. Craftsmen would make the most exquisite jewelry of gold and silver. People lived in the finest houses, had the best clothes, finest jewels, and the richest lifestyles of the world. Ladies would parade around in their long dresses of finest linen, escorted by their fine looking men wearing long pleated kilts of wool. Huge temple to Nannar, their god.*
2. What god did Terah and Abram worship in Ur? *Nannar.*
3. What happened that caused Abram to stop worshipping Nannar? Who did he worship instead? *The LORD appeared to Abram and told him to worship Him instead. He told Abram to leave Ur and go to Canaan.*
4. What did the LORD promise Abram? *I will make you into a great nation and I will bless you; I will make your name great, and you will be a blessing. I will bless those who bless you, and whoever curses you I will curse; and all peoples on earth will be blessed through you.” (Genesis 12:1-3)*
5. What did the LORD want Abram to do? Why would this have been hard? *Leave his country, his people and his father’s house and follow the LORD to a land He would show him. Ur was the most modern city of the world and Abram enjoyed a rich life there. Abram would have to leave that behind to go to some unknown place. He would leave his people behind and be like a stranger somewhere else. If he left his father’s house, he would be leaving the only people who he could count on to help him in times of trouble or sickness. He didn’t even know where he was going to or what it would be like.*
6. Where did Terah plan to go to and why didn’t he get there? *Canaan. We don’t know, but maybe because the land around Haran was good and because of the temple to Nannar.*
7. What would Terah have liked especially about Haran? *Worship of Nannar.*
8. Why didn’t Abram stay in Haran? How did he know where to go? *The LORD called him on. He guided Abram where He wanted him to go.*
9. What did Abram think about Canaan? *It was beautiful, but filled with Canaanites and their idols.*
10. What did the LORD do at the Tree of Moreh? *Appeared again to Abram and promised him the land of Canaan.*
11. What did Abram do at the Tree of Moreh to show that he trusted the LORD? *Made an altar & worshiped Him.*
12. How much of the LORD’s promises had Abram received when he died? *None!*
13. How was it that Abram had so much faith and trust in the LORD? *The LORD gave him the grace to believe and trust.*

Bible Truth Connection Questions

1. What does this story have to do with our Bible Truth: God’s People Trust Him? *Abram answered the LORD’s call for him to leave his country, his people, and his family to follow Him. He believed in the LORD and trusted Him completely.*

Bible Verse Connection Question

1. What does the story have to do with our Bible Verse: **Proverbs 3:5-6**: “Trust in the LORD with all your heart, and do not lean on your own understanding. In all your ways acknowledge him, and he will make straight your paths.”? *Abram had to trust the LORD rather than lean on her own understanding in how He (the LORD)—not Nannar or the Canaanite idols—would take care of him and prosper him.; that He would take care of him even though he had left all his family behind; that would one day give him Canaan and make his family into a great nation.*

Life Application Questions

1. What should we do if we know God wants us to trust and obey Him, but are having a hard time doing it? *Tell our parents, Christian friends, teachers so they will pray and encourage us. Ask God to send His Holy Spirit to work in our hearts and give us more trust and obedience to Him.*
2. What is the best first step God calls us each to make in trusting Him? *To turn away from our sins and trust in Jesus as our Savior.*

ACTS Questions

1. What is something we can praise God for being that we learned in our story? *Praise God for being completely trustworthy.*
2. What is something we can confess as sin that we learned in our story? *Confess that many times we do not trust God as Abram did. We choose to do things our own way, not God's. We deserve God's punishment. We all need to confess our sins to Him and ask His forgiveness! We need a Savior!*
3. What is something we can thank God for that we learned in our story? *We can thank God for giving Abram faith to believe in Him. We can thank God for fulfilling His promises to Abram by sending His Son Jesus to save His people from their sins.*
4. What is something we can ask God for that we learned in our story? *We can ask God to work in our hearts, helping us to turn away from them and trust Jesus as our own Savior. We can ask Him to send the Holy Spirit to work in our hearts that we might trust God and obey Him like Abram did.*

The Gospel

1. Abram lived before Jesus' day, but God promised him that all people would be blessed through one of his children. Abram looked forward in faith to the day this child would come and how he would save God's people. Who was this child? How did he bless all peoples? What is that good news of salvation through Jesus? What is the gospel? *The child was Jesus. He blessed all peoples by bringing salvation to all who would repent and believe in Him. The gospel is:
God is the good Creator and King of the world. He made people to worship Him and live by His good laws. But we are all sinners who have rebelled against Him. We all deserve death--God's just, eternal punishment for our sins. How terrible! But God has good news for us. In His great mercy, God sent His Son Jesus to earth to save sinners. Yes, Jesus, the perfect Son of God, left His home in heaven and became a man. He lived the perfect life that pleases God. (He's the only one who has ever done that!) He offered it up to God His Father as the perfect sacrifice for sins when He suffered and died on the cross. Then, on the third day, Jesus rose from the dead in victory. He had fully paid for the sins of God's people, so they wouldn't have to! Now all who turn away from their sins and trust in Jesus as their Savior will receive forgiveness of sins and eternal life with God. They will be His very own special people who will know Him and enjoy Him forever. We can be God's people, too, if we turn from our sins and trust in Jesus as our own Savior.*

Game: Tell the Truth Basketball

Materials

- 3 baskets
- A ball
- Paper and marker
- Masking Tape
- 20+ statements that are true, false or not in the story

Preparing the Game

1. Use the Story Review Questions to come up with 20+ statements about the story that are true, false, or not in the story.
2. Write the words "true", "false", and "not in the story" on separate pieces of paper and tape each to a basket. Use the masking tape to make a throw line. Place the baskets in a line, a reasonable throwing distance from the throwing line.

Playing the Game

Divide the children into two teams and have them line up at the throw line. Ask a child to come up to the throw line. Read him one of the statements and ask him to give his answer: true, false, not in the story by throwing the ball into the basket with the right answer card on it. If correct, then he scores 2 points for his team. If incorrect or accidentally goes into the wrong basket, the statement is read to the first person in line for the other team. If he tosses the ball into the right basket, then he scores one point for his team.

Play continues as statement cards last, or as time and attention span allow.

Non-competitive Option

Don't split into teams. Have the children take turns making baskets and answering the questions.

Optional TAKING IT TO OTHERS Activity: Quiz Questions

Have the children choose a few of the questions from the game to ask the parents/other children during TAKING IT TO OTHERS time. Help pre-readers by whispering the question in their ear and letting them ask it aloud to the parents/other children.

CASE REPLAY ACTIVITIES

Use this guide to review the Case Story and act it out for others to enjoy!

CASE REPLAY, JR: YOUNGEST CHILDREN

Description: The children will act out the story together, everyone doing the same action/sound effect at the same time. This activity is most suitable for kindergarteners.

Materials

The Case RePlay, Jr. script for younger children

Preparation

1. Read through the script and write in the blanks along the side possible actions/sound effects the children could do to act it out.

Instructions

1. Tell the children that they will be re-enacting the story together as you tell it.
2. As you read the script, lead the children in actions/sound effects to do with you.
3. If desired, you can read the script and stop at certain sentences and ask them what a good action/sound effect would be to act out what you just read.
4. Repeat the re-enactment one or two times more.

CASE REPLAY, SR: OLDER CHILDREN

Description: The children act out the story as a three-scene play. You will narrate it using the Case RePlay, Sr. script and they will act it out (no spoken words, for the most part), with each child assuming a different character's role. This activity is most suitable for first grade and up. You will review the story, then practice it a few times before performing it for others.

Materials

The Case RePlay, Sr. script
White board or other large format paper
Costumes and props

Preparation

1. Prepare for the play by choosing costumes and props for each character in the story. Decorate the area with any scenery props.
2. Write the words "Beginning," "Middle," "End" on a large piece of paper/whiteboard with plenty of space under each heading. You will use this paper to help the children think about the story as a three-scene play, as it is presented in the script.

Instructions

1. Tell the children that they will get to act out the story as a three-scene play, with a beginning, middle and end section. Tell them that before they can act it out, they need to think it out. as you narrate it with your script.
2. Take the children's answers as they recount the story, helping them put key incidents in the right order.
3. If desired, when they have filled in their Beginning, Middle, End, read through your whole (real) script, so they hear exactly what you will have them act out.
4. Then tell the children that it's time to practice acting out the story.
5. Assign parts to each child. If you are using costumes, do NOT give them out at this point. They will be a distraction.
6. Have all the children sit on the floor or in chairs on one side of the "stage," then call the characters up in place as their part in the story comes.
7. As you read the script, guide the children in where you want them to move or do to act it out.
8. After going through the whole script once, give out any costumes and props and act out the script once or twice more.

Optional TAKING IT TO OTHERS Activity: Re-enacting the Story

Read the script as the children act out together (younger) or assuming different roles (older) as the other children or the parents watch.

CASE REPLAY, JR--YOUNGER KIDS (KINDERGARTEN) P.2

Welcome to our play! The name of our story is: The Case of the Put-off Promise.

Our story takes place in Old Testament times, about 2000 years before Jesus lived on earth.

And now we present: "The Case of the Put-off Promise."

Scene 1:

Terah and his family lived in Ur, one of the most modern, important cities in the world at that time. Terah and his sons had grown rich as merchants and lived in luxury there. They worshiped and thanked Nannar, the god of Ur, for his blessing upon their work. One day, the LORD appeared in His glory to Abram. The LORD gave made Abram many great promises. He promised to make him into a great nation, to bless him, and to bless all nations through him; but, He commanded Abram to leave his country, his people and even his father's house (his family) and follow Him to a new land. Abram stopped worshipping Nannar. He believed in the LORD and worshiped Him. Abram felt God's call to leave Ur and his father's house. The LORD was calling him to a new land.

Actions:

Scene 2:

The LORD laid on Terah's heart to leave Ur, too. Terah got permission from the KING to leave Ur. He, along with Abram and Lot and their families, moves from Ur and heads towards Canaan. After months of traveling, they arrive in Haran. It is another center of worship of Nannar. Terah decides to settle there rather than moving onto to Canaan. He can be comfortable there. But not Abram. The LORD was calling him on towards the land He promised him. Abram says goodbye to Terah and follows the LORD's leading toward Canaan.

Scene 3:

Abram travels a long time through dry, empty lands. At last he comes to the hills and valleys of Canaan. Abram sees the land is beautiful, but it is also filled with Canaanites and their idols. The LORD appears to Abram again, outside Shechem, at the tree of Moreh, where the Canaanites also had altars to their idols. He tells Abram that this is the land that He will give his family. Abram believes the LORD. He builds an altar and makes a worship gift-sacrifice to Him right there. Abram lived in Canaan many years until he died a very old man. Even when he died, the LORD still had not given him or his family even a foot of ground of Canaan. But Abram still did not doubt, but trusted the LORD for what He had promised. And one day, the LORD answered all His promises. The land of Canaan became the homeland of Abram's family, the people of Israel.

Bible Truth Tie-In:

The Bible Truth we are learning is: **God's People Trust Him.** Abram answered the LORD's call for him to leave his country, his people, and his family to follow Him. He believed in the Lord and trusted Him completely.

CASE REPLAY, SR--OLDER KIDS (1ST GRADE AND UP) P.3

Welcome to our play! The name of our story is: The Case of the Put-off Promise.

Our story takes place in Old Testament times, about 2000 years before Jesus lived on earth.

The characters in our story are: Terah; Abram; the King of Ur; and, the Canaanites.

And now we present: "The Case of the Put-off Promise."

Scene 1: (Beginning)

Terah and his family lived in Ur, one of the most modern, important cities in the world at that time. Terah and his sons had grown rich as merchants and lived in luxury there. They worshiped and thanked Nannar, the god of Ur, for his blessing upon their work. One day, the LORD appeared in His glory to Abram. The LORD gave made Abram many great promises. He promised to make him into a great nation, to bless him, and to bless all nations through him; but, He commanded Abram to leave his country, his people and even his father's house (his family) and follow Him to a new land. Abram stopped worshiping Nannar. He believed in the LORD and worshiped Him. Abram felt God's call to leave Ur and his father's house. The LORD was calling him to a new land.

Scene 2: (Middle)

The LORD laid on Terah's heart to leave Ur, too. Terah got permission from the KING to leave Ur. He, along with Abram and Lot and their families, moves from Ur and heads towards Canaan. After months of traveling, they arrive in Haran. It is another center of worship of Nannar. Terah decides to settle there rather than moving onto to Canaan. He can be comfortable there. But not Abram. The LORD was calling him on towards the land He promised him. Abram says goodbye to Terah and follows the LORD's leading toward Canaan.

Scene 3: (End)

Abram travels a long time through dry, empty lands. At last he comes to the hills and valleys of Canaan. Abram sees the land is beautiful, but it is also filled with Canaanites and their idols. The LORD appears to Abram again, outside Shechem, at the tree of Moreh, where the Canaanites also had altars to their idols. He tells Abram that this is the land that He will give his family. Abram believes the LORD. He builds an altar and makes a worship gift-sacrifice to Him right there. Abram lived in Canaan many years until he died a very old man. Even when he died, the LORD still had not given him or his family even a foot of ground of Canaan. But Abram still did not doubt, but trusted the LORD for what He had promised. And one day, the LORD answered all His promises. The land of Canaan became the homeland of Abram's family, the people of Israel.

Bible Truth Tie-In:

The Bible Truth we are learning is: **God's People Trust Him.** Abram answered the LORD's call for him to leave his country, his people, and his family to follow Him. He believed in the Lord and trusted Him completely.

An Altar to the LORD

Description

The children will make an altar out of sticks/toothpicks and salt dough.

Materials

4 Cups of Flour 1 Cup of Salt 1 1/2 Cups of Hot Water Twigs or toothpicks (flat ended kind, preferably)

1 4" by 4" piece of cereal box or poster board per craft

Extra salt dough or sheep picture and markers, if desired

Preparing the Craft

1. Make the salt dough by combining the first three ingredients and kneading well. Store in container until ready to use.
2. Cut cereal box/poster board into 4" squares, using pattern provided below, if desired.

Making the Craft

1. Show children your sample.
2. Have the children roll pieces of salt dough into stones and form an altar by stacking them on top of each other. Use the piece of cardboard as the base of the altar.
3. Add toothpicks or twigs across the top of altar, pressing into salt dough to secure in place.
4. If desired, color in the sheep picture and put it on top of the altar; or, take another piece of salt dough and make a bull, sheep or bird shape, as one of these probably would have been used as a sacrifice by Abram.

Optional **TAKING IT TO OTHERS** Activity: Craft Presentation

If you are presenting the craft to other children or parents the children can hold up their crafts (or your model craft) and read their Bible Truth Connection answers to explain the importance of the craft.

CASE CRAFT**Discussion Guide****Instructions:**

As the children are settled into making their craft, ask them these questions to help them understand the craft's significance. Use the answers provided to guide the children's answers.

Discussion Questions

1. Where did the LORD lead Abram to live? *In Canaan.*
2. What did Abram do by the tree at Moreh? *He made an altar to the LORD.*
3. What did he do with the altar? Why? *He made a worship gift-sacrifice on it, showing that he worshiped the LORD, not the idols of the people of Canaan.*
4. What is Bible Truth that we are learning? *God's People Trust Him.*
5. What does our craft have to do with our Bible Truth: God's People Trust Him? *Abram obeyed the LORD and went to the Canaan only to find many people lived there who worshiped idols. Abram trusted God to keep His promises to give his family the land and to bless all people through one of his children.*
6. What can our craft help us remember? *God's people can trust God to keep His promises to them, even before they see how He will do it.*


TAKING IT TO OTHERS**Craft Presentation****Instructions:**

Have children hold up your model craft/their crafts. Choose five children (or you say) the five sections below to explain the craft's importance.


Presentation:

1. Our craft is: An Altar to the LORD.
2. By the tree at Moreh, Abram made an altar to make a worship gift-sacrifice and worship the LORD, instead of the idols of the people of Canaan.
3. Our Bible Truth is: God's People Trust Him.
4. Abram obeyed the LORD and went to the Canaan only to find many people lived there who worshiped idols. Abram trusted God to keep His promises to give his family the land and to bless all people through one of his children.
5. Our craft can help us remember that God's people can trust God to keep His promises to them, even before they see how He will do it.


Note: Even non-readers can participate in presenting the craft, if you will whisper what they are to say in their ear and let them say it aloud for the others to hear.



Pattern for Altar Base



Pattern for Altar Base



BEFORE CLASS:**1. PICK YOUR PERSON**

VIPPs can be anyone in your church! Typically, they fall into 6 categories: Church staff, Elders, Deacons/deaconesses, Special Volunteers (people who aren't paid, but spend a lot of time helping out in particular ways), Supported Workers (aka missionaries), and Church Members.

2. GATHER YOUR FACTS

Use the VIPP Information Sheet to write down the facts about your VIPP. The information on this worksheet is used in the VIPP activities, listed in the "Choose an Activity" section below.

DURING THE ACTIVITY:**1. INTRODUCE YOUR VIPP**

Introduce your VIPP to the children, using the VIPP Information Sheet. Fill in a set of VIPP Clue Cards with the information for your VIPP. If desired, you can even have the actual person come into class for the children to meet.

Need help describing what someone does for the church in a kid-friendly way? Check out the list of common VIPPs on the Praise Factory website in the PFI resources. There are lots of kid-friendly descriptions for common VIPP's, such as pastors, elders, deacons and a lot more.

2. PRAY!

Lead the children in praying for the VIPP. Ask the children if they would like to pray for one of the VIPPs prayer requests. Even non-readers can pray for the VIPP if you whisper the prayer request in their ear, then let them say it aloud. Never force a child to pray!

3. CHOOSE AN ACTIVITY

There are two activities you can use to help the children learn about the VIPP:

VIPP Clue Cards: These are nine coloring sheets in which children fill in the nine things they learn about the VIPP from the VIPP Information Sheet. Photocopy a set of each child. Use as few or as many of these Clue Cards as you desire. They are found in the back of this book.

VIPP Game: This is a game that uses a set of Clue Cards for one or two VIPPs.

Choose a VIPP and fill in his/her information on the VIPP Information Sheet. Fill in a set of VIPP Clue Cards with the information for your VIPP. Tell the children about the VIPP, having them fill in the VIPP Clue Cards with the key facts as they learn them. Write any words the children need to write on a white-board or other piece of paper so they can see how to spell them. Help younger children write these words on their clue cards. Ideas for how to tell the children about many common VIPPs are listed at praisefactory.org with the resources for this Bible Truth.

Optional TAKING IT TO OTHERS Activity: Introduce and Pray for the VIPP

If you are presenting the VIPP to other children or parents you can assign children to hold up the 10 clue cards and say what each card tells about the VIPP. (Or, you can have the children hold them up as you tell what each one means.) Then lead the children in praying for the VIPP.

Game: Crabbin' Around

Materials

Information Sheet for two VIPPs

2 Sets of Clue Cards

Tape

A Bag

Preparing the Game

1. Fill in one set of clue sheets for the VIPP you are using.
2. Put all the Clue Cards in a bag, except for the ones with the names and pictures of the VIPPs.
3. Tape the picture and name of each VIPP to the wall, about 3 feet from the ground.

Playing the Game

Reveal: Tell the children about the VIPPs, showing them your filled-in clue cards as you tell about them.

Review: Put the Clue Cards for both VIPPS put in one bag. Mix up. Have children sit down, with their legs in front of them and their hands propped behind them. Show them how to get in crab position and try moving around. (Moving on hands and feet, with front side facing up). Tell them that you will pull out a clue, tell them what it is and they are to crab-crawl their way to the picture of the person who it belongs to. Give them the answer after everyone has run to their guessed person. Continue until all clues have been used up.

VIPP INFORMATION SHEET

VIPP NAME:

WHAT VIPP LOOKS LIKE

Man or Woman? _____

Hair color? _____

Eye color? _____

FAVORITE ANIMAL

FAVORITE FOOD

FAVORITE FREE TIME ACTIVITY

WHAT VIPP DOES DURING WEEK

VIPP GROUP OF SERVICE:

Church Member

Deacon

Elder

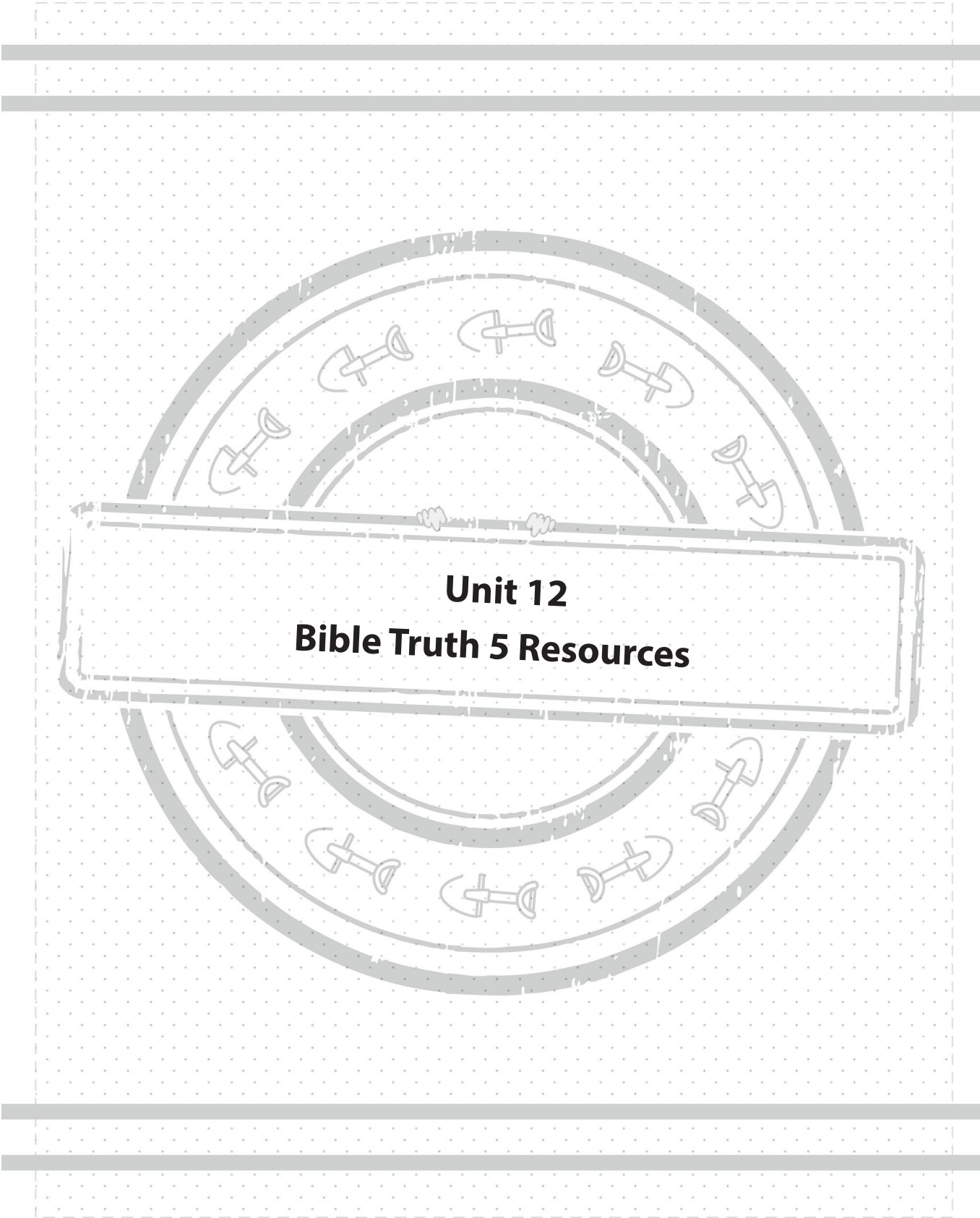
Church Staff

Special Volunteer

Supported Worker
(Missionary)

3 WAYS VIPP SERVES CHURCH

3 WAYS TO PRAY FOR THE VIPP



Unit 12
Bible Truth 5 Resources

BIBLE TRUTH 5 OVERVIEW

Unit 12: God's People Live for Him

Big Question and Answer: "How Should God's People Live Each Day? They Should Live Like Jesus!"

Bible Verse: "Therefore be imitators of God, as beloved children. And walk in love, as Christ loved us and gave himself up for us, a fragrant offering and sacrifice to God." Ephesians 5:1-2

Bible Truth 5 Concept: God's People Are Good Stewards of His Gifts

God is the Creator of all things and all things belong to Him. There is nothing that we have that God did not give to us: our bodies, our belongings, our money, our lives. Yes, everything is a gift from God to us.

What does God want us to do with all these good gifts He have given us? He wants us to be good stewards of them. What is a steward? A steward is someone who takes care of someone else's things.

God tells us in His Word how He wants His people to be good stewards of His gifts to them. He wants them to serve Him with their bodies—with their hands, their mouths and all of their strength. He wants them to freely share what they have with others. He wants them to use their money generously to take care of their families, to help others and to spread the good news of salvation through Jesus.

In heaven, God promises to reward each of His people according to how they stewarded His gifts during their lives on earth. God's people know that they can't be good stewards of God's gifts on their own. They know that it is the Holy Spirit, working in their hearts, who helps them be the good stewards He wants them to be. We can become God's people when we turn from our sins and trust in Jesus as our Savior.

Bible Truth 5 Bible Verse

Meditation Version: 1 Peter 4:10-11

"Each one should use whatever gift he has received to serve others, faithfully administering God's grace in its various forms. If anyone speaks, he should do it as one speaking the very words of God. If anyone serves, he should do it with the strength God provides, so that in all things God may be praised through Jesus Christ."

Alternate Memory/Games Version: 1 Peter 4:10

"Each one should use whatever gift he has received to serve others."

Bible Truth 5 ACTS Prayer

A God, we praise You for being the Giver of all the good things and gifts we enjoy.

C God, we confess that many times we are selfish with what You have given us. We forget that You call us to be good stewards of Your gifts. You want us to bring praise to Your name and to help others know and love You by the way we use them.

T Thank You, God for the many gifts You have given us. Thank You most of all, for the offer of salvation through Jesus to all who repent of their sins and trust in Him as their Savior.

S God, work in our hearts! Help us turn away from our sins and trust in Jesus as our Savior. Help us to remember that we are all stewards of the gifts You have given us. Send Your Holy Spirit to fill our hearts and help us to be good stewards of Your gifts. Help us to use them to bring praise to Your name; to help take care of the needs of others; and, to help them know and love You.

Bible Truth 5 Stories

Lesson 1: The Case of the People Who Wouldn't Stop (Old Testament)

Exodus 3,5,11,12,15,19-40

Lesson 2: The Case of the Bulging Box (Story of the Saints)

Lesson 3: The Case of the Treasure Seekers (New Testament)

Luke 11:13-34

1. GETTING STARTED: Welcome and Opening Songs (*introduce unit and get kids moving with these songs*)

<p>Welcome</p>	<p>“Welcome to Praise Factory. We’re so glad you’ve joined us! Here at the PFI we are investigators. (That’s what the “I” stands for!) Investigators look for answers to questions. In PFI, we look for answers to big questions about God. We dig deep down in the truths of God’s Word to find them.”</p>
<p>Praise Factory Theme Song</p>	<p>“Let’s sing our Praise Factory Investigator’s theme song.”</p> <p>PFI: Praise Factory Investigators <i>PFI ESV Songs 12, Track 1</i></p> <p>We’re PFI: Praise Factory Investigators, Diggin’ deep down for truths in God’s Word, That’s PFI: Praise Factory Investigators, Diggin’ deep down for truths in God’s Word, We’re looking for answers to very big questions, Big questions about God, If you’re looking for answers to very big questions ‘bout God, come along, Join PFI: Praise Factory Investigators, Diggin’ deep down for truths in God’s Word, That’s PFI: Praise Factory Investigators, Diggin’ deep down for truths in God’s Word. Deep down, diggin’ down, Let’s go diggin’ down, Deep down, diggin’ down, ‘Til answers to all our Big Questions we’ve found. We’re PFI: Praise Factory Investigators, Diggin’ deep down for truths in God’s Word, That’s PFI: Praise Factory Investigators, Diggin’ deep down for truths in God’s Word.</p>
<p>Classroom Rules Song</p>	<p>An important part of Praise Factory is helping us worship God and love one another. Our WoGoLOA song reminds us how we should act. Let’s sing it.”</p> <p>WoGoLOA Rules Song <i>PFI ESV Songs 12, Track 2</i></p> <p>Refrain: WoGoLOA means “Worship God and love one another,” WoGoLOA means “Worship God and love one another.”</p> <p>WoGo means “Worship God.” Sound off, 1,2,3, Joyfully take part, Listen to others, Obey your teachers. (<i>Refrain</i>)</p> <p>LOA means “Love One Another.” Sound off, 1,2,3, Be kind, Be encouraging, Help others, help others. (<i>Refrain twice</i>)</p>

1. GETTING STARTED, continued

<p>Opening Prayer</p>	<p>"Let's ask God to help us obey these rules, and to help us worship Him and love one another as we learn more about Him today. Let's pray." <i>Pray.</i></p>
<p>Big Question Under Investigation:</p> <p>Big Question 12 and Songs</p>	<p>"Now it's time to turn today's Big Question Under Investigation.</p> <p>It's: How Should God's People Live?</p> <p>We become God's people when we turn away from our sins and trust in Jesus as our Savior. That is the end of the punishment for our sins that we deserved from God, but it's the beginning of a whole new way to live. God's people want to honor God with their whole lives like Jesus did. They seek to love God most of all and love all people, too.</p> <p>So the answer to our Big Question, 'How Should God's People Live? is: They Should Live Like Jesus!</p> <p>"Let's sing our Big Question Song(s): <i>choose one or both</i></p> <p>Big Q & A 12 Song <i>PFI ESV Songs 12, Track 3</i> <i>(adapted version of "Twinkle, Twinkle, Little Star")</i> How should God's people live each day? They should live like Jesus! How should God's people live each day? How should God's people live each day? How should God's people live each day? They should live like Jesus!</p> <p>How Should God's People Live? <i>PFI ESV Songs 12, Track 4</i></p> <p><i>Refrain:</i> How should God's people live? How should God's people live? How should God's people live? They should live like Jesus!</p> <p>Verse 1: Jesus loved God most of all, He loved all people, too, In all that He did and said and thought, He loved them thru and thru. <i>(Refrain)</i></p> <p>Verse 2: God's people should love God most of all, They should love others, too, And God the Holy Spirit, Will help them in all they do. <i>(Refrain)</i></p>

1. GETTING STARTED, continued**Unit 12
Bible Verse**

*You might also enjoy
listening to:
Let Everyone Who
Names the Name
2 Timothy 2:19,22, ESV
PFI ESV Songs 12, Track 6*

"How do I know this is true? The Bible tells me so!

Ephesians 5:1-2 tells us: "Therefore be imitators of God, as beloved children. And walk in love, as Christ loved us and gave himself up for us, a fragrant offering and sacrifice to God."

**Big Question 12 Bible Verse Song
Walk in Love: Ephesians 5:1-2**

PFI ESV Songs 12, Track 5

Therefore be imitators of God, as beloved children,
And walk in love, as Christ love us,
Therefore be imitators of God, as beloved children,
And walk in love, as Christ love us,
Walk, walk, walk in love, walk in love as Christ loved us,
Walk, walk, walk in love, walk in love as Christ loved us.
Ephesians Five, one and two.

God's people have been loved by God through Jesus Christ in the deepest way imaginable. What more could He have done than to offer up His life as the full payment for their sins so they could be God's people. The Bible tells us that He did this even while we were still His enemies. He loved us before we loved Him! But Jesus did this not just because of His love for God's people, but even more so, for His love for God, His Father. He always delighted to do whatever His Father wanted Him to do. God calls His people to live like Jesus, loving others and loving Him, in everything they do. God promises to help them to live this way.

2. DIGGING DEEP DOWN: Key Concept and Story (introduce the Bible Truth and tell the related story)**Bible Truth 5**

"It's time for us to dig down deeper for answers to our Big Question. We're learning **FOURTEEN** Bible Truths that all tell us something about how God's people live. We have learned some already. Can you remember any of them? (God's People Grow to Be More Like Jesus; God's People Love Him with All of Themselves; God's People Love Others; and God's People Trust Him.)

The Bible Truth we are going to be thinking about today is:

God's People Are Good Stewards of His Gifts

God is the Creator of all things and all things belong to Him. There is nothing that we have that God did not give to us: our bodies, our belongings, our money, our lives. Yes, everything is a gift from God to us.

What does God want us to do with all these good gifts He have given us? He wants us to be good stewards of them. What is a steward? A steward is someone who takes care of someone else's things.

God tells us in His Word how He wants His people to be good stewards of His gifts to them. He wants them to serve Him with their bodies—with their hands, their mouths and all of their strength. He wants them to freely share what they have with others. He wants them to use their money generously to take care of their families, to help others and to spread the good news of salvation through Jesus.

In heaven, God promises to reward each of His people according to how they stewarded His gifts during their lives on earth. God's people know that they can't be good stewards of God's gifts on their own. They know that it is the Holy Spirit, working in their hearts, who helps them be the good stewards He wants them to be. We can become God's people when we turn from our sins and trust in Jesus as our Savior.

2. DIGGING DEEP DOWN, continued

Bible Truth 5 Hymn

“Long ago, a woman named Mary Byrne was thinking about this Bible truth, too. She wrote the words to a hymn called “Be Thou My Vision.” We’re going to learn a verse from it.

Be Thou My Vision

PFI ESV Songs 12, Track 19

Verse 2

Be Thou my Wisdom,
 And Thou my true Word;
 I ever with Thee
 And Thou with me, Lord;
 Thou my great Father,
 I Thy true son;
 Thou in me dwelling,
 And I with Thee one.

God’s people want God to be their Wisdom, that they would know how to use their lives to please Him. They want Him to be their true Word, that they might believe His Word and obey all it tells them about how to use the good gifts He’s given them. They want His Holy Spirit to be dwelling in them so that even in their hearts they might have the wonderful fellowship with God He created them to have. They want Him to ever be with them, so that everything in their lives, from the thoughts of their hearts to their words and their actions, please Him and might be used as He wants them to be used. This is how they can be good stewards of all the gifts God has given them.

Bible Truth 5 Bible Verse and Song

“The Bible verse we are going to be digging down into for this Bible Truth is:

1 Peter 4:10-11

“As each has received a gift, use it to serve one another, as good stewards of God’s varied grace: whoever speaks, as one who speaks oracles of God; whoever serves, as one who serves by the strength that God supplies—in order that in everything God may be glorified through Jesus Christ.”

This verse reminds us God is the one who gives us everything we are and have. He wants us to be good stewards of them. He wants us to use these gifts to help and encourage others; and, to bring praise to His name. He gives us the strength to do this, through His Holy Spirit, when we turn from our sins and trust in Jesus as our Savior.

We’ve said our Bible verse, now let’s sing it!

As Each Has Received a Gift

PFI ESV Songs 12, Track 20

*You might also enjoy listening to:
 Gift, Gift, Gift,
 1 Peter 4:10-11, ESV
 PFI ESV Songs 12,
 Track 21*

As each as received a gift,
 Use it to serve one another,
 As each as received a gift,
 Use it to serve one another,
 As good stewards of God’s varied grace,
 Use it to serve one another,
 As good stewards of God’s varied grace,
 In order that in everything ,
 God may be glorified.
 In order that in everything ,
 God may be glorified through Jesus Christ. *repeat*
 First Peter Four, ten and eleven.

2. DIGGING DEEP DOWN, continued**LESSON 1 STORY****New Testament Story:****The Case of the People Who Wouldn't Stop***Exodus**3,5,11,12,15,19-40*

"Now it's time for today's story called: **The Case of the People Who Wouldn't Stop.**

As you listen to the story, see if you can figure out:

- 1. Who were the people who wouldn't stop? What wouldn't they stop doing?**
- 2. How were they showing that they knew they were stewards? How were they being good stewards of what God had given them?**

(If desired, write these questions on a sheet of paper to refer to when the story is finished.)

Read story.

After reading story, ask for the children's answers to the questions.

1. Who were the people who wouldn't stop? What wouldn't they stop doing? The people of Israel. They wouldn't stop giving things to be used to build the tabernacle.

2. How were they showing that they knew they were stewards? How were they being good stewards of what God had given them? They did not hold onto the things given to them. They wanted them to be used to do whatever the LORD wanted them to be used for.

Close in prayer. (prayer suggestions included at end of story)

LESSON 2 STORY**Story of the Saints:****The Case of the Bulging Box**

"Now it's time for today's story called: **The Case of the Bulging Box.**

As you listen to the story, see if you can figure out:

- 1. What was the box for? What did it bulge with?**
- 2. What came out of the box besides money? What did he mean?**

(If desired, write these questions on a sheet of paper to refer to when the story is finished.)

Read story.

After reading story, ask for the children's answers to the questions.

1. What was the box for? What did it bulge with? To help missionaries who had gone overseas to tell others about Jesus. Money.

2. What came out of the box besides money? What did he mean? Money to care for the missionaries came out of the box, but also Cyrus did! He didn't really come out of the box. He meant that because of that box and the money he gave, God gave him a heart to want to go tell people in faraway places about Jesus, too.

Close in prayer. (prayer suggestions included at end of story)

2. DIGGING DEEP DOWN, continued**LESSON 3****Old Testament Story:****The Case of the Treasure Seekers***Luke 11:13-34*

"Now it's time for today's story called: **The Case of the Treasure Seekers.**

As you listen to the story, see if you can figure out:

- 1. Who came to Jesus seeking treasure? How did he want Jesus to help?**
- 2. What treasure did Jesus tell him (and the others) to seek? How could they get this kind of treasure?**

(If desired, write these questions on a sheet of paper to refer to when the story is finished.)

Read story.

After reading story, ask for the children's answers to the questions.

- 1. Who came to Jesus seeking treasure? How did he want Jesus to help?**

A man whose father had died and he wanted Jesus to tell his brother to share his inheritance (the money and things that had belonged to his father) with him.

- 2. What treasure did Jesus tell him (and the others) to seek? What was it? How could they get this kind of treasure?**

Jesus told them to seek heavenly treasure. Heavenly treasure is seeking to know and love God most of all. They would have heavenly treasure as they used everything God had given them to love God and to love others.

Close in prayer. (prayer suggestions included at end of story)

3. TAKING ACTION: Response Activities *(choose from among these activities)***Response Activities**

- **ACTS Prayer Activity:** Add your own prayer requests to the ACTS prayer
- **Sneaky Snack:** Story-related snack
- **Bible Truth Review Activity:** Game with questions related to the Bible Truth
- **Bible Truth Hymn:** Music activities to learn a portion of a Bible Truth-related hymn
- **Bible Verse Review Activity:** Game with questions related to Bible Truth Bible verse
- **Bible Verse Song:** Music activities to learn the Bible Verse song
- **Story Review Activity:** Game with questions related to the Bible Truth and Case
- **Case RePlay, Jr. and Sr.:** Two drama activities that review the story: one for younger children, one for older children.
- **Craft:** Story-related craft
- **VIPP (Very Important Prayer Person):** Game and a coloring activity to help children learn about people in your church and how to pray for them.

(VIP resources: found online or at back of this book)

4. TAKING IT TO OTHERS *Optional presentations for the last few minutes of class***Presenting to Other Children**

If you split the children into different response activities, you can gather the children together again and have each small group make presentations to show the other children what they learned. Presentation ideas are included in the resources for each activity.

Presenting to Parents

If you keep your children together for response activities, you can have them make a presentation of something they have learned to their parents when they come to pick them up from class. Presentation ideas are included in the resources for each activity.

5. TAKING IT HOME *(Take Home Sheet)***PFI Pronto**

Give out the PFI Pronto for the case story as well as any other materials as the children are dismissed.

BIBLE TRUTH 5, LESSON 1: PLANNER/OVERVIEW

GETTING STARTED: Welcome and Opening Songs (*introduce unit and get kids moving with these songs*)

Welcome to Praise Factory: PFI: Praise Factory Investigators Theme Song *PFI ESV Songs 12, Track 1*

Rules to Help Us Worship God and Love One Another: WoGoLOA Classroom Rules Song
PFI ESV Songs 12, Track 2

Big Question Under Investigation: Big Question 12 Songs *PFI ESV Songs 12, Tracks 3,4*

Big Question Bible Verse: Ephesians 5:1-2 Song: *PFI ESV Songs 12, Track 5*
Extra Bible Verse Song: Let Everyone Who Names the Name: 2 Timothy 2:19,22, ESV PFI ESV Songs 12, Track 6

DIGGING DEEP DOWN: Key Concept and Story (*introduce the Bible Truth and tell the related story*)

Bible Truth 5: God's People Are Good Stewards of His Gifts

Bible Truth Hymn: Be Thou My Vision, v.2 *PFI ESV Songs 12, Track 19*

Bible Verse: 1 Peter 4:10-11

Bible Verse Song: As Each Has Received a Gift *PFI ESV Songs 12, Track 20*
Extra Bible Verse: Gift, Gift, Gift 1 Peter 4:10-11, ESV PFI ESV Songs 12, Track 21

Lesson 1 Old Testament: The Case of the People Who Wouldn't Stop *Exodus 3,5,11,12,15,19-40*

TAKING ACTION: Response Activities (*choose from among these activities*)

Snack and Discussion Planner: The Israelites and the Gold of Egypt

ACTS Prayer: Prayer Sheet

Bible Truth Review: Discussion Questions and Game: Beanbag Scramble

Bible Truth Hymn: Be Thou My Vision, v.2 *PFI ESV Songs 12, Track 19*
Song, Sign Language and Song Game: Pass the Secret Sign **PFI ESV SONGS 12 BOOK or ONLINE**

Bible Verse Review: 1 Peter 4:10-11 Discussion Sheet and Game: Cross the Raging River

Bible Verse Song: As Each Has Received a Gift 1 Peter 4:10-11 *PFI ESV Songs 12, Track 20*
Song, Sign Language and Song Game: Mimic Me! **PFI ESV SONGS 12 BOOK or ONLINE**

Story Review: Discussion Questions and Game: Go Fish

Case Replay, Jr: Drama Activity for Youngest Children (children do same story actions together)

Case Replay, Sr: Drama Activity for Most Children (children re-tell story with individual parts)

Craft: The Beautiful Curtains with Cherubim

VIPP (Very Important Prayer Person) Prayer Time: Coloring Sheets (back of book) and Game: Hit the Wall

TAKING IT HOME: Take Home Sheet for Review and Family Devotions

PFI Pronto: Bible Truth 5, Lesson 1 **PFI ESV PRONTOS 12 BOOK or ONLINE**

The Case of the People Who Wouldn't Stop Exodus 3,5,11,12,15,19-40 by Connie Dever**Our story is called:****The Case of the People Who Wouldn't Stop.****As you listen to the story, see if you can figure out:**

1. Who were the people who wouldn't stop? What wouldn't they stop doing?
2. How were they showing that they knew they were stewards? How were they being good stewards of what God had given them?

This story takes place during Old Testament times, right after the Israelites were freed from slavery in Egypt, about 1500 years before Jesus lived on earth.

A joyful crowd of thousands of poor Israelites poured out of Egypt, leading their flocks and carrying fine riches. What made them so happy that day? You might think it was all those riches! They had gold, silver, jewels, fine cloth and many other expensive things. But it wasn't these things the people rejoiced in that day. It was the LORD their God.

"How amazing is the LORD," they exclaimed. "He has rescued us from slavery in Egypt, has given us all these riches and is leading us to a new home in Canaan!"

On and on the LORD led the Israelites, through the wilderness to Mt. Sinai. They had praised the LORD with their lips, now it was time for them to live it out by making a solemn promise with Him.

"Make a covenant with Me—a solemn promise—to follow all my good laws, and serve and love Me only as your God. If you do obey Me fully and keep this covenant, then out of all nations you will be My treasured possession. I will promise to always protect you, love you, and bless you with the best of things."

"We promise to obey Your good laws. We promise to serve and love only You," the Israelites promised. "We want to be Your people."

The LORD called Moses up Mt. Sinai, leaving Moses' brother, Aaron to lead the people. Up on the mountain the LORD revealed His good laws and wonderful plans to Moses. The LORD wrote on stone the Ten Commandments of how they were to love Him and how to love others. He gave them many other good laws to obey. He told Moses how He planned to use all the skills the Israelites learned in Egypt and all the rich things of Egypt He had give them to allow them to make Him a special place—called the Tabernacle—

where His presence would dwell with the people.

Moses was sure the people would delight in obeying the LORD's good laws and using their skills and riches to build the Tabernacle; but, the LORD knew better. "While you have been up here with Me, the people have forgotten their praise and thankfulness for Me," He told Moses. "They have already broken the covenant they made with Me. They have taken the riches I gave them and used their skills to build a golden calf to worship instead of Me. Go down and see for yourself"

Moses went down and saw the people worshipping and dancing around a giant, golden calf they had made from some of the Egyptian gold. He was furious! He threw down on the ground the stone tablets of God's laws and they shattered. The people had already broken their promise to keep these laws. He ground the golden calf into gold dust, mixed it with water, and made all the people drink it. Many of the Israelites repented of this terrible thing they did, but those who didn't, died by the sword or by a terrible sickness. The LORD is very merciful, but He also hates sin!

The Israelites had already broken their promises to the LORD and He had every right to leave them, but chose not to. "I forgive the people's sins," the LORD told Moses. "I want to keep the covenant with them, even though they have broken it. Make another set of the stone tablets I gave you and go to the people and have them prepare to build My Tabernacle." How merciful He was to His sinful people!

So Moses gathered all the people together and told them, "The LORD forgives your sin. He has something He wants you to do with the riches of Egypt He gave you. He wants you to build a Tabernacle so His presence can

Story-telling Tips

Ahead of time:

1. Read the Bible verses and story. Pray!
2. Create story cue cards on index cards (or highlight text).
3. Practice telling story dramatically, timing your presentation. Shorten, if necessary to fit your allotted time.
4. Decorate area with story props that help bring your story alive.

During your presentation:

1. Maintain as much eye contact as possible as you tell the story. Point to/use props at important points in the story. Include the kids in your story with a few questions about what they think will happen or words/concepts that might be new to them.
2. Watch the kids for signs that their attention span has been reached. Shorten, if necessary.

dwell among you.”

Everyone who is willing is to bring to the LORD an offering of gold, silver and bronze; blue, purple and scarlet yarn and fine linen; goat hair; ram skins dyed red and hides of sea cows; acacia wood; olive oil for the light; spices for the anointing oil and for the fragrant incense; and onyx stones and other gems to be mounted on the high priest’s special clothes,” Moses told them. “Then come, all who are skilled and make everything the LORD has commanded for His tabernacle.”

What would the Israelites do? It would take most of the riches they had been given in Egypt to make this Tabernacle? Would they give them up? It would take a lot of time and skill to make this Tabernacle. Would they really use all their skill and time to make this? Was their praise for the LORD just a feeling in their heart? Or was He someone they would give the best of their things, their skills and their time for?

“Yes,” they told Moses, “we want to give our riches. We want to use our skills to build His Tabernacle.”

Many wanted to make an offering to the LORD for the work on the Tabernacle. They brought gold jewelry of all kinds: brooches, earrings, rings and ornaments. Others brought silver and bronze. Still others gave blue, purple or scarlet yarn or fine linen, or goat hair, ram skins dyed red or hides of sea cows. Those who had acacia wood brought it. Those who had spices and olive oil offered them. The leaders brought onyx stones and other gems to be mounted on the high priest’s ephod and breast piece.

Then the skilled workers came forward. “We want to use all our skills to make the Tabernacle for the LORD’s presence,” they told Moses.

Moses received the skills these workers offered to the LORD. “The LORD has chosen Bezalel of the tribe of Judah, and he has filled him with the Spirit of God, with the ability to make artistic designs for work in gold, silver and bronze, to cut and set stones and to do beautiful woodwork,” he told the Israelites.

“He has given both Bezalel and Oholiab of the tribe of Dan, the ability to teach others. He has filled them with skill to do all kinds of work as craftsmen, designers, embroiderers in blue, purple and scarlet yarn and fine linen, and weavers—all of them master craftsmen and

designers,” Moses told them.

Bezalel, Oholiab and the other workers began to work on the Tabernacle, using the offerings, but before long had to quit. “Moses! Tell the people to stop bringing offerings! We don’t even have space to work because of all their gifts!” they pleaded.

So Moses sent out the order, “Don’t make any more offerings!” What a wonderful problem! The people had over-given to the LORD!

Day after day, Bezalel, Oholiab and the others worked to make the Tabernacle just the way the LORD had commanded. At last it was all done: the Ark of the Covenant, the beautiful curtains with cherubim that kept it hidden in the Holy of Holies; the table for the shewbread, the lampstand; the altar of incense; the altar of burnt offering; the basin for washing; the courtyard and its curtains; and, all the priestly garments. Moses inspected all the work that had been done and it was perfect!

“Everything has been made just exactly as the LORD planned it. Out of your thankfulness to the LORD, you’ve given from your best things what was needed—and even more. You’ve used your skills and time to make everything just as the LORD planned. Now everything is perfect. Receive the blessing of the Lord for your offerings and hard work. Make the final preparations for the coming of the Lord’s glory to His Tabernacle,” Moses said to the people.

When everything in the Tabernacle was made ready and the priests dressed in their priestly garments, the great cloud of the Lord’s presence that had led them from Egypt dropped down and covered the Tent of Meeting and the glory of the LORD filled the Tabernacle so completely that no one could enter it. And all the people praised the LORD. How amazing was their mighty God! He had given them so much—freedom, the promise of a new life and even the great riches of Egypt. He gave them an ever-lasting covenant. He had even forgiven them for making and worshiping an idol. He had given them the chance to give their things and use their skills to build a Tabernacle so that His presence could always be with them. And now His presence had come to dwell with them. What a great day it was!

And so from that day, in all the travels of the Israelites,

OLD TESTAMENT STORY**P.3**

wherever they went, the LORD was with them, making His dwelling place among them, and leading them where He wanted them to go.

Cracking the Case:

It's time to answer our Case Questions.

1. Who were the people who wouldn't stop? What wouldn't they stop doing? The people of Israel. They wouldn't stop giving things to be used to build the tabernacle.

2. How were they showing that they knew they were stewards? How were they being good stewards of what God had given them? They did not hold onto the things given to them. They wanted them to be used to do whatever the LORD wanted them to be used for.

Something for You and Me

Our Bible Truth is:

God's People Are Good Stewards of His Gifts

Our Bible Verse is: 1 Peter 4:10,11:

"As each has received a gift, use it to serve one another, as good stewards of God's varied grace: whoever speaks, as one who speaks oracles of God; whoever serves, as one who serves by the strength that God supplies—in order that in everything God may be glorified through Jesus Christ."

The LORD had done so much for the Israelites! He had given them so much, too. Yet they were all too quick to forget Him and use what He had given them to do sinful things.

What about you and me? What has the LORD given us? Has He not blessed us with good things and with skills? Has He not offered us salvation through faith in Jesus? Yes, He has. Will we turn from our sins and trust in Jesus as our own Savior? Will we receive the salvation He offers us freely through Jesus?

And what will we do with what the LORD has given us? Be selfish and think only of ourselves? Forget that He has given them all to us? Or, will we remember each day that we are only stewards of all the good gifts that God has given us and try to use everything we have to love others and help them know about Jesus?

Let's praise God for all the good gifts He has given us. Let's ask Him to work in our hearts that we might turn away from our sins and trust in Him as our Savior. Let's ask Him to make us good stewards of the things and skills He has given us, that we might glorify Him.

Closing ACTS Prayer

A God, we praise You for being the rescuer of Your people from slavery to sin and to death. You give them eternal life.

C God, we confess that too many times, like the Israelites, we are sinners who choose to use the good things You have given us to do what we want to do, instead of using them to worship and serve You. We need a Savior!

T God, we thank You that even though we have often disobeyed Your good ways and misused the good things You have given us, that You offer us forgiveness through Jesus.

S God, work in our hearts! Help us to turn away from our sins and trust Jesus as our own Savior. Help us to use all the good gifts You have given us to serve You.

Special Words

Covenant: A special, very serious promise made between two persons, or groups of persons. It is sealed with blood to show that a person must keep this promise, no matter what.

Mt. Sinai: The group of mountains, out in the wilderness, where the LORD met with Moses and with the Israelites. This is where He gave the people His laws and made His covenant with them.

Tabernacle: The meeting tent that the LORD told the people of Israel to build that would serve as His special dwelling place near them and where they would come and give their worship gifts/sacrifices to Him.

ACTS PRAYER ACTIVITY

Use this sheet to write down your ACTS Prayer

Instructions:

Use this sheet to help the children apply the Bible Truth into a prayer. You can use the ACTS provided or even better, have the kids think of their own applications. Also have the children add their personal requests to the prayer, too. Lead the children in the prayer or let them pray sections, with your help. Never force a child to pray! Non-readers can participate by you whispering a section of the prayer into their ear and allowing them to pray it aloud for the group.

ADORATION:

God, we praise You for being the Giver of all the good things and gifts we enjoy.

God, we praise You for being.....

Add your own Adorations:

CONFESSION:

God, we confess that many times we are selfish with what You have given us. We forget that You call us to be good stewards of Your gifts. You want us to bring praise to Your name and to help others know and love You by the way we use them.

God, we have sinned against You....

Add your own Confessions:

THANKSGIVING:

Thank You, God for the many gifts You have given us. Thank You most of all, for the offer of salvation through Jesus to all who repent of their sins and trust in Him as their Savior.

God, we thank You for...

Add your own Thanksgivings:

SUPPLICATION:

God, work in our hearts! Help us turn away from our sins and trust in Jesus as our Savior. Help us to remember that we are all stewards of the gifts You have given us. Send Your Holy Spirit to fill our hearts and help us to be good stewards of Your gifts. Help us to use them to bring praise to Your name; to help take care of the needs of others; and, to help them know and love You.

God, we need Your help...

Add your own Supplication:

SNEAKY SNACK

Can you figure out how this snack ties in with our case?

Snack: The Israelites and the Gold of Egypt

Animal cracker “golden calf” with Teddy graham “Israelites” around it; or, add yellow sprinkles (when ready to serve) to the children’s water “gold dust” with round cheese circle “earrings.”

This is only a suggestion. Feel free to modify. Be mindful of allergy issues among your children!

Case Tie-in: After Moses went up the mountain to be with the LORD, the people of Israel all too quickly turned to disobey Him and break their covenant with Him. They took golden things, such as golden earrings, that He had given them when they left Egypt to create a golden calf to worship as their god. Moses was furious when he came down the mountain and saw what the people had done. He made them drink the gold calf as gold dust in water. How merciful the LORD was with His sinful people, though! He welcomed them to give from the good gifts He had given them to create the things needed for the Tabernacle. The people rejoiced and gave freely from their things.

SOUL FOOD

Food for thought during snack time

1. What does the snack have to do with the story?

Choose a few questions from the other activity discussion sheets to talk about during this snack time.

2.

3.

4.

5.

6.

7.

Directions: Read and discuss Bible Truth, using a FEW of the questions. Play game. Feel free to modify the game to fit your children.

God's People Are Good Stewards of His Gifts

God is the Creator of all things and all things belong to Him. There is nothing that we have that God did not give to us: our bodies, our belongings, our money, our lives. Yes, everything is a gift from God to us.

What does God want us to do with all these good gifts He have given us? He wants us to be good stewards of them. What is a steward? A steward is someone who takes care of someone else's things.

God tells us in His Word how He wants His people to be good stewards of His gifts to them. He wants them to serve Him with their bodies—with their hands, their mouths and all of their strength. He wants them to freely share what they have with others. He wants them to use their money generously to take care of their families, to help others and to spread the good news of salvation through Jesus.

In heaven, God promises to reward each of His people according to how they stewarded His gifts during their lives on earth. God's people know that they can't be good stewards of God's gifts on their own. They know that it is the Holy Spirit, working in their hearts, who helps them be the good stewards He wants them to be. We can become God's people when we turn from our sins and trust in Jesus as our Savior.

Understanding the Bible Truth

1. Why do all things belong to God? *Because He created them.*
2. What do we have that God has given to us? *Everything! Our bodies, things, money, lives.*
3. What is a steward? *Someone who takes care of someone else's things.*
4. What are people stewards of? *The things that God has given to each of them.*
5. How can we be good stewards of God's gifts to us? *Serve Him with our bodies; share freely with others; give our money generously to help our families and others; use all we have to tell others about Jesus.*
6. What difference does it make how we steward the things God has given us? *How we use them pleases Him or not. He will reward us in heaven for how well we stewarded His gifts.*
7. How will God reward each of His people in heaven? *According to how they stewarded His gifts to them during their lives on earth.*
8. Can God's people be good stewards of God's gifts to them on their own? Why or why not? *No. They know that the Holy Spirit, working in their hearts must help them to be the kind of steward God wants them to be.*
9. How can we become God's people? *By turning away from our sins and trusting in Jesus as our Savior.*

Bible Verse Connection Question

1. What does our Bible Truth have to do with our **Bible Verse: 1 Peter 4:10**: "As each has received a gift, use it to serve one another, as good stewards of God's varied grace: whoever speaks, as one who speaks oracles of God; whoever serves, as one who serves by the strength that God supplies—in order that in everything God may be glorified through Jesus Christ?"

This verse reminds us that the gifts God gives to each of His people are to be used to bring praise to God and to encourage each other.

Bible Truth Story Connection Questions

1. How were the Israelites bad stewards, how were they good stewards, of what God gave them? *They were bad stewards when they used the riches from Egypt and their skills to make a golden calf to worship. They were good stewards when they generously gave their riches and their skills to build the Tabernacle.*

Life Application Questions

1. How can we be good stewards of God's gifts to us? *Answers will vary.*
2. What difference does it make to God's people to know that everything they are and have is really God's and He calls them to be a steward of them? *It makes them think carefully about how they use what they have and are. They know that God is watching them and will reward them for serving Him well, even if no one else sees.*
3. What is the best first step to being a good steward of the soul that God has given us to know and love Him? *To turn away from our sins and trust in Jesus as our Savior.*

ACTS Questions

1. What is something we can praise God for because of this Bible Truth?

Praise God for being the Giver of all the good things and gifts we enjoy.

2. What are sins we can confess to God because of this Bible Truth?

Confess that many times we are selfish with what God has given us and forget that He calls us to be good stewards of them, using them to bring praise to God and help others to know and love Him.

3. What is something we can thank God for because of this Bible Truth?

Thank God for specific gifts He has given us.

4. What is something we can ask God for because of this Bible Truth?

Ask God to help us to remember that we are all stewards of the gifts He has given us. Ask God to work in our hearts that we might trust Him as our own Savior. Ask God to send the Holy Spirit to fill our hearts and help us to be good stewards of God's gifts, using them to bring praise to God and help others to know and love Him.

The Gospel

1. We are all born sinners. We have all chosen to use the good gifts and abilities God has given us to please ourselves, not to obey and glorify Him. We deserve His punishment, but God offers us hope. What is the gospel? *God is the good Creator and King of the world. He made people to worship Him and live by His good laws. But we are all sinners who have rebelled against Him. We all deserve death--God's just, eternal punishment for our sins. How terrible! But God has good news for us. In His great mercy, God sent His Son Jesus to earth to save sinners. Yes, Jesus, the perfect Son of God, left His home in heaven and became a man. He lived the perfect life that pleases God. (He's the only one who has ever done that!) He offered it up to God His Father as the perfect sacrifice for sins when He suffered and died on the cross. Then, on the third day, Jesus rose from the dead in victory. He had fully paid for the sins of God's people, so they wouldn't have to! Now all who turn away from their sins and trust in Jesus as their Savior will receive forgiveness of sins and eternal life with God. They will be His very own special people who will know Him and enjoy Him forever. We can be God's people, too, if we turn from our sins and trust in Jesus as our own Savior.*

Game: Beanbag Scramble

Materials

Beanbags, enough for the all the children, minus 1
Drum, guitar or just your hands!
Tape
Small bowl or bag
Bible Truth Questions

Preparing the Game

1. Choose 20+ questions for your game from the Bible Truth Discussion Questions, or make up your own.
2. Write the Bible Truth questions on small thin strips of paper (or make a photocopy of the Bible Truth Discussion Questions and simply cut them into strips) and put them in the bag/bowl.

Playing the Game

Beanbags are placed in a circle on the floor, with children forming a circle just outside the beanbags. Tell the children that you will beat a beat on the drum, strum a strum on the guitar, or clap your hands and they are to march to the beat. As the beat gets faster, they march faster. As it gets slower, they march slower, etc. Suddenly stop the music and the children scramble for the beanbags. The child who has no beanbag picks a question for the class to answer.

Game continues as number of questions, time, and attention span allow.

Optional TAKING IT TO OTHERS Activity: Quiz Questions

Have the children choose a few of the questions from the game to ask the parents/other children during TAKING IT TO OTHERS time. Help pre-readers by whispering the question in their ear and letting them ask it aloud to the parents/other children. Make sure you read the Bible verse aloud before you ask your questions.

Directions:

1. Write words to song in large print before class.
2. Play the song for the children, helping them follow along on the song sheet.
3. Discuss the song, using a few questions from the discussion sheet. *Don't use them all!*
4. Introduce sign language for key words of your choice from sign language sheet for your song. Use as few or as many as you think the children can learn.
5. Sing and sign the song. Sign language as well as large format lyrics and sheet music are found in the PFI Unit Songbook or online.
6. If desired, play the Song Game.

Optional TAKING IT TO OTHERS Activity: Presenting and Singing the Song

1. Sing and sign the song, encouraging the watching children/parents to join in.
2. Ask the class some of the questions listed below. The Bible Truth Connection Question is particularly good to help them understand how the song ties in with the Bible Truth.

Be Thou My Vision

Verse 2

Be Thou my Wisdom,
And Thou my true Word;
I ever with Thee
And Thou with me, Lord;
Thou my great Father,
I Thy true son;
Thou in me dwelling,
And I with Thee one.

Listen to it on PFI ESV Songs 12, Track 19

Understanding the Song

1. What does "Thou" mean? Who is the "Thou" being spoken to? *"Thou" is an old word meaning "You." The Lord is the "Thou" in this song.*
2. What does it mean to ask God to be your "Wisdom"? *To not depend on your own understanding but on God's to know what is best. It also means asking God to show you what He thinks as wise, to help you believe it and to help you to do it.*
3. What does it mean to ask God to be your "true Word"? *It means to ask God to help you to believe in His Word., and help you desire to live by them in all you think, say and do.*
4. Who does the writer of the song want to always be with Him? *The Lord.*
5. Who is God a great Father to? *God is a great Father, not just to Jesus, but also to all of His people.*
6. Who is like a "true son" to God? *Not just Jesus, but all of God's people.*
7. How can we have God as our true Father? How can we be His true sons? *By turning from our sins and trusting in Jesus as our own Savior.*
8. Are true sons just talking about boys/men or does it include girls/women, too? *Sons means both boys and girls; men and women.*
9. How does God dwell in His people? *The Holy Spirit lives inside their hearts.*
10. What does it mean to be one with God? *It means to be in happy fellowship with Him in your heart; and, in agreement with what He wants.*

Bible Truth Connection Question

1. How does this song relate to our Bible Truth: **God's People Are Good Stewards of His Gifts?**

God's people want God to be their Wisdom, that they would know how to use their lives to please Him. They want Him to be their true Word, that they might believe His Word and obey all it tells them about how to use the good gifts He's given them. They want His Holy Spirit to be dwelling in them so that even in their hearts they might have the wonderful fellowship with God He created them to have. They want Him to ever be with them, so that everything in their lives, from the thoughts of their hearts to their words and their actions, please Him and might be used as He wants them to be used. This is how they can be good stewards of all the gifts God has given them.

Story Connection Question

1. How does this song relate to the story? *At Mt. Sinai, the Israelites made a covenant with the LORD. He would be their God and they would obey His Word. They wanted Him to be their Wisdom and their true Word. How sad it was that they quickly turned away from Him! They turned away from His wisdom and His Word and worshiped a golden calf instead. They deserved only God's punishment, but in His great mercy, He forgave those who repented of their sins and turned back to Him. He gave them the opportunity to give their skills and riches to make the Tabernacle: the place where God would dwell with them.*

Bible Connection Question

1. What does this hymn have to do with our Bible Verse: **1 Peter 4:10**: "As each has received a gift, use it to serve one another, as good stewards of God's varied grace: whoever speaks, as one who speaks oracles of God; whoever serves, as one who serves by the strength that God supplies—in order that in everything God may be glorified through Jesus Christ.?"

God's people know that all the gifts they have are good gifts from God, their Father. They know that they need God's wisdom and His Word to know how to use the gifts God has given them in ways that will bring praise to Him through Jesus Christ. They depend upon the Holy Spirit, dwelling in them to help them to believe and obey God's wisdom as revealed in His Word; and, to do whatever God calls them to do with the gifts He has given them.

Life Application Questions

1. How can our lives be affected by the message of this song? *We can ask God to be our Wisdom and our true Word. We can ask Him to help us to turn from our sins and trust in Jesus as our own Savior. And, we can ask the Holy Spirit to dwell in our hearts, helping us to use all the good gifts God gives us for the praise of His name.*

ACTS Questions

1. What is something we can praise God for from this hymn?

Praise God for the Wisdom and True Word of His People.

2. What are sins we can confess to God from this hymn?

That many times, we do not want God's wisdom or to be our true Word. We want to do things our own way, instead of God's good and perfect ways.

3. What is something we can thank God for from this hymn? *We can thank God for making His people His true sons, even though they deserve nothing but His punishment for the way that have sinned against Him. We can thank God for sending the Holy Spirit to dwell in their hearts and giving them wonderful, close fellowship with Him.*

4. What is something we can ask God for from this hymn? *That God would make us His true sons by working in our hearts that we might turn from our sins and trust Jesus as our Savior. We can ask Him to send the Holy Spirit to dwell in our hearts, that we might have wonderful, close fellowship with God.*

Gospel Question

1. Why do none of us deserve to be God's true sons? What has Jesus done so that we can be? What is the gospel? *God is the good Creator and King of the world. He made people to worship Him and live by His good laws. But we are all sinners who've rebelled against Him. We all deserve death--God's just, eternal punishment for our sins. How terrible! But God has good news for us. In His great mercy, God sent His Son, Jesus to earth as a man to save sinners. He lived the perfect life that pleases God. (He's the only one who's ever done that!) He offered it up to God His Father as the perfect sacrifice for sins when He suffered and died on the cross. Then, on the third day, Jesus rose from the dead in victory. He had fully paid for the sins of God's people, so they wouldn't have to! Now all who turn away from their sins and trust in Jesus as their Savior will receive forgiveness of sins and eternal life with God. They will be His very own special people who will know Him and enjoy Him forever. We can be God's people, too, if we turn from our sins and trust in Jesus as our own Savior.*

Song Game: Pass the Secret Sign

Materials

Sign Language signs used in song, particularly choose words with important meanings you want the children to learn, such as “grace”, “redeem”, etc.

Bag or bowl

Blindfold

Preparing the Game

1. Cut out signs and put in bowl.

Playing the Game

1. Practice the song and signs until the children know them well.
2. Have all the children stand in a tight circle, except one, “It,” who will stand in the middle of the circle, blindfolded.
3. Have the children in the circle to put their hands behind their backs. Choose a sign from the bag and hand to a child in the circle, still keeping hands behind their backs, not looking at the sign.
4. When “It” says “Pass the Secret Sign”, the children will begin to pass the sign around behind their backs.
5. When “It” says “Stop the Passing!” the child who has the sign freezes with the sign behind his back.
6. The child with the sign brings it around and looks at it. You can help the child practice the sign.
7. Then take the blindfold off of “It”, watch the child with the card do the sign, then have “It” guess the name of the sign. (If desired, “It” can ask another child in the circle for help with their guess.)
8. The holder of the sign then becomes “It.” Sing the song with all the signs, then repeat.

choose a FEW questions for discussion, then choose the game and/or music activity

Meditation Version: 1 Peter 4:10-11

"Each one should use whatever gift he has received to serve others, faithfully administering God's grace in its various forms. If anyone speaks, he should do it as one speaking the very words of God. If anyone serves, he should do it with the strength God provides, so that in all things God may be praised through Jesus Christ."

Alternate Memory/Games Version: 1 Peter 4:10

"Each one should use whatever gift he has received to serve others."

Understanding the Bible Verse

1. What kind of gifts do we receive from God? Why? *Everything from just being alive to the things we have to special skills and talents that we have. He gives them to serve others.*

2. What does it mean to "faithfully administer God's grace in its various forms?" *To use all the different gifts that God has given us to love others and help them know & obey Jesus.*

How can someone who is speaking be a good steward of his words? *By saying only what God would want them to say (speaking the very words of God.) If God would not be pleased with something you want to say, then don't say it.*

3. How can someone who is serving be a good steward of what he is doing? *Don't serve to get people to think more highly of you. That's serving in your own strength, with yourself in mind. Serve with the strength of Christ. That is, serve in the same loving, selfless way as Jesus did with the purpose of loving others and helping them know and obey God—just as Jesus did.*

4. What are ways that we can serve Christ? *Anything we do, from helping our family and friends, sharing our things, spending time reading the Bible and praying so that we love God more, telling others about Jesus, etc. is serving Christ when we do it with Him in mind.*

5. What happens when we speak and serve this way? *God will be praised through Jesus Christ. Others will see the way we are and see what Jesus is like. They will want to praise Him for doing such wonderful things through us and for being such a wonderful God.*

Bible Truth Connection Question

1. What does this verse have to do with the **Bible Truth: God's People Are Good Stewards of His Gifts?**

God wants His people to use all the good gifts He has given them to serve Him by loving others and helping them know Him.

Story Connection Questions

1. What does the verse have to do with our story? *The Israelites used the riches God gave them and their different skills to build the Tabernacle just as He desired. They brought praise to His name by doing this.*

Life Application Questions

1. How can God's people apply this verse to their lives? *They can ask God to use the gifts He has given them to serve others as He desires.*

2. How can we become God's people? *By turning away from our sins and trusting in Jesus as our Savior.*

ACTS Questions

1. What is something we can praise God for from this Bible Verse?

Praise God for being the Giver of Good Gifts to His people.

2. What are sins we can confess to God from this Bible Verse? *Many times we want to use the gifts God gives us to bring praise to ourselves, instead of God. We deserve God's punishment! We need a Savior!*

3. What is something we can thank God for from this Bible Verse?

We can thank God giving gifts to His people to use to bring praise to Him.

4. What is something we can ask God for from this Bible Verse?

We can ask God to work in our hearts that we would want to turn away from our sins and trust in Jesus as our own Savior. We can ask Him to fill our hearts with the Holy Spirit that He might help us to use whatever gifts He has given us to bring praise to His name.

The Gospel

1. This verse encourages God's people to speak as if speaking the very words of God. What are the best words that God has given us to speak to others? What is the gospel?

God is the good Creator and King of the world. He made people to worship Him and live by His good laws. But we are all sinners who have rebelled against Him. We all deserve death--God's just, eternal punishment for our sins. How terrible! But God has good news for us. In His great mercy, God sent His Son Jesus to earth to save sinners. Yes, Jesus, the perfect Son of God, left His home in heaven and became a man. He lived the perfect life that pleases God. (He's the only one who has ever done that!) He offered it up to God His Father as the perfect sacrifice for sins when He suffered and died on the cross. Then, on the third day, Jesus rose from the dead in victory. He had fully paid for the sins of God's people, so they wouldn't have to! Now all who turn away from their sins and trust in Jesus as their Savior will receive forgiveness of sins and eternal life with God. They will be His very own special people who will know Him and enjoy Him forever. We can be God's people, too, if we turn from our sins and trust in Jesus as our own Savior.

Game: Cross the Raging River

Materials

Bible verse written up in large print so that all can see
Two yardsticks or long pieces of rope

Preparing the Game

Make up some questions about the verse and/or story (use the Bible verse Discussion and Story Review Discussion Questions).

Learning the Verse

Some or all of your children may be non- or early readers. Teach the verse in sections, having them say it after you. Repeat a few times. Add clapping or other movement as they say it.

Directions

1. If desired, lead the children in a discussion of a **FEW** of the most important questions before beginning game.
2. Explain the game to them as follows:

Have the children line up in a straight line behind the leader. Explain to them that there's a river to cross and they get to jump the bank without getting wet. Each child will say the verse and then jump across the two yardsticks/ropes lying next to each other on the floor. After each round, the sticks/ropes will be separated by more space, making it a wider river to jump across. As the river gets wider, some children will not make it but "fall in". Explain to them that they are stuck in the river unless they can answer a question (that you make up) about the Bible verse or the story. Feel free to let a child "stuck in the river" ask another child for a "lifeline" and help them answer their question.

Game continues as time and attention span allow.

Caution: Avoid accidents by not letting the "river" get too wide.

Optional TAKING IT TO OTHERS Activity: Quiz Questions

Have the children choose a few of the questions from the game to ask the parents/other children during TAKING IT TO OTHERS time. Help pre-readers by whispering the question in their ear and letting them ask it aloud to the parents/other children. Make sure you read the Bible verse aloud before you ask your questions.

Directions:

1. Write words to song in large print before class.
2. Play the song for the children, helping them follow along on the song sheet.
3. Discuss the song, using a few questions from the discussion sheet. *Don't use them all!*
4. Introduce sign language for key words of your choice from sign language sheet for your song. Use as few or as many as you think the children can learn.
5. Sing and sign the song. Sign language as well as large format lyrics and sheet music are found in the PFI Unit Songbook or online.
6. If desired, play the Song Game.

Optional TAKING IT TO OTHERS Activity: Presenting and Singing the Song

1. Sing and sign the song, encouraging the watching children/parents to join in.
2. Ask the class some of the questions listed below. The Bible Truth Connection Question is particularly good to help them understand how the song ties in with the Bible Truth.

As Each Has Received a Gift

As each as received a gift,
Use it to serve one another,
As each as received a gift,
Use it to serve one another,
As good stewards of God's varied grace,
Use it to serve one another,
As good stewards of God's varied grace,
In order that in everything ,
God may be glorified.
In order that in everything ,
God may be glorified through Jesus Christ. *repeat*
First Peter Four, ten and eleven.

Listen to it on PFI ESV Songs 12, Track 20

Song Game: Mimic Me!

Materials

Sign Language
Song

Preparing the Game

None.

Playing the Game

1. Practice the song and signs until the children know them well. Choose a person to be the leader and let them decide upon an action for everyone to do as they sing the song, such as jump on one foot, etc.
2. Sing the song while doing the chosen action.
3. Select another child to be the leader.
4. If desired, you can choose a different action for different important words in the song, such as jump on one foot when you sing the word "grace", but clap your hands when you sing the word "Jesus". Ask the children the meaning of each of the words before adding in their action.

Game continues as number of questions, time, and attention span allow.

STORY REVIEW

Directions: Read and discuss Bible Truth, using a FEW of the questions. Play game. Feel free to modify the game to fit your children.

General Story Questions

1. Who was leaving Egypt? *Thousands of poor Israelites.*
2. What were they leaving Egypt with? *Their flocks and the riches of Egypt.*
3. What mood were they in as they left Egypt? Why? *They were rejoicing because the LORD had freed them from slavery and was taking them to the Promised Land.*
4. Where did Moses lead the Israelites first? *To Mt. Sinai to make a covenant promise with the LORD.*
5. What did the LORD want the Israelites to do in the covenant He made with them? *Worship and obey Him only.*
6. What did the LORD promise to make the Israelites? *His special people.*
7. Why was agreeing to the covenant harder than praising the LORD? *Because they had sinful hearts that would be tempted to not obey the LORD.*
8. How were the Israelites bad stewards with what they did with the golden calf? *They used the things the LORD gave them to make an idol to worship. They used their skills to make the golden calf. They praised it with their voices and worshiped it in their hearts.*
9. What did the Israelites deserve for the LORD to do to them for making the golden calf? *To break His covenant with them....even destroy them all.*
10. Why were only some of the Israelites killed? *Only those who would not turn from their sin of idol worship. God, in His great mercy, forgave all who turned away from their sin.*
11. How did were the Israelites good stewards of what God had given them when they built the Tabernacle? *They gave freely and generously of their riches, they worked hard with all their skills.*

Bible Truth Connection Questions

1. What does this story have to do with our Bible Truth: **God's People Are Good Stewards of His Gifts?** *The Israelites were good stewards of God's gifts when they freely gave of their Egyptian riches and their skills to build the Tabernacle.*

Life Application Questions

1. Perhaps we don't make golden idols, but how do we use the gifts God has given us in the wrong way? *When we use them to do things that are against God's good laws or that bring glory to ourselves but not to God.*
2. What kinds of gifts has God given you to be a good steward of? *Answers vary.*
3. How can we receive the best gift of eternal life from God? *By turning away from our sins and trusting in Jesus as our Savior.*

Bible Verse Connection Question

1. What does the story have to do with our **Bible Verse: 1 Peter 4:10-11:** "As each has received a gift, use it to serve one another, as good stewards of God's varied grace: whoever speaks, as one who speaks oracles of God; whoever serves, as one who serves by the strength that God supplies—in order that in everything God may be glorified through Jesus Christ.?"

The LORD gave the Israelites skills and riches to use to build the Tabernacle to the praise of His name.

ACTS Questions

1. What is something we can praise God for being that we learned in our story? *Praise God for being the rescuer of His people from slavery to sin and death.*
2. What is something we can confess as sin that we learned in our story? *Confess that too many times, like the Israelites, we are sinners who choose to use the good things God has given us to do what we want to do instead of worship Him. We deserve His punishment! We all need a Savior!*
3. What is something we can thank God for that we learned in our story? *We can thank God that even though we have often disobeyed His good ways and misused the good things He has given us, He offers us forgiveness through Jesus.*
4. What is something we can ask God for that we learned in our story? *We can ask God to work in our hearts, helping us to confess our sins, turn away from them and trust Jesus as our own Savior. We can ask Him to help us to use all the good gifts He has given us to serve Him.*

The Gospel

1. The LORD freed the Israelites from their slavery to the Egyptians. They celebrated the great way that He rescued them. But there is a greater slavery that all people need freedom from: the slavery to sin and death. How did people become slaves to sin and death? What has God done to rescue them from this? What is the gospel?

God is the good Creator and King of the world. He made people to worship Him and live by His good laws. But we are all sinners who have rebelled against Him. We all deserve death--God's just, eternal punishment for our sins. How terrible! But God has good news for us. In His great mercy, God sent His Son Jesus to earth to save sinners. Yes, Jesus, the perfect Son of God, left His home in heaven and became a man. He lived the perfect life that pleases God. (He's the only one who has ever done that!) He offered it up to God His Father as the perfect sacrifice for sins when He suffered and died on the cross. Then, on the third day, Jesus rose from the dead in victory. He had fully paid for the sins of God's people, so they wouldn't have to! Now all who turn away from their sins and trust in Jesus as their Savior will receive forgiveness of sins and eternal life with God. They will be His very own special people who will know Him and enjoy Him forever. We can be God's people, too, if we turn from our sins and trust in Jesus as our own Savior.

Game: Go Fish

Materials

Broom stick or pole
String
U-shaped magnet
Paper clips, 1 per question
Construction paper
Scissors
Basket/Pail
Story Review Questions

Preparing the Game

1. Choose 20+ questions for your game from the Story Review Discussion Questions, or make up your own.
2. Cut out fish (different sizes and shapes, if desired), one per question. Write a question on each fish. And assign a point value to each fish based on difficulty. Attach a paper clip to the mouth of each fish. Place the fish in the basket. Attach the magnet to one end of the string and the pole to the other end.

Playing the Game

Divide the children into two teams. Teams will take turns catching fish by hooking them with the magnet and the paper clip. The question is then read to the child/team. A correct answer is worth as many points as is indicated on the fish. If answered incorrectly, the question goes to the other team for a possible one point.

Play continues as questions last, or as time and attention span allow.

Non-competitive Option

Don't split into teams. Have the children take turns catching fish and answering the questions together.

Optional TAKING IT TO OTHERS Activity: Quiz Questions

Have the children choose a few of the questions from the game to ask the parents/other children during TAKING IT TO OTHERS time. Help pre-readers by whispering the question in their ear and letting them ask it aloud to the parents/other children.

CASE REPLAY ACTIVITIES

Use this guide to review the Case Story and act it out for others to enjoy!

CASE REPLAY, JR: YOUNGEST CHILDREN

Description: The children will act out the story together, everyone doing the same action/sound effect at the same time. This activity is most suitable for kindergarteners.

Materials

The Case RePlay, Jr. script for younger children

Preparation

1. Read through the script and write in the blanks along the side possible actions/sound effects the children could do to act it out.

Instructions

1. Tell the children that they will be re-enacting the story together as you tell it.
2. As you read the script, lead the children in actions/sound effects to do with you.
3. If desired, you can read the script and stop at certain sentences and ask them what a good action/sound effect would be to act out what you just read.
4. Repeat the re-enactment one or two times more.

CASE REPLAY, SR: OLDER CHILDREN

Description: The children act out the story as a three-scene play. You will narrate it using the Case RePlay, Sr. script and they will act it out (no spoken words, for the most part), with each child assuming a different character's role. This activity is most suitable for first grade and up. You will review the story, then practice it a few times before performing it for others.

Materials

The Case RePlay, Sr. script
White board or other large format paper
Costumes and props

Preparation

1. Prepare for the play by choosing costumes and props for each character in the story. Decorate the area with any scenery props.
2. Write the words "Beginning," "Middle," "End" on a large piece of paper/whiteboard with plenty of space under each heading. You will use this paper to help the children think about the story as a three-scene play, as it is presented in the script.

Instructions

1. Tell the children that they will get to act out the story as a three-scene play, with a beginning, middle and end section. Tell them that before they can act it out, they need to think it out. as you narrate it with your script.
2. Take the children's answers as they recount the story, helping them put key incidents in the right order.
3. If desired, when they have filled in their Beginning, Middle, End, read through your whole (real) script, so they hear exactly what you will have them act out.
4. Then tell the children that it's time to practice acting out the story.
5. Assign parts to each child. If you are using costumes, do NOT give them out at this point. They will be a distraction.
6. Have all the children sit on the floor or in chairs on one side of the "stage," then call the characters up in place as their part in the story comes.
7. As you read the script, guide the children in where you want them to move or do to act it out.
8. After going through the whole script once, give out any costumes and props and act out the script once or twice more.

Optional TAKING IT TO OTHERS Activity: Re-enacting the Story

Read the script as the children act out together (younger) or assuming different roles (older) as the other children or the parents watch.

CASE REPLAY, JR--YOUNGER KIDS (KINDERGARTEN) P.2

“Welcome to our play! The name of our story is called: The Case of the People Who Wouldn’t Stop.

This is a Old Testament story. It takes place right after the Israelites were freed from slavery in Egypt, about 1500 years before Jesus lived on earth.

And now we present: “The Case of the People Who Wouldn’t Stop.”

Scene 1:

Thousands of poor Israelites leave Egypt with all their flocks and carrying the great riches the LORD gave them through the Egyptians. They rejoice that the LORD has freed them from slavery and is taking them to a Promised Land. Moses leads them to Mt. Sinai where the LORD tells them about the covenant He wants to make with them. They are to worship and obey Him only and He will be their God forever. They joyfully agree.

Actions:

Scene 2:

The LORD calls Moses up Mt. Sinai to give him all the laws and tell him His plans for the Tabernacle, so that His presence can dwell with the people always. He will use the riches He gave them from Egypt and the skills of the people to build the Tabernacle. The LORD tells Moses that while he has been up on the mountain, the people have taken some of the riches of Egypt He gave them and made a calf of gold to worship. They have already broken their covenant with Him! When Moses see what the people are doing, he throws down the Ten Commandments and they break. He grinds the calf into gold dust and makes them drink it. Many of the Israelites repent of their sins and are forgiven. But sadly, those who don’t repent, die. God is merciful, but He is also holy. He hates sin.

Scene 3:

The LORD had every right to end His covenant with them; but instead, He chose to forgive them. Moses tells the people about the Tabernacle and asks them to give from their riches. The people freely give all that is needed to build the Tabernacle. The skilled workers, led by Bezalel and Oholiab begin work. The people keep bringing so many things that the workers finally have to ask Moses to make them stop. At last the Tabernacle is done. The LORD is pleased with the work. Everything is done perfectly. Everyone gets ready for the LORD’s presence to come and dwell in the Tabernacle. The people watch as the LORD—in the pillar of cloud—has His presence come down upon the Tabernacle and filled it with His glory. Everyone sees this amazing sight and praises Him.

Bible Truth Tie-In:

The Bible Truth we are learning is: **God’s People Are Good Stewards of His Gifts.** The Israelites were good stewards of God’s gifts when they freely gave of their Egyptian riches and their skills to build the Tabernacle.

CASE REPLAY, SR--OLDER KIDS (1ST GRADE AND UP) P.3

“Welcome to our play! The name of our story is called: The Case of the People Who Wouldn’t Stop.

This is a Old Testament story. It takes place right after the Israelites were freed from slavery in Egypt, about 1500 years before Jesus lived on earth.

The characters in our story are: Moses; Aaron; The Israelites; Pharaoh and the Egyptians; and, Bezalel, Oholiab and other skilled workers

And now we present: “The Case of the People Who Wouldn’t Stop.”

Scene 1: (Beginning)

Thousands of poor Israelites leave Egypt with all their flocks and carrying the great riches the LORD gave them through the Egyptians. They rejoice that the LORD has freed them from slavery and is taking them to a Promised Land. Moses leads them to Mt. Sinai where the LORD tells them about the covenant He wants to make with them. They are to worship and obey Him only and He will be their God forever. They joyfully agree.

Scene 2: (Middle)

The LORD calls Moses up Mt. Sinai to give him all the laws and tell him His plans for the Tabernacle, so that His presence can dwell with the people always. He will use the riches He gave them from Egypt and the skills of the people to build the Tabernacle. The LORD tells Moses that while he has been up on the mountain, the people have taken some of the riches of Egypt He gave them and made a calf of gold to worship. They have already broken their covenant with Him! When Moses see what the people are doing, he throws down the Ten Commandments and they break. He grinds the calf into gold dust and makes them drink it. Many of the Israelites repent of their sins and are forgiven. But sadly, those who don’t repent, die. God is merciful, but He is also holy. He hates sin.

Scene 3: (End)

The LORD had every right to end His covenant with them; but instead, He chose to forgive them. Moses tells the people about the Tabernacle and asks them to give from their riches. The people freely give all that is needed to build the Tabernacle. The skilled workers, led by Bezalel and Oholiab begin work. The people keep bringing so many things that the workers finally have to ask Moses to make them stop. At last the Tabernacle is done. The LORD is pleased with the work. Everything is done perfectly. Everyone gets ready for the LORD’s presence to come and dwell in the Tabernacle. The people watch as the LORD—in the pillar of cloud—has His presence come down upon the Tabernacle and filled it with His glory. Everyone sees this amazing sight and praises Him.

Bible Truth Tie-In:

The Bible Truth we are learning is: **God’s People Are Good Stewards of His Gifts.** The Israelites were good stewards of God’s gifts when they freely gave of their Egyptian riches and their skills to build the Tabernacle.

The Beautiful Curtains with Cherubim

Description

The children will color a curtain with cherubim, like what was in the Tabernacle, adding optional extra decorations.

Materials

Curtain Pattern

White Card stock

Markers, Crayons or colored pencils

Optional craft jewels, sequins and glitter/glitter glue and glue sticks

Long kebab stick and 1.5' of string per child. (optional)

Hole punch

Preparing the Craft

1. Make a copy of the curtain for each child.
2. Set out colorings supplies.
3. If using the long kebab sticks, cut off the sharp end with scissors.
3. Make a sample for the children to see.

Making the Craft

1. Show children your sample.
2. Have the children color in their curtains.
3. When they are done coloring, they may add extra ornamentation with the other decorating supplies.
4. If desired, punch holes about ½" from the top of the curtain and weave the kebab stick back and forth through the holes.
5. Tie the ends of the strings near each end of the kebab stick with a knot. This will keep the curtain from sliding and give the child a way to hold up the curtain.

Optional TAKING IT TO OTHERS Activity: Craft Presentation

If you are presenting the craft to other children or parents the children can hold up their crafts (or your model craft) and read their Bible Truth Connection answers to explain the importance of the craft.

CASE CRAFT**Discussion Guide****Instructions:**

As the children are settled into making their craft, ask them these questions to help them understand the craft's significance. Use the answers provided to guide the children's answers.

Discussion Questions

1. What did the LORD tell the Israelites to make?
The Tabernacle.
2. Who did the LORD lead them in building it?
Bezalel, Oholiab and other skilled workers.
3. What did the Israelites use to make it?
The riches the LORD gave them from the Egyptians; and, the skills He gave them to make everything needed, including the beautiful woven curtains with the cherubim on them.
4. What is the Bible Truth that we are learning?
God's People Are Good Stewards of His Gifts.
5. What does our craft have to do with our Bible Truth: God's People Are Good Stewards of His Gifts?
The Israelites were good stewards of the riches and skills the LORD gave them when they used them to build the Tabernacle.
6. What can this craft help us remember?
God wants us to use the riches and skills He has given us to please Him.

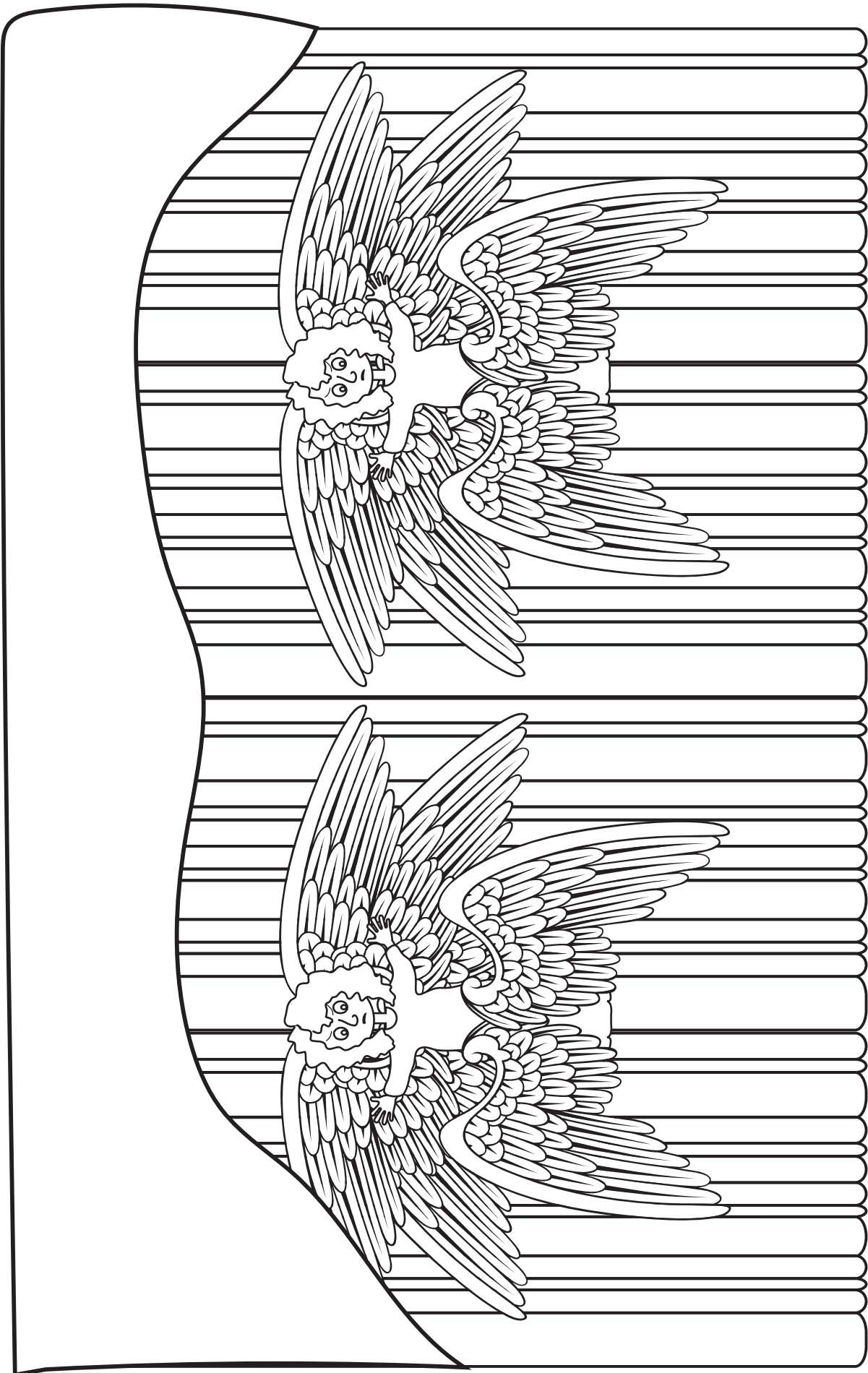
TAKING IT TO OTHERS**Craft Presentation****Instructions:**

Have children hold up your model craft/their crafts. Choose five children (or you say) the five sections below to explain the craft's importance.

Presentation:

1. Our craft is: The Beautiful Curtains with the Cherubim on Them.
2. Near Mt. Sinai, Bezalel, Oholiab and the Israelites gave from the riches and used the skills that the LORD had given them to build all the parts of the Tabernacle, including the beautiful curtains with the cherubim, In obedience to the LORD's command to make a dwelling place for Himself among them.
3. Bible Truth 5 is: God's People Are Good Stewards of His Gifts.
4. The Israelites were good stewards of the riches and skills the LORD gave them when they used them to build the Tabernacle.
5. Our craft can help us remember that God wants us to use the riches and skills He has given us to please Him.

Note: Even non-readers can participate in presenting the craft, if you will whisper what they are to say in their ear and let them say it aloud for the others to hear.



BEFORE CLASS:**1. PICK YOUR PERSON**

VIPPs can be anyone in your church! Typically, they fall into 6 categories: Church staff, Elders, Deacons/deaconesses, Special Volunteers (people who aren't paid, but spend a lot of time helping out in particular ways), Supported Workers (aka missionaries), and Church Members.

2. GATHER YOUR FACTS

Use the VIPP Information Sheet to write down the facts about your VIPP. The information on this worksheet is used in the VIPP activities, listed in the "Choose an Activity" section below.

DURING THE ACTIVITY:**1. INTRODUCE YOUR VIPP**

Introduce your VIPP to the children, using the VIPP Information Sheet. Fill in a set of VIPP Clue Cards with the information for your VIPP. If desired, you can even have the actual person come into class for the children to meet.

Need help describing what someone does for the church in a kid-friendly way? Check out the list of common VIPPs on the Praise Factory website in the PFI resources. There are lots of kid-friendly descriptions for common VIPP's, such as pastors, elders, deacons and a lot more.

2. PRAY!

Lead the children in praying for the VIPP. Ask the children if they would like to pray for one of the VIPPs prayer requests. Even non-readers can pray for the VIPP if you whisper the prayer request in their ear, then let them say it aloud. Never force a child to pray!

3. CHOOSE AN ACTIVITY

There are two activities you can use to help the children learn about the VIPP:

VIPP Clue Cards: These are nine coloring sheets in which children fill in the nine things they learn about the VIPP from the VIPP Information Sheet. Photocopy a set of each child. Use as few or as many of these Clue Cards as you desire. They are found in the back of this book.

VIPP Game: This is a game that uses a set of Clue Cards for one or two VIPPs.

Choose a VIPP and fill in his/her information on the VIPP Information Sheet. Fill in a set of VIPP Clue Cards with the information for your VIPP. Tell the children about the VIPP, having them fill in the VIPP Clue Cards with the key facts as they learn them. Write any words the children need to write on a white-board or other piece of paper so they can see how to spell them. Help younger children write these words on their clue cards. Ideas for how to tell the children about many common VIPPs are listed at praisefactory.org with the resources for this Bible Truth.

Optional TAKING IT TO OTHERS Activity: Introduce and Pray for the VIPP

If you are presenting the VIPP to other children or parents you can assign children to hold up the 10 clue cards and say what each card tells about the VIPP. (Or, you can have the children hold them up as you tell what each one means.) Then lead the children in praying for the VIPP.

Game: Hit the Wall

Materials

Information Sheet for one VIPP

2 Set of Clue Cards

8 8.5" x 11" Manilla Envelopes

Nerf Ball or other soft ball for indoor use

Preparing the Game

1. Fill in one set of clue sheets for the VIPP you are using.
2. Tape the other (blank) set of Clue Cards to the outside of the manilla envelopes.
3. Put the filled-in clue cards in the corresponding envelope.
4. Tape the envelopes to the wall.

Playing the Game

Reveal: Tell the children about the VIPP, showing them your filled-in clue cards as you tell about them.

Review: Have the children take turns trying to hit an envelope with the ball. The teacher (or the child) tells the Clue Card category. The other children try to remember what the VIPP's answer was. Open it up and see if they got it right. If they did, the Clue Card is retired. If not, it can be added back into the Clue Cards to be aimed at.

VIPP INFORMATION SHEET

VIPP NAME:

WHAT VIPP LOOKS LIKE

Man or Woman? _____

Hair color? _____

Eye color? _____

FAVORITE ANIMAL

FAVORITE FOOD

FAVORITE FREE TIME ACTIVITY

WHAT VIPP DOES DURING WEEK

VIPP GROUP OF SERVICE:

Church Member

Deacon

Elder

Church Staff

Special Volunteer

Supported Worker
(Missionary)

3 WAYS VIPP SERVES CHURCH

3 WAYS TO PRAY FOR THE VIPP

BIBLE TRUTH 5, LESSON 2: PLANNER/OVERVIEW

GETTING STARTED: Welcome and Opening Songs (*introduce unit and get kids moving with these songs*)

Welcome to Praise Factory: PFI: Praise Factory Investigators Theme Song *PFI ESV Songs 12 CD, Track 1*

Rules to Help Us Worship God and Love Others: WoGoLOA Classroom Rules Song
PFI ESV Songs 12 CD, Track 2

Big Question Under Investigation: Big Question 12 Songs *PFI ESV Songs 12 CD, Tracks 3,4*

Big Question Bible Verse: Ephesians 5:1-2 Song: *PFI ESV Songs 12, Track 5*
Extra Bible Verse Song: Let Everyone Who Names the Name: 2 Timothy 2:19,22, ESV PFI ESV Songs 12, Track 6

DIGGING DEEP DOWN: Key Concept and Story (*introduce the Bible Truth and tell the related story*)

Bible Truth 5: God's People Are Good Stewards of His Gifts

Bible Truth Hymn: Be Thou My Vision, v.2 *PFI ESV Songs 12, Track 19*

Bible Verse: 1 Peter 4:10-11

Bible Verse Song: As Each Has Received a Gift *PFI ESV Songs 12, Track 20*
Extra Bible Verse: Gift, Gift, Gift 1 Peter 4:10-11, ESV PFI ESV Songs 12, Track 21

Lesson 2 Story of the Saints: The Case of the Bulging Box

TAKING ACTION: Response Activities (*choose from among these activities*)

Snack and Discussion Planner: Tasty Treats and Taters

ACTS Prayer: Prayer Sheet

Bible Truth Review: Discussion Questions and Game: Storks

Bible Truth Hymn: Be Thou My Vision, v.2 *PFI ESV Songs 12, Track 19*
Song, Sign Language and Song Game: Word Take Away **PFI ESV SONGS 12 BOOK or ONLINE**

Bible Verse Review: 1 Peter 4:10-11 Discussion Sheet and Game: Duck, Duck, Goose

Bible Verse Song: As Each Has Received a Gift 1 Peter 4:10-11 *PFI ESV Songs 12, Track 20*
Song, Sign Language and Song Game: Big Voice, Little Voice **PFI ESV SONGS 12 BOOK or ONLINE**

Story Review: Discussion Questions and Game: Windssock Wall Ball

Case Replay, Jr: Drama Activity for Youngest Children (children do same story actions together)

Case Replay, Sr: Drama Activity for Most Children (children re-tell story with individual parts)

Craft: The Missionary Box

VIPP (Very Important Prayer Person) Prayer Time: Coloring Sheets (Back of Book) & Game: Beanbag Toss In

TAKING IT HOME: Take Home Sheet for Review and Family Devotions

PFI Pronto: Bible Truth 5, Lesson 2 **PFI ESV PRONTOS 12 BOOK or ONLINE**

The Case of the Bulging Box

Adapted from How Cyrus Hamlin Came Out of a Missionary Box, My Life and Times, Cyrus Hamlin, D.D.

Our story is called:**The Case of the Bulging Box.****As you listen to the story, see if you can figure out:**

1. What was the box for? What did it bulge with?
2. What came out of the box besides money? What did he mean?

This story is not in the Bible. It is a true story about God's people who lived in America in the 1820's.

Have you ever heard of a missionary box? Perhaps it sounds like a box with a missionary in it; or perhaps a box that belongs to a missionary. But the truth is, it is neither. A missionary box is a little box with a little slot to put money in on the top. Many churches used to keep these by the door to collect money for missionaries who had gone to faraway places to help others and tell them about Jesus. Money goes into the box until it fills up and then it all comes out of the box and gets sent to the missionaries. That is the way that missionary boxes worked. But our story today is the story of what happened when a little boy named Cyrus put his money into a missionary box, only to find years later that something far more than just money came out of the box.

A request was made to Cyrus' little church to help out missionaries working in India who were starting a school to teach young boys how to read and tell them about Jesus. "Just twelve dollars a year will educate a boy!" Cyrus and the others were told. "That's a dollar a month, boys and girls. Any amount is welcome, but why don't you try to bring in one cent a week and we shall do nicely."

Now perhaps one cent a week sounds like only a very small amount of money to you, but back then even a penny was hard to come by, for a couple of reasons. First of all, most people didn't even use money, they simply traded and swapped things (this is called bartering). Perhaps you grew corn and your neighbor had chickens and eggs. You wouldn't use money to buy eggs from your neighbor, you would just trade your corn for their eggs.

But not only that, pennies went a long way back then. Nowadays there is almost nothing you could buy with a penny, but then you could buy many things with one.

It would take a lot of hard work and sacrifice if a boy or girl would make a penny a week, but Cyrus and his friends at church were willing to do it. Why? Because they knew that the best thing they could do with their hands and feet, their hearts and their minds, their money and their time, any day, was something that loved others and might help them to know about Jesus. They wanted to be good stewards of the gifts God had given them.

So how did the children try to raise money? Some of the boys got big, heavy shovels and gathered ashes from fireplaces to sell at the potash (fertilizer) factory. By the end of the day, they were covered in grey ash and their muscles were tired, but they had made a little money. Other boys grew potatoes to sell at the market. Each day they worked hard in their little plots of land: clearing a new patch of ground with a hoe, planting deep holes in which to plant the little potato eyes (seeds), then day after day of pulling out weeds, killing potato bugs, and lugging water in heavy buckets to water the little plants in dry spells. It was hard work! and sixty pounds of good potatoes sold for just ten cents. Girls braided straw for hats or knitted woolen clothing that they could sell. They worked their fingers long and hard. Adults helped the children by putting some of their few spare cents into the box, as well. What came of all their hard work? Every month, by hook and by crook, the missionary box collected its dollar a month.

Cyrus, like the other children, worked hard month after month to put in his share in the missionary box. But there was one fine morning, when what Cyrus put in the missionary box was to change his life. This particular day happened to be Cyrus' favorite day of the whole year: "Muster" Day, as they called it in his little

Story-telling Tips

Ahead of time:

1. Read the Bible verses and story. Pray!
2. Create story cue cards on index cards (or highlight text).
3. Practice telling story dramatically, timing your presentation. Shorten, if necessary to fit your allotted time.
4. Decorate area with story props that help bring your story alive.

During your presentation:

1. Maintain as much eye contact as possible as you tell the story. Point to/use props at important points in the story. Include the kids in your story with a few questions about what they think will happen or words/concepts that might be new to them.
2. Watch the kids for signs that their attention span has been reached. Shorten, if necessary.

town. All the men of the town would dress up like soldiers and act out a famous battle from a war.. Cyrus rushed through his chores that morning then reported to his mother, looking for her final approval of his work and permission to go off to watch the Muster.

"Cyrus, you've done a good job on your chores. Now be off to the Muster," his mother told him. "I know you won't be back until dark, so here is seven cents for you to buy lunch and some of that special gingerbread you love, plus whatever else you need all day. That's a lot of money, Cyrus, perhaps you will want to think about sparing a cent or two for the missionary box."

As Cyrus started off to the Muster, he began to think about the missionary box. "Shall I drop in one cent or two? I wish mother hadn't said one or two. Let's see, how much can I spare? Well, five cents should be enough to cover everything I could eat, more. Perhaps, I can give two cents." But as Cyrus kept walking along, more thoughts came to him: "Five cents for me and only two cents given away to help those who have never heard about Jesus? Five cents for gingerbread and only two for Jesus? That can't be right. Let's make it four for gingerbread and three for Jesus", Cyrus decided.

But soon even that did not seem like enough, by the time he reached the missionary box. "Hang it all!" Cyrus exclaimed, " I'll dump them all in and have no more bother about it. Don't I know that the best thing I can do with hands and feet, my heart and my mind, my time and even my gingerbread money, any day, is something that loves others and might help them to know about Jesus? I want to be a good steward of the good gifts that God had given me." So that is just what Cyrus did and went away contented.

All day Cyrus enjoyed the glories of the Muster: the men in their bright uniforms with shiny buttons and old-fashioned guns, acting out a battle just as Cyrus and his little friends often did. All around the field were refreshment stands with lemonade and gingerbread and all sorts of other good things to eat. The other children were enjoying the food as much as the muster, but Cyrus stayed clear away of the stands for even the smell of the freshly baked goodies seemed to tease his nose and make his stomach grumble.

Yet even with pangs of hunger, never did Cyrus doubt

that he did the right thing with his seven cents. "I love gingerbread and lemonade just as much as everyone else," thought Cyrus to himself, "but the best thing I can do with hands and feet, my heart and my mind, my time and even my gingerbread money, any day, is something that loves others and might help them to know about Jesus. I want to be a good steward of the gifts God has given me. Today that means doing without a little gingerbread and lemonade."

By four o'clock, Cyrus was starting to feel a little weak he was so hungry. He had been up on his feet since dawn with nothing to eat since breakfast. He left the muster and started the long walk home.

When he got there, he burst into the house and cried out, "Mother, I'm as hungry as a bear! I haven't had a mouthful to eat today."

"Why, Cyrus, have you lost the money I gave you?" she asked him.

"No, mother; but you didn't give it to me right," Cyrus answered. "If you had given me eight cents, or six cents, I would have divided it half and half between me and the missionary box. But you gave me seven. I couldn't divide it, and so I dropped it all into the box together!"

"You poor boy!" she said, smiling in tears. And soon Cyrus had a huge bowl of milk and bread that Cyrus thought was fit for a king.

But why do you think Cyrus' mother cried? Did she think he had done something bad by giving the money all away? No, not at all. It was because she, like Cyrus, knew that the best thing anyone could do with their hands and feet, their heart and mind, their time and even their gingerbread money, any day, was something that loves others and might help them to know about Jesus. Her son had even chosen to deny his own needs that day to do this. She knew that he night she worked to heal him. The next day, the chief awoke!. Each day he improved. The people celebrated. Thanks to the White Ma, not only would the chief live, wanted to use all that he had and was for Jesus. He wanted to be a good steward of the gifts God had given him.

But remember I told you that on this day, Cyrus put his money in the missionary box, but that years later something very different came out? Now it's time to tell you what came out. Well, you see, Cyrus never, ever

forgot that day when he chose to deny himself to help the missionaries tell others about Jesus. As he grew up, there were many more times when he weighed his desires for smaller things against the great need of telling others about Jesus, deciding their needs were more important than his. Finally one day, Cyrus thought, “You know, it’s not enough for me anymore just to give money to help the missionaries. I really do believe that the best thing I can do with my hands and feet, with my heart and mind, my time as well as my money, is to love others and help them know about Jesus! I want to be a good steward of the good gifts God has given me. For me, that means being a missionary! I never realized that when I put that money in the missionary box, what would come out of it would be a new missionary—me!

Cracking the Case:

It’s time to answer our Case Questions.

1. What was the box for? What did it bulge with? To help missionaries who had gone overseas to tell others about Jesus. Money.

2. What came out of the box besides money? What did he mean? Money to care for the missionaries came out of the box, but also Cyrus did! He didn’t really come out of the box. He meant that because of that box and the money he gave, God gave him a heart to want to go tell people in faraway places about Jesus, too.

Something for You and Me

Our Bible Truth is:

God’s People Are Good Stewards of God’s Gifts

Our Bible Verse is: 1 Peter 4:10-11:

“As each has received a gift, use it to serve one another, as good stewards of God’s varied grace: whoever speaks, as one who speaks oracles of God; whoever serves, as one who serves by the strength that God supplies—in order that in everything God may be glorified through Jesus Christ.”

Cyrus was not the only missionary that came out of that little missionary box. Five of the other children from that one little church also grew up to be missionaries to different parts of the world. And they all said that it was learning to work and give and even sacrifice for that little missionary box that made the difference.

What about you and me? Do we think about being stewards of the gifts God has given us? Do we ever work

hard or think about doing without something so that the good news about Jesus might spread to new places and to more people who have never heard about Him? What do we think is the best thing to do with our hands and feet, our hearts and minds, our time and money?

Let’s praise God for the good gifts He has made us stewards of. Let’s ask Him to work in our hearts that we might turn from our sins and trust in Jesus as our own Savior. Let’s ask Him to work in our lives that we might use everything we have and everything we are for Jesus. Let’s ask Him to make us good stewards of all the good gifts He’s given us.

Close in prayer.

Closing ACTS Prayer

A God, we praise You for being the Sender of Your people to tell others about Jesus that they might be saved from their sins.

C God, we confess that many times we do not act like Cyrus and the other children. We would rather keep all our money for ourselves rather than giving it away to help tell others about Jesus

T God, we thank You that You give Your people the desire and the strength to give and even sacrifice what they want that others might hear and believe the good news of Jesus.

S God, work in our hearts. Help us to confess our sins, turn away from them and trust Jesus as our own Savior. Make us like Cyrus. Make us willing to even sacrifice our own wants and sometimes needs so that others might hear about Jesus. Give us a heart that wants to go and tell others the good news of Jesus.

Special Words

Missionary Box: A wooden box that churches used to have for people to put money in to give to missionaries who had gone to faraway places to tell others about Jesus.

Muster Day: A day when men dressed up as soldiers and acted out a famous battle from a war. A special celebration day.

ACTS PRAYER ACTIVITY

Use this sheet to write down your ACTS Prayer

Instructions:

Use this sheet to help the children apply the Bible Truth into a prayer. You can use the ACTS provided or even better, have the kids think of their own applications. Also have the children add their personal requests to the prayer, too. Lead the children in the prayer or let them pray sections, with your help. Never force a child to pray! Non-readers can participate by you whispering a section of the prayer into their ear and allowing them to pray it aloud for the group.

ADORATION:

God, we praise You for being the Giver of all the good things and gifts we enjoy.

God, we praise You for being.....

Add your own Adorations:

CONFESSION:

God, we confess that many times we are selfish with what You have given us. We forget that You call us to be good stewards of Your gifts. You want us to bring praise to Your name and to help others know and love You by the way we use them.

God, we have sinned against You....

Add your own Confessions:

THANKSGIVING:

Thank You, God for the many gifts You have given us. Thank You most of all, for the offer of salvation through Jesus to all who repent of their sins and trust in Him as their Savior.

God, we thank You for...

Add your own Thanksgivings:

SUPPLICATION:

God, work in our hearts! Help us turn away from our sins and trust in Jesus as our Savior. Help us to remember that we are all stewards of the gifts You have given us. Send Your Holy Spirit to fill our hearts and help us to be good stewards of Your gifts. Help us to use them to bring praise to Your name; to help take care of the needs of others; and, to help them know and love You.

God, we need Your help...

Add your own Supplication:

SNEAKY SNACK

Can you figure out how this snack relates to the story?

Snack: Tasty Treats and Taters

Lemonade and Gingerbread or a potato product

This is only a suggestion. Feel free to modify. Be mindful of allergy issues among your children!

Case Tie-in: Cyrus chose to put his money in the Missionary Box instead of buying lemonade and gingerbread at Muster Day. He did this and other things, like grow and sell potatoes, in order to help people in faraway places hear the good news of salvation through Jesus.

SOUL FOOD

Food for thought during snack time

1. What does the snack have to do with the story?

Choose a few questions from the other activity discussion sheets to talk about during this snack time.

2.

3.

4.

5.

6.

7.

Directions: Read and discuss Bible Truth, using a FEW of the questions. Play game. Feel free to modify the game to fit your children.

God's People Are Good Stewards of His Gifts

God is the Creator of all things and all things belong to Him. There is nothing that we have that God did not give to us: our bodies, our belongings, our money, our lives. Yes, everything is a gift from God to us.

What does God want us to do with all these good gifts He have given us? He wants us to be good stewards of them. What is a steward? A steward is someone who takes care of someone else's things.

God tells us in His Word how He wants His people to be good stewards of His gifts to them. He wants them to serve Him with their bodies—with their hands, their mouths and all of their strength. He wants them to freely share what they have with others. He wants them to use their money generously to take care of their families, to help others and to spread the good news of salvation through Jesus.

In heaven, God promises to reward each of His people according to how they stewarded His gifts during their lives on earth. God's people know that they can't be good stewards of God's gifts on their own. They know that it is the Holy Spirit, working in their hearts, who helps them be the good stewards He wants them to be. We can become God's people when we turn from our sins and trust in Jesus as our Savior.

Understanding the Bible Truth

1. Why do all things belong to God? *Because He created them.*
2. What do we have that God has given to us? *Everything! Our bodies, things, money, lives.*
3. What is a steward? *Someone who takes care of someone else's things.*
4. What are people stewards of? *The things that God has given to each of them.*
5. How can we be good stewards of God's gifts to us? *Serve Him with our bodies; share freely with others; give our money generously to help our families and others; use all we have to tell others about Jesus.*
6. What difference does it make how we steward the things God has given us? *How we use them pleases Him or not. He will reward us in heaven for how well we stewarded His gifts.*
7. How will God reward each of His people in heaven? *According to how they stewarded His gifts to them during their lives on earth.*
8. Can God's people be good stewards of God's gifts to them on their own? Why or why not? *No. They know that the Holy Spirit, working in their hearts must help them to be the kind of steward God wants them to be.*
9. How can we become God's people? *By turning away from our sins and trusting in Jesus as our Savior.*

Bible Verse Connection Question

1. What does our Bible Truth have to do with our **Bible Verse: 1 Peter 4:10**: "As each has received a gift, use it to serve one another, as good stewards of God's varied grace: whoever speaks, as one who speaks oracles of God; whoever serves, as one who serves by the strength that God supplies—in order that in everything God may be glorified through Jesus Christ?"

This verse reminds us that the gifts God gives to each of His people are to be used to bring praise to God and to encourage each other.

Bible Truth Story Connection Questions

1. How were the children good stewards, of what God gave them? *They used their skills to work hard to make money to put in the missionary box in order to help the missionaries help the children in India to know about Jesus. Some, like Cyrus, even sacrificed their own needs to give more money. Six of them grew up to give their whole lives to tell others about Jesus.*

Life Application Questions

1. How can we be good stewards of God's gifts to us? *Answers will vary.*
2. What difference does it make to God's people to know that everything they are and have is really God's and He calls them to be a steward of them? *It makes them think carefully about how they use what they have and are. They know that God is watching them and will reward them for serving Him well, even if no one else sees.*
3. What is the best first step to being a good steward of the soul that God has given us to know and love Him? *To turn away from our sins and trust in Jesus as our Savior.*

ACTS Questions

1. What is something we can praise God for because of this Bible Truth?

Praise God for being the Giver of all the good things and gifts we enjoy.

2. What are sins we can confess to God because of this Bible Truth?

Confess that many times we are selfish with what God has given us and forget that He calls us to be good stewards of them, using them to bring praise to God and help others to know and love Him.

3. What is something we can thank God for because of this Bible Truth?

Thank God for specific gifts He has given us.

4. What is something we can ask God for because of this Bible Truth?

Ask God to help us to remember that we are all stewards of the gifts He has given us. Ask God to work in our hearts that we might trust Him as our own Savior. Ask God to send the Holy Spirit to fill our hearts and help us to be good stewards of God's gifts, using them to bring praise to God and help others to know and love Him.

The Gospel

1. We are all born sinners. We have all chosen to use the good gifts and abilities God has given us to please ourselves, not to obey and glorify Him. We deserve His punishment, but God offers us hope. What is the gospel?

God is the good Creator and King of the world. He made people to worship Him and live by His good laws. But we are all sinners who have rebelled against Him. We all deserve death--God's just, eternal punishment for our sins. How terrible! But God has good news for us. In His great mercy, God sent His Son Jesus to earth to save sinners. Yes, Jesus, the perfect Son of God, left His home in heaven and became a man. He lived the perfect life that pleases God. (He's the only one who has ever done that!) He offered it up to God His Father as the perfect sacrifice for sins when He suffered and died on the cross. Then, on the third day, Jesus rose from the dead in victory. He had fully paid for the sins of God's people, so they wouldn't have to! Now all who turn away from their sins and trust in Jesus as their Savior will receive forgiveness of sins and eternal life with God. They will be His very own special people who will know Him and enjoy Him forever. We can be God's people, too, if we turn from our sins and trust in Jesus as our own Savior.

Game: Storks

Materials

Three large, but soft balls

Tape

Bible Truth Questions

Preparing the Game

1. Choose 20+ questions for your game from the Bible Truth Discussion Questions, or make up your own.
2. Write the Bible Truth questions on small thin strips of paper (or make a photocopy of the Bible Truth Discussion Questions and simply cut them into strips) and put them in the bag/bowl.

Playing the Game

Divide the children into two teams, each on opposite sides of the room, facing each other. One team is "The Hunters". The other team is "The Storks." The hunters have three balls and they are to stand about twenty feet away from the storks, who are lined up, similarly to ten bowling pins. Storks are to balance on one leg without leaning on anything. They can switch from leg to leg, but must not stand on both at the same time. Read a question to the hunters. If they get it right, then one of the hunters gets three chances (3 balls) to roll the ball at the storks FAIRLY GENTLY and try to get them to put their other foot down. The Hunters score as many points as storks who lost their balance and put their foot down. Sides get switched when all the Hunters have had a turn: or, when they have been stumped by a question.

Game continues as number of questions, time, and attention span allow.

Non-competitive Option

Set a target number of points for the whole group. Challenge the children to see how many turns it takes score the target number of points. Once the target has been reached, start the game over and see how many turns it takes to reach the target the second time.

Optional TAKING IT TO OTHERS Activity: Quiz Questions

Have the children choose a few of the questions from the game to ask the parents/other children during TAKING IT TO OTHERS time. Help pre-readers by whispering the question in their ear and letting them ask it aloud to the parents/other children. Make sure you read the Bible verse aloud before you ask your questions.

Directions:

1. Write words to song in large print before class.
2. Play the song for the children, helping them follow along on the song sheet.
3. Discuss the song, using a few questions from the discussion sheet. *Don't use them all!*
4. Introduce sign language for key words of your choice from sign language sheet for your song. Use as few or as many as you think the children can learn.
5. Sing and sign the song. Sign language as well as large format lyrics and sheet music are found in the PFI Unit Songbook or online.
6. If desired, play the Song Game.

Optional TAKING IT TO OTHERS Activity: Presenting and Singing the Song

1. Sing and sign the song, encouraging the watching children/parents to join in.
2. Ask the class some of the questions listed below. The Bible Truth Connection Question is particularly good to help them understand how the song ties in with the Bible Truth.

Be Thou My Vision

Verse 2

Be Thou my Wisdom,
And Thou my true Word;
I ever with Thee
And Thou with me, Lord;
Thou my great Father,
I Thy true son;
Thou in me dwelling,
And I with Thee one.

Listen to it on PFI ESV Songs 12, Track 19

Understanding the Song

1. What does "Thou" mean? Who is the "Thou" being spoken to? *"Thou" is an old word meaning "You." The Lord is the "Thou" in this song.*
2. What does it mean to ask God to be your "Wisdom"? *To not depend on your own understanding but on God's to know what is best. It also means asking God to show you what He thinks as wise, to help you believe it and to help you to do it.*
3. What does it mean to ask God to be your "true Word"? *It means to ask God to help you to believe in His Word., and help you desire to live by them in all you think, say and do.*
4. Who does the writer of the song want to always be with Him? *The Lord.*
5. Who is God a great Father to? *God is a great Father, not just to Jesus, but also to all of His people.*
6. Who is like a "true son" to God? *Not just Jesus, but all of God's people.*
7. How can we have God as our true Father? How can we be His true sons? *By turning from our sins and trusting in Jesus as our own Savior.*
8. Are true sons just talking about boys/men or does it include girls/women, too? *Sons means both boys and girls; men and women.*
9. How does God dwell in His people? *The Holy Spirit lives inside their hearts.*
10. What does it mean to be one with God? *It means to be in happy fellowship with Him in your heart; and, in agreement with what He wants.*

Bible Truth Connection Question

1. How does this song relate to our Bible Truth: **God's People Are Good Stewards of His Gifts?**

God's people want God to be their Wisdom, that they would know how to use their lives to please Him. They want Him to be their true Word, that they might believe His Word and obey all it tells them about how to use the good gifts He's given them. They want His Holy Spirit to be dwelling in them so that even in their hearts they might have the wonderful fellowship with God He created them to have. They want Him to ever be with them, so that everything in their lives, from the thoughts of their hearts to their words and their actions, please Him and might be used as He wants them to be used. This is how they can be good stewards of all the gifts God has given them.

Story Connection Question

1. How does this song relate to the story? *Cyrus and the other children learned from God's Word about Jesus' command for His people to go into all the world to tell others the good news of salvation through Jesus. They showed that they wanted God to be their Wisdom and their true Word by believing the Bible and wanting to give their money to help God's people be able to go into other parts of the world to tell the good news of Jesus.*

Bible Connection Question

1. What does this hymn have to do with our Bible Verse: **1 Peter 4:10**: "As each has received a gift, use it to serve one another, as good stewards of God's varied grace: whoever speaks, as one who speaks oracles of God; whoever serves, as one who serves by the strength that God supplies—in order that in everything God may be glorified through Jesus Christ?"

God's people know that all the gifts they have are good gifts from God, their Father. They know that they need God's wisdom and His Word to know how to use the gifts God has given them in ways that will bring praise to Him through Jesus Christ. They depend upon the Holy Spirit, dwelling in them to help them to believe and obey God's wisdom as revealed in His Word; and, to do whatever God calls them to do with the gifts He has given them.

Life Application Questions

1. How can our lives be affected by the message of this song? *We can ask God to be our Wisdom and our true Word. We can ask Him to help us to turn from our sins and trust in Jesus as our own Savior. And, we can ask the Holy Spirit to dwell in our hearts, helping us to use all the good gifts God gives us for the praise of His name.*

ACTS Questions

1. What is something we can praise God for from this hymn?

Praise God for the Wisdom and True Word of His People.

2. What are sins we can confess to God from this hymn?

That many times, we do not want God's wisdom or to be our true Word. We want to do things our own way, instead of God's good and perfect ways.

3. What is something we can thank God for from this hymn? *We can thank God for making His people His true sons, even though they deserve nothing but His punishment for the way that have sinned against Him. We can thank God for sending the Holy Spirit to dwell in their hearts and giving them wonderful, close fellowship with Him.*

4. What is something we can ask God for from this hymn? *That God would make us His true sons by working in our hearts that we might turn from our sins and trust Jesus as our Savior. We can ask Him to send the Holy Spirit to dwell in our hearts, that we might have wonderful, close fellowship with God.*

Gospel Question

1. Why do none of us deserve to be God's true sons? What has Jesus done so that we can be? What is the gospel? *God is the good Creator and King of the world. He made people to worship Him and live by His good laws. But we are all sinners who've rebelled against Him. We all deserve death--God's just, eternal punishment for our sins. How terrible! But God has good news for us. In His great mercy, God sent His Son, Jesus to earth as a man to save sinners. He lived the perfect life that pleases God. (He's the only one who's ever done that!) He offered it up to God His Father as the perfect sacrifice for sins when He suffered and died on the cross. Then, on the third day, Jesus rose from the dead in victory. He had fully paid for the sins of God's people, so they wouldn't have to! Now all who turn away from their sins and trust in Jesus as their Savior will receive forgiveness of sins and eternal life with God. They will be His very own special people who will know Him and enjoy Him forever. We can be God's people, too, if we turn from our sins and trust in Jesus as our own Savior.*

Song Game: Word Take Away

Materials

Sign Language Signs and Song

White board and marker

Eraser

Preparing the Game

1. Write the words to the song on a white board.

Playing the Game

1. After children have learned the song and signs well, then tell the children that you are going to leave out words from the song (that you've learned signs for) and just do the sign in its place.
2. Have the children help you choose a word to take out. Erase the word from the board. Review the sign the for erased word.
3. Sing the song, trying to remember to NOT sing the word and do only the sign.
4. Continue to take out words until all of the words (with signs) have been taken out.

Game continues as number of questions, time, and attention span allow.

choose a FEW questions for discussion, then choose the game and/or music activity

Meditation Version: 1 Peter 4:10-11

“Each one should use whatever gift he has received to serve others, faithfully administering God’s grace in its various forms. If anyone speaks, he should do it as one speaking the very words of God. If anyone serves, he should do it with the strength God provides, so that in all things God may be praised through Jesus Christ.”

Alternate Memory/Games Version: 1 Peter 4:10

“Each one should use whatever gift he has received to serve others.”

Understanding the Bible Verse

1. What kind of gifts do we receive from God? Why? *Everything from just being alive to the things we have to special skills and talents that we have. He gives them to serve others.*

2. What does it mean to “faithfully administer God’s grace in its various forms?” *To use all the different gifts that God has given us to love others and help them know & obey Jesus.*

How can someone who is speaking be a good steward of his words? *By saying only what God would want them to say (speaking the very words of God.) If God would not be pleased with something you want to say, then don’t say it.*

3. How can someone who is serving be a good steward of what he is doing? *Don’t serve to get people to think more highly of you. That’s serving in your own strength, with yourself in mind. Serve with the strength of Christ. That is, serve in the same loving, selfless way as Jesus did with the purpose of loving others and helping them know and obey God—just as Jesus did.*

4. What are ways that we can serve Christ? *Anything we do, from helping our family and friends, sharing our things, spending time reading the Bible and praying so that we love God more, telling others about Jesus, etc. is serving Christ when we do it with Him in mind.*

5. What happens when we speak and serve this way? *God will be praised through Jesus Christ. Others will see the way we are and see what Jesus is like. They will want to praise Him for doing such wonderful things through us and for being such a wonderful God.*

Bible Truth Connection Question

1. What does this verse have to do with the **Bible Truth: God’s People Are Good Stewards of His Gifts?**

God wants His people to use all the good gifts He has given them to serve Him by loving others and helping them know Him.

Story Connection Questions

1. What does the verse have to do with our story? *The children used their gifts of gardening, shovelling ashes, knitting and braiding straw to serve the missionaries in India by making money for their school.*

Life Application Questions

1. How can God’s people apply this verse to their lives? *They can ask God to use the gifts He has given them to serve others as He desires.*

2. How can we become God’s people? *By turning away from our sins and trusting in Jesus as our Savior.*

ACTS Questions

1. What is something we can praise God for from this Bible Verse?

Praise God for being the Giver of Good Gifts to His people.

2. What are sins we can confess to God from this Bible Verse? *Many times we want to use the gifts God gives us to bring praise to ourselves, instead of God. We deserve God’s punishment! We need a Savior!*

3. What is something we can thank God for from this Bible Verse?

We can thank God giving gifts to His people to use to bring praise to Him.

4. What is something we can ask God for from this Bible Verse?

We can ask God to work in our hearts that we would want to turn away from our sins and trust in Jesus as our own Savior. We can ask Him to fill our hearts with the Holy Spirit that He might help us to use whatever gifts He has given us to bring praise to His name.

The Gospel

1. This verse encourages God's people to speak as if speaking the very words of God. What are the best words that God has given us to speak to others? What is the gospel?

God is the good Creator and King of the world. He made people to worship Him and live by His good laws. But we are all sinners who have rebelled against Him. We all deserve death--God's just, eternal punishment for our sins. How terrible! But God has good news for us. In His great mercy, God sent His Son Jesus to earth to save sinners. Yes, Jesus, the perfect Son of God, left His home in heaven and became a man. He lived the perfect life that pleases God. (He's the only one who has ever done that!) He offered it up to God His Father as the perfect sacrifice for sins when He suffered and died on the cross. Then, on the third day, Jesus rose from the dead in victory. He had fully paid for the sins of God's people, so they wouldn't have to! Now all who turn away from their sins and trust in Jesus as their Savior will receive forgiveness of sins and eternal life with God. They will be His very own special people who will know Him and enjoy Him forever. We can be God's people, too, if we turn from our sins and trust in Jesus as our own Savior.

Game: Duck, Duck, Goose

Materials

Bible verse written up in large print so that all can see

Preparing the Game

None.

Learning the Verse

Some or all of your children may be non- or early readers. Teach the verse in sections, having them say it after you. Repeat a few times. Add clapping or other movement as they say it.

Directions

1. If desired, lead the children in a discussion of a **FEW** of the most important questions before beginning game.
2. Explain the game to them as follows:

Have the children sit in a circle, cross-legged on the floor. Choose a child to be "it". "It" will walk around behind the seated children, tapping each one on the head, the whole group recites the verse, saying one word for each head tap. The child whose head is the last one to be tapped must get up and chase "It", hoping to tag "It" before "It" can get around the circle and sit down in the open spot in the circle. If the child does tag "It" then he may take his place in the circle. If not, then the new child is "It." Repeat as frequently as desired.

Game continues until all children are out; or, as time and attention span allow.

Optional **TAKING IT TO OTHERS** Activity: Quiz Questions

Have the children choose a few of the questions from the game to ask the parents/other children during **TAKING IT TO OTHERS** time. Help pre-readers by whispering the question in their ear and letting them ask it aloud to the parents/other children. Make sure you read the Bible verse aloud before you ask your questions.

Directions:

1. Write words to song in large print before class.
2. Play the song for the children, helping them follow along on the song sheet.
3. Discuss the song, using a few questions from the discussion sheet. *Don't use them all!*
4. Introduce sign language for key words of your choice from sign language sheet for your song. Use as few or as many as you think the children can learn.
5. Sing and sign the song. Sign language as well as large format lyrics and sheet music are found in the PFI Unit Songbook or online.
6. If desired, play the Song Game.

Optional TAKING IT TO OTHERS Activity: Presenting and Singing the Song

1. Sing and sign the song, encouraging the watching children/parents to join in.
2. Ask the class some of the questions listed below. The Bible Truth Connection Question is particularly good to help them understand how the song ties in with the Bible Truth.

As Each Has Received a Gift

As each as received a gift,
Use it to serve one another,
As each as received a gift,
Use it to serve one another,
As good stewards of God's varied grace,
Use it to serve one another,
As good stewards of God's varied grace,
In order that in everything ,
God may be glorified.
In order that in everything ,
God may be glorified through Jesus Christ. *repeat*
First Peter Four, ten and eleven.

Listen to it on PFI ESV Songs 12, Track 20

Song Game: Big Voice, Little Voice

Materials

Song
Sign language signs used in the song printed out onto little cards
Blindfold

Preparing the Game

None.

Playing the Game

1. Practice the song and signs until the children know them well. Then tell them: "Children, we are going hide a sign language sign and see if one of you can find it... with a little help from the rest of us!"
2. Choose someone to be "It" and blindfold them. Choose another child to hide one of the sign language cards. When it's hidden, "It" can remove the blindfold and begin to look.
3. The rest of the children will sing the song in a louder voice when "It" gets closer to the hidden sign and quieter when "It" gets further from the sign.
4. When "It" finds the hidden clue, another "It" is chosen and play begins again.

Game continues as number of questions, time, and attention span allow.

STORY REVIEW

Directions: Read and discuss Bible Truth, using a FEW of the questions. Play game. Feel free to modify the game to fit your children.

General Story Questions

1. What was a missionary box? *A missionary box is a little box with a little slot to put money in on the top. Many churches used to keep these by the door to collect money for missionaries who had gone to faraway places to help others and tell them about Jesus. Money goes into the box until it fills up and then it all comes out of the box and gets sent to the missionaries.*
2. What did the church want to use the money in the missionary box to do? *To help out missionaries working in India who were starting a school to teach young boys how to read and tell them about Jesus.*
3. How much a year, a month, a week did the children try to earn? *Twelve dollars a year or a dollar a month was needed, altogether. Each child tried to earn a penny a week.*
4. Why was it hard to earn even just one cent a week? *Because people had so little money. They mainly traded things they had for other things that they needed without using money at all.*
5. What did the children do to earn money? *The boys did things like shovel ashes and sell them to be used in fertilizer or grow and sell potatoes. The girls braided straw to make into hats and knitted woolen clothing to sell.*
6. What big day was Cyrus excited about? What happened on that day? *Muster Day. It was the day when soldiers re-enacted a battle from a war. It was fun to watch and there was yummy food to eat and drink.*
7. Why did Cyrus' mother give him seven cents? *To buy food and something to drink.*
8. What did Cyrus' mother suggest that Cyrus do? *Put a cent or two in the Missionary Box.*
9. Why did Cyrus have such a hard time deciding how much money to put in the missionary box? *He kept thinking that it was more important for the money to go to help the missionaries rather than be used to buy him gingerbread and lemonade, etc.*
10. How did Cyrus feel at The Muster? Was he sorry for what he did with his money? Why or why not? *He felt hungry, thirsty and a little weak, but he was not sorry for putting all his money in the Missionary Box. He would rather do without treats so that others might hear the good news of Jesus.*
11. What did Cyrus' mother do when she found out what he had done with his money? Why did she do that? *She cried b/c she was happy to see that he was willing to sacrifice his own desire to do something for the LORD.*
12. What happened to Cyrus when he grew up? *He became a missionary.*
13. Why did he say that he and five other of the children "came out" of the missionary box? *Because what they learned about using their lives to love other and help them know about Jesus was first learned through raising money for the missionary box.*

Bible Truth Connection Questions

1. What does this story have to do with our Bible Truth: **God's People Are Good Stewards of His Gifts?** *Cyrus and his friends were good stewards of the bodies and money that the LORD had given them. They worked hard and gave to help others know about Jesus.*

Bible Verse Connection Question

1. What does the story have to do with our Bible Verse: **1 Peter 4:10-11:** *"As each has received a gift, use it to serve one another, as good stewards of God's varied grace: whoever speaks, as one who speaks oracles of God; whoever serves, as one who serves by the strength that God supplies—in order that in everything God may be glorified through Jesus Christ."*

The children used their skills to work hard to make money to put in the missionary box in order to help the missionaries help the children in India to know about Jesus. Some, like Cyrus, even sacrificed their own needs to give more money. It was hard, but they did it in the strength God provided. Six of them grew up to give their whole lives to tell others about Jesus. They did this so that in all things God might be glorified.

Life Application Questions

1. Are there still places in the world that need to hear about Jesus? *Yes!*
2. How can we become God's people? *By turning away from our sins and trusting in Jesus as our Savior.*
3. Does our church support missionaries? *What could we do to help them?*
4. How can we help send out the gospel to others? *We can tell others here how they can be saved. We can pray for our missionaries. We can save our money and give it to help missionaries. We can ask God to prepare us to go to other lands to tell others there about Jesus.*

ACTS Questions

1. What is something we can praise God for being that we learned in our story?

Praise God for being the Sender of His people to tell others about Jesus.

2. What is something we can confess as sin that we learned in our story?

Confess that many times we do not act like Cyrus and the other children. We would rather keep all our money for ourselves rather than giving it away to help tell others about Jesus.

3. What is something we can thank God for that we learned in our story?

We can thank God that He gives His people the desire and strength to even sacrifice their own needs that others might hear and believe the good news of Jesus.

4. What is something we can ask God for that we learned in our story? *We can ask God to work in our hearts, helping us to confess our sins, turn away from them and trust Jesus as our own Savior. We can ask Him to make us like Cyrus: willing to even sacrifice our own wants and sometimes needs so that others might hear about Jesus.*

The Gospel

1. What was the good news of Jesus that Cyrus and the other children worked so hard to be told to the children in India? What is the gospel?

God is the good Creator and King of the world. He made people to worship Him and live by His good laws. But we are all sinners who have rebelled against Him. We all deserve death--God's just, eternal punishment for our sins. How terrible! But God has good news for us. In His great mercy, God sent His Son Jesus to earth to save sinners. Yes, Jesus, the perfect Son of God, left His home in heaven and became a man. He lived the perfect life that pleases God. (He's the only one who has ever done that!) He offered it up to God His Father as the perfect sacrifice for sins when He suffered and died on the cross. Then, on the third day, Jesus rose from the dead in victory. He had fully paid for the sins of God's people, so they wouldn't have to! Now all who turn away from their sins and trust in Jesus as their Savior will receive forgiveness of sins and eternal life with God. They will be His very own special people who will know Him and enjoy Him forever. We can be God's people, too, if we turn from our sins and trust in Jesus as our own Savior.

Game: Windsock Wall Ball

Materials

Small ball such as a tennis ball, Nerf or foam ball
 The bottom half of a pantyhose leg
 16 sheets of variously colored construction paper
 Paper and marker
 Masking Tape
 Story Review Questions or other story review questions

Preparing the Game

1. Choose 20+ questions for your game from the Story Review Discussion Questions, or make up your own.
2. Make a windsock ball by placing the ball in the pantyhose leg and tying a knot right above the ball.
3. Choose three different point values for questions and write each value on three sheets of the construction paper. On the last four sheets draw a question mark shape. Tape these sheets of paper to the wall (or on the floor, if no wall is available) in the shape of a square, mixing up all of the point values. Make a shooting line with the masking tape.

Playing the Game

Divide the children into two teams and have them line up at the throw line. Ask a child from Team A to come up to the throw line. Hand him the windsock ball and let him throw it at the point cards on the wall. If he hits a point value, then the leader reads a Story Review question to his team. If they answer it correctly, they get the points. If not, then Team B can get the points for a correct answer. If he hits a star instead of a point value, then Team B gets to think up a question to ask Team A. If Team A gets it right, then they get double the highest point value on the board. If Team B stumps them—and can answer the question, themselves—then THEY get the double point value.

Play then resumes as the first player for Team B throws the windsock ball. Read him one of the statements and ask him to give his answer: true, false, not in the story by throwing the ball into the basket with the right answer card on it. If correct, then he scores 2 points for his team. If incorrect or accidentally goes into the wrong basket, the statement is read to the first person in line for the other team. If he tosses the ball into the right basket, then he scores one point for his team.

Play continues until everyone gets a chance to toss the windsock ball, as Story Review questions last; or, as time and attention span allow.

Non-competitive Option

Don't split into teams. Have the children take turns throwing the ball and answering the questions together. Tally up the points as a group number.

Optional **TAKING IT TO OTHERS** Activity: Quiz Questions

Have the children choose a few of the questions from the game to ask the parents/other children during **TAKING IT TO OTHERS** time. Help pre-readers by whispering the question in their ear and letting them ask it aloud to the parents/other children.

CASE REPLAY ACTIVITIES

Use this guide to review the Case Story and act it out for others to enjoy!

CASE REPLAY, JR: YOUNGEST CHILDREN

Description: The children will act out the story together, everyone doing the same action/sound effect at the same time. This activity is most suitable for kindergarteners.

Materials

The Case RePlay, Jr. script for younger children

Preparation

1. Read through the script and write in the blanks along the side possible actions/sound effects the children could do to act it out.

Instructions

1. Tell the children that they will be re-enacting the story together as you tell it.
2. As you read the script, lead the children in actions/sound effects to do with you.
3. If desired, you can read the script and stop at certain sentences and ask them what a good action/sound effect would be to act out what you just read.
4. Repeat the re-enactment one or two times more.

CASE REPLAY, SR: OLDER CHILDREN

Description: The children act out the story as a three-scene play. You will narrate it using the Case RePlay, Sr. script and they will act it out (no spoken words, for the most part), with each child assuming a different character's role. This activity is most suitable for first grade and up. You will review the story, then practice it a few times before performing it for others.

Materials

The Case RePlay, Sr. script
White board or other large format paper
Costumes and props

Preparation

1. Prepare for the play by choosing costumes and props for each character in the story. Decorate the area with any scenery props.
2. Write the words "Beginning," "Middle," "End" on a large piece of paper/whiteboard with plenty of space under each heading. You will use this paper to help the children think about the story as a three-scene play, as it is presented in the script.

Instructions

1. Tell the children that they will get to act out the story as a three-scene play, with a beginning, middle and end section. Tell them that before they can act it out, they need to think it out. as you narrate it with your script.
2. Take the children's answers as they recount the story, helping them put key incidents in the right order.
3. If desired, when they have filled in their Beginning, Middle, End, read through your whole (real) script, so they hear exactly what you will have them act out.
4. Then tell the children that it's time to practice acting out the story.
5. Assign parts to each child. If you are using costumes, do NOT give them out at this point. They will be a distraction.
6. Have all the children sit on the floor or in chairs on one side of the "stage," then call the characters up in place as their part in the story comes.
7. As you read the script, guide the children in where you want them to move or do to act it out.
8. After going through the whole script once, give out any costumes and props and act out the script once or twice more.

Optional TAKING IT TO OTHERS Activity: Re-enacting the Story

Read the script as the children act out together (younger) or assuming different roles (older) as the other children or the parents watch.

CASE REPLAY, JR--YOUNGER KIDS (KINDERGARTEN) P.2

Welcome to our play! The name of our story is: The Case of the Bulging Box.

Our story takes place in the United States, in the 1820's.

And now we present: "The Case of the Bulging Box."

Scene 1:

An announcement is made at Cyrus' church that they are going to try to raise one dollar a month to help missionaries in India teach one boy at their school so he could learn to read and hear about Jesus. The boys and girls are challenged to try to earn one cent a week. One cent a week was a lot of money, but Cyrus and the other children did all sorts of hard work to try to earn it. The boys did things like shovel ashes and sell them to be used in fertilizer or grow and sell potatoes. The girls braided straw to make into hats and knitted woolen clothing to sell. Each month, with a lot of hard work and help from adults, the children managed to make the needed one dollar.

Actions:

Scene 2:

Cyrus' mother gives Cyrus seven cents to spend on gingerbread, lemonade and other food at "The Muster", a pretend battle that the men in the town did once a year. As Cyrus leaves the house, she suggests he give a penny or two to the missionary box. Cyrus keeps trying to decide how much to give. Each time, he decides to give more to the missionary box and to keep less for himself. Cyrus couldn't bring himself to think that the gingerbread he could buy that day was as important and helping out the missionaries. Finally Cyrus decides to put all seven cents in the Missionary Box. At The Muster, Cyrus enjoyed the men's battle, but stayed away from the refreshment stands because everything looked so good and he was so hungry. Still, he did not regret his gift. Cyrus went home at four, asked for food.

Scene 3:

That evening, when his mother heard what Cyrus had done, she was so happy that she cried! She thought it was so wonderful that he would choose to even sacrifice to help others know about Jesus. When the children grew up, Cyrus and five of the other children who had worked so hard to fill the missionary box all decided to give their lives to serve as missionaries. They said that while they only put money in the missionary box, they each "came out" of it. They had all learned to love to give all of themselves for Jesus because of what they learned from raising money for the missionary box.

Bible Truth Tie-In:

The Bible Truth we are learning is: **God's People Are Good Stewards of His Gifts.** Cyrus and his friends were good stewards of the bodies and money that the LORD had given them. They worked hard and gave to help others know about Jesus.

CASE REPLAY, SR--OLDER KIDS (1ST GRADE AND UP) P.3

Welcome to our play! The name of our story is called: The Case of the Bulging Box.

Our story takes place in the United States in the 1820's.

The characters in our story are: The missionaries in India; the Indian boy they would raise money for; Cyrus and the other children; Cyrus' mother; the Soldiers in the Muster; sellers of food and drink at the Muster; and, Cyrus (and the other five children) grown up as missionaries.

And now we present: "The Case of the Bulging Box."

Scene 1: (Beginning)

An announcement is made at Cyrus' church that they are going to try to raise one dollar a month to help missionaries in India teach one boy at their school so he could learn to read and hear about Jesus. The boys and girls are challenged to try to earn one cent a week. One cent a week was a lot of money, but Cyrus and the other children did all sorts of hard work to try to earn it. The boys did things like shovel ashes and sell them to be used in fertilizer or grow and sell potatoes. The girls braided straw to make into hats and knitted woolen clothing to sell. Each month, with a lot of hard work and help from adults, the children managed to make the needed one dollar.

Scene 2: (Middle)

Cyrus' mother gives Cyrus seven cents to spend on gingerbread, lemonade and other food at "The Muster", a pretend battle that the men in the town did once a year. As Cyrus leaves the house, she suggests he give a penny or two to the missionary box. Cyrus keeps trying to decide how much to give. Each time, he decides to give more to the missionary box and to keep less for himself. Cyrus couldn't bring himself to think that the gingerbread he could buy that day was as important and helping out the missionaries. Finally Cyrus decides to put all seven cents in the Missionary Box. At The Muster, Cyrus enjoyed the men's battle, but stayed away from the refreshment stands because everything looked so good and he was so hungry. Still, he did not regret his gift. Cyrus went home at four, asked for food.

Scene 3: (End)

That evening, when his mother heard what Cyrus had done, she was so happy that she cried! She thought it was so wonderful that he would choose to even sacrifice to help others know about Jesus. When the children grew up, Cyrus and five of the other children who had worked so hard to fill the missionary box all decided to give their lives to serve as missionaries. They said that while they only put money in the missionary box, they each "came out" of it. They had all learned to love to give all of themselves for Jesus because of what they learned from raising money for the missionary box.

Bible Truth Tie-In:

The Bible Truth we are learning is: **God's People Are Good Stewards of His Gifts.** Cyrus and his friends were good stewards of the bodies and money that the LORD had given them. They worked hard and gave to help others know about Jesus.

The Missionary Box

Description

The children will make and decorate a missionary box that they can take home and fill with money to give to missions.

Materials

Pattern for gift box

White card stock

OR, purchase white gift boxes from an office supply store (about .50 each)

Markers, colored pencils or crayons

Other decorating supplies (glitter glue, sequins, stickers, craft feathers, even colored dots from hole punches)

Scissors and tape, if constructing your own gift boxes

Preparing the Craft

1. Print out a copy of the gift box pattern, 1 per child (if making own boxes).
2. At least for younger children, cut out the boxes along the outer edges. Pre-fold along the dashed lines, but DO NOT make into box shape. (Keep flat). Cut slit in top of box as indicated as directed on next page.
3. Set out other decorating supplies.
4. Make a sample for the children to see.

Making the Craft

1. Show children your sample.
2. Have the children use markers to color in their boxes.
3. If constructing your own boxes, help the children fold up the ends and make into box. Use tape to secure.
4. Refer back to box construction directions on next page as needed.
5. Let the children add additional decorations to their boxes.

Optional **TAKING IT TO OTHERS** Activity: Craft Presentation

If you are presenting the craft to other children or parents the children can hold up their crafts (or your model craft) and read their Bible Truth Connection answers to explain the importance of the craft.

CASE CRAFT**Discussion Guide****Instructions:**

As the children are settled into making their craft, ask them these questions to help them understand the craft's significance. Use the answers provided to guide the children's answers.

Discussion Questions

1. What were the children raising money for? *To put in the Missionary Box at church.*

2. How much were they trying to raise? What were they wanting to use it for? *They were trying to raise a dollar a month to send to India so that one boy might go to school and hear the good news of Jesus.*

3. What were they willing to do in order to make sure to raise enough money?
They were willing to work hard and even sacrifice things that they wanted for themselves in order to raise all the money.

4. What is Bible Truth that we are learning?
God's People Are Good Stewards of His Gifts.

5. What does our craft have to do with our Bible Truth: God's People Are Good Stewards of His Gifts?
Cyrus and the other children used the skills they had to raise money to send to missionaries. They were good stewards of the gifts of skills and money that God had given them.

6. What can our craft help us remember?
God has given us skills and things that He was us to be good stewards of. He can even use us to do great things for His Kingdom.

TAKING IT TO OTHERS**Craft Presentation****Instructions:**

Have children hold up your model craft/their crafts. Choose five children (or you say) the five sections below to explain the craft's importance.

Presentation:

1. Our craft is: The Missionary Box.

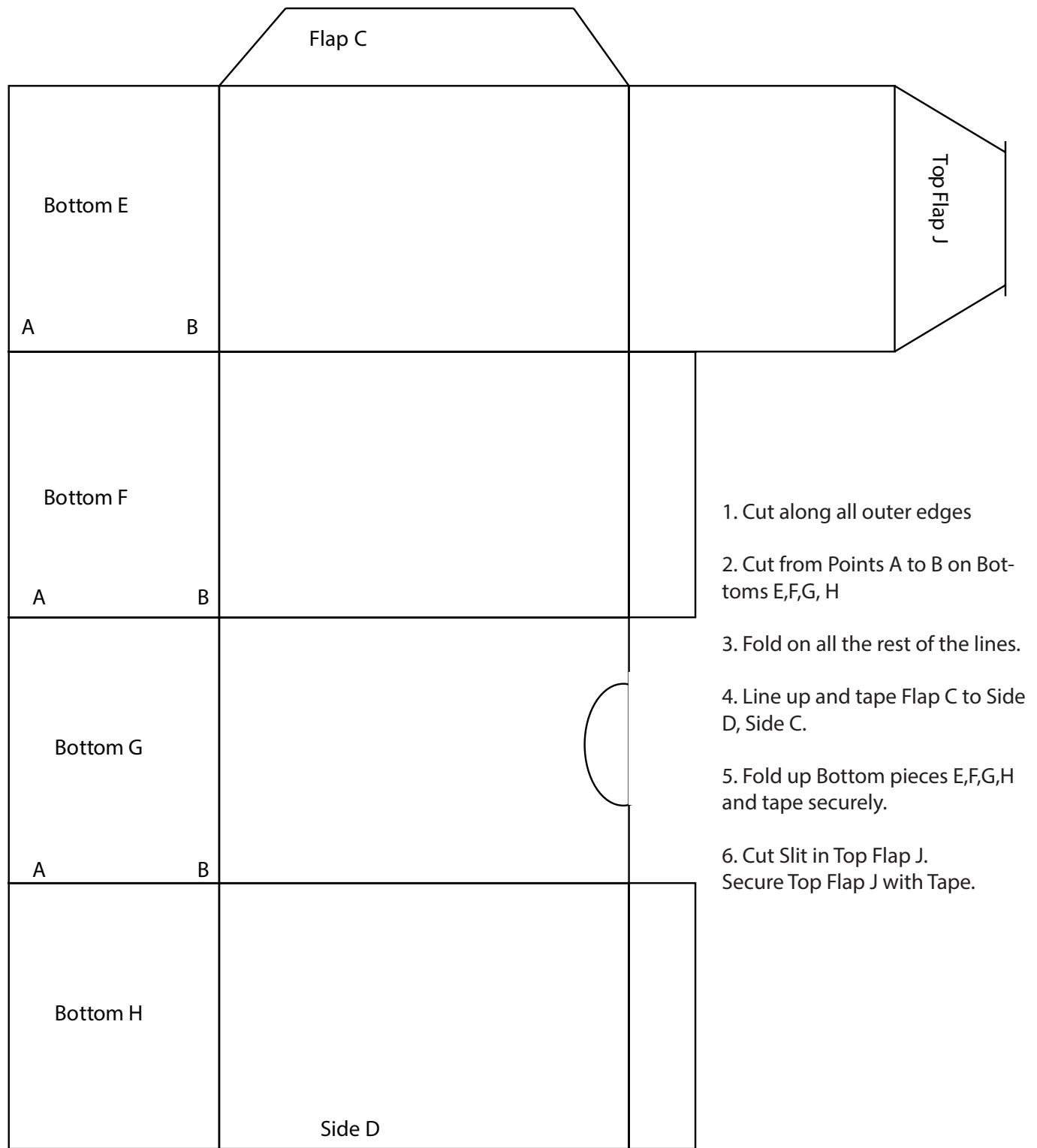
2. Cyrus Hamlin and the other children worked hard to make money to put in the Missionary Box to help raise a dollar a month to pay for a boy in India to go to school and hear the good news of Jesus. They were willing to work hard and even sacrifice things that they wanted for themselves in order to raise all the money.

3. Our Bible Truth is: God's People Are Good Stewards of His Gifts.

4. Cyrus and the other children used the skills they had to raise money to send to missionaries. They were good stewards of the gifts of skills and money that God had given them.

5. Our craft can help us remember that God has given us skills and things that He was us to be good stewards of. He can even use us to do great things for His Kingdom.

Note: Even non-readers can participate in presenting the craft, if you will whisper what they are to say in their ear and let them say it aloud for the others to hear.



1. Cut along all outer edges
2. Cut from Points A to B on Bottoms E,F,G, H
3. Fold on all the rest of the lines.
4. Line up and tape Flap C to Side D, Side C.
5. Fold up Bottom pieces E,F,G,H and tape securely.
6. Cut Slit in Top Flap J. Secure Top Flap J with Tape.

Box Construction
Directions

BEFORE CLASS:**1. PICK YOUR PERSON**

VIPPs can be anyone in your church! Typically, they fall into 6 categories: Church staff, Elders, Deacons/deaconesses, Special Volunteers (people who aren't paid, but spend a lot of time helping out in particular ways), Supported Workers (aka missionaries), and Church Members.

2. GATHER YOUR FACTS

Use the VIPP Information Sheet to write down the facts about your VIPP. The information on this worksheet is used in the VIPP activities, listed in the "Choose an Activity" section below.

DURING THE ACTIVITY:**1. INTRODUCE YOUR VIPP**

Introduce your VIPP to the children, using the VIPP Information Sheet. Fill in a set of VIPP Clue Cards with the information for your VIPP. If desired, you can even have the actual person come into class for the children to meet.

Need help describing what someone does for the church in a kid-friendly way? Check out the list of common VIPPs on the Praise Factory website in the PFI resources. There are lots of kid-friendly descriptions for common VIPP's, such as pastors, elders, deacons and a lot more.

2. PRAY!

Lead the children in praying for the VIPP. Ask the children if they would like to pray for one of the VIPPs prayer requests. Even non-readers can pray for the VIPP if you whisper the prayer request in their ear, then let them say it aloud. Never force a child to pray!

3. CHOOSE AN ACTIVITY

There are two activities you can use to help the children learn about the VIPP:

VIPP Clue Cards: These are nine coloring sheets in which children fill in the nine things they learn about the VIPP from the VIPP Information Sheet. Photocopy a set of each child. Use as few or as many of these Clue Cards as you desire. They are found in the back of this book.

VIPP Game: This is a game that uses a set of Clue Cards for one or two VIPPs.

Choose a VIPP and fill in his/her information on the VIPP Information Sheet. Fill in a set of VIPP Clue Cards with the information for your VIPP. Tell the children about the VIPP, having them fill in the VIPP Clue Cards with the key facts as they learn them. Write any words the children need to write on a white-board or other piece of paper so they can see how to spell them. Help younger children write these words on their clue cards. Ideas for how to tell the children about many common VIPPs are listed at praisefactory.org with the resources for this Bible Truth.

Optional TAKING IT TO OTHERS Activity: Introduce and Pray for the VIPP

If you are presenting the VIPP to other children or parents you can assign children to hold up the 10 clue cards and say what each card tells about the VIPP. (Or, you can have the children hold them up as you tell what each one means.) Then lead the children in praying for the VIPP.

Game: Beanbag Toss In

Materials

Information for one VIPP

2 Sets of Clue Cards

8 Letter-sized Envelopes or folders

Bean Bag(s), one per child

Tape

Preparing the Game

1. Fill in one set of clue sheets for the VIPP you are using.
2. Tape the other (blank) set of Clue Cards to the outside of the manilla envelopes.
3. Put the filled-in clue cards in the corresponding envelope.
4. Tape each down to the floor, fairly close together.

Playing the Game

Reveal: Tell the children about the VIPP, showing them your filled-in clue cards as you tell about them.

Review: At your signal, have the children take toss their bean bags onto the envelopes. Then one that has the most bean bags on it./near it is the one you will open. (The children may have fun taking turns designating one as the target before tossing.) The teacher (or the child) tells the Clue Card category. The other children try to remember what the VIPP's answer was. Open it up and see if they got it right. If they did, the Clue Card is retired. If not, it can be added back into the Clue Cards to be tossed at.

VIPP INFORMATION SHEET

VIPP NAME:

WHAT VIPP LOOKS LIKE

Man or Woman? _____

Hair color? _____

Eye color? _____

FAVORITE ANIMAL

FAVORITE FOOD

FAVORITE FREE TIME ACTIVITY

WHAT VIPP DOES DURING WEEK

VIPP GROUP OF SERVICE:

Church Member

Deacon

Elder

Church Staff

Special Volunteer

Supported Worker
(Missionary)

3 WAYS VIPP SERVES CHURCH

3 WAYS TO PRAY FOR THE VIPP

BIBLE TRUTH 5, LESSON 3: PLANNER/OVERVIEW

GETTING STARTED: Welcome and Opening Songs (*introduce unit and get kids moving with these songs*)

Welcome to Praise Factory: PFI: Praise Factory Investigators Theme Song *PFI ESV Songs 12, Track 1*

Rules to Help Us Worship God and Love One Another: WoGoLOA Classroom Rules Song
PFI ESV Songs 12, Track 2

Big Question Under Investigation: Big Question 12 Songs *PFI ESV Songs 12, Tracks 3,4*

Big Question Bible Verse: Ephesians 5:1-2 Song: *PFI ESV Songs 12, Track 5*
Extra Bible Verse Song: Let Everyone Who Names the Name: 2 Timothy 2:19,22, ESV PFI ESV Songs 12, Track 6

DIGGING DEEP DOWN: Key Concept and Story (*introduce the Bible Truth and tell the related story*)

Bible Truth 5: God's People Are Good Stewards of His Gifts

Bible Truth Hymn: Be Thou My Vision, v.2 *PFI ESV Songs 12, Track 19*

Bible Verse: 1 Peter 4:10-11

Bible Verse Song: As Each Has Received a Gift *PFI ESV Songs 12, Track 20*
Extra Bible Verse: Gift, Gift, Gift 1 Peter 4:10-11, ESV PFI ESV Songs 12, Track 21

Lesson 3 New Testament: The Case of the Treasure Seekers
Luke 11:13-34

TAKING ACTION: Response Activities (*choose from among these activities*)

Snack and Discussion Planner: Farmer's Fresh Wheat Bread

ACTS Prayer: Prayer Sheet

Bible Truth Review: Discussion Questions and Game: Silly Grand March

Bible Truth Hymn: Be Thou My Vision, v.2 *PFI ESV Songs 12, Track 19*
Song, Sign Language and Song Game: Sign It, Say It, What Does It Mean? **PFI ESV SONGS 12 BOOK or ONLINE**

Bible Verse Review: 1 Peter 4:10-11 Discussion Sheet and Game: Mr. Freezie Ball

Bible Verse Song: As Each Has Received a Gift 1 Peter 4:10-11 *PFI ESV Songs 12, Track 20*
Song, Sign Language and Song Game: Pass the Secret Sign **PFI ESV SONGS 12 BOOK or ONLINE**

Story Review: Discussion Questions and Game: Obstacle Course Quiz

Case Replay, Jr: Drama Activity for Youngest Children (children do same story actions together)

Case Replay, Sr: Drama Activity for Most Children (children re-tell story with individual parts)

Craft: Earthly Treasure

VIPP (Very Important Prayer Person) Prayer Time: Coloring Sheets (back of book) & Game: Hot and Cold Hide

TAKING IT HOME: Take Home Sheet for Review and Family Devotions

PFI Pronto: Bible Truth 5, Lesson 3 **PFI ESV PRONTOS 12 BOOK or ONLINE**

The Case of the Treasure Seekers *Luke 11:13-34; Daniel 1,6* by Connie Dever

Our story is: The Case of the Treasure Seekers. As you listen to the story, see if you can figure out:

1. Who came to Jesus seeking treasure? How did he want Jesus to help?
2. What treasure did Jesus tell him (and the others) to seek? How could they get this kind of treasure?

This story takes place in Israel in New Testament times, when Jesus lived on earth.

A young man walked down the dusty road with an angry look on his face. "I can't believe my older brother! He is so selfish and unfair to me!" this young man was thinking. "As if it wasn't enough for him to get the usual, double share of our dead father's things, he had to decide to keep it all—even the little bit that was to come to me! Well, I'll fix him now! That teacher Jesus, who everyone's been going to, is in town. I hear he's a good teacher and wise man. He will want me to have my share of my dead father's things. I'll get him to tell my brother to give me what I deserve! Surely if he says my brother should give me some of his things, he will listen." he thought angrily to himself.

Before long, the young man reached the edge of the crowd of people who gathered around Jesus. Some had come to hear what Jesus had to say about God and His kingdom. But all too many came because of what they hoped Jesus might do for them. The young man in our story was one of those. He knew just exactly what he wanted Jesus to do for him!

But how to get TO Jesus. That was the first problem this young man had to solve. The crowd that swarmed around Jesus that day numbered in the thousands! People were even trampling each other, they were so anxious to get to Jesus for help.

Somehow, the young man squeezed his way all the way through that crowd, even if it meant stepping over the mats of the weak and crippled or slipping past the blind man who couldn't see the gap that had formed in front of him. This young man did whatever it took to get up to Jesus.

"Teacher, tell my brother to divide my dead father's things with me!" he blurted out, interrupting Jesus' teaching time with His closest disciples.

Jesus stopped talking and looked at the young man;

and because Jesus is God, He knew just exactly what was going on in that young man's heart, even though He had never even seen him before. Here was a young man not just looking for justice. This was a young man filled with greed. He was a seeker of earthly treasure—he wanted more and more stuff to make his own life good and easy, when what he really needed was the heavenly treasure of knowing God better and using all that God had given him to love others and tell them about Jesus. Jesus would not help this young man continue to live this foolish way.

"Young man, I'm not here to decide between you and your brother about your dead father's things," Jesus told him. "I'm here to talk to you about what real life is all about...and it has nothing to do with how much stuff you have!"

Jesus then turned and said to the whole crowd, "Watch out! Be on your guard against all kinds of greed. Don't spend your life just trying to get more and more things. Don't be a seeker of earthly treasure, like getting more stuff. Use the things that God has given you to know God better, to love others and tell them about Me. Then you will have heavenly treasure, the kind that lasts forever and ever!"

"Let me tell you a story," Jesus went on. "Once there was a farmer who had fields and fields of fine wheat. He had had lots of years of good crops and had grown very rich. He had a big house, he had everything he wanted. His storehouses of grain were brimming over. He was so rich that he could afford to have servants work his fields for him. God had been very good to him and blessed him with everything he needed. Yet the man did not think of God to thank Him or to help out others in need."

"Well, before long it was harvest time and once more

Story-telling Tips

Ahead of time:

1. Read the Bible verses and story. Pray!
2. Create story cue cards on index cards (or highlight text).
3. Practice telling story dramatically, timing your presentation. Shorten, if necessary to fit your allotted time.
4. Decorate area with story props that help bring your story alive.

During your presentation:

1. Maintain as much eye contact as possible as you tell the story. Point to/use props at important points in the story. Include the kids in your story with a few questions about what they think will happen or words/concepts that might be new to them.
2. Watch the kids for signs that their attention span has been reached. Shorten, if necessary.

this rich farmer was going to have an incredible harvest of grain," Jesus continued. "But this year, the bountiful harvest was a problem, for the rich farmer's storehouses were already full of grain. What should he do with the extra? Did he remember that it was the Lord who had richly blessed him with the land and the fine harvest? Could it be that the Lord had plans for all that extra wheat? Wasn't there a poor widow woman who lived down the road with barely enough food to feed herself and her children? Could it be that the Lord wanted him to share with her? Would he take the grain and make a thank offering with it, giving it to the priests in the Temple to enjoy? He could always sell the extra and give away the money to help one of his relatives. But no, he didn't choose to do any of those things. This rich farmer was a seeker of earthly treasure. He wanted to get more and more stuff. He didn't think about using the things that God had given him to know God better, to help others or tell them about God. He didn't want heavenly treasure. He wanted to keep all his good things to enjoy just for himself.

So the farmer made his plans: 'This is what I'll do, planned the rich farmer, "I will tear down my barns and build even bigger ones, and there I will store all my grain and my goods. Then I can relax. I will have plenty of good things laid up for many years. I can take life easy. I can eat, drink and be merry," Jesus said.

"Oh, if only the rich man had realized how foolish it is to be a seeker of earthly treasure. For earthly treasure never lasts. For God said to him, 'You fool! This very night your life will be demanded from you. Then who will get what you have prepared for yourself?'"

Jesus finished his story and told the crowd: "This is how it will be with anyone who stores up things for himself but is not rich toward God."

Then Jesus said to his disciples: "Therefore I tell you, don't worry about your life, what you will eat. Don't worry about your body--what you will wear," Jesus told them. "Life is more than food. The body is worth more than clothes. Think about the ravens--those big, scavenger birds. They do not sow or reap, they have no storeroom or barn; yet God feeds them. And how much more valuable you are than birds! Who of you by worrying can add a single hour to his life? Since you

cannot do this very little thing, why do you worry about the rest?"

"And look at the lilies that grow wild in the fields," Jesus said. "They don't do any work at all to clothe themselves, but not even Solomon in all his splendor was dressed as beautifully as one of these. If that is how God clothes the grass of the field, which is here today, and tomorrow is thrown into the fire, how much more will he clothe you, O you of little faith! And do not set your heart on what you will eat or drink; do not worry about it. For the people who don't know Jesus are only seekers of earthly treasure. They run after all such things, but you don't need to for your Father knows that you need them,"

"Be seekers of heavenly treasure," Jesus urged them. "Seek to know God better and better. Use all that He has given you to love others and tell them about Me. Seek His kingdom, and these other earthly treasures you need will be given to you as well."

"Don't be afraid, little flock," Jesus told them. God is the loving shepherd of His people. He is pleased to take care of you and to give you the kingdom of God--life with Him forever! So sell your possessions and give to the poor. Provide purses for yourselves that will not wear out, a treasure in heaven that will not be exhausted, where no thief comes near and no moth destroys. For where your treasure is, there your heart will be also," Jesus told them.

Cracking the Case:

It's time to answer our Case Questions.

1. Who came to Jesus seeking treasure? How did he want Jesus to help?

A man whose father had died and he wanted Jesus to tell his brother to share his inheritance (the money and things that had belonged to his father) with him.

2. What treasure did Jesus tell him (and the others) to seek? What was it? How could they get this kind of treasure?

Jesus told them to seek heavenly treasure. Heavenly treasure is seeking to know and love God most of all. They would have heavenly treasure as they used everything God had given them to love God and to love others.

Something For You and Me**Our Bible Truth is:****God's People Are Good Stewards of God's Gifts****Our Bible Verse is: 1 Peter 4:10-11**

"As each has received a gift, use it to serve one another, as good stewards of God's varied grace: whoever speaks, as one who speaks oracles of God; whoever serves, as one who serves by the strength that God supplies—in order that in everything God may be glorified through Jesus Christ."

What happened to the young man? Did he understand what Jesus was saying? Did he see that he had been seeking earthly treasure rather than the riches of heaven? Did he see his greedy heart for what it was—desiring more things rather than thinking about God and using what he had in His service to love others and tell them about Jesus? The Bible doesn't tell us.

But what about you and me? God is calling us to different from the young man—to stop being greedy for more and more things, as if they are most important. He is calling us to be different from the rich farmer, who thought only of his own needs and desires rather than using his riches to love others and help them know about Jesus.

If we are His people, having turned from our sins and trusted for forgiveness in Jesus' death on the cross, we know that God promises to give us everything we need and often gives us so much more than just what we need. We know that even the best things we can ever have or hope to have here on earth are nothing compared to what He promises us in heaven.

Let's praise God for freeing His people from being greedy and worrying about things here on earth, knowing that He will always take care of them. Let's ask Him to work in our hearts that we might turn from our sins and trust Jesus as our own Savior. Let's ask Him to make us heaven treasure seekers, desiring to know Him better and better and using all we have—our things, our bodies and especially our hearts—to love others and help them know more about Jesus.

Close in prayer.

Closing ACTS Prayer

A God, we praise You for being the Teacher of Truth. We praise You for being the Good Shepherd who Your people can trust to take care of their needs.

C God, we confess that many times, we are like the young man who was greedy for more earthly riches, instead of desiring the heavenly riches that come in knowing and obeying You. We confess not trusting You to take care of our needs. We want to hold onto our things because we are afraid You won't take care of us.

T God, we thank You for giving us Your Word that we might not seek after earthly riches, but seek You and Your and heavenly riches.

S God, work in our hearts! Help us to turn away from our sins and trust Jesus as our own Savior. Fill us with Your Holy Spirit and give us a desire for You and Your heavenly riches. Help us to trust in You, not in the things You give us.

Special Words

The Kingdom of God: Jesus spoke of the day when God's kingdom would come. That is when Jesus will come back to take God's people home to live with Him forever in the new heavens and earth. Sin and death will be defeated once and for all. Jesus will rule as king and all of God's people will happily and perfectly love God and obey Him forever. No more sin, suffering or death.

But Jesus also spoke of God's kingdom coming into the hearts of people, even now. By this He meant that all who turn from their sins and trust in Him as their Savior can already begin to know God and live for God. The Holy Spirit will come to live in their heart and help them to know and obey Him. They can tell others how to be saved from their sins and know God, too. These are little tastes and big preparations for the day when the Kingdom of God will come completely when Jesus comes back.

ACTS PRAYER ACTIVITY

Use this sheet to write down your ACTS Prayer

Instructions:

Use this sheet to help the children apply the Bible Truth into a prayer. You can use the ACTS provided or even better, have the kids think of their own applications. Also have the children add their personal requests to the prayer, too. Lead the children in the prayer or let them pray sections, with your help. Never force a child to pray! Non-readers can participate by you whispering a section of the prayer into their ear and allowing them to pray it aloud for the group.

ADORATION:

God, we praise You for being the Giver of all the good things and gifts we enjoy.

God, we praise You for being.....

Add your own Adorations:

CONFESSION:

God, we confess that many times we are selfish with what You have given us. We forget that You call us to be good stewards of Your gifts. You want us to bring praise to Your name and to help others know and love You by the way we use them.

God, we have sinned against You....

Add your own Confessions:

THANKSGIVING:

Thank You, God for the many gifts You have given us. Thank You most of all, for the offer of salvation through Jesus to all who repent of their sins and trust in Him as their Savior.

God, we thank You for...

Add your own Thanksgivings:

SUPPLICATION:

God, work in our hearts! Help us turn away from our sins and trust in Jesus as our Savior. Help us to remember that we are all stewards of the gifts You have given us. Send Your Holy Spirit to fill our hearts and help us to be good stewards of Your gifts. Help us to use them to bring praise to Your name; to help take care of the needs of others; and, to help them know and love You.

God, we need Your help...

Add your own Supplication:

SNEAKY SNACK

Can you figure out how this snack ties in with our case?

Snack: Farmer's Fresh Wheat Bread

Bread and butter (or jam), made out of the rich farmer's wheat.

This is only a suggestion. Feel free to modify. Be mindful of allergy issues among your children!

Case Tie-in: God gave the rich farmer huge crops with much more than he needed to live upon. He gave him these big crops not just to feed himself, but to love God and others. The farmer chose to hold onto his crops for himself alone. Jesus told this story to teach the people that God cares about how we use the good things He has given us. He wants us to use them to love Him and to love others. We do not have to hold onto everything we have to make sure we are well-taken care of. God promises to give His people everything they need.

SOUL FOOD

Food for thought during snack time

1. What does the snack have to do with the story?

Choose a few questions from the other activity discussion sheets to talk about during this snack time.

2.

3.

4.

5.

6.

7.

Directions: Read and discuss Bible Truth, using a FEW of the questions. Play game. Feel free to modify the game to fit your children.

God's People Are Good Stewards of His Gifts

God is the Creator of all things and all things belong to Him. There is nothing that we have that God did not give to us: our bodies, our belongings, our money, our lives. Yes, everything is a gift from God to us.

What does God want us to do with all these good gifts He have given us? He wants us to be good stewards of them. What is a steward? A steward is someone who takes care of someone else's things.

God tells us in His Word how He wants His people to be good stewards of His gifts to them. He wants them to serve Him with their bodies—with their hands, their mouths and all of their strength. He wants them to freely share what they have with others. He wants them to use their money generously to take care of their families, to help others and to spread the good news of salvation through Jesus.

In heaven, God promises to reward each of His people according to how they stewarded His gifts during their lives on earth. God's people know that they can't be good stewards of God's gifts on their own. They know that it is the Holy Spirit, working in their hearts, who helps them be the good stewards He wants them to be. We can become God's people when we turn from our sins and trust in Jesus as our Savior.

Understanding the Bible Truth

1. Why do all things belong to God? *Because He created them.*
2. What do we have that God has given to us? *Everything! Our bodies, things, money, lives.*
3. What is a steward? *Someone who takes care of someone else's things.*
4. What are people stewards of? *The things that God has given to each of them.*
5. How can we be good stewards of God's gifts to us? *Serve Him with our bodies; share freely with others; give our money generously to help our families and others; use all we have to tell others about Jesus.*
6. What difference does it make how we steward the things God has given us? *How we use them pleases Him or not. He will reward us in heaven for how well we stewarded His gifts.*
7. How will God reward each of His people in heaven? *According to how they stewarded His gifts to them during their lives on earth.*
8. Can God's people be good stewards of God's gifts to them on their own? Why or why not? *No. They know that the Holy Spirit, working in their hearts must help them to be the kind of steward God wants them to be.*
9. How can we become God's people? *By turning away from our sins and trusting in Jesus as our Savior.*

Bible Verse Connection Question

1. What does our Bible Truth have to do with our **Bible Verse: 1 Peter 4:10**: "As each has received a gift, use it to serve one another, as good stewards of God's varied grace: whoever speaks, as one who speaks oracles of God; whoever serves, as one who serves by the strength that God supplies—in order that in everything God may be glorified through Jesus Christ?"

This verse reminds us that the gifts God gives to each of His people are to be used to bring praise to God and to encourage each other.

Bible Truth Story Connection Questions

1. What things did Jesus tell His disciples they should do to be good stewards of God's gifts to them? *Not be greedy with their money, but give generously to help others. Think about living for Jesus and telling others about Him most of all and not worry about their earthly needs because He would take care of them.*

Life Application Questions

1. How can we be good stewards of God's gifts to us? *Answers will vary.*
2. What difference does it make to God's people to know that everything they are and have is really God's and He calls them to be a steward of them? *It makes them think carefully about how they use what they have and are. They know that God is watching them and will reward them for serving Him well, even if no one else sees.*
3. What is the best first step to being a good steward of the soul that God has given us to know and love Him? *To turn away from our sins and trust in Jesus as our Savior.*

ACTS Questions

1. What is something we can praise God for because of this Bible Truth?

Praise God for being the Giver of all the good things and gifts we enjoy.

2. What are sins we can confess to God because of this Bible Truth?

Confess that many times we are selfish with what God has given us and forget that He calls us to be good stewards of them, using them to bring praise to God and help others to know and love Him.

3. What is something we can thank God for because of this Bible Truth?

Thank God for specific gifts He has given us.

4. What is something we can ask God for because of this Bible Truth?

Ask God to help us to remember that we are all stewards of the gifts He has given us. Ask God to work in our hearts that we might trust Him as our own Savior. Ask God to send the Holy Spirit to fill our hearts and help us to be good stewards of God's gifts, using them to bring praise to God and help others to know and love Him.

The Gospel

1. We are all born sinners. We have all chosen to use the good gifts and abilities God has given us to please ourselves, not to obey and glorify Him. We deserve His punishment, but God offers us hope. What is the gospel? *God is the good Creator and King of the world. He made people to worship Him and live by His good laws. But we are all sinners who have rebelled against Him. We all deserve death--God's just, eternal punishment for our sins. How terrible! But God has good news for us. In His great mercy, God sent His Son Jesus to earth to save sinners. Yes, Jesus, the perfect Son of God, left His home in heaven and became a man. He lived the perfect life that pleases God. (He's the only one who has ever done that!) He offered it up to God His Father as the perfect sacrifice for sins when He suffered and died on the cross. Then, on the third day, Jesus rose from the dead in victory. He had fully paid for the sins of God's people, so they wouldn't have to! Now all who turn away from their sins and trust in Jesus as their Savior will receive forgiveness of sins and eternal life with God. They will be His very own special people who will know Him and enjoy Him forever. We can be God's people, too, if we turn from our sins and trust in Jesus as our own Savior.*

Game: Silly Grand March

Materials

CD and CD player
Small bowl or bag
Bible Truth Questions

Preparing the Game

1. Choose 20+ questions for your game from the Bible Truth Discussion Questions, or make up your own.
2. Write the Bible Truth questions on small thin strips of paper (or make a photocopy of the Bible Truth Discussion Questions and simply cut them into strips) and put them in the bag/bowl.

Playing the Game

Have the children form partners, then form a big double circle. Tell the children to move however you command them to move, such as march, walk, skip, tip toes, big knee bends, pat head, fly like a bird, etc. (BUT NOT RUN!!!) when you play the music. But when the music stops, they and their partner are to grab hands and sit down as quickly as possible. The last pair to sit down become the Question Choosers for the class. If the class answers it correctly, then the pair is added back into the group immediately. If not, then the pair stays out until another round when a correct answer is given to a question. (Feel free to add back incorrectly answered questions into the bag).

Game continues as number of questions, time, and attention span allow.

NOTE: Have the children who are "out" help make up actions for the other children to do, put them in charge of the music, etc. along with you. This will keep them happily occupied as they continue.

Non-competitive Option

Don't exclude the Question Choosers from the game, even if class gets the wrong answer.

Optional TAKING IT TO OTHERS Activity: Quiz Questions

Have the children choose a few of the questions from the game to ask the parents/other children during TAKING IT TO OTHERS time. Help pre-readers by whispering the question in their ear and letting them ask it aloud to the parents/other children. Make sure you read the Bible verse aloud before you ask your questions.

Directions:

1. Write words to song in large print before class.
2. Play the song for the children, helping them follow along on the song sheet.
3. Discuss the song, using a few questions from the discussion sheet. *Don't use them all!*
4. Introduce sign language for key words of your choice from sign language sheet for your song. Use as few or as many as you think the children can learn.
5. Sing and sign the song. Sign language as well as large format lyrics and sheet music are found in the PFI Unit Songbook or online.
6. If desired, play the Song Game.

Optional TAKING IT TO OTHERS Activity: Presenting and Singing the Song

1. Sing and sign the song, encouraging the watching children/parents to join in.
2. Ask the class some of the questions listed below. The Bible Truth Connection Question is particularly good to help them understand how the song ties in with the Bible Truth.

Be Thou My Vision

Verse 2

Be Thou my Wisdom,
And Thou my true Word;
I ever with Thee
And Thou with me, Lord;
Thou my great Father,
I Thy true son;
Thou in me dwelling,
And I with Thee one.

Listen to it on PFI ESV Songs 12, Track 19

Understanding the Song

1. What does "Thou" mean? Who is the "Thou" being spoken to? *"Thou" is an old word meaning "You." The Lord is the "Thou" in this song.*
2. What does it mean to ask God to be your "Wisdom"? *To not depend on your own understanding but on God's to know what is best. It also means asking God to show you what He thinks as wise, to help you believe it and to help you to do it.*
3. What does it mean to ask God to be your "true Word"? *It means to ask God to help you to believe in His Word., and help you desire to live by them in all you think, say and do.*
4. Who does the writer of the song want to always be with Him? *The Lord.*
5. Who is God a great Father to? *God is a great Father, not just to Jesus, but also to all of His people.*
6. Who is like a "true son" to God? *Not just Jesus, but all of God's people.*
7. How can we have God as our true Father? How can we be His true sons? *By turning from our sins and trusting in Jesus as our own Savior.*
8. Are true sons just talking about boys/men or does it include girls/women, too? *Sons means both boys and girls; men and women.*
9. How does God dwell in His people? *The Holy Spirit lives inside their hearts.*
10. What does it mean to be one with God? *It means to be in happy fellowship with Him in your heart; and, in agreement with what He wants.*

Bible Truth Connection Question

1. How does this song relate to our Bible Truth: **God's People Are Good Stewards of His Gifts?**

God's people want God to be their Wisdom, that they would know how to use their lives to please Him. They want Him to be their true Word, that they might believe His Word and obey all it tells them about how to use the good gifts He's given them. They want His Holy Spirit to be dwelling in them so that even in their hearts they might have the wonderful fellowship with God He created them to have. They want Him to ever be with them, so that everything in their lives, from the thoughts of their hearts to their words and their actions, please Him and might be used as He wants them to be used. This is how they can be good stewards of all the gifts God has given them.

Story Connection Question

1. How does this song relate to today's story? *The young man came to Jesus to make his brother share his inheritance with him. Jesus warned the young man and the whole crowd about being greedy for earthly treasure rather than heavenly treasure. He encouraged them to trust God to give them what they needed and to use what they had to help others. They would receive even better heavenly treasure if they did this. Jesus' words were God's wisdom. They were God's true Word. Jesus told them that the young man might turn away from his greedy ways and turn to God instead.*

Bible Connection Question

1. What does this hymn have to do with our Bible Verse: **1 Peter 4:10**: "As each has received a gift, use it to serve one another, as good stewards of God's varied grace: whoever speaks, as one who speaks oracles of God; whoever serves, as one who serves by the strength that God supplies—in order that in everything God may be glorified through Jesus Christ."?

God's people know that all the gifts they have are good gifts from God, their Father. They know that they need God's wisdom and His Word to know how to use the gifts God has given them in ways that will bring praise to Him through Jesus Christ. They depend upon the Holy Spirit, dwelling in them to help them to believe and obey God's wisdom as revealed in His Word; and, to do whatever God calls them to do with the gifts He has given them.

Life Application Questions

1. How can our lives be affected by the message of this song? *We can ask God to be our Wisdom and our true Word. We can ask Him to help us to turn from our sins and trust in Jesus as our own Savior. And, we can ask the Holy Spirit to dwell in our hearts, helping us to use all the good gifts God gives us for the praise of His name.*

ACTS Questions

1. What is something we can praise God for from this hymn?

Praise God for the Wisdom and True Word of His People.

2. What are sins we can confess to God from this hymn?

That many times, we do not want God's wisdom or to be our true Word. We want to do things our own way, instead of God's good and perfect ways.

3. What is something we can thank God for from this hymn? *We can thank God for making His people His true sons, even though they deserve nothing but His punishment for the way that have sinned against Him. We can thank God for sending the Holy Spirit to dwell in their hearts and giving them wonderful, close fellowship with Him.*

4. What is something we can ask God for from this hymn? *That God would make us His true sons by working in our hearts that we might turn from our sins and trust Jesus as our Savior. We can ask Him to send the Holy Spirit to dwell in our hearts, that we might have wonderful, close fellowship with God.*

Gospel Question

1. Why do none of us deserve to be God's true sons? What has Jesus done so that we can be? What is the gospel? *God is the good Creator and King of the world. He made people to worship Him and live by His good laws. But we are all sinners who've rebelled against Him. We all deserve death--God's just, eternal punishment for our sins. How terrible! But God has good news for us. In His great mercy, God sent His Son, Jesus to earth as a man to save sinners. He lived the perfect life that pleases God. (He's the only one who's ever done that!) He offered it up to God His Father as the perfect sacrifice for sins when He suffered and died on the cross. Then, on the third day, Jesus rose from the dead in victory. He had fully paid for the sins of God's people, so they wouldn't have to! Now all who turn away from their sins and trust in Jesus as their Savior will receive forgiveness of sins and eternal life with God. They will be His very own special people who will know Him and enjoy Him forever. We can be God's people, too, if we turn from our sins and trust in Jesus as our own Savior.*

Song Game: Sign It, Say It, What Does It Mean?

Materials

Sign Language signs used in song, particularly choose words with important meanings you want the children to learn, such as “grace”, “redeem”, etc.

Bag or bowl

Preparing the Game

1. Cut out signs and put in bowl.

Playing the Game

1. Practice the song and signs until the children know them well. Then put all the signs we’ve learned in this bag/bowl and mix them up.
2. Ask one of the children to choose a sign, but not show it to anyone...but you, if they need some help.
3. Ask the child to do the sign for the rest of the children and see if the other children can guess which one it is. Do the sign with the child, if desired.
4. When the children guess the sign, ask them the meaning of the word. If no one guesses the sign, put it back in the bowl to be picked again.
5. Choose another child to pick a new sign from the bag and continue.

NOTE: You might want to sing the song after you do each word or couple of words.

Game continues as number of questions, time, and attention span allow.

choose a FEW questions for discussion, then choose the game and/or music activity

Meditation Version: 1 Peter 4:10-11

"Each one should use whatever gift he has received to serve others, faithfully administering God's grace in its various forms. If anyone speaks, he should do it as one speaking the very words of God. If anyone serves, he should do it with the strength God provides, so that in all things God may be praised through Jesus Christ."

Alternate Memory/Games Version: 1 Peter 4:10

"Each one should use whatever gift he has received to serve others."

Understanding the Bible Verse

1. What kind of gifts do we receive from God? Why? *Everything from just being alive to the things we have to special skills and talents that we have. He gives them to serve others.*

2. What does it mean to "faithfully administer God's grace in its various forms?" *To use all the different gifts that God has given us to love others and help them know & obey Jesus.*

How can someone who is speaking be a good steward of his words? *By saying only what God would want them to say (speaking the very words of God.) If God would not be pleased with something you want to say, then don't say it.*

3. How can someone who is serving be a good steward of what he is doing? *Don't serve to get people to think more highly of you. That's serving in your own strength, with yourself in mind. Serve with the strength of Christ. That is, serve in the same loving, selfless way as Jesus did with the purpose of loving others and helping them know and obey God—just as Jesus did.*

4. What are ways that we can serve Christ? *Anything we do, from helping our family and friends, sharing our things, spending time reading the Bible and praying so that we love God more, telling others about Jesus, etc. is serving Christ when we do it with Him in mind.*

5. What happens when we speak and serve this way? *God will be praised through Jesus Christ. Others will see the way we are and see what Jesus is like. They will want to praise Him for doing such wonderful things through us and for being such a wonderful God.*

Bible Truth Connection Question

1. What does this verse have to do with the **Bible Truth: God's People Are Good Stewards of His Gifts?**

God wants His people to use all the good gifts He has given them to serve Him by loving others and helping them know Him.

Story Connection Questions

1. What does the verse have to do with our story? *Jesus encouraged His disciples to not be greedy with their earthly things but to use them to serve others. God would take care of their earthly needs and would reward them with heavenly treasures, one day.*

Life Application Questions

1. How can God's people apply this verse to their lives? *They can ask God to use the gifts He has given them to serve others as He desires.*

2. How can we become God's people? *By turning away from our sins and trusting in Jesus as our Savior.*

ACTS Questions

1. What is something we can praise God for from this Bible Verse?

Praise God for being the Giver of Good Gifts to His people.

2. What are sins we can confess to God from this Bible Verse? *Many times we want to use the gifts God gives us to bring praise to ourselves, instead of God. We deserve God's punishment! We need a Savior!*

3. What is something we can thank God for from this Bible Verse?

We can thank God giving gifts to His people to use to bring praise to Him.

4. What is something we can ask God for from this Bible Verse?

We can ask God to work in our hearts that we would want to turn away from our sins and trust in Jesus as our own Savior. We can ask Him to fill our hearts with the Holy Spirit that He might help us to use whatever gifts He has given us to bring praise to His name.

The Gospel

1. This verse encourages God's people to speak as if speaking the very words of God. What are the best words that God has given us to speak to others? What is the gospel?

God is the good Creator and King of the world. He made people to worship Him and live by His good laws. But we are all sinners who have rebelled against Him. We all deserve death--God's just, eternal punishment for our sins. How terrible! But God has good news for us. In His great mercy, God sent His Son Jesus to earth to save sinners. Yes, Jesus, the perfect Son of God, left His home in heaven and became a man. He lived the perfect life that pleases God. (He's the only one who has ever done that!) He offered it up to God His Father as the perfect sacrifice for sins when He suffered and died on the cross. Then, on the third day, Jesus rose from the dead in victory. He had fully paid for the sins of God's people, so they wouldn't have to! Now all who turn away from their sins and trust in Jesus as their Savior will receive forgiveness of sins and eternal life with God. They will be His very own special people who will know Him and enjoy Him forever. We can be God's people, too, if we turn from our sins and trust in Jesus as our own Savior.

Game: Mr. Freezie Ball

Materials

Bible verse written up in large print so that all can see
Medium size foam or other soft surfaced ball, or tennis ball

Preparing the Game

None.

Learning the Verse

Some or all of your children may be non- or early readers. Teach the verse in sections, having them say it after you. Repeat a few times. Add clapping or other movement as they say it.

Directions

1. If desired, lead the children in a discussion of a **FEW** of the most important questions before beginning game.
2. Explain the game to them as follows:
Have the children spread out around the leader, who will be the first Mr. Freezie. Everyone says the Bible verse together. Then, Mr. Freezie throws the ball up in the air as he calls out the name of one child. That child runs to get the ball, while everyone else spreads out. When the child gets the ball, he yells "freeze" to the other children. He then rolls the ball to gently hit another child. That child tries to say the memory verse, getting the assistance of one other person if desired. If he says it correctly, he becomes the new Mr. Freezie and will be the next to toss the ball. If not, then the child who rolled the ball remains Mr. Freezie for another turn. The person who rolled the ball would then become the new Mr. Freezie and be next to toss the ball. Class says verse together each time before Mr. Freezie says the next child's name.

Game continues as time and attention span allow.

Optional TAKING IT TO OTHERS Activity: Quiz Questions

Have the children choose a few of the questions from the game to ask the parents/other children during TAKING IT TO OTHERS time. Help pre-readers by whispering the question in their ear and letting them ask it aloud to the parents/other children. Make sure you read the Bible verse aloud before you ask your questions.

Directions:

1. Write words to song in large print before class.
2. Play the song for the children, helping them follow along on the song sheet.
3. Discuss the song, using a few questions from the discussion sheet. *Don't use them all!*
4. Introduce sign language for key words of your choice from sign language sheet for your song. Use as few or as many as you think the children can learn.
5. Sing and sign the song. Sign language as well as large format lyrics and sheet music are found in the PFI Unit Songbook or online.
6. If desired, play the Song Game.

Optional TAKING IT TO OTHERS Activity: Presenting and Singing the Song

1. Sing and sign the song, encouraging the watching children/parents to join in.
2. Ask the class some of the questions listed below. The Bible Truth Connection Question is particularly good to help them understand how the song ties in with the Bible Truth.

As Each Has Received a Gift

As each as received a gift,
Use it to serve one another,
As each as received a gift,
Use it to serve one another,
As good stewards of God's varied grace,
Use it to serve one another,
As good stewards of God's varied grace,
In order that in everything ,
God may be glorified.
In order that in everything ,
God may be glorified through Jesus Christ. *repeat*
First Peter Four, ten and eleven.

Listen to it on PFI ESV Songs 12, Track 20

Song Game: Pass the Secret Sign

Materials

Sign Language signs used in song, particularly choose words with important meanings you want the children to learn, such as "grace", "redeem", etc.

Bag or bowl

Blindfold

Preparing the Game

1. Cut out signs and put in bowl.

Playing the Game

1. Practice the song and signs until the children know them well.
2. Have all the children stand in a tight circle, except one, "It," who will stand in the middle of the circle, blindfolded.
3. Have the children in the circle to put their hands behind their backs. Choose a sign from the bag and hand to a child in the circle, still keeping hands behind their backs, not looking at the sign.
4. When "It" says "Pass the Secret Sign", the children will begin to pass the sign around behind their backs.
5. When "It" says "Stop the Passing!" the child who has the sign freezes with the sign behind his back.
6. The child with the sign brings it around and looks at it. You can help the child practice the sign.
7. Then take the blindfold off of "It", watch the child with the card do the sign, then have "It" guess the name of the sign. (If desired, "It" can ask another child in the circle for help with their guess.)
8. The holder of the sign then becomes "It." Sing the song with all the signs, then repeat.

STORY REVIEW

Directions: Read and discuss Bible Truth, using a FEW of the questions. Play game. Feel free to modify the game to fit your children.

General Story Questions

1. Why was the young man so upset with his brother? *He would not share his rightful inheritance with him.*
2. Why did the young man want to go see Jesus? *He thought Jesus would tell his brother to share with him.*
3. What was the crowd like that surrounded Jesus? *It was in the thousands. People were trampling each other to get to Him.*
4. How did the young man show that he was really just thinking of himself in how he got to Jesus? *He made his way to the front; He Jesus talking to His disciples.*
5. Why didn't Jesus help the young man with his problem? *Because Jesus knew the young man's heart was filled with greed. He needed to be thinking about being rich towards God more than he needed his dead father's stuff.*
6. Why was the rich farmer's new wheat crop a problem to him? *He had no place to store his wheat b/c his storehouses were already full.*
7. How could the farmer have been a good steward with the extra wheat? *Cared the needs of others, such as a poor neighbor, the priests at the Temple.*
8. What did the farmer show that he was only thinking of himself and not of God or anyone else? *He did not thank God or think about using the wheat to help others. Instead, he made plans to build bigger storehouses and make life easier for himself.*
9. Why did God call the farmer a fool? *A fool is someone who does not think about God in his heart or in what he does. The farmer was rich with wheat and everything else, but he was about to die and had done nothing with his things to love God or love others. He had earthly riches, but would only know eternal punishment.*
10. Who did Jesus say we can look at to see that God will take care of our needs? *How He takes care of the ravens and the lilies.*
11. What does Jesus encourage His disciples to do with their lives? *Not to worry or be greedy with their earthly treasures, but be generous in using them for others.*
12. What kind of treasure will people who follow Jesus' advice get? *Heavenly treasure that can never, ever be lost or stolen or destroyed. And, a rich reward from the Lord.*

Bible Truth Connection Questions

1. What does this story have to do with our Bible Truth: **God's People Are Good Stewards of His Gifts?** *Jesus warned His disciples to use everything the Lord gave them to love others and help others know Him., and not to hold onto them greedily. God promised to always take care of their needs.*

Bible Verse Connection Question

1. What does the story have to do with our Bible Verse: **1 Peter 4:10-11**: "As each has received a gift, use it to serve one another, as good stewards of God's varied grace: whoever speaks, as one who speaks oracles of God; whoever serves, as one who serves by the strength that God supplies—in order that in everything God may be glorified through Jesus Christ.?"

Jesus encouraged His disciples to not be greedy with their earthly things but to use them to serve others. God would take care of their earthly needs and would reward them with heavenly treasures, one day.

Life Application Questions

1. What kinds of things do you find it is easy to be greedy about?
2. What is something you are or have that you could use to love others or help them know Jesus?
3. What is the best first step God calls us to take to know Jesus ourselves? *To turn away from our sins and trust in Jesus as our Savior.*

ACTS Questions

1. What is something we can praise God for being that we learned in our story?

Praise God for being the Teacher of Truth.

2. What is something we can confess as sin that we learned in our story?

Confess that many times, we are like the young man who was greedy for more earthly riches, instead of desiring the heavenly riches that come in knowing God and obeying Him.

3. What is something we can thank God for that we learned in our story?

We can thank God for giving us His Word that we might not seek after earthly riches, but seek God and His heavenly riches.

4. What is something we can ask God for that we learned in our story?

We can ask God to work in our hearts, helping us to turn away from them and trust Jesus as our own Savior. We can ask Him to fill us with the Holy Spirit and give us a desire for Him and His heavenly riches.

The Gospel

1. The young man came to Jesus to get His help in getting earthly riches from his brother. Jesus wanted this young man to have heavenly riches. What is the greatest of the heavenly riches he—or any of us—can have? What is that good news of salvation through Jesus? What is the gospel?

God is the good Creator and King of the world. He made people to worship Him and live by His good laws. But we are all sinners who have rebelled against Him. We all deserve death--God's just, eternal punishment for our sins. How terrible! But God has good news for us. In His great mercy, God sent His Son Jesus to earth to save sinners. Yes, Jesus, the perfect Son of God, left His home in heaven and became a man. He lived the perfect life that pleases God. (He's the only one who has ever done that!) He offered it up to God His Father as the perfect sacrifice for sins when He suffered and died on the cross. Then, on the third day, Jesus rose from the dead in victory. He had fully paid for the sins of God's people, so they wouldn't have to! Now all who turn away from their sins and trust in Jesus as their Savior will receive forgiveness of sins and eternal life with God. They will be His very own special people who will know Him and enjoy Him forever. We can be God's people, too, if we turn from our sins and trust in Jesus as our own Savior.

Game: Obstacle Course Quiz

Materials

Various materials, such as jump ropes, balls, inner tubes, carpet squares, boxes, tunnels made from chairs and bedspreads, etc. to make a simple obstacle course for each team.

Masking Tape

20+ Story Review Questions and other story review questions, 1+ per child

Paper/post-it notes & marker/pencil

Preparing the Game

1. Choose 20+ questions for your game from the Story Review Discussion Questions, or make up your own.
2. Set up two identical obstacle courses, one for each team, that both end up at the same wall of your room.
3. Write a question on the back of a post-it note. On the front, write a point amount, such as 5, 10, 25 points, depending upon the difficulty of the question. Place these questions on the wall at the end of the obstacle courses.
4. Use the masking tape to make starting lines.

Playing the Game

Divide the children into two teams and have them sit down in a line. Demonstrate how they are to go through the obstacle course. At the leader's command, the first person in each line goes through the obstacle course. Whoever reaches the question wall first wins 1 point for their team and gets to take down one question to give to the teacher. The teacher will ask the question to both teams, calling on the team who raises their hand first. If that team is correct in their answer, they get 2 points. If not, then the question goes to the other team. Process is repeated with next 2 children in line, etc.

Game continues until all have had a chance to run the course, or as question cards, time and attention span allow.

Non-competitive Option

Send the children through two at a time, each child choosing a question from the wall. Have the children ask their question to the whole group and work together on the answer. Have the two children come back through the obstacle course and go to the back of their own lines. Repeat with next two children.

Optional TAKING IT TO OTHERS Activity: Quiz Questions

Have the children choose a few of the questions from the game to ask the parents/other children during TAKING IT TO OTHERS time. Help pre-readers by whispering the question in their ear and letting them ask it aloud to the parents/other children.

CASE REPLAY ACTIVITIES

Use this guide to review the Case Story and act it out for others to enjoy!

CASE REPLAY, JR: YOUNGEST CHILDREN

Description: The children will act out the story together, everyone doing the same action/sound effect at the same time. This activity is most suitable for kindergarteners.

Materials

The Case RePlay, Jr. script for younger children

Preparation

1. Read through the script and write in the blanks along the side possible actions/sound effects the children could do to act it out.

Instructions

1. Tell the children that they will be re-enacting the story together as you tell it.
2. As you read the script, lead the children in actions/sound effects to do with you.
3. If desired, you can read the script and stop at certain sentences and ask them what a good action/sound effect would be to act out what you just read.
4. Repeat the re-enactment one or two times more.

CASE REPLAY, SR: OLDER CHILDREN

Description: The children act out the story as a three-scene play. You will narrate it using the Case RePlay, Sr. script and they will act it out (no spoken words, for the most part), with each child assuming a different character's role. This activity is most suitable for first grade and up. You will review the story, then practice it a few times before performing it for others.

Materials

The Case RePlay, Sr. script
White board or other large format paper
Costumes and props

Preparation

1. Prepare for the play by choosing costumes and props for each character in the story. Decorate the area with any scenery props.
2. Write the words "Beginning," "Middle," "End" on a large piece of paper/whiteboard with plenty of space under each heading. You will use this paper to help the children think about the story as a three-scene play, as it is presented in the script.

Instructions

1. Tell the children that they will get to act out the story as a three-scene play, with a beginning, middle and end section. Tell them that before they can act it out, they need to think it out. as you narrate it with your script.
2. Take the children's answers as they recount the story, helping them put key incidents in the right order.
3. If desired, when they have filled in their Beginning, Middle, End, read through your whole (real) script, so they hear exactly what you will have them act out.
4. Then tell the children that it's time to practice acting out the story.
5. Assign parts to each child. If you are using costumes, do NOT give them out at this point. They will be a distraction.
6. Have all the children sit on the floor or in chairs on one side of the "stage," then call the characters up in place as their part in the story comes.
7. As you read the script, guide the children in where you want them to move or do to act it out.
8. After going through the whole script once, give out any costumes and props and act out the script once or twice more.

Optional TAKING IT TO OTHERS Activity: Re-enacting the Story

Read the script as the children act out together (younger) or assuming different roles (older) as the other children or the parents watch.

CASE REPLAY, JR--YOUNGER KIDS (KINDERGARTEN) P.2

Welcome to our play! The name of our story is: The Case of the Treasure Seekers.

Our story takes place in New Testament times, when Jesus lived on earth.

And now we present: "The Case of the Treasure Seekers."

Scene 1:

A man had died and left his things to his two sons. The older brother did not give his younger brother the share of his father's things he felt he deserved. So, the younger brother decided to go to Jesus to get him to make his brother give him what he thought was the fair amount he deserved. When the young man came to where Jesus was, he found Jesus surrounded by a crowd of thousands of people, all trampling each other to get to Him. Everyone had something they wanted Jesus to do for them. The young man was not put off by the large crowd. He had a greedy heart and wanted his father's things. He fought his way forward past many others to get to Jesus. The young man shouted out his request to Jesus, interrupting Jesus as He was teaching His disciples.

Actions:

Scene 2:

Jesus immediately knew that the young man had a greedy heart that only was interested in earthly riches. He told the man and the rest of the crowd to be careful of wanting more and more things. He told them the story of a rich farmer who had everything he wanted and whose storehouses of grain were even full. The farmer got another good crop of wheat and had no space for the new harvest. Instead of thinking about how God might want him to use the grain to help others, the man only planned to build bigger storehouses so that he would have a richer life. The Lord spoke from heaven to the rich farmer, calling him a fool because that night he was to die, and never have a chance to use the riches he stored up. Instead he should have given it to help others.

Scene 3:

Jesus told his disciples to not worry about their needs, but to know that the Lord will take care of them, just like He takes care of the birds and the flowers. He wants them to use all the gifts God gives them to serve Him, by loving others and telling them about Jesus. In heaven, the Lord will reward them with heavenly treasures that are far better.

Bible Truth Tie-In:

The Bible Truth we are learning is: **God's People Are Good Stewards of His Gifts.** Jesus warned His disciples to use everything the Lord gave them to love others and help others know Him., and not to hold onto them greedily. God promised to always take care of their needs.

CASE REPLAY, SR--OLDER KIDS (1ST GRADE AND UP) P.3

Welcome to our play! The name of our story is: The Case of the Treasure Seekers.

Our story takes place in New Testament times, when Jesus lived on earth.

The characters in our story are: The older and younger brothers and their father; the crowd; Sick and crippled people; Blind people; People wanting to see a sign; Jesus and His disciples; the Rich Farmer; a poor widow and her children; priests; and, the rich man's relatives.

And now we present: "The Case of the Treasure Seekers."

Scene 1: (Beginning)

A man had died and left his things to his two sons. The older brother did not give his younger brother the share of his father's things he felt he deserved. So, the younger brother decided to go to Jesus to get him to make his brother give him what he thought was the fair amount he deserved. When the young man came to where Jesus was, he found Jesus surrounded by a crowd of thousands of people, all trampling each other to get to Him. Everyone had something they wanted Jesus to do for them. The young man was not put off by the large crowd. He had a greedy heart and wanted his father's things. He fought his way forward past many others to get to Jesus. The young man shouted out his request to Jesus, interrupting Jesus as He was teaching His disciples.

Scene 2: (Middle)

Jesus immediately knew that the young man had a greedy heart that only was interested in earthly riches. He told the man and the rest of the crowd to be careful of wanting more and more things. He told them the story of a rich farmer who had everything he wanted and whose storehouses of grain were even full. The farmer got another good crop of wheat and had no space for the new harvest. Instead of thinking about how God might want him to use the grain to help others, the man only planned to build bigger storehouses so that he would have a richer life. The Lord spoke from heaven to the rich farmer, calling him a fool because that night he was to die, and never have a chance to use the riches he stored up. Instead he should have given it to help others.

Scene 3: (End)

Jesus told his disciples to not worry about their needs, but to know that the Lord will take care of them, just like He takes care of the birds and the flowers. He wants them to use all the gifts God gives them to serve Him, by loving others and telling them about Jesus. In heaven, the Lord will reward them with heavenly treasures that are far better.

Bible Truth Tie-In:

The Bible Truth we are learning is: **God's People Are Good Stewards of His Gifts.** Jesus warned His disciples to use everything the Lord gave them to love others and help others know Him., and not to hold onto them greedily. God promised to always take care of their needs.

Earthly Treasure

Description

The children will make some shekels out of cardboard and paper and put them in a little drawstring bag.

Materials

Poster board or cereal boxes

Paper circles of front and back of coins

Glue sticks

Scissors

1 large, white adult sock per child (athletic socks work well)

1 shoe string (or about 2' of yarn/string) per child

Colored pencils and/or thin tips markers

Preparing the Craft

1. Cut the poster board into circles, using the pattern as a guide. You will need at least 4 circles per child.
2. Make copies of the coin fronts and backs, 1 set per cardboard coin. If working with younger children, you may want to go ahead and cut out the circles. Older children can do this themselves.
3. Cut off the tops of the socks so that you have a 5" sock remaining (use the foot portion). This will be your drawstring bag.
4. If using yarn or string, cut into 2' lengths.
5. Use the point of a scissor blade to poke even spaced holes along the top of each sock, about 1" from the top. (Too much closer and the sock will unravel)
6. Set out supplies.
7. Make a copy of the coins and bag for the children to see.

Making the Craft

1. Show the children your sample craft.
2. Have them decorate their coin fronts and backs and glue to each side of the cardboard circles.
3. Have the children decorate their sock with the markers.
4. Weave the string in and out the holes in the top of the sock.
5. Tie the ends of the string together in a knot.
6. Put the coins in the bag and draw up the string.

Optional **TAKING IT TO OTHERS** Activity: Craft Presentation

If you are presenting the craft to other children or parents the children can hold up their crafts (or your model craft) and read their Bible Truth Connection answers to explain the importance of the craft.

CASE CRAFT**Discussion Guide****Instructions:**

As the children are settled into making their craft, ask them these questions to help them understand the craft's significance. Use the answers provided to guide the children's answers.

Discussion Questions

1. What kind of treasure was the young man in the story seeking? *Earthly treasure.*

2. What kind of treasure did Jesus urge the young man and the rest of the people to seek? *Heavenly treasure.*

3. What does heavenly treasure come from and how long does it last? How do we use what we have to get it? *Earthly treasure will wear out or be stolen, but heavenly treasure is everlasting and is far, far better. Heavenly treasure comes from seeking God's kingdom. It uses what we have to help people know and love God; and, to love others by caring for their needs.*

4. What is Bible Truth that we are learning?
God's People Are Good Stewards of His Gifts.

5. What does our craft have to do with our Bible Truth: God's People Are Good Stewards of His Gifts?

Jesus encouraged the young man and the crowd to be good stewards of the good gifts that God gave them. He told them not to worry about having enough things, but to use the things God had given them to love Him and love others.

6. What can our craft help us remember?

God wants us to be generous with our money and everything else that we have, using it to help others to know God better and to care for their needs. We don't have to worry that He won't take care of us, if we share with others. Not only will He always take care of those who love Him, but He will reward them richly in heaven for their generosity to others.

TAKING IT TO OTHERS**Craft Presentation****Instructions:**

Have children hold up your model craft/their crafts. Choose five children (or you say) the five sections below to explain the craft's importance.

Presentation:

1. Our craft is: Earthly Treasure.


2. Jesus urged a young man, as well as the crowd of people come to listen to Him, to seek heavenly treasure instead of earthly treasure. Earthly treasure will wear out or be stolen, but heavenly treasure is everlasting and is far, far better. Heavenly treasure comes from seeking God's kingdom. It uses what we have to help people know and love God; and, to love others by caring for their needs.

3. Our Bible Truth is: God's People Are Good Stewards of His Gifts.


4. Jesus encouraged the young man and the crowd to be good stewards of the good gifts that God gave them. He told them not to worry about having enough things, but to use the things God had given them to love Him and love others.

5. Our craft can help us remember that Jesus encouraged the young man and the crowd to be good stewards of the good gifts that God gave them. He told them not to worry about having enough things, but to use the things God had given them to love Him and love others.

Note: Even non-readers can participate in presenting the craft, if you will whisper what they are to say in their ear and let them say it aloud for the others to hear.




Coin #1, front and back



Coin #2, front and back



Coin #3, front and back



Pattern for cardboard coin

BEFORE CLASS:**1. PICK YOUR PERSON**

VIPPs can be anyone in your church! Typically, they fall into 6 categories: Church staff, Elders, Deacons/deaconesses, Special Volunteers (people who aren't paid, but spend a lot of time helping out in particular ways), Supported Workers (aka missionaries), and Church Members.

2. GATHER YOUR FACTS

Use the VIPP Information Sheet to write down the facts about your VIPP. The information on this worksheet is used in the VIPP activities, listed in the "Choose an Activity" section below.

DURING THE ACTIVITY:**1. INTRODUCE YOUR VIPP**

Introduce your VIPP to the children, using the VIPP Information Sheet. Fill in a set of VIPP Clue Cards with the information for your VIPP. If desired, you can even have the actual person come into class for the children to meet.

Need help describing what someone does for the church in a kid-friendly way? Check out the list of common VIPPs on the Praise Factory website in the PFI resources. There are lots of kid-friendly descriptions for common VIPP's, such as pastors, elders, deacons and a lot more.

2. PRAY!

Lead the children in praying for the VIPP. Ask the children if they would like to pray for one of the VIPPs prayer requests. Even non-readers can pray for the VIPP if you whisper the prayer request in their ear, then let them say it aloud. Never force a child to pray!

3. CHOOSE AN ACTIVITY

There are two activities you can use to help the children learn about the VIPP:

VIPP Clue Cards: These are nine coloring sheets in which children fill in the nine things they learn about the VIPP from the VIPP Information Sheet. Photocopy a set of each child. Use as few or as many of these Clue Cards as you desire. They are found in the back of this book.

VIPP Game: This is a game that uses a set of Clue Cards for one or two VIPPs.

Choose a VIPP and fill in his/her information on the VIPP Information Sheet. Fill in a set of VIPP Clue Cards with the information for your VIPP. Tell the children about the VIPP, having them fill in the VIPP Clue Cards with the key facts as they learn them. Write any words the children need to write on a white-board or other piece of paper so they can see how to spell them. Help younger children write these words on their clue cards. Ideas for how to tell the children about many common VIPPs are listed at praisefactory.org with the resources for this Bible Truth.

Optional TAKING IT TO OTHERS Activity: Introduce and Pray for the VIPP

If you are presenting the VIPP to other children or parents you can assign children to hold up the 10 clue cards and say what each card tells about the VIPP. (Or, you can have the children hold them up as you tell what each one means.) Then lead the children in praying for the VIPP.

Game: Hot and Cold Hide

Materials

Information Sheet for one VIPP
2 Set of Clue Cards
8 8.5" x 11" Manilla Envelopes
Blindfold

Preparing the Game

1. Fill in one set of clue sheets for the VIPP you are using.
2. Tape the other (blank) set of Clue Cards to the outside of the manilla envelopes.
3. Put the filled-in clue cards in the corresponding envelope.

Playing the Game

Reveal: Tell the children about the VIPP, showing them your filled-in clue cards as you tell about them.

Review: Choose one child to be "The Finder" and cover his eyes with the blindfold. Choose one of the Clue Card envelopes. Choose another child to be "The Hider". This child will hide the envelope somewhere in the room. When the clue is hidden, the Finder takes off his blindfold and begins to look for the envelope. The other children say "hot, cold, etc" as the child gets closer or further from the envelope to help the child find it. When the folder is found, the teacher (or the child) tells the Clue Card category. The other children try to remember what the VIPP's answer was. Open it up and see if they got it right. If they did, the Clue Card is retired. If not, it can be added back into the Clue Cards to be hidden.

VIPP INFORMATION SHEET

VIPP NAME:

WHAT VIPP LOOKS LIKE

Man or Woman? _____

Hair color? _____

Eye color? _____

FAVORITE ANIMAL

FAVORITE FOOD

FAVORITE FREE TIME ACTIVITY

WHAT VIPP DOES DURING WEEK

VIPP GROUP OF SERVICE:

Church Member

Deacon

Elder

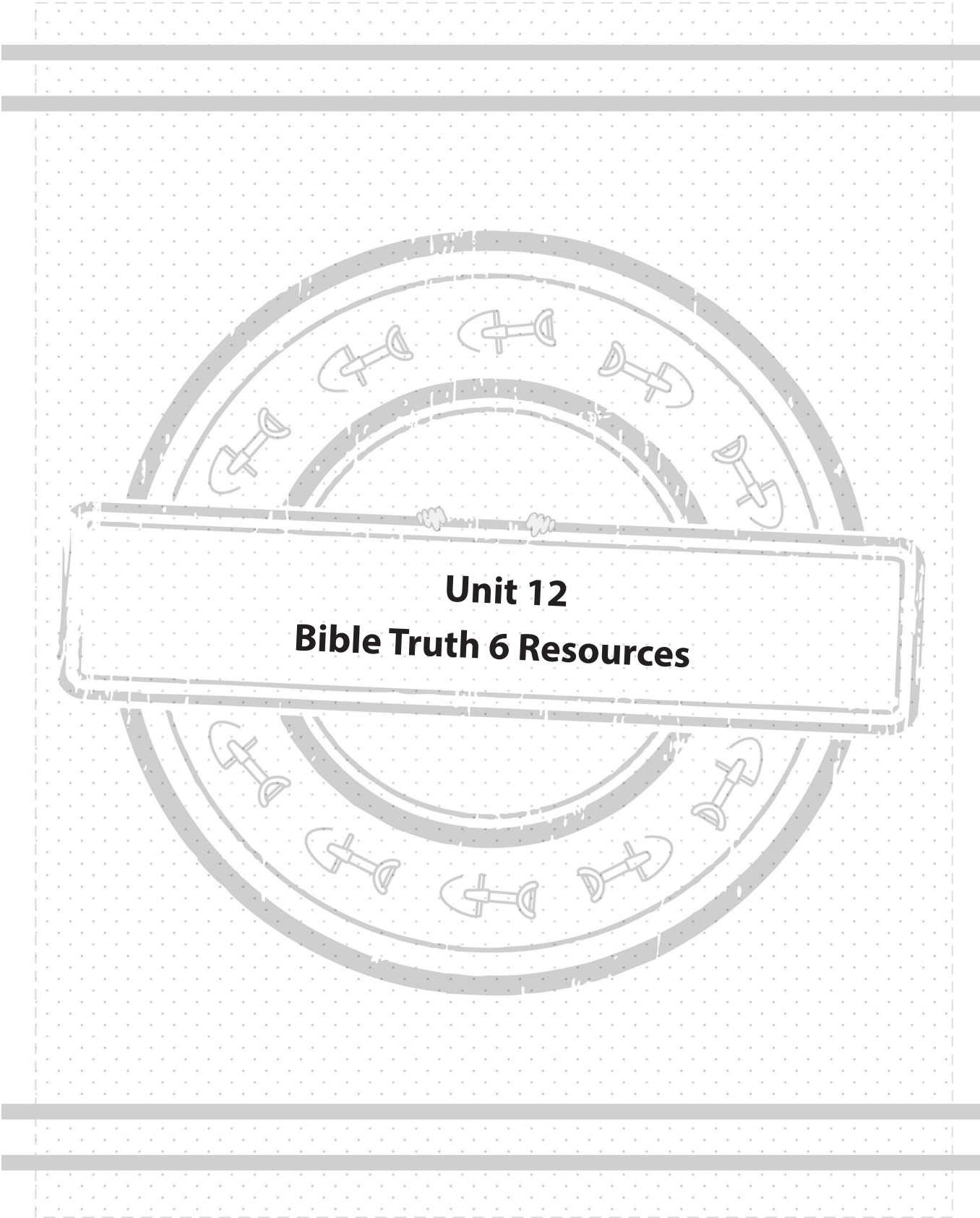
Church Staff

Special Volunteer

Supported Worker
(Missionary)

3 WAYS VIPP SERVES CHURCH

3 WAYS TO PRAY FOR THE VIPP



Unit 12
Bible Truth 6 Resources

BIBLE TRUTH 6 OVERVIEW

Unit 12: God's People Live for Him

Big Question and Answer: "How Should God's People Live Each Day? They Should Live Like Jesus!"

Bible Verse: "Therefore be imitators of God, as beloved children. And walk in love, as Christ loved us and gave himself up for us, a fragrant offering and sacrifice to God." Ephesians 5:1-2

Bible Truth 6 Concept: God's People Obey Him

Ever since Adam and Eve rebelled in the beginning, all people have chosen to disobey God and His good ways. This disobedience shows in our hearts. Many times, we think we know better than God. We tend to think about ourselves and what we want, most of all. This disobedience also shows up in our lives. We love to get our own way. We choose to say and do things that please us, even if they don't please God. Even if they hurt others.

But God's people seek to be different. They understand that they are sinners and deserve God's punishment. They confess their sins to God and desire to turn away from disobeying Him. (That's what it means to repent of our sins.) They trust in Jesus as their Savior. They want to start a new life of living to please God by obeying Him. God gives them faith in Him and forgives their sins. He gives them a new heart filled with the Holy Spirit. The Holy Spirit helps them to love God and please Him. He helps them want to obey God in their heart. He helps them to love God and live to please Him with their lives.

The Bible tells us this is how we can know if we love God: if we are not just trusting in Jesus as our Savior, but are also seeking to obey Him as our Lord.

Bible Truth 6 Bible Verse

Meditation Version: John 14:23-24

"Jesus answered him, "If anyone loves me, he will keep my word, and my Father will love him, and we will come to him and make our home with him. Whoever does not love me does not keep my words."

Alternate Memory/Games Version: John 14:23,24

"If anyone loves me, he will keep my word...Whoever does not love me does not keep my words."

Bible Truth 6 ACTS Prayer

- A** God, we praise You for being Perfectly Good and a Joy to Obey.
- C** God, we confess that many times we do not obey You as we should or as You deserve us to, as our King and God. Too many times we choose to do what we want to do instead of obeying You. We need a Savior to save us from our sins!
- T** Thank You, God for all showing how great is Your love for sinful people by sending Jesus to be the Savior of all those who would ever turn from their sins and trust in Him as their own Savior. Thank You for sending Your Holy Spirit to help us obey You.
- S** God, work in our hearts that we might turn away from our sinful disobedience and turn to You and Your good ways. Help us trust in Jesus as our own Savior. Fill us with Your Holy Spirit and help us obey You.

Bible Truth 6 Stories

Lesson 1: The Case of the Wise Man's Writings (Old Testament)

Deuteronomy 17; 1 Kings 1-12; 2 Chronicles 1-10

Lesson 2: The Case of the Porcupine Roach (Story of the Saints)

Lesson 3: The Case of the Lazy Listeners (New Testament)

Matthew 4-7

1. GETTING STARTED: Welcome and Opening Songs (*introduce unit and get kids moving with these songs*)

Welcome	<p>“Welcome to Praise Factory. We’re so glad you’ve joined us! Here at the PFI we are investigators. (That’s what the “I” stands for!) Investigators look for answers to questions. In PFI, we look for answers to big questions about God. We dig deep down in the truths of God’s Word to find them.”</p>
Praise Factory Theme Song	<p>“Let’s sing our Praise Factory Investigator’s theme song.”</p> <p>PFI: Praise Factory Investigators <i>PFI ESV Songs 12, Track 1</i></p> <p>We’re PFI: Praise Factory Investigators, Diggin’ deep down for truths in God’s Word, That’s PFI: Praise Factory Investigators, Diggin’ deep down for truths in God’s Word, We’re looking for answers to very big questions, Big questions about God, If you’re looking for answers to very big questions ‘bout God, come along, Join PFI: Praise Factory Investigators, Diggin’ deep down for truths in God’s Word, That’s PFI: Praise Factory Investigators, Diggin’ deep down for truths in God’s Word. Deep down, diggin’ down, Let’s go diggin’ down, Deep down, diggin’ down, ‘Til answers to all our Big Questions we’ve found. We’re PFI: Praise Factory Investigators, Diggin’ deep down for truths in God’s Word, That’s PFI: Praise Factory Investigators, Diggin’ deep down for truths in God’s Word.</p>
Classroom Rules Song	<p>An important part of Praise Factory is helping us worship God and love one another. Our WoGoLOA song reminds us how we should act. Let’s sing it.”</p> <p>WoGoLOA Rules Song <i>PFI ESV Songs 12, Track 2</i></p> <p>Refrain: WoGoLOA means “Worship God and love one another,” WoGoLOA means “Worship God and love one another.”</p> <p>WoGo means “Worship God.” Sound off, 1,2,3, Joyfully take part, Listen to others, Obey your teachers. (<i>Refrain</i>)</p> <p>LOA means “Love One Another.” Sound off, 1,2,3, Be kind, Be encouraging, Help others, help others. (<i>Refrain twice</i>)</p>

1. GETTING STARTED, continued

<p>Opening Prayer</p>	<p>"Let's ask God to help us obey these rules, and to help us worship Him and love one another as we learn more about Him today. Let's pray." <i>Pray.</i></p>
<p>Big Question Under Investigation:</p> <p>Big Question 12 and Songs</p>	<p>"Now it's time to turn today's Big Question Under Investigation.</p> <p>It's: How Should God's People Live?</p> <p>We become God's people when we turn away from our sins and trust in Jesus as our Savior. That is the end of the punishment for our sins that we deserved from God, but it's the beginning of a whole new way to live. God's people want to honor God with their whole lives like Jesus did. They seek to love God most of all and love all people, too.</p> <p>So the answer to our Big Question, 'How Should God's People Live? is: They Should Live Like Jesus!</p> <p>"Let's sing our Big Question Song(s): <i>choose one or both</i></p> <p>Big Q & A 12 Song <i>PFI ESV Songs 12, Track 3</i> <i>(adapted version of "Twinkle, Twinkle, Little Star")</i> How should God's people live each day? They should live like Jesus! How should God's people live each day? How should God's people live each day? How should God's people live each day? They should live like Jesus!</p> <p>How Should God's People Live? <i>PFI ESV Songs 12, Track 4</i></p> <p><i>Refrain:</i> How should God's people live? How should God's people live? How should God's people live? They should live like Jesus!</p> <p>Verse 1: Jesus loved God most of all, He loved all people, too, In all that He did and said and thought, He loved them thru and thru. <i>(Refrain)</i></p> <p>Verse 2: God's people should love God most of all, They should love others, too, And God the Holy Spirit, Will help them in all they do. <i>(Refrain)</i></p>

1. GETTING STARTED, continued**Unit 12
Bible Verse**

"How do I know this is true? The Bible tells me so!

Ephesians 5:1-2 tells us: "Therefore be imitators of God, as beloved children. And walk in love, as Christ loved us and gave himself up for us, a fragrant offering and sacrifice to God."

**Big Question 12 Bible Verse Song
Walk in Love: Ephesians 5:1-2**

PFI ESV Songs 12, Track 5

*You might also enjoy
listening to:
Let Everyone Who
Names the Name
2 Timothy 2:19,22, ESV
PFI ESV Songs 12, Track 6*

Therefore be imitators of God, as beloved children,
And walk in love, as Christ love us,
Therefore be imitators of God, as beloved children,
And walk in love, as Christ love us,
Walk, walk, walk in love, walk in love as Christ loved us,
Walk, walk, walk in love, walk in love as Christ loved us.
Ephesians Five, one and two.

God's people have been loved by God through Jesus Christ in the deepest way imaginable. What more could He have done than to offer up His life as the full payment for their sins so they could be God's people. The Bible tells us that He did this even while we were still His enemies. He loved us before we loved Him! But Jesus did this not just because of His love for God's people, but even more so, for His love for God, His Father. He always delighted to do whatever His Father wanted Him to do. God calls His people to live like Jesus, loving others and loving Him, in everything they do. God promises to help them to live this way.

2. DIGGING DEEP DOWN: Key Concept and Story (introduce the Bible Truth and tell the related story)**Bible Truth 6**

"It's time for us to dig down deeper for answers to our Big Question. We're learning **FOURTEEN** Bible Truths that all tell us something about how God's people live. We have learned some already. Can you remember any of them? (God's People Grow to Be More Like Jesus; God's People Love Him with All of Themselves; God's People Love Others; God's People Trust Him; and, God's People Are Good Stewards of His Gifts.)

The Bible Truth we are going to be thinking about today is:

God's People Obey Him.

Ever since Adam and Eve rebelled in the beginning, all people have chosen to disobey God and His good ways. This disobedience shows in our hearts. Many times, we think we know better than God. We tend to think about ourselves and what we want, most of all. This disobedience also shows up in our lives. We love to get our own way. We choose to say and do things that please us, even if they don't please God. Even if they hurt others.

But God's people seek to be different. They understand that they are sinners and deserve God's punishment. They confess their sins to God and desire to turn away from disobeying Him. (That's what it means to repent of our sins.) They trust in Jesus as their Savior. They want to start a new life of living to please God by obeying Him. God gives them faith in Him and forgives their sins. He gives them a new heart filled with the Holy Spirit. The Holy Spirit helps them to love God and please Him. He helps them want to obey God in their heart. He helps them to love God and live to please Him with their lives.

The Bible tells us this is how we can know if we love God: if we are not just trusting in Jesus as our Savior, but are also seeking to obey Him as our Lord.

2. DIGGING DEEP DOWN, continued**Bible Truth 6
Hymn**

"Long ago, a woman named Frances Havergal was thinking about this Bible truth, too. She wrote the words to a hymn called "Take My Life and Let It Be." We're going to learn a verse from it.

Take My Life and Let It Be*PFI ESV Songs 12, Track 22***Verse 4**

Take my will and make it Thine,
It shall be no longer mine;
Take my heart, it is Thine own,
It shall be Thy royal throne,
It shall be Thy royal throne.

Obedience to God means choosing to have our wills and our hearts be guided by God's good ways instead of following our own sinful ways. This is not something we can do in our own strength. We have to turn from our sins and trust in Jesus as our Savior. We must ask Him to take our wills and our hearts and make them want to joyfully obey His good ways. God delights to answer prayers like these! He promises to answer them!

**Bible Truth 6
Bible Verse
and Song**

"The Bible verse we are going to be digging down into for this Bible Truth is:

John 14:23-24

"Jesus answered him, "If anyone loves me, he will keep my word, and my Father will love him, and we will come to him and make our home with him. Whoever does not love me does not keep my words."

In these verses, Jesus teaches that love for God is more than just a good feeling in our hearts or saying that we love Him. True love for God shows itself by obeying Him. This is the kind of person who gets to know the wonderful fellowship of God through His Holy Spirit living in their heart.

We've said our Bible verse, now let's sing it!

If Anyone Loves Me*PFI ESV Songs 12, Track 23*

If anyone loves me, he will keep my word,
If anyone loves me, he will keep my word,
And my Father will love him, and we'll come to him,
And make our home with him.
If anyone loves me, he will keep my word,
If anyone loves me, he will keep my word,
And my Father will love him, and we'll come to him,
And make our home with him.
John Fourteen, twenty-three.

*You might also
enjoy listening to:
Jesus Answered:
John 14:23-24, ESV
PFI ESV Songs 12,
Track 24*

2. DIGGING DEEP DOWN, continued**LESSON 1 STORY****Old Testament
Story:****The Case of the
Wise Man's
Writings**

*Deuteronomy 17;
1 Kings 1-12;
2 Chronicles 1-10*

"Now it's time for today's story called: **The Case of the Wise Man's Writings.**

As you listen to the story, see if you can figure out:

- 1. Who was the wise man? Why did he want to be wise? How did he become wise?**
- 2. Where are his wise words written down? Who did his wise words not help? Why?**
(If desired, write these questions on a sheet of paper to refer to when the story is finished.)

Read story.

After reading story, ask for the children's answers to the questions.

- 1. Who was the wise man? Why did he want to be wise? How did he become wise?**
Solomon. He wanted to be wise to be a good king. The LORD gave him great wisdom when he asked Him for it.
- 2. Where are his wise words written down? Who did his wise words not help? Why?**
In the Bible. His wise words didn't help him because he did not obey them or the LORD's others words to him and turned away to do what he wanted to do.

Close in prayer. (prayer suggestions included at end of story)

LESSON 2 STORY**Story of the Saints:****The Case of the
Porcupine Roach**

"Now it's time for today's story called: **The Case of the Porcupine Roach.**

As you listen to the story, see if you can figure out:

- 1. What was a porcupine roach? Who had one? What did it mean when it was picked up?**
- 2. Who chose to put down his porcupine roach when he wanted to pick it up? What happened? Why did he choose to put it down instead?**
(If desired, write these questions on a sheet of paper to refer to when the story is finished.)

Read story.

After reading story, ask for the children's answers to the questions.

- 1. What was a porcupine roach? Who had one? What did it mean when he picked it up?** A porcupine roach was a special headdress made of porcupine quills that the Cree Indians. When it was picked up and put on, it meant they were going to battle to kill an enemy.
- 2. Who chose to put down his porcupine roach when he wanted to pick it up? What happened? Why did he choose to put it down instead?** Maskipaton chose to put his down. A soldier came and cruelly killed his father, the chief, and many others in his village for no reason. He put it down and chose to forgive, because he had become a Christian. He wanted to obey God, even more than he wanted to get revenge.

Close in prayer. (prayer suggestions included at end of story)

2. DIGGING DEEP DOWN, continued

LESSON 3	
<p>New Testament Story:</p> <p>The Case of the Lazy Listeners <i>Matthew 4-7</i></p>	<p>"Now it's time for today's story called: The Case of the Lazy Listeners.</p> <p>As you listen to the story, see if you can figure out:</p> <ol style="list-style-type: none"> 1. Who were the lazy listeners? Who were they listening to? How were they lazy? 2. What did they need to do if they were to truly follow God? <p><i>(If desired, write these questions on a sheet of paper to refer to when the story is finished.)</i></p> <p><i>Read story.</i></p> <p><i>After reading story, ask for the children's answers to the questions.</i></p> <ol style="list-style-type: none"> 1. Who were the lazy listeners? Who were they listening to? How were they lazy? Some of people in the crowds who followed Jesus. They were listening to Jesus. They liked to hear what He had to say, but did not necessarily obey God's Word. 2. What did they need to do if they were to truly follow God? They needed to remember God's Word and obey it, not just listen to it and forget it. <p><i>Close in prayer. (prayer suggestions included at end of story)</i></p>

3. TAKING ACTION: Response Activities *(choose from among these activities)*

Response Activities	<ul style="list-style-type: none"> • ACTS Prayer Activity: Add your own prayer requests to the ACTS prayer • Sneaky Snack: Story-related snack • Bible Truth Review Activity: Game with questions related to the Bible Truth • Bible Truth Hymn: Music activities to learn a portion of a Bible Truth-related hymn • Bible Verse Review Activity: Game with questions related to Bible Truth Bible verse • Bible Verse Song: Music activities to learn the Bible Verse song • Story Review Activity: Game with questions related to the Bible Truth and Case • Case RePlay, Jr. and Sr.: Two drama activities that review the story: one for younger children, one for older children. • Craft: Story-related craft • VIPP (Very Important Prayer Person): Game and a coloring activity to help children learn about people in your church and how to pray for them. <p><i>(VIP resources: found online or at back of this book)</i></p>
----------------------------	--

4. TAKING IT TO OTHERS *Optional presentations for the last few minutes of class*

Presenting to Other Children	<p><i>If you split the children into different response activities, you can gather the children together again and have each small group make presentations to show the other children what they learned. Presentation ideas are included in the resources for each activity.</i></p>
Presenting to Parents	<p><i>If you keep your children together for response activities, you can have them make a presentation of something they have learned to their parents when they come to pick them up from class. Presentation ideas are included in the resources for each activity.</i></p>

5. TAKING IT HOME *(Take Home Sheet)*

PFI Pronto	<p><i>Give out the PFI Pronto for the case story as well as any other materials as the children are dismissed.</i></p>
-------------------	--

BIBLE TRUTH 6, LESSON 1: PLANNER/OVERVIEW

GETTING STARTED: Welcome and Opening Songs (*introduce unit and get kids moving with these songs*)

Welcome to Praise Factory: PFI: Praise Factory Investigators Theme Song *PFI ESV Songs 12, Track 1*

Rules to Help Us Worship God and Love One Another: WoGoLOA Classroom Rules Song
PFI ESV Songs 12, Track 2

Big Question Under Investigation: Big Question 12 Songs *PFI ESV Songs 12, Tracks 3,4*

Big Question Bible Verse: Ephesians 5:1-2 Song: *PFI ESV Songs 12, Track 5*
Extra Bible Verse Song: Let Everyone Who Names the Name: 2 Timothy 2:19,22, ESV PFI ESV Songs 12, Track 6

DIGGING DEEP DOWN: Key Concept and Story (*introduce the Bible Truth and tell the related story*)

Bible Truth 6: God's People Obey Him

Bible Truth Hymn: Take My Life and Let It Be, v.4 *PFI ESV Songs 12, Track 22*

Bible Verse: John 14:23-24

Bible Verse Song: If Anyone Loves Me *PFI ESV Songs 12, Track 23*
Extra Bible Verse: Jesus Answered: John 14:23-24, ESV PFI ESV Songs 12, Track 24

Lesson 1 Old Testament: The Case of the Wise Man's Writings *Deuteronomy 17; 1 Kings 1-12; 2 Chronicles 1-10*

TAKING ACTION: Response Activities (*choose from among these activities*)

Snack and Discussion Planner: Rolled Up Scroll

ACTS Prayer: Prayer Sheet

Bible Truth Review: Discussion Questions and Game: Menagerie

Bible Truth Hymn: Take My Life and Let it Be, v.4 *PFI ESV Songs 12, Track 22*
Song, Sign Language and Song Game: Mimic Me! **PFI ESV SONGS 12 BOOK or ONLINE**

Bible Verse Review: John 14:23-24 Discussion Sheet and Game: Rush to the Store

Bible Verse Song: If Anyone Loves Me John 14:23 *PFI ESV Songs 12, Track 23*
Song, Sign Language and Song Game: Word Take Away **PFI ESV SONGS 12 BOOK or ONLINE**

Story Review: Discussion Questions and Game: String Along

Case Replay, Jr: Drama Activity for Youngest Children (children do same story actions together)

Case Replay, Sr: Drama Activity for Most Children (children re-tell story with individual parts)

Craft: The Scroll of God's Law

VIPP (Very Important Prayer Person) Prayer Time: Coloring Sheets (back of book) & Game: Ball Roll Review

TAKING IT HOME: Take Home Sheet for Review and Family Devotions

PFI Pronto: Bible Truth 6, Lesson 1 **PFI ESV PRONTOS 12 BOOK or ONLINE**

The Case of the Wise Man's Writings *Deuteronomy 17; 1 Kings 1-12; 2 Chronicles 1-10* by Connie Dever**Our story is called:****The Case of the Wise Man's Writings.****As you listen to the story, see if you can figure out:**

1. Who was the wise man? Why did he want to be wise? How did he become wise?
2. Where are his wise words written down? Who did his wise words not help? Why?

This story takes place in Old Testament times, when Moses led the Israelites, about 1400 years before Jesus lived on earth.

On the high, grassy plain of Moab, a crowd of thousands and thousands of people gathered before Moses. Once a young man, Moses was now 120 years old! Soon he would die. He gathered the Israelites together to speak to them altogether, one last time.

"For forty years you have wandered in the wilderness, now it is time to enter the Promised Land the LORD is giving you and your families, It's only on the other side of these mountains," Moses told them, pointing to the slopes of the Avarim mountains behind him. "I won't be going with you. Joshua will be your new leader. It's time for me to die. But before we part, there are some things I must tell you. Listen carefully so that it will go well for you in the Promised Land," he told them.

Picking up a huge scroll, Moses began to read to them all the laws that the LORD had given him to write down. "Love the Lord your God with all your heart, mind, soul and strength.... Remember all His good laws and obey them. Teach them to your children so that they will obey them, too," he urged them.

"One day you will want to have a king like all the other nations," Moses told them. "The LORD wants you to remember to make sure that you have your kings write down their own copies of all the words on this scroll and read them every day, so that they will always know how to obey Him. And make sure that they don't buy lots of horses or have lots of wives. Make sure they don't save up a lot of gold and silver. For if they do these things, they will forget the LORD and His words and lead you astray to worship idols. The king who obeys the LORD will be a good king for you and the LORD will have his family rule for a long time over you. The king who doesn't, the LORD will take the throne away from

him," Moses told them. "The LORD has given all these good laws to you and your kings. But remember: it's not enough just to know them. You need to obey them so that things will go well for you," Moses reminded them.

The people listened to all the words that Moses spoke and said, "We promise to keep the LORD's good laws. We promise to teach them to our children. We promise to have our kings obey them, too."

Years passed. And just as the LORD said, the people of Israel did ask for a king. First came Saul, then David, then Solomon. Did any of these men copy down the Word of the LORD on a scroll for themselves to know and obey? We don't know for sure. The Bible doesn't tell us. But of those three, first kings, perhaps David did, because he loved the LORD so much. And perhaps Solomon did, because he desired to rule his people well and obey the LORD, as David did.

Solomon had asked the LORD for wisdom and the LORD made him the wisest man who has ever lived. The LORD showed him that the wisest thing he or anyone else could do was not to just to KNOW God's wisdom, but to obey it. He must fear (obey and honor) the LORD so that he would be a good king and life would go well for the people. I suppose more than anyone else since Adam and Eve, Solomon knew what to do to obey God. God had given him wisdom to know. As a young king, he tried hard to do everything the law commanded him to do: from writing down the words of the Law, to keeping all the special celebrations and making all the right offerings to the LORD at the Temple.

It didn't take long for the word to spread about the wisdom of Solomon. Kings from other parts of the world soon ordered their wise men: "Go to Solomon

Story-telling Tips**Ahead of time:**

1. Read the Bible verses and story. Pray!
2. Create story cue cards on index cards (or highlight text).
3. Practice telling story dramatically, timing your presentation. Shorten, if necessary to fit your allotted time.
4. Decorate area with story props that help bring your story alive.

During your presentation:

1. Maintain as much eye contact as possible as you tell the story. Point to/use props at important points in the story. Include the kids in your story with a few questions about what they think will happen or words/concepts that might be new to them.
2. Watch the kids for signs that their attention span has been reached. Shorten, if necessary.

and listen to his wisdom and write down his words, so that my people and I can learn how to live wisely.”

The Queen of Sheba wasn't satisfied with sending her wise men to hear Solomon. She traveled the difficult, thousands of miles to Jerusalem to hear him, herself. And she, like everyone who came to Solomon's throne room and listened to him was amazed at His wise words and honored him with rich gifts of wonderful things like gold, silver, horses, and even princesses as wives. Truly he did know what do to live right and obey God.

But it's one thing to be wise and another thing to obey, As Solomon became more and more famous and received more and more presents, he began to stop obeying the LORD's laws and stop listening to the wisdom the LORD had given him. When offered great riches, Solomon should have protected his heart and not kept them for himself. But he kept it and became one of the richest men in the world. When offered beautiful, strong horses, he should have protected his heart and not kept them for himself. But he kept them, until he had 12,000 of them! He even had 1400 chariots to go with them. And when the beautiful princesses were offered to him, he should have not accepted them. But instead, he took them as wives. Seven hundred of them, plus another three hundred who weren't princesses. Solomon had been given the wisdom to know how God wanted him to live, but he didn't choose to obey what he knew. Like us, Solomon was a sinner with a sinful heart. He chose to do what pleased himself, instead of God.

I am sad to say that everything turned out as the LORD's wise words, given through Moses years earlier, had warned. As Solomon grew old, he turned away from worshiping the LORD and worshiped the false gods of his wives. He bowed before Ashtoreth the goddess of the Sidonians with his Sidonian wives. With his Ammonite wives, he offered sacrifices before the terrible Molech. And on a hill east of Jerusalem--the very city where he had built the LORD's Temple--Solomon built an altar to worship Chemosh with his Moabite wives. And these were only some of the gods that Solomon worshiped with his wives.

Long ago the LORD had warned through Moses: "The king who obeys the LORD will be a good king for you

and the LORD will have his family rule for a long time over you. The king who doesn't, the LORD will take the throne away from him," Moses told them. "The LORD has given all these good laws to you and your kings. But remember: it's not enough just to know them. You need to obey them so that things will go well for you," he promised. What would happen to Solomon now that he had disobeyed the LORD and forgotten His good laws?

"Since this is you haven't kept my covenant and my good laws, I will take the kingdom from you and give it to one of your servants when your son takes your place as king," the LORD promised.

And that is just what happened. Jeroboam, son of Nebat, one of Solomon's high officials, rose up against him and in the end took away almost all of Israel away from Solomon's son.

Oh, how sad it was to be for Solomon, his son, and the people of Israel, as a result of Solomon's disobedience!

Cracking the Case:

It's time to answer our Case Questions.

1. Who was the wise man? Why did he want to be wise? How did he become wise? Solomon. He wanted to be wise to be a good king. The LORD gave him great wisdom when he asked Him for it.

2. Where are his wise words written down? Who did his wise words not help? Why? In the Bible. His wise words didn't help him because he did not obey them or the LORD's others words to him and turned away to do what he wanted to do.

Something for You and Me

Our Bible Truth is: God's People Obey Him

Our Bible Verse is: John 14:23-24

"Jesus answered him, "If anyone loves me, he will keep my word, and my Father will love him, and we will come to him and make our home with him. Whoever does not love me does not keep my words."

What a sad ending for the wisest man in the world! If there were any person who knew how to please and obey God, it was Solomon! Yet even Solomon disobeyed the LORD!

How can that be? Is it really not enough to know how to wisely obey the LORD? No, it isn't. It doesn't matter how wise or smart any of us are, we all have sinful hearts

that stray away from God's good ways. It wasn't what Solomon knew, it was what was in Solomon's heart that was the problem. He was a lover of himself, not of God, in his heart of hearts.

What about you and me? If a wise man like Solomon turned away from the LORD's wise ways, what hope is there for us? Aren't we lovers of ourselves, too? Yes, we are all sinners, just like Solomon, but the LORD is a God full of mercy! There is wonderful hope for every one of us.

The LORD still kept a promise He made to David and Solomon: that through their family a Savior would come. Yes, through that family, the LORD sent Someone even greater than Solomon to rescue us—the Lord Jesus Christ. Jesus was even wiser than Solomon (for He is God and knows everything there is to know). He knew exactly how to please God. And even more important for us, Jesus was more obedient than Solomon. He was God's Son. And though He was tempted in every way to sin like Solomon and like us, He always obeyed God's laws perfectly.

He offered up His perfect life as the perfect payment for the sins of all confess their sins, who turn away from them and trust in Him for forgiveness. And that is only part of the wonderful news: to all who come to Him in faith, He promises to give them new hearts, filled with His Holy Spirit who will help them love Him more and more and obey Him more and more. He will give to them strength to help them obey Him.

Let's praise this God for being so merciful for offering forgiveness our disobedience through Jesus and power to love and obey Him through His Holy Spirit. Let's ask Him to help us to turn from our sins and trust in Him as our own Savior. Let's ask Him to fill our hearts with the Holy Spirit that we would not just know what is wise, but have the strength to obey.

Close in prayer.

Closing ACTS Prayer

A God, we praise You for being the Giver and Revealer of Your Good Laws. You tell us how to obey You. You tell us the right way to live.

C God, we confess that like Solomon, we are all sinners who too many times turn away from You and Your good laws to do what we want. We all need a Savior!

T God, we thank You that You offer us forgiveness for all our sins when we turn away from our sins and trust in Jesus as our own Savior.

S God, work in our hearts! Help us to turn away from our sins and trust Jesus as our own Savior. Fill us with Your Holy Spirit that we would obey You more and more.

Special Words

Sidonians, Moabites, Ammonites: The people who lived in the countries of Sidon, Moab and Ammon.

Ashtoreth, Molech, Chemosh: Names of gods that the peoples in the countries around Israel worshiped.

ACTS PRAYER ACTIVITY

Use this sheet to write down your ACTS Prayer

Instructions:

Use this sheet to help the children apply the Bible Truth into a prayer. You can use the ACTS provided or even better, have the kids think of their own applications. Also have the children add their personal requests to the prayer, too. Lead the children in the prayer or let them pray sections, with your help. Never force a child to pray! Non-readers can participate by you whispering a section of the prayer into their ear and allowing them to pray it aloud for the group.

ADORATION:

God, we praise You for being Perfectly Good and a Joy to Obey.

God, we praise You for being.....

Add your own Adorations:

CONFESSION:

God, we confess that many times we do not obey You as we should or as You deserve us to, as our King and God. Too many times we choose to do what we want to do instead of obeying You. We need a Savior to save us from our sins!

God, we have sinned against You....

Add your own Confessions:

THANKSGIVING:

Thank You, God for all showing how great is Your love for sinful people by sending Jesus to be the Savior of all those who would ever turn from their sins and trust in Him as their own Savior. Thank You for sending Your Holy Spirit to help us obey You.

God, we thank You for...

Add your own Thanksgivings:

SUPPLICATION:

God, work in our hearts that we might turn away from our sinful disobedience and turn to You and Your good ways. Help us trust in Jesus as our own Savior. Fill us with Your Holy Spirit and help us obey You.

God, we need Your help...

Add your own Supplication:

SNEAKY SNACK

Can you figure out how this snack ties in with our case?

Snack: Rolled Up Scroll

Peanut Butter and jelly rolled up “scrolls”. Cut crusts from white bread, flatten slightly. Spread thin layer of peanut butter and jelly on bread. Place two pretzel sticks, one on top of another in center of bread so that the ends stick out over the end of bread about one inch.. Roll up the bread.

Allergy Substitute: Use just jelly or butter for children with peanut allergies

This is only a suggestion. Feel free to modify. Be mindful of allergy issues among your children!

Case Tie-in: Moses warned the people to make sure their kings wrote up their own copy of God’s Word on scrolls so that they would know and be careful to obey all of God’s laws. He wanted them to know God’s blessing on them and on the people of Israel.

SOUL FOOD

Food for thought during snack time

1. What does the snack have to do with the story?

Choose a few questions from the other activity discussion sheets to talk about during this snack time.

2.

3.

4.

5.

6.

7.

Directions: Read and discuss Bible Truth, using a FEW of the questions. Play game. Feel free to modify the game to fit your children.

God's People Obey Him

Ever since Adam and Eve rebelled in the beginning, all people have chosen to disobey God and His good ways. This disobedience shows in our hearts. Many times, we think we know better than God. We tend to think about ourselves and what we want, most of all. This disobedience also shows up in our lives. We love to get our own way. We choose to say and do things that please us, even if they don't please God. Even if they hurt others.

But God's people seek to be different. They understand that they are sinners and deserve God's punishment. They confess their sins to God and desire to turn away from disobeying Him. (That's what it means to repent of our sins.) They trust in Jesus as their Savior. They want to start a new life of living to please God by obeying Him. God gives them faith in Him and forgives their sins. He gives them a new heart filled with the Holy Spirit. The Holy Spirit helps them to love God and please Him. He helps them want to obey God in their heart. He helps them to love God and live to please Him with their lives.

The Bible tells us this is how we can know if we love God: if we are not just trusting in Jesus as our Savior, but are also seeking to obey Him as our Lord.

Understanding the Bible Truth

1. When did people start to disobey God? *From the very beginning, with Adam and Eve.*
2. Who has chosen to disobey God from the time of Adam and Eve? *All people.*
3. How does our disobedience to God show in our hearts? *Many times we think we know better than God. We tend to think about ourselves and what we want, most of all.*
4. How does our disobedience to God show in our lives? *We love to get our own way. We choose to say and do things that please us, even if they don't please God. Even if they hurt others.*
5. How are God's people different? *They are sinners, but they want to love and please God. They have been given new hearts filled with the Holy Spirit. He changes their hearts and helps them to love and please God. He helps them obey God.*
6. Do God's people obey God perfectly? Why or why not? *No. They are still sinners with sinful hearts.*
7. Who gives God's people the strength to obey God? Able to obey Him while others cannot? *The Holy Spirit living in their hearts.*
8. How does the Bible say we can know if we love God? *If we are trusting in Jesus as our Savior and obeying Him as our Lord.*
9. How can God help us to obey Him? *When we turn from our sins and trust in Jesus as our Savior. He will fill our hearts with the Holy Spirit and help us obey God more and more.*

Bible Verse Connection Question

1. What does our Bible Truth have to do with our **Bible Verse: John 14:23-24**: "Jesus answered him, "If anyone loves me, he will keep my word, and my Father will love him, and we will come to him and make our home with him. Whoever does not love me does not keep my words."?"

In these verses, Jesus teaches that love for God is more than just a good feeling in our hearts or saying that we love Him. True love for God shows itself by obeying Him. This is the kind of person who gets to know the wonderful fellowship of God through His Holy Spirit living in their heart.

Bible Truth Story Connection Questions

1. Did Solomon love the LORD? *Yes and no. When Solomon was young, he obeyed the LORD and seemed to love Him by his obedience. Yet, true love endures to the end. Solomon did not have true, enduring love for the LORD, for he turned away from worshiping and obeying only Him when he got older and famous.*
2. Why was it not enough to know that it is wise to love and obey the LORD? *God gave all of us a sense of right and wrong, even if we are not as wise as Solomon. Our sinful, rebellious hearts do not want to think about what is right, but what pleases them, all too often. Only the Holy Spirit working in our hearts, giving them strength and desire to obey the LORD will be enough to keep on obeying God to the end.*

Life Application Questions

1. How can we have the Holy Spirit work in our lives? *We must turn from our sins and trust in Jesus as our Savior. He will fill us with His Spirit, cleansing our hearts and then working inside to help us to love God and live lives that please Him.*

ACTS Questions

1. What is something we can praise God for because of this Bible Truth?

Praise God for being Perfectly Good and a Joy to Obey.

2. What are sins we can confess to God because of this Bible Truth?

Confess ways that we haven't obeyed Him this week.

3. What is something we can thank God for because of this Bible Truth?

Thank God for helping His people to obey Him, through the Holy Spirit working in their hearts.

4. What is something we can ask God for because of this Bible Truth?

Ask God to work in our hearts that we might turn away from our sinful disobedience towards Him and trust in Jesus as our own Savior. Ask God to fill us with His Holy Spirit and help us obey Him. Ask God to help us obey Him in specific areas in which we especially need help.

The Gospel

1. We are all born sinners. We disobey God and deserve God's punishment. What hope is there for sinners like us? What is the gospel?

God is the good Creator and King of the world. He made people to worship Him and live by His good laws. But we are all sinners who have rebelled against Him. We all deserve death--God's just, eternal punishment for our sins. How terrible! But God has good news for us. In His great mercy, God sent His Son Jesus to earth to save sinners. Yes, Jesus, the perfect Son of God, left His home in heaven and became a man. He lived the perfect life that pleases God. (He's the only one who has ever done that!) He offered it up to God His Father as the perfect sacrifice for sins when He suffered and died on the cross. Then, on the third day, Jesus rose from the dead in victory. He had fully paid for the sins of God's people, so they wouldn't have to! Now all who turn away from their sins and trust in Jesus as their Savior will receive forgiveness of sins and eternal life with God. They will be His very own special people who will know Him and enjoy Him forever. We can be God's people, too, if we turn from our sins and trust in Jesus as our own Savior.

Game: Menagerie

Materials

Small Bag/Bowl
Bible Truth Questions

Preparing the Game

1. Choose 20+ questions for your game from the Bible Truth Discussion Questions, or make up your own.
2. Write the Bible Truth questions on small thin strips of paper (or make a photocopy of the Bible Truth Discussion Questions and simply cut them into strips) and put them in the bag/bowl.

Playing the Game

Divide the children into three or four teams, depending on how many children you have. Each group of children is given the name of an animal and is assigned a corner of the room. You are "It" and stand in the middle of the room. When everyone is ready, give instructions to different groups of animals, such as "I want the bears to change places with the monkeys." The bears and monkeys when then run to change places. You, as It, will try to tag bears and monkeys. Choose a question from the bag to read to your caught animals. If they get it right, they are released to be back with their fellow animals. If not, they must wait until another, correct answer to be released.

Game continues as number of questions, time, and attention span allow.

Non-competitive Option

Do not exclude "caught" animals from the game, even if they get the answer wrong. Instead release them back to their fellow animals and put the question back in the bag for review again.

Optional TAKING IT TO OTHERS Activity: Quiz Questions

Have the children choose a few of the questions from the game to ask the parents/other children during TAKING IT TO OTHERS time. Help pre-readers by whispering the question in their ear and letting them ask it aloud to the parents/other children. Make sure you read the Bible verse aloud before you ask your questions.

Directions:

1. Write words to song in large print before class.
2. Play the song for the children, helping them follow along on the song sheet.
3. Discuss the song, using a few questions from the discussion sheet. *Don't use them all!*
4. Introduce sign language for key words of your choice from sign language sheet for your song. Use as few or as many as you think the children can learn.
5. Sing and sign the song. Sign language as well as large format lyrics and sheet music are found in the PFI Unit Songbook or online.
6. If desired, play the Song Game.

Optional TAKING IT TO OTHERS Activity: Presenting and Singing the Song

1. Sing and sign the song, encouraging the watching children/parents to join in.
2. Ask the class some of the questions listed below. The Bible Truth Connection Question is particularly good to help them understand how the song ties in with the Bible Truth.

Take My Life and Let it Be

Verse 4

Take my will and make it Thine,
It shall be no longer mine;
Take my heart, it is Thine own,
It shall be Thy royal throne,
It shall be Thy royal throne.

Listen to it on PFI ESV Songs 12, Track 22

Understanding the Song

1. What is a "will?" *It is your desire to do something.*
2. What does "Thine" mean? *An old English word, meaning "Yours", often used to show a special honor towards God.*
3. Who does the song writer want his will to be instead of his own? *The Lord's.*
4. How would what you do be different if you followed the Lord's will, instead of just your own? *Many times we might want (will) to be selfish or mean, while the Lord would call us to think of the needs of others or forgive. To make your will the Lord's, would be to turn away from what your will wanted and do what He wanted you to do instead.*
5. What is your heart? *It is not the physical heart in your body that beats. It is your spirit—the part of you that you cannot see that can love and know God.*
6. What does it mean to make your heart the Lord's "royal throne?" *It doesn't mean that He comes and sits on your heart. A throne is the place from where a king makes good decisions for his kingdom. To give your heart to the Lord for a throne means to let His good decisions be the decisions that guide your very heart—how you will treat others, how you will live your life.*

Bible Truth Connection Question

1. How does this song relate to our Bible Truth: **God's People Obey Him?**

Obedience to God means choosing to have our wills and our hearts be guided by God's good ways instead of following our own sinful ways. This is not something we can do in our own strength. We have to turn from our sins and trust in Jesus as our Savior. We must ask Him to take our wills and our hearts and make them want to joyfully obey His good ways. God delights to answer prayers like these! He promises to answer them!

Story Connection Question

1. How does this song relate to this story? *Even though the LORD gave Solomon more wisdom than any person who has ever lived, it was not enough (by itself) to help him to keep obeying the Lord. Solomon had a sinful heart and will, just like everyone else. Only by his heart (or anyone's heart) strengthened by the Holy Spirit, can anyone continue to obey the LORD all the days of his life. He promises to give that kind of strength by the Holy Spirit to all who truly repent of their sins, turn to Him for forgiveness, and follow Him.*

Bible Connection Question

1. What does this hymn have to do with our Bible Verse: **John 14:23-24**: "Jesus answered him, "If anyone loves me, he will keep my word, and my Father will love him, and we will come to him and make our home with him. Whoever does not love me does not keep my words."?"

This hymn is a prayer to God that He would take our wills and help us to obey Him. This is the kind of prayer that someone prays when they turn from their sins and trust in Jesus as their Savior. God delights to answer this kind of prayer by sending the Holy Spirit to work in the person's heart and help them to obey Him. He will give them close fellowship with Him.

Life Application Questions

1. How can God's people be affected by the message of this song?

They can praise God giving them the honor of obeying Him. They can ask Him to fill them with His Holy Spirit and to take their wills and their hearts and make them obedient to His good ways.

2. How can we become God's people? *By turning away from our sins and trusting in Jesus as our Savior.*

ACTS Questions

1. What is something we can praise God for from this hymn?

Praise God for being the King who deserves to be obeyed by all.

2. What are sins we can confess to God from this hymn?

That many times we do not want God to make our heart His throne. We do not want to obey Him. We want to do things our own way. We deserve His punishment! We need a Savior!

3. What is something we can thank God for from this hymn?

We can thank God for working in the hearts of His people, helping them to turn away from their sins, trust Jesus as their Savior, and fill their hearts with a desire to obey Him more and more.

4. What is something we can ask God for from this hymn?

That God would take our heart and our will and make it His, by giving us faith to trust Him as our Savior and by giving us the desire and strength to obey Him.

Gospel Question

1. We all are sinners. Our heart and our will choose to do things our own way, not God's way. We deserve God's punishment. Is there any hope for us? What is the good news of salvation through Jesus? What is the gospel?

God is the good Creator and King of the world. He made people to worship Him and live by His good laws. But we are all sinners who've rebelled against Him. We all deserve death--God's just, eternal punishment for our sins. How terrible! But God has good news for us. In His great mercy, God sent His Son, Jesus to earth as a man to save sinners. He lived the perfect life that pleases God. (He's the only one who's ever done that!) He offered it up to God His Father as the perfect sacrifice for sins when He suffered and died on the cross. Then, on the third day, Jesus rose from the dead in victory. He had fully paid for the sins of God's people, so they wouldn't have to! Now all who turn away from their sins and trust in Jesus as their Savior will receive forgiveness of sins and eternal life with God. They will be His very own special people who will know Him and enjoy Him forever. We can be God's people, too, if we turn from our sins and trust in Jesus as our own Savior.

Song Game: Mimic Me!

Materials

Sign Language

Song

Preparing the Game

None.

Playing the Game

1. Practice the song and signs until the children know them well. Choose a person to be the leader and let them decide upon an action for everyone to do as they sing the song, such as jump on one foot, etc.
2. Sing the song while doing the chosen action.
3. Select another child to be the leader.
4. If desired, you can choose a different action for different important words in the song, such as jump on one foot when you sing the word "grace", but clap your hands when you sing the word "Jesus". Ask the children the meaning of each of the words before adding in their action.

Game continues as number of questions, time, and attention span allow.

choose a FEW questions for discussion, then choose the game and/or music activity

Meditation Version: John 14:23-24

"Jesus answered him, "If anyone loves me, he will keep my word, and my Father will love him, and we will come to him and make our home with him. Whoever does not love me does not keep my words."

Alternate Memory/Games Version: John 14:23,24

"If anyone loves me, he will keep my word...Whoever does not love me does not keep my words."

Understanding the Bible Verse

1. What did Jesus say that someone will do if they love Him? *Obey His words, His teaching.*
2. What sorts of things did Jesus teach that God's people should do? *To love the Lord with all your heart, mind, soul, and strength; to love your enemies; to do to others as you would have them do to you; etc.*
3. Who is Jesus' Father? *God the Father.*
4. What does Jesus promise His Father will do to those who love and obey Him? *He will love him and they will come to him and make their home with him.*
5. What does it mean that Jesus and His Father will come to him and make their home with him? *It doesn't mean that Jesus and the Father will build a house out of wood or brick for them all to live in. It means that they will become like family to him. They will send the Holy Spirit to live in that person's heart, so that he can know God. This is the fellowship of the Holy Spirit.*
6. If someone does not obey Jesus' words, what does that show about what they think about Jesus? *It shows they do not love Him.*
7. Since everyone—even Christians—are sinners who disobey Jesus' teachings, does that mean that they do not love God? *Yes and no. We are all sinners and it is only by God's work in our hearts that any of us obey Jesus' teachings. But, Christians are different in their disobedience because they seek to obey God and are grieved when they disobey Him. It is their hearts desire to obey Him. Also, obedience rather than disobedience is what is typical of their lives—unlike people who are not Christians. Lastly, the Holy Spirit is at work in the heart of Christians to help them to obey more and more.*

Bible Truth Connection Question

1. What does this verse have to do with the **Bible Truth: God's People Obey Him?**

God's people obey Him because they love Him with a love that He has given them through the Holy Spirit. They no longer want to live just for themselves. They want to please and obey Him.

Story Connection Questions

1. What does the verse have to do with our story? *Solomon showed that he knew more about how to love and obey the LORD than he actually did love and obey Him. In the end, Solomon seems to have chosen to love himself and his wives more than he loved the LORD.*

Life Application Questions

1. How can we apply this verse to our lives? *We can ask God work in our hearts that we would turn away from our sins and trust in Jesus as our Savior. We can ask Him to fill us with His Holy Spirit, giving us hearts that love Him and obey Him.*

ACTS Questions

1. What is something we can praise God for from this Bible Verse?
Praise God for being the God Who Makes His Home with His People—Who Wants Close Fellowship with Them.
2. What are sins we can confess to God from this Bible Verse?
That we are all sinners. None of us obey God as we should. We deserve God's punishment! We need a Savior!
3. What is something we can thank God for from this Bible Verse?
We can thank God for giving His people the Holy Spirit to help them to obey Him more and more.
4. What is something we can ask God for from this Bible Verse?
We can ask God to work in our hearts that we would turn away from disobeying Him and trust in Jesus as our own Savior. We can ask God to fill our hearts with the Holy Spirit that we might obey God more and more.

The Gospel

1. None of us love God as we should. None of us deserve for God to come and make His home with us. But God in His mercy made a way for us. How can we be saved? What is the good news of Jesus? What is the gospel?

God is the good Creator and King of the world. He made people to worship Him and live by His good laws. But we are all sinners who have rebelled against Him. We all deserve death--God's just, eternal punishment for our sins. How terrible! But God has good news for us. In His great mercy, God sent His Son Jesus to earth to save sinners. Yes, Jesus, the perfect Son of God, left His home in heaven and became a man. He lived the perfect life that pleases God. (He's the only one who has ever done that!) He offered it up to God His Father as the perfect sacrifice for sins when He suffered and died on the cross. Then, on the third day, Jesus rose from the dead in victory. He had fully paid for the sins of God's people, so they wouldn't have to! Now all who turn away from their sins and trust in Jesus as their Savior will receive forgiveness of sins and eternal life with God. They will be His very own special people who will know Him and enjoy Him forever. We can be God's people, too, if we turn from our sins and trust in Jesus as our own Savior.

Game: Rush to the Store

Materials

Bible verse written up in large print so that all can see

2 large pieces of paper or poster board

A toy shopping cart or shopping bag per team

Empty food or beverage containers such as milk cartons or cereal boxes—one for each word or group of words of the verse (no more than 10 per team)

Paper and marker

Bag or jar

Masking tape

Two tables

Preparing the Game

1. Make copy of the verse per team and cut it apart into as many parts as containers per team. Number this verse pieces in order and tape them to the containers.
2. Make a sign per team of the verse. If you have a lot of non- or early readers, write the verse in easy to read print, numbering each word/section that correspond to the sections on the cut-up version of the verse. If your children are all proficient readers, do not write the verse on the poster board, but simply draw lines and number them 1-10, corresponding to the 10 verse pieces.
3. Write down and cut out the numbers used on the verse pieces and put in a little bag or jar.
4. Use the masking tape to mark each team's home starting line.
5. Place each team's "groceries" in separate piles at the far end of the room with space between the two piles for the teacher to stand.

Learning the Verse

Some or all of your children may be non- or early readers. Teach the verse in sections, having them say it after you. Repeat a few times. Add clapping or other movement as they say it.

Directions

1. If desired, lead the children in a discussion of a **FEW** of the most important questions before beginning game.
2. Explain the game to them as follows:

WARNING: Limit the children to walking quickly if you have a slick floor.

Divide the children into two teams and have them line up at their home lines. Explain that the class will say the Bible verse together, then you will pick a number out of your bag. The first player of each team will rush to the store to find the grocery item with that number on it. Instead of money to pay for the grocery, a child says the memory verse to the teacher. Then they rush home with the item in their bag, this place it on their team's table of groceries. The whole class will say the verse again, the teacher will choose another number and the next two children will go find that item, etc. until all items have been purchased and retrieved. Then, the children will line up their groceries so that their verse is in the right order and say the verse together. If working with less confident readers, point out to them that they can use the sign you made and the numbers in the verse pieces as hints to help them line it up properly. The team then says the verse together. The first team to do so, wins.

Non-competitive Option

Don't split the children into teams. Have only one set of groceries. Have the children take turns retrieving the item and adding it to the class groceries on the table. Together they will work to put the verse together after collecting all the groceries.

Optional TAKING IT TO OTHERS Activity: Quiz Questions

Have the children choose a few of the questions from the game to ask the parents/other children during

TAKING IT TO OTHERS time. Help pre-readers by whispering the question in their ear and letting them ask it aloud to the parents/other children. Make sure you read the Bible verse aloud before you ask your questions.

Directions:

1. Write words to song in large print before class.
2. Play the song for the children, helping them follow along on the song sheet.
3. Discuss the song, using a few questions from the discussion sheet. *Don't use them all!*
4. Introduce sign language for key words of your choice from sign language sheet for your song. Use as few or as many as you think the children can learn.
5. Sing and sign the song. Sign language as well as large format lyrics and sheet music are found in the PFI Unit Songbook or online.
6. If desired, play the Song Game.

Optional TAKING IT TO OTHERS Activity: Presenting and Singing the Song

1. Sing and sign the song, encouraging the watching children/parents to join in.
2. Ask the class some of the questions listed below. The Bible Truth Connection Question is particularly good to help them understand how the song ties in with the Bible Truth.

If Anyone Loves Me

If anyone loves me, he will keep my word,
 If anyone loves me, he will keep my word,
 And my Father will love him, and we'll come to him,
 And make our home with him.
 If anyone loves me, he will keep my word,
 If anyone loves me, he will keep my word,
 And my Father will love him, and we'll come to him,
 And make our home with him.
 John Fourteen, twenty-three.

Listen to it on PFI ESV Songs 12, Track 23

Song Game: Word Take Away

Materials

Sign Language Signs and Song
 White board and marker
 Eraser

Preparing the Game

1. Write the words to the song on a white board.

Playing the Game

1. After children have learned the song and signs well, then tell the children that you are going to leave out words from the song (that you've learned signs for) and just do the sign in its place.
2. Have the children help you choose a word to take out. Erase the word from the board. Review the sign the for erased word.
3. Sing the song, trying to remember to NOT sing the word and do only the sign.
4. Continue to take out words until all of the words (with signs) have been taken out.

Game continues as number of questions, time, and attention span allow.

STORY REVIEW

Directions: Read and discuss Bible Truth, using a FEW of the questions. Play game. Feel free to modify the game to fit your children.

General Story Questions

1. Why did Moses gather the Israelites on the plain of Moab? *To speak to them one last time before he died. He reviewed all of the LORD's laws with them.*
2. What did Moses tell the people to do to help their children obey the LORD? *To teach them God's laws all through the day, no matter what they were doing.*
3. What did Moses tell the people to do to help their kings obey the LORD? *Have them write down a copy of all of God's laws for themselves; do not let them have lots of wives or riches.*
4. What did Moses tell the people that the Lord would do if they obeyed His commands? *He would bless them.*
5. What did King Solomon ask the Lord for so that he might be a good king? *For wisdom to know how to lead the people as the LORD wanted him to.*
6. What did King Solomon do at first to please the LORD? *He tried to keep all of His commands, like writing down the words of the Law and offering the right sacrifices at the Temple.*
7. Why did so many wise men come to King Solomon? *To hear the wise words that the LORD gave Solomon.*
8. What did they bring to King Solomon? *Lots of silver, gold and other rich gifts. Also, their daughters to be his wives.*
9. What could King Solomon have done with all the things (and women) that were brought to him to obey the LORD? *Refused the wives, given away the money*
10. What did the LORD warn would happen if a king were to keep many wives (esp. foreign ones)? *His heart would be led astray to other gods; the Lord would take the kingship from his family.*
11. Who did Solomon begin to worship because of his wives? *Chemosh, Ashoreth, Molech*
12. Who did the Lord give (most of) the kingdom to, because of Solomon's disobedience? *Jeroboam, son of Nebat.*
13. Why would the wisest man in the world want to disobey the LORD? *Because even Solomon had a sinful heart that was rebellious against God.*
14. Who is the only man who ever completely obeyed God? Why? *Jesus. Because He was not just a man, but also the perfect Son of God. He was not born with a sinful heart like other men. And, though tempted to sin and rebel against God, just like us, He always chose to fully obey God His Father.*
15. What did Jesus do for His sinful people? *He chose to offer up His life as the perfect sacrifice for the sins of all who would ever turn and trust in Him as their Savior. He took their punishment that they might be forgiven and be saved, enjoying fellowship with God forever.*

Bible Truth Connection Questions

1. What does this story have to do with our Bible Truth: **God's People Obey Him**? *King Solomon knew the wisest thing is always to obey God. When he did, the Lord blessed him greatly; but when he did not, the Lord finally disciplined him as He warned He would.*

Life Application Questions

1. What is the first way that God wants all people to obey Him? *To turn from their sins and trust in Jesus as their own Savior that He would save them from the punishment for their sins that they deserve.*
2. How does God want us to show that we love Him? *By trusting in Jesus as our Savior and by obeying His laws.*
3. What is the only way for any person to live an obedient life that pleases the Lord? *Through the Holy Spirit, living in their hearts, who will help them to live to please Him.*
4. How can we receive the Holy Spirit to help us live obedient lives that please God? *By confessing our sins to the Lord, turning from our sins and asking for forgiveness through Jesus' death on the cross. The Lord will then send His Holy Spirit to put a new spirit in our heart, one that loves God and wants to please Him more and more.*

Bible Verse Connection Question

1. What does the story have to do with our **Bible Verse: John 14:23-24**: "Jesus answered him, "If anyone loves me, he will keep my word, and my Father will love him, and we will come to him and make our home with him. Whoever does not love me does not keep my words:"?

As a young king, Solomon learned God's laws. He asked God for wisdom to rule the people wisely, as God wanted him to. Yet, as Solomon got older, his heart turned away from the LORD. He did not keep on loving God by obeying Him. Instead, he disobeyed God's laws about having a lot of riches and wives. He turned to worship other gods. According to Jesus' words, we have to wonder if Solomon kept on loving the LORD, since he did not obey God's teaching, over and over and over.

ACTS Questions

1. What is something we can praise God for being that we learned in our story?

Praise God for being the Revealer of His Good Laws.

2. What is something we can confess as sin that we learned in our story? *Confess that like Solomon, we are all sinners who turn away from Him and His good laws to do what we want. We all need a Savior!*

3. What is something we can thank God for that we learned in our story? *We can thank God that He offers us forgiveness for all our sins when we turn away from our sins and trust in Jesus as our own Savior.*

4. What is something we can ask God for that we learned in our story?

We can ask God to work in our hearts, helping us to turn away from them and trust Jesus as our own Savior. We can ask Him to fill us with the Holy Spirit that we would obey God more and more.

The Gospel

1. Like Solomon, we know God's laws but many times choose to disobey them. Our hearts want to do what we want to do. Is there hope for us? Yes! Because of the good news of salvation through Him! What is the gospel? *God is the good Creator and King of the world. He made people to worship Him and live by His good laws. But we are all sinners who have rebelled against Him. We all deserve death--God's just, eternal punishment for our sins. How terrible! But God has good news for us. In His great mercy, God sent His Son Jesus to earth to save sinners. Yes, Jesus, the perfect Son of God, left His home in heaven and became a man. He lived the perfect life that pleases God. (He's the only one who has ever done that!) He offered it up to God His Father as the perfect sacrifice for sins when He suffered and died on the cross. Then, on the third day, Jesus rose from the dead in victory. He had fully paid for the sins of God's people, so they wouldn't have to! Now all who turn away from their sins and trust in Jesus as their Savior will receive forgiveness of sins and eternal life with God. They will be His very own special people who will know Him and enjoy Him forever. We can be God's people, too, if we turn from our sins and trust in Jesus as our own Savior.*

Game: String Along

Materials

- Ball of string
- Scissors
- A jar/bag big enough to fit all the string
- Masking tape
- Paper and marker
- 20+ Story Review Questions and other story review questions

Preparing the Game

1. Choose 20+ questions for your game from the Story Review Discussion Questions, or make up your own.
2. Cut various lengths of string and place them in the jar, mixed up so it is not easy to see how long they are.

Playing the Game

Divide the children into two teams and have them line up at the masking tape line. Read Team A a Story Review question. If they can correctly answer it, then the first child in line stands up and picks a piece of string from the bag/jar without looking. He holds up the string for every one to see. The leader places the piece of string at Team's A's line, but lets it point away from the group. If Team A does NOT correctly answer the question, the Team B can try to correctly answer it. If they do, then the first person in the Team B line gets to pick out a string instead of Team A. Next, it is Team B's turn. Continue as above. Each time a team gets a new piece of string, it is tied to the other strings. The goal is to see who can get the longest string by the end of the game.

Play continues as Story Review cards last; or, as time and attention span allow.

Non-competitive Option

Don't split into teams. Mark a length along the floor, wall, etc. Tell the children this is their target string length and they will work together to see how few questions it takes the group to reach the target length. Have the children take turns pulling out a piece of string to be added to the group as the leader reads a question. If the class gets the right answer, the piece of string is added onto the group's string. Continue until the target length is reached, noting how many pieces it took. Untie the string pieces, put them back in the jar and start again, seeing if they can reach the target length with less pieces the second time.

Optional TAKING IT TO OTHERS Activity: Quiz Questions

Have the children choose a few of the questions from the game to ask the parents/other children during TAKING IT TO OTHERS time. Help pre-readers by whispering the question in their ear and letting them ask it aloud to the parents/other children.

CASE REPLAY ACTIVITIES

Use this guide to review the Case Story and act it out for others to enjoy!

CASE REPLAY, JR: YOUNGEST CHILDREN

Description: The children will act out the story together, everyone doing the same action/sound effect at the same time. This activity is most suitable for kindergarteners.

Materials

The Case RePlay, Jr. script for younger children

Preparation

1. Read through the script and write in the blanks along the side possible actions/sound effects the children could do to act it out.

Instructions

1. Tell the children that they will be re-enacting the story together as you tell it.
2. As you read the script, lead the children in actions/sound effects to do with you.
3. If desired, you can read the script and stop at certain sentences and ask them what a good action/sound effect would be to act out what you just read.
4. Repeat the re-enactment one or two times more.

CASE REPLAY, SR: OLDER CHILDREN

Description: The children act out the story as a three-scene play. You will narrate it using the Case RePlay, Sr. script and they will act it out (no spoken words, for the most part), with each child assuming a different character's role. This activity is most suitable for first grade and up. You will review the story, then practice it a few times before performing it for others.

Materials

The Case RePlay, Sr. script
White board or other large format paper
Costumes and props

Preparation

1. Prepare for the play by choosing costumes and props for each character in the story. Decorate the area with any scenery props.
2. Write the words "Beginning," "Middle," "End" on a large piece of paper/whiteboard with plenty of space under each heading. You will use this paper to help the children think about the story as a three-scene play, as it is presented in the script.

Instructions

1. Tell the children that they will get to act out the story as a three-scene play, with a beginning, middle and end section. Tell them that before they can act it out, they need to think it out. as you narrate it with your script.
2. Take the children's answers as they recount the story, helping them put key incidents in the right order.
3. If desired, when they have filled in their Beginning, Middle, End, read through your whole (real) script, so they hear exactly what you will have them act out.
4. Then tell the children that it's time to practice acting out the story.
5. Assign parts to each child. If you are using costumes, do NOT give them out at this point. They will be a distraction.
6. Have all the children sit on the floor or in chairs on one side of the "stage," then call the characters up in place as their part in the story comes.
7. As you read the script, guide the children in where you want them to move or do to act it out.
8. After going through the whole script once, give out any costumes and props and act out the script once or twice more.

Optional TAKING IT TO OTHERS Activity: Re-enacting the Story

Read the script as the children act out together (younger) or assuming different roles (older) as the other children or the parents watch.

CASE REPLAY, JR--YOUNGER KIDS (KINDERGARTEN) P.2

“Welcome to our play! The name of our story is called: The Case of the Wise Man’s Writings.

This is a Old Testament story. It starts out right after the Israelites were freed from slavery in Egypt, about 1500 years before Jesus lived on earth.

And now we present: “The Case of the Wise Man’s Writings.”

Scene 1:

A very old Moses gathered thousands of Israelites to hear God’s words to them one last time before they enter the Promised Land (and Moses dies). Moses reminded them that they are to love the LORD with all their heart, mind, and strength. If they obey all His good laws, then He will bless them. He gave them special rules for their kings: to write down the entire law by hand and read it daily; to not buy many horses or have many wives. If the kings do these things, the LORD will bless them. If not, He will cut them off from being king. The people tell Moses they will obey all the LORD’s good laws.

Actions:

Scene 2:

Years pass. The people do ask for a king, just as the LORD said they would. First, there was King Saul; then, there was King David; and then, King Solomon. Did the kings copy down the words of LORD on their own scroll and read them daily as they were told to? No one knows for sure. King David and King Solomon both seemed the most likely to have, because they both wanted to love the LORD and serve the people. Solomon even asked the LORD for great wisdom to rule the people. The LORD answered him by making him the wisest man to ever live. Solomon’s wisdom was so great that kings send all their wise men to him to learn from him. The Queen of Sheba herself even came to listen to him. Everyone who came to listen to Solomon bring him rich gifts of gold and horses and princesses for wives. But even though Solomon knew the LORD’s commands about not to have too much money or many horses or wives, he had a sinful heart. He chose to disobey. He kept the horses, the wives and the riches.

Scene 3:

Everything happened to Solomon as the LORD warned it would. He turned away from loving and obeying the LORD alone. It was not enough for Solomon to be wise and know what God’s good ways were. He also needed to obey what he knew was wise to do. He began to worship Molech, Ashoreth, and Chemosh: the idols of his wives. In the end, most of the kingdom was taken away from Solomon’s family--the wisest man in the world-- and was given to his official, Jeroboam, son of Nebat, all because Solomon didn’t obey the LORD.

Bible Truth Tie-In:

The Bible Truth we are learning is: **God’s People Obey Him.** King Solomon knew the wisest thing is always to obey the LORD. When he did, the LORD blessed him greatly; but when he did not, the LORD finally disciplined him as He warned He would.

CASE REPLAY, SR--OLDER KIDS (1ST GRADE AND UP) P.3

"Welcome to our play! The name of our story is called: The Case of the Wise Man's Writings.

This is a Old Testament story. It starts out right after the Israelites were freed from slavery in Egypt, about 1500 years before Jesus lived on earth.

The characters in our story are: Moses; The Israelites; Joshua; King Solomon; Wise men; the Queen of Sheba; Princesses; and, Jeroboam, son of Nebat.

And now we present: "The Case of the Wise Man's Writings."

Scene 1: (Beginning)

A very old Moses gathered thousands of Israelites to hear God's words to them one last time before they enter the Promised Land (and Moses dies). Moses reminded them that they are to love the LORD with all their heart, mind, and strength. If they obey all His good laws, then He will bless them. He gave them special rules for their kings: to write down the entire law by hand and read it daily; to not buy many horses or have many wives. If the kings do these things, the LORD will bless them. If not, He will cut them off from being king. The people tell Moses they will obey all the LORD's good laws.

Scene 2: (Middle)

Years pass. The people do ask for a king, just as the LORD said they would. First, there was King Saul; then, there was King David; and then, King Solomon. Did the kings copy down the words of LORD on their own scroll and read them daily as they were told to? No one knows for sure. King David and King Solomon both seemed the most likely to have, because they both wanted to love the LORD and serve the people. Solomon even asked the LORD for great wisdom to rule the people. The LORD answered him by making him the wisest man to ever live. Solomon's wisdom was so great that kings send all their wise men to him to learn from him. The Queen of Sheba herself even came to listen to him. Everyone who came to listen to Solomon bring him rich gifts of gold and horses and princesses for wives. But even though Solomon knew the LORD's commands about not to have too much money or many horses or wives, he had a sinful heart. He chose to disobey. He kept the horses, the wives and the riches.

Scene 3: (End)

Everything happened to Solomon as the LORD warned it would. He turned away from loving and obeying the LORD alone. It was not enough for Solomon to be wise and know what God's good ways were. He also needed to obey what he knew was wise to do. He began to worship Molech, Ashoreth, and Chemosh: the idols of his wives. In the end, most of the kingdom was taken away from Solomon's family--the wisest man in the world-- and was given to his official, Jeroboam, son of Nebat, all because Solomon didn't obey the LORD.

Bible Truth Tie-In:

The Bible Truth we are learning is: **God's People Obey Him.** King Solomon knew the wisest thing is always to obey the LORD. When he did, the LORD blessed him greatly; but when he did not, the LORD finally disciplined him as He warned He would.

The Scroll of God's Law

Description

The children will make and decorate a scroll containing some of the Ten Commandments in English and/or in Hebrew.

Materials

- 1 piece of card stock per child
- Scroll sheets of paper (print out several per child)
- 2 extra long skewers (11.5") or 2 11.5" pieces of wooden dowels per child
- Clear packing tape or glue gun and glue sticks
- Markers, colored pencils, etc.
- 6" piece of yarn or string per child

Preparing the Craft

1. Print out onto card stock several copies of the scroll sheet and of the verse (in English or Hebrew) for each child.
2. Cut off the sharp end of each skewer.
3. Make an example of the craft.

Making the Craft

1. Show children your sample.
2. Have children copy down some/all of the words from the 10 Commandments, either in Hebrew or English.
3. Have the children decorate the scroll sheets around the edges with markers.
4. Tape together each child's scroll sheets into 1 long scroll.
5. Using the packing tape or the glue gun, attach each child's skewers/dowels to top and bottom of the scroll.
6. Roll up both ends of the scroll and tie up with the yarn.
7. If desired, you may want to glue the Hebrew or the English used as a copy sheet onto the end or the back of the scroll.

Optional TAKING IT TO OTHERS Activity: Craft Presentation

If you are presenting the craft to other children or parents the children can hold up their crafts (or your model craft) and read their Bible Truth Connection answers to explain the importance of the craft.

CASE CRAFT**Discussion Guide****Instructions:**

As the children are settled into making their craft, ask them these questions to help them understand the craft's significance. Use the answers provided to guide the children's answers.

Discussion Questions

1. Who gathered the people of Israel before him on the plains of Moab? *Moses.*
2. What did the LORD, through Moses, tell the people to make their kings do? *To write down a complete copy of God's laws for them to study every day.*
3. Why was it so important for the kings to do this? *So they would know God's Law, would obey it, and God would bless them.*
4. What is the Bible Truth that we are learning? *God's People Obey Him.*
5. What does our craft have to do with our Bible Truth: God's People Obey Him? *The LORD wanted the kings to know and obey God's Word so that they would obey it and lead the people in obeying it.*
6. What can this craft help us remember? *We all need to know God's Word if we are to obey it.*

TAKING IT TO OTHERS**Craft Presentation****Instructions:**

Have children hold up your model craft/their crafts. Choose five children (or you say) the five sections below to explain the craft's importance.

Presentation:

1. Our craft is: A Scroll of God's Word.
2. On the plains of Moab, the LORD--through Moses--told the people to have their kings write out their own scroll of His Word and study it daily, so they might know them and obey Him and His good laws and be blessed.
3. Bible Truth 6 is: God's People Obey Him.
4. The LORD wanted the kings to know and obey God's Word so that they would obey it and lead the people in obeying it.
5. Our craft can help us remember that we all need to know God's Word if we are to obey it.

Note: Even non-readers can participate in presenting the craft, if you will whisper what they are to say in their ear and let them say it aloud for the others to hear.

Deuteronomy 5:6-8,11-12 for copying onto scroll

6 "I am the LORD your God, who brought you out of Egypt, out of the land of slavery.

7 "You shall have no other gods before me.

8 "You shall not make for yourself an idol in the form of anything in heaven above or on the earth beneath or in the waters below.

11 "You shall not misuse the name of the LORD your God, for the LORD will not hold anyone guiltless who misuses his name.

12 "Observe the Sabbath day by keeping it holy, as the LORD your God has commanded you.

דברים 5:6-8,11-12


6 עֲבָדִים: מִבֵּית מִצְרַיִם מֵאֶרֶץ הוֹצֵאתִיךָ אֲשֶׁר אֱלֹהֶיךָ יְהוָה אָנֹכִי

7 עַל-פְּנֵי: אַחֲרַיִם אֱלֹהִים יְהוָה-לָּךְ לֹא

8 וְאֲשֶׁר מִמֶּעַל | בְּשָׁמַיִם אֲשֶׁר כָּל-תְּמוּנָה | כִּסּוּל לֹא-תַעֲשֶׂה-לָּךְ
לְאֶרֶץ: מִתַּחַת | בַּמַּיִם וְאֲשֶׁר מִתַּחַת בְּאֶרֶץ

11 אֵת יְהוָה יִנְקֶה לֹא כִּי לִשְׂוֹא אֱלֹהֶיךָ אֶת-שֵׁם יְהוָה תִּשָּׂא לֹא
לִשְׂוֹא: אֶת-שֵׁמוֹ אֲשֶׁר-יִשָּׂא

12 : אֱלֹהֶיךָ יְהוָה | צִוְּךָ כַּאֲשֶׁר לִקְדָּשׁוֹ הַשְׁבֵּת אֶת-יוֹם שַׁמּוֹר



A large rectangular area with a decorative border. The border features intricate scrollwork and floral patterns at the corners and along the sides. Inside the border, there are ten horizontal lines spaced evenly down the page, providing a writing area.

BEFORE CLASS:**1. PICK YOUR PERSON**

VIPPs can be anyone in your church! Typically, they fall into 6 categories: Church staff, Elders, Deacons/deaconesses, Special Volunteers (people who aren't paid, but spend a lot of time helping out in particular ways), Supported Workers (aka missionaries), and Church Members.

2. GATHER YOUR FACTS

Use the VIPP Information Sheet to write down the facts about your VIPP. The information on this worksheet is used in the VIPP activities, listed in the "Choose an Activity" section below.

DURING THE ACTIVITY:**1. INTRODUCE YOUR VIPP**

Introduce your VIPP to the children, using the VIPP Information Sheet. Fill in a set of VIPP Clue Cards with the information for your VIPP. If desired, you can even have the actual person come into class for the children to meet.

Need help describing what someone does for the church in a kid-friendly way? Check out the list of common VIPPs on the Praise Factory website in the PFI resources. There are lots of kid-friendly descriptions for common VIPP's, such as pastors, elders, deacons and a lot more.

2. PRAY!

Lead the children in praying for the VIPP. Ask the children if they would like to pray for one of the VIPPs prayer requests. Even non-readers can pray for the VIPP if you whisper the prayer request in their ear, then let them say it aloud. Never force a child to pray!

3. CHOOSE AN ACTIVITY

There are two activities you can use to help the children learn about the VIPP:

VIPP Clue Cards: These are nine coloring sheets in which children fill in the nine things they learn about the VIPP from the VIPP Information Sheet. Photocopy a set of each child. Use as few or as many of these Clue Cards as you desire. They are found in the back of this book.

VIPP Game: This is a game that uses a set of Clue Cards for one or two VIPPs.

Choose a VIPP and fill in his/her information on the VIPP Information Sheet. Fill in a set of VIPP Clue Cards with the information for your VIPP. Tell the children about the VIPP, having them fill in the VIPP Clue Cards with the key facts as they learn them. Write any words the children need to write on a white-board or other piece of paper so they can see how to spell them. Help younger children write these words on their clue cards. Ideas for how to tell the children about many common VIPPs are listed at praisefactory.org with the resources for this Bible Truth.

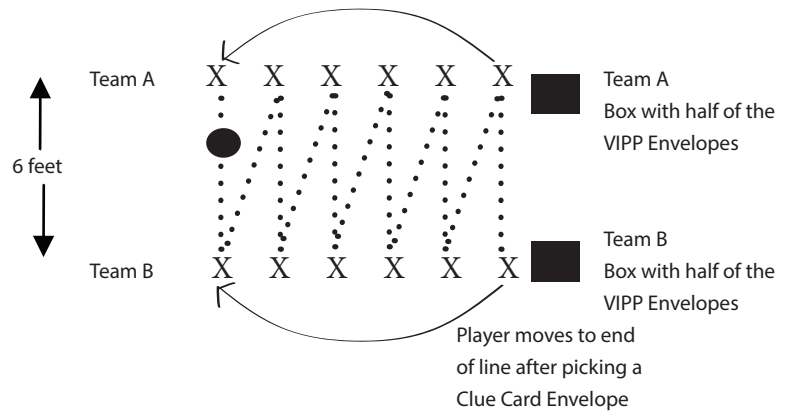
Optional TAKING IT TO OTHERS Activity: Introduce and Pray for the VIPP

If you are presenting the VIPP to other children or parents you can assign children to hold up the 10 clue cards and say what each card tells about the VIPP. (Or, you can have the children hold them up as you tell what each one means.) Then lead the children in praying for the VIPP.

Game: Ball Roll Review

Materials

Information Sheet for one VIPP
 2 Set of Clue Cards
 Ball
 8 8.5" x 11" Manilla Envelopes
 Tape
 Pen and Markers
 2 Boxes



Preparing the Game

1. Fill in one set of clue sheets for the VIPP you are using.
2. Tape the other (blank) set of Clue Cards to the outside of the manilla envelopes.
3. Put the filled-in clue cards in the corresponding envelope.
4. Put half the Clue Card Envelopes in one box and the other half in the other box. These are the Team A and Team B Boxes.

Playing the Game

Reveal: Tell the children about the VIPP, showing them your filled-in clue cards as you tell about them.

Review: Have the children break into two even groups and sit down on the floor facing each other, with about a 6' spread between the 2 lines (see diagram above). For Round 1, Give the ball to the first child in Team A and have them roll it across to the child on Team B directly across from them. Then, that Team B child rolls it back across to the next child on Team A, etc. all the way down the line to the last child on Team B. The last child to get the ball will then pick a Clue Card envelope out of their team's box. They (or the teacher) will tell the group and the Clue Card category by looking at the picture of the Clue Card on the outside of the envelope. Have the children try to remember the VIPP's answer to the category. If the class gets it right, the category is "retired". If they get it wrong, then it gets put back in the pile of category envelopes. The child who picked the Clue Card, then takes their place at the other end of the line. They begin Round 2 by rolling the ball to the first person on Team A, etc. This time, the ball will end up with the last child in the Team A line. ending with the last child in the other line, who gets up and chooses a clue from their Clue Card box. Continue until all the clues have been chosen/answered correctly.

VIPP INFORMATION SHEET

VIPP NAME:

WHAT VIPP LOOKS LIKE

Man or Woman? _____

Hair color? _____

Eye color? _____

FAVORITE ANIMAL

FAVORITE FOOD

FAVORITE FREE TIME ACTIVITY

WHAT VIPP DOES DURING WEEK

VIPP GROUP OF SERVICE:

- | | |
|-------------------|----------------------------------|
| Church Member | Deacon |
| Elder | Church Staff |
| Special Volunteer | Supported Worker
(Missionary) |

3 WAYS VIPP SERVES CHURCH

3 WAYS TO PRAY FOR THE VIPP

BIBLE TRUTH 6, LESSON 2: PLANNER/OVERVIEW

GETTING STARTED: Welcome and Opening Songs (*introduce unit and get kids moving with these songs*)

Welcome to Praise Factory: PFI: Praise Factory Investigators Theme Song *PFI ESV Songs 12 CD, Track 1*

Rules to Help Us Worship God and Love Others: WoGoLOA Classroom Rules Song
PFI ESV Songs 12 CD, Track 2

Big Question Under Investigation: Big Question 12 Songs *PFI ESV Songs 12 CD, Tracks 3,4*

Big Question Bible Verse: Ephesians 5:1-2 Song: *PFI ESV Songs 12, Track 5*
Extra Bible Verse Song: Let Everyone Who Names the Name: 2 Timothy 2:19,22, ESV PFI ESV Songs 12, Track 6

DIGGING DEEP DOWN: Key Concept and Story (*introduce the Bible Truth and tell the related story*)

Bible Truth 6: God's People Obey Him

Bible Truth Hymn: Take My Life and Let It Be, v.4 *PFI ESV Songs 12, Track 22*

Bible Verse: John 14:23-24

Bible Verse Song: If Anyone Loves Me *PFI ESV Songs 12, Track 23*
Extra Bible Verse: Jesus Answered: John 14:23-24, ESV PFI ESV Songs 12, Track 24

Lesson 2 Story of the Saints: The Case of the Porcupine Roach

TAKING ACTION: Response Activities (*choose from among these activities*)

Snack and Discussion Planner: Fry Bread and Dried Buffalo

ACTS Prayer: Prayer Sheet

Bible Truth Review: Discussion Questions and Game: Inspecting the Troops

Bible Truth Hymn: Take My Life and Let it Be, v.4 *PFI ESV Songs 12, Track 22*
Song, Sign Language and Song Game: Big Voice, Little Voice **PFI ESV SONGS 12 BOOK or ONLINE**

Bible Verse Review: John 14:23-24 Discussion Sheet and Game: Paper Boot Shuffle

Bible Verse Song: If Anyone Loves Me John 14:23 *PFI ESV Songs 12, Track 23*
Song, Sign Language and Song Game: Sign It, Say It, What Does It Mean? **PFI ESV SONGS 12 BOOK or ONLINE**

Story Review: Discussion Questions and Game: People Pins

Case Replay, Jr: Drama Activity for Youngest Children (children do same story actions together)

Case Replay, Sr: Drama Activity for Most Children (children re-tell story with individual parts)

Craft: Maskipaton's Finest Horse

VIPP (Very Important Prayer Person) Prayer Time: Coloring Sheets (back of book) & Game: Over, Under & Throw

TAKING IT HOME: Take Home Sheet for Review and Family Devotions

PFI Pronto: Bible Truth 6, Lesson 2 **PFI ESV PRONTOS 12 BOOK or ONLINE**

The Case of the Porcupine Roach by Connie Dever**Our story is called:****The Case of the Porcupine Roach.****As you listen to the story, see if you can figure out:**

1. What was a porcupine roach? Who had one? What did it mean when it was picked up?
2. Who chose to put down his porcupine roach when he wanted to pick it up? What happened? Why did he choose to put it down instead?

This story is not in the Bible. It is a true story about God's people who lived out on the great, High Plains in Alberta, Canada in the 1840's.

Kass'aq were coming! White people! The bad news spread from teepee to teepee in Cree village. "We were out hunting this morning when we saw the smoke of fires in the distance," some of the men reported. "We got as close as we dared to learn more. They weren't trappers, like white men at the fort. These were families with all their belongings."

The chief understand what this meant. The white man was coming to take over their land! "These kass'aq! First they come to take our beaver and buffalo. Now it seems they come to take our land from us, too. This is our people's land. It has been for hundreds of years. Do they think they can have it without a fight? Ask our enemies the Blackfoot. The Crees don't just give away their land—they fight back! Go now! Summon the braves! It is time for us to put on our porcupine roaches, our special battle headdresses. Follow me! We must defend our land!" he told the Cree braves. There would be no hunting of buffalo tomorrow. Tomorrow there would be war!

This was to be the only the first of many battles between Cree and the white men. The Crees relied on tricks of cunning and surprise to fight the white man. Their bows and arrows were little match for the white man's guns and gun powder. More and more white people came, taking away more of the Crees' land and the buffalo they depended on. The Crees fought back, but it was a losing battle. How they hated the kass'aq!

Perhaps no one grew up hating the kass'aq more than Maskipaton, the chief's son. He was all too happy to put on his porcupine roach and strike out against the white men in battle. He wanted them dead!

One day, Maskipaton's aging father, the chief came to

him and said, "Maskipaton, my son, I am too old to lead my people well. It is time for you to take my place as chief of the Crees. You must lead our people now. You must protect our people from our enemies, especially the white man."

Maskipaton happily accepted his father's gifts. "Father, I will do all I can to protect our people and our lands, just as you have. I will keep away our enemies—especially the white man," he promised. And so, under Chief Maskipaton's leadership, the hatred between the Cree and the white man grew even fiercer.

But while hatred was growing between the Cree and white man, God was growing love for both of them in Robert Rundle's heart. He lived far away in England, but couldn't stop thinking about them. "Both white men and Cree need to hear about Jesus," Rundle thought. "Why shouldn't I be the one to tell them about Him?" So Rundle packed up all his things and traveled across thousands of miles of ocean and then thousands of miles of rugged, cold, wild lands until he reached a fort in Alberta in the Cree lands.

It didn't take long for Rundle to see that the fort was a great place to tell the white men about Jesus, but not to tell the Cree. "These people are suspicious of all white men—and well they should be," Rundle realized. How can I tell them about Jesus here at the fort? They may think it's a trick. "And with no written language, they can't even learn the Bible. No. If I want to reach the Cree with the good news of Jesus, there is only one thing to do: I must go to live with them—even if it costs me my life!" Rundle decided.

Rundle set out for Maskipaton's village. As he arrived, Cree braves, quickly surrounded him, ready to attack. "Tanisi! Wachi! (How are you? Shake hands!) I come in

Story-telling Tips

Ahead of time:

1. Read the Bible verses and story. Pray!
2. Create story cue cards on index cards (or highlight text).
3. Practice telling story dramatically, timing your presentation. Shorten, if necessary to fit your allotted time.
4. Decorate area with story props that help bring your story alive.

During your presentation:

1. Maintain as much eye contact as possible as you tell the story. Point to/use props at important points in the story. Include the kids in your story with a few questions about what they think will happen or words/concepts that might be new to them.
2. Watch the kids for signs that their attention span has been reached. Shorten, if necessary.

STORY OF THE SAINTS

peace to see Chief Maskipaton. I have a message for him from the great Creator God," Rundle said.

"I am Maskipaton," the chief answered him in a cold, hate-filled voice. "Tell me your message."

"The great Creator God has sent me with an important message for you, but it is very long. I want to write it down for you on birch bark and teach you and your people to read it. It will take me a long time to write it all down. I will need to live here with you in your village. Will you let me?" Rundle asked.

Chief Maskipaton was suspicious of the white man's request. The white men he knew hated the Crees. Could this just be another trick to get rid of his people or take their lands?" Maskipaton wondered. "Yet what if this white man really did have a message from the Creator God? What could it be He wanted them to know? The chief's curiosity overcame his suspicions. For this one white man, he would set aside the porcupine roach—at least for now. "You may stay, kass'aq, but we will be watching you. Any tricks from you and I will put on my porcupine roach and scalp you myself!"

There never were any tricks. Robert Rundle loved the Cree. He learned their customs and their language; and, he began to write down the Creator God's message in their very own language. After much hard work Rundle went before Maskipaton with a present. "Chief, here is the Creator God's message, written in your own language. I would like to teach it to you first."

"Good," Maskipaton said. He was curious to hear the message Rundle had worked so hard to write down. Chief Maskipaton was an quick learner. Soon he could read about the perfectly holy Creator God who had made all things; but, how people had rebelled against Him, deserving eternal punishment for their sins. Then he read about Jesus, the Chief of Peace and Love and Son of the Creator God, who the Creator God sent to die for the sins of all who would ever turn from their sins and trust in Him.

As Maskipaton read, he knew in his heart it was true. He was proud and sinful. He had killed and hated many men, especially the white man. He went to Rundle and said, "Rundle, I believe the Creator God's message. What must I do to be saved?"

"Ah, great chief, you have done the first thing already:

You believe," Rundle told the chief, 'but there is more. You must turn away from your sins and obey the Creator God's good laws. There will be many times when this is very hard. You will even have to set down your porcupine roach and seek peace. You will need to love your enemies."

"If that is what I must do, then I will never be saved," Maskipaton answered. "How can I stop hating and killing these kass'aq or the Blackfoot who have been so terrible to my people? I'll never be a Christian as long as there is a scalp to take or a horse to steal from the Blackfoot!" he vowed.

But the more Maskipaton read of the Creator God's message, the more the Holy Spirit worked in his heart. "Rundle, I have changed my mind," the chief finally said, "I want to be a Christian. I am ready to obey the Creator God's good laws. I will even set down my porcupine roach and seek peace with my enemies."

So Chief Maskipaton became a Christian. The Holy Spirit did an amazing work in his heart. Instead of leading his people into war with the Blackfoot and the white men, Maskipaton worked to bring peace and understanding. Instead of encouraging his people to follow the gods of wind and fire and rain, he helped them to read so that they could know the message of the Creator God and His Son Jesus, too.

But just as Robert Rundle had told him, there would times when it would be very hard to obey God's good laws. One night soldiers came and for no reason attacked Maskipaton's village killing many of his people, including the old chief, his father. What would Maskipaton do now? Would he put back on the porcupine roach and seek revenge on these soldiers or would he obey the Creator God's good laws and continue to seek peace? The Holy Spirit gave Maskipaton strength to keep obeying the Creator God. "I have set down the porcupine roach in obedience to the Creator God. I will not put it on again," he declared. "I will continue to work for peace between my people and the kass'aq."

The Lord blessed Maskipaton for his obedience. For soon after this terrible attack, a great peace treaty was signed. Both Cree and white man gathered together at Maskipaton's village for a big celebration. There was

lots of food and dancing around the fire to the beating of drums. But right in the middle of the celebration, Chief Maskipaton received some very startling news: "The soldier who killed your father is here tonight. Now is your chance for revenge," one of his braves told him. What would Maskipaton do?

"Stop the drums! Stop the dancing!" Maskipaton ordered. Everyone stopped in their place. "I have been told that the soldier who killed my father is here tonight. Bring him here to stand before me!"

The braves brought the scared soldier to Maskipaton. "Answer me! Are you the man who killed my father?" the chief demanded.

"Yes," the soldier answered and a gasp of horror went through the crowd.

Maskipaton ordered the soldier's outer clothes removed. Everyone knew this was how the Cree prepared to kill their enemies.

But instead of killing the man, Maskipaton gave him his best buckskin clothes and then set the man on his very best horse. "You are the man who killed my father," Maskipaton told this man. "Before I came to know and obey the Creator God and His Son Jesus, the Chief of Peace and Love, I would have scalped you. But He has made me a different person and I obey Him. I forgive you. I give you my best things. You will be like my father; and I, like your son. And when you go back to your fort, tell everyone that this is how Chief Maskipaton treats his enemies because he loves and obeys the Creator God!"

Cracking the Case:

It's time to answer our Case Questions.

1. What was a porcupine roach? Who had one? What did it mean when he picked it up? A porcupine roach was a special headdress made of porcupine quills that the Cree Indians. When it was picked up and put on, it meant they were going to battle to kill an enemy.

2. Who chose to put down his porcupine roach when he wanted to pick it up? What happened? Why did he choose to put it down instead? Maskipaton chose to put his down. A soldier came and cruelly killed his father, the chief, and many others in his village for no reason. He put it down and chose to forgive, because he had become a Christian. He wanted to obey God, even more than he wanted to get revenge.

Something for You and Me

Our Bible Truth is: God's People Obey Him

Our Bible Verse is: John 14:23-24

"Jesus answered him, "If anyone loves me, he will keep my word, and my Father will love him, and we will come to him and make our home with him. Whoever does not love me does not keep my words."

The Lord did a mighty work in Chief Maskipaton's heart. By the Holy Spirit, He gave Maskipaton the strength to obey His good laws, even when it was very hard. In the end, many Cree and white men turned to the Lord because of Maskipaton's obedience to the Lord.

What about you and me? If we are to be God's people, we must turn away from our sins and trust in Jesus as our own Savior. We must obey his good laws, too, even when it is very hard. How will we have strength to do this? The same way Maskipaton did: by the Holy Spirit working in our hearts.

Let's ask the Lord to work in our hearts that we might turn from our sins and trust in Jesus as our Savior. Let's ask Him to fill us with His Holy Spirit and give us strength to obey Him, just like He gave Chief Maskipaton.

Close in prayer.

Closing ACTS Prayer

A God, we praise You for being the giver of strength to obey You and Your good laws.

C God, we confess that we many times, like Maskipaton, we don't want to turn away from our sins and obey You. Many times we want to keep on living our own way.

T God, we thank You for sending the Holy Spirit to work in Your people's hearts, so that they, like Maskipaton, do turn from their sins and trust in Jesus as their own Savior. And, thank You that You can give them strength to obey You even when it is very hard. Nothing is too hard for You!

S God, work in our hearts. Help us to confess our sins, turn away from them and trust Jesus as our own Savior. Fill us with Your Holy Spirit and give us the desire and strength to obey You, even when it is very hard.

Special Words

Porcupine Roach: A headpiece made from porcupine quills that the Cree Indian braves (men) would put on before going into battle.

ACTS PRAYER ACTIVITY

Use this sheet to write down your ACTS Prayer

Instructions:

Use this sheet to help the children apply the Bible Truth into a prayer. You can use the ACTS provided or even better, have the kids think of their own applications. Also have the children add their personal requests to the prayer, too. Lead the children in the prayer or let them pray sections, with your help. Never force a child to pray! Non-readers can participate by you whispering a section of the prayer into their ear and allowing them to pray it aloud for the group.

ADORATION:

God, we praise You for being Perfectly Good and a Joy to Obey.

God, we praise You for being.....

Add your own Adorations:

CONFESSION:

God, we confess that many times we do not obey You as we should or as You deserve us to, as our King and God. Too many times we choose to do what we want to do instead of obeying You. We need a Savior to save us from our sins!

God, we have sinned against You....

Add your own Confessions:

THANKSGIVING:

Thank You, God for all showing how great is Your love for sinful people by sending Jesus to be the Savior of all those who would ever turn from their sins and trust in Him as their own Savior. Thank You for sending Your Holy Spirit to help us obey You.

God, we thank You for...

Add your own Thanksgivings:

SUPPLICATION:

God, work in our hearts that we might turn away from our sinful disobedience and turn to You and Your good ways. Help us trust in Jesus as our own Savior. Fill us with Your Holy Spirit and help us obey You.

God, we need Your help...

Add your own Supplication:

SNEAKY SNACK

Can you figure out how this snack relates to the story?

Snack: Fry Bread and Dried Buffalo

Indian Fry Bread (use corn bread or look up a recipe online) and/or Beef Jerky (called Pemmican by the Native Americans).

This is only a suggestion. Feel free to modify. Be mindful of allergy issues among your children!

Case Tie-in: The Cree Indians lived a simple life out on the High Plains of Alberta, Canada. Robert Rundle risked his life to go live among them in order to give them the good news of Jesus. Chief Maskipaton, among others, turned away from their sins and trusted in Jesus as their Savior. They chose peace and obeying God, rather than seeking revenge on their enemies.

SOUL FOOD

Food for thought during snack time

1. What does the snack have to do with the story?

Choose a few questions from the other activity discussion sheets to talk about during this snack time.

2.

3.

4.

5.

6.

7.

Directions: Read and discuss Bible Truth, using a FEW of the questions. Play game. Feel free to modify the game to fit your children.

God's People Obey Him

Ever since Adam and Eve rebelled in the beginning, all people have chosen to disobey God and His good ways. This disobedience shows in our hearts. Many times, we think we know better than God. We tend to think about ourselves and what we want, most of all. This disobedience also shows up in our lives. We love to get our own way. We choose to say and do things that please us, even if they don't please God. Even if they hurt others.

But God's people seek to be different. They understand that they are sinners and deserve God's punishment. They confess their sins to God and desire to turn away from disobeying Him. (That's what it means to repent of our sins.) They trust in Jesus as their Savior. They want to start a new life of living to please God by obeying Him. God gives them faith in Him and forgives their sins. He gives them a new heart filled with the Holy Spirit. The Holy Spirit helps them to love God and please Him. He helps them want to obey God in their heart. He helps them to love God and live to please Him with their lives.

The Bible tells us this is how we can know if we love God: if we are not just trusting in Jesus as our Savior, but are also seeking to obey Him as our Lord.

Understanding the Bible Truth

1. When did people start to disobey God? *From the very beginning, with Adam and Eve.*
2. Who has chosen to disobey God from the time of Adam and Eve? *All people.*
3. How does our disobedience to God show in our hearts? *Many times we think we know better than God. We tend to think about ourselves and what we want, most of all.*
4. How does our disobedience to God show in our lives? *We love to get our own way. We choose to say and do things that please us, even if they don't please God. Even if they hurt others.*
5. How are God's people different? *They are sinners, but they want to love and please God. They have been given new hearts filled with the Holy Spirit. He changes their hearts and helps them to love and please God. He helps them obey God.*
6. Do God's people obey God perfectly? Why or why not? *No. They are still sinners with sinful hearts.*
7. Who gives God's people the strength to obey God? Able to obey Him while others cannot? *The Holy Spirit living in their hearts.*
8. How does the Bible say we can know if we love God? *If we are trusting in Jesus as our Savior and obeying Him as our Lord.*
9. How can God help us to obey Him? *When we turn from our sins and trust in Jesus as our Savior. He will fill our hearts with the Holy Spirit and help us obey God more and more.*

Bible Verse Connection Question

1. What does our Bible Truth have to do with our **Bible Verse: John 14:23-24**: "Jesus answered him, "If anyone loves me, he will keep my word, and my Father will love him, and we will come to him and make our home with him. Whoever does not love me does not keep my words."?
In these verses, Jesus teaches that love for God is more than just a good feeling in our hearts or saying that we love Him. True love for God shows itself by obeying Him. This is the kind of person who gets to know the wonderful fellowship of God through His Holy Spirit living in their heart.

Bible Truth Story Connection Questions

1. Why did Maskipaton not want to become a Christian when he first heard about Jesus? *Because he knew that he would have to obey by even forgiving and seeking peace with his enemies.*
2. What amazing ways did the Lord give Maskipaton strength to obey Him? *He gave him strength to love his enemies, even when they killed his father. He helped him overcome the great temptation to seek revenge and even kill the man who killed his father; and instead, to treat him with complete forgiveness and love, adopting him as his own father.*

Life Application Questions

1. How can we have the Holy Spirit work in our lives? *We must turn from our sins and trust in Jesus as our Savior. He will fill us with His Spirit, cleansing our hearts and then working inside to help us to love God and live lives that please Him.*

ACTS Questions

1. What is something we can praise God for because of this Bible Truth?

Praise God for being Perfectly Good and a Joy to Obey.

2. What are sins we can confess to God because of this Bible Truth?

Confess ways that we haven't obeyed Him this week.

3. What is something we can thank God for because of this Bible Truth?

Thank God for helping His people to obey Him, through the Holy Spirit working in their hearts.

4. What is something we can ask God for because of this Bible Truth?

Ask God to work in our hearts that we might turn away from our sinful disobedience towards Him and trust in Jesus as our own Savior. Ask God to fill us with His Holy Spirit and help us obey Him. Ask God to help us obey Him in specific areas in which we especially need help.

The Gospel

1. We are all born sinners. We disobey God and deserve God's punishment. What hope is there for sinners like us? What is the gospel?

God is the good Creator and King of the world. He made people to worship Him and live by His good laws. But we are all sinners who have rebelled against Him. We all deserve death--God's just, eternal punishment for our sins. How terrible! But God has good news for us. In His great mercy, God sent His Son Jesus to earth to save sinners. Yes, Jesus, the perfect Son of God, left His home in heaven and became a man. He lived the perfect life that pleases God. (He's the only one who has ever done that!) He offered it up to God His Father as the perfect sacrifice for sins when He suffered and died on the cross. Then, on the third day, Jesus rose from the dead in victory. He had fully paid for the sins of God's people, so they wouldn't have to! Now all who turn away from their sins and trust in Jesus as their Savior will receive forgiveness of sins and eternal life with God. They will be His very own special people who will know Him and enjoy Him forever. We can be God's people, too, if we turn from our sins and trust in Jesus as our own Savior.

Game: Inspecting the Troops

Materials

Crown (if desired)
Bible Truth Questions

Preparing the Game

1. Choose 20+ questions for your game from the Bible Truth Discussion Questions, or make up your own.
2. Write the Bible Truth questions on small thin strips of paper (or make a photocopy of the Bible Truth Discussion Questions and simply cut them into strips) and put them in the bag/bowl.

Playing the Game

Tell the children that they are the Queen's/King's soldiers and are to follow her/his every command. Have the soldiers march, pretend to hold out their swords, ride their horses, etc. Then, finally have them stand at attention, very still and showing no emotion. Tell them that you are the Queen/King and have come to inspect the troops. (Put on the crown). You have to remove anyone who is not very straight and still, and show no emotion. As you inspect the troops, make faces or say things to try to get the troops to break into a smile, etc. Watch them for movement. Whoever breaks a smile or moves, etc. told to step forward and must answer a question to be reinstated to the Troops. If it is just one soldier, he/she may choose two other soldiers to help them answer the question. If the soldier (and the soldiers he chose to help him) answer the question correctly, everyone goes back into the line. If they get it wrong, they must wait out one turn. If desired, let some of the children take turns being the king/queen.

Game continues as number of questions, time, and attention span allow.

NOTE: Have the children who remain out help you to give commands to the troops.

Non-competitive Option

Don't exclude the soldiers from the Troops, even if they get the wrong answer. Do put the answer back in the bag to be reviewed again.

Optional TAKING IT TO OTHERS Activity: Quiz Questions

Have the children choose a few of the questions from the game to ask the parents/other children during TAKING IT TO OTHERS time. Help pre-readers by whispering the question in their ear and letting them ask it aloud to the parents/other children. Make sure you read the Bible verse aloud before you ask your questions.

Directions:

1. Write words to song in large print before class.
2. Play the song for the children, helping them follow along on the song sheet.
2. Discuss the song, using a few questions from the discussion sheet. *Don't use them all!*
3. Introduce sign language for key words of your choice from sign language sheet for your song. Use as few or as many as you think the children can learn.
4. Sing and sign the song.
5. If desired, play the Song Game.

Optional TAKING IT TO OTHERS Activity: Presenting and Singing the Song

1. Sing and sign the song, encouraging the watching children/parents to join in.
2. Ask the class some of the questions listed below. The Bible Truth Connection Question is particularly good to help them understand how the song ties in with the Bible Truth.

Take My Life and Let it Be

Verse 4

Take my will and make it Thine,
It shall be no longer mine;
Take my heart, it is Thine own,
It shall be Thy royal throne,
It shall be Thy royal throne.

Listen to it on PFI ESV Songs 12, Track 22

Understanding the Song

1. What is a "will?" *It is your desire to do something.*
2. What does "Thine" mean? *An old English word, meaning "Yours", often used to show a special honor towards God.*
3. Who does the song writer want his will to be instead of his own? *The Lord's.*
4. How would what you do be different if you followed the Lord's will, instead of just your own? *Many times we might want (will) to be selfish or mean, while the Lord would call us to think of the needs of others or forgive. To make your will the Lord's, would be to turn away from what your will wanted and do what He wanted you to do instead.*
5. What is your heart? *It is not the physical heart in your body that beats. It is your spirit—the part of you that you cannot see that can love and know God.*
6. What does it mean to make your heart the Lord's "royal throne?" *It doesn't mean that He comes and sits on your heart. A throne is the place from where a king makes good decisions for his kingdom. To give your heart to the Lord for a throne means to let His good decisions be the decisions that guide your very heart—how you will treat others, how you will live your life.*

Bible Truth Connection Question

1. How does this song relate to our Bible Truth: **God's People Obey Him?**

Obedience to God means choosing to have our wills and our hearts be guided by God's good ways instead of following our own sinful ways. This is not something we can do in our own strength. We have to turn from our sins and trust in Jesus as our Savior. We must ask Him to take our wills and our hearts and make them want to joyfully obey His good ways. God delights to answer prayers like these! He promises to answer them!

Story Connection Question

1. How does this song relate to this story? *Maskipaton knew that to be a Christian was more than just believing that the good news about Jesus was true. He knew that he would have to turn away from his sins and trust in Jesus as his own Savior. He knew he must obey God's good laws. At first, he did not want to do this because it would mean forgiving his enemies and seeking peace with them. The Holy Spirit began to work in his heart and gave him even the desire to obey God's good ways, even if it was not what he wanted. Even when given the chance to kill the very man who killed his father, Maskipaton still obeyed the Lord. He did not follow the desires of his heart and will because he had made them the Lord's "royal throne." Instead, he treated even this man with love and forgiveness.*

Bible Connection Question

1. What does this hymn have to do with our Bible Verse: **John 14:23-24**: "Jesus answered him, "If anyone loves me, he will keep my word, and my Father will love him, and we will come to him and make our home with him. Whoever does not love me does not keep my words."?"

This hymn is a prayer to God that He would take our wills and help us to obey Him. This is the kind of prayer that someone prays when they turn from their sins and trust in Jesus as their Savior. God delights to answer this kind of prayer by sending the Holy Spirit to work in the person's heart and help them to obey Him. He will give them close fellowship with Him.

Life Application Questions

1. How can God's people be affected by the message of this song?

They can praise God giving them the honor of obeying Him. They can ask Him to fill them with His Holy Spirit and to take their wills and their hearts and make them obedient to His good ways.

2. How can we become God's people? *By turning away from our sins and trusting in Jesus as our Savior.*

ACTS Questions

1. What is something we can praise God for from this hymn?

Praise God for being the King who deserves to be obeyed by all.

2. What are sins we can confess to God from this hymn?

That many times we do not want God to make our heart His throne. We do not want to obey Him. We want to do things our own way. We deserve His punishment! We need a Savior!

3. What is something we can thank God for from this hymn?

We can thank God for working in the hearts of His people, helping them to turn away from their sins, trust Jesus as their Savior, and fill their hearts with a desire to obey Him more and more.

4. What is something we can ask God for from this hymn?

That God would take our heart and our will and make it His, by giving us faith to trust Him as our Savior and by giving us the desire and strength to obey Him.

Gospel Question

1. We all are sinners. Our heart and our will choose to do things our own way, not God's way. We deserve God's punishment. Is there any hope for us? What is the good news of salvation through Jesus? What is the gospel?

God is the good Creator and King of the world. He made people to worship Him and live by His good laws. But we are all sinners who've rebelled against Him. We all deserve death--God's just, eternal punishment for our sins. How terrible! But God has good news for us. In His great mercy, God sent His Son, Jesus to earth as a man to save sinners. He lived the perfect life that pleases God. (He's the only one who's ever done that!) He offered it up to God His Father as the perfect sacrifice for sins when He suffered and died on the cross. Then, on the third day, Jesus rose from the dead in victory. He had fully paid for the sins of God's people, so they wouldn't have to! Now all who turn away from their sins and trust in Jesus as their Savior will receive forgiveness of sins and eternal life with God. They will be His very own special people who will know Him and enjoy Him forever. We can be God's people, too, if we turn from our sins and trust in Jesus as our own Savior.

Song Game: Big Voice, Little Voice

Materials

Song

Sign language signs used in the song printed out onto little cards

Blindfold

Preparing the Game

None.

Playing the Game

1. Practice the song and signs until the children know them well. Then tell them: "Children, we are going to hide a sign language sign and see if one of you can find it... with a little help from the rest of us!"
2. Choose someone to be "It" and blindfold them. Choose another child to hide one of the sign language cards. When it's hidden, "It" can remove the blindfold and begin to look.
3. The rest of the children will sing the song in a louder voice when "It" gets closer to the hidden sign and quieter when "It" gets further from the sign.
4. When "It" finds the hidden clue, another "It" is chosen and play begins again.

Game continues as number of questions, time, and attention span allow.

choose a FEW questions for discussion, then choose the game and/or music activity

Meditation Version: John 14:23-24

"Jesus answered him, "If anyone loves me, he will keep my word, and my Father will love him, and we will come to him and make our home with him. Whoever does not love me does not keep my words."

Alternate Memory/Games Version: John 14:23,24

"If anyone loves me, he will keep my word...Whoever does not love me does not keep my words."

Understanding the Bible Verse

1. What did Jesus say that someone will do if they love Him? *Obey His words, His teaching.*
2. What sorts of things did Jesus teach that God's people should do? *To love the Lord with all your heart, mind, soul, and strength; to love your enemies; to do to others as you would have them do to you; etc.*
3. Who is Jesus' Father? *God the Father.*
4. What does Jesus promise His Father will do to those who love and obey Him? *He will love him and they will come to him and make their home with him.*
5. What does it mean that Jesus and His Father will come to him and make their home with him? *It doesn't mean that Jesus and the Father will build a house out of wood or brick for them all to live in. It means that they will become like family to him. They will send the Holy Spirit to live in that person's heart, so that he can know God. This is the fellowship of the Holy Spirit.*
6. If someone does not obey Jesus' words, what does that show about what they think about Jesus? *It shows they do not love Him.*
7. Since everyone—even Christians—are sinners who disobey Jesus' teachings, does that mean that they do not love God? *Yes and no. We are all sinners and it is only by God's work in our hearts that any of us obey Jesus' teachings. But, Christians are different in their disobedience because they seek to obey God and are grieved when they disobey Him. It is their hearts desire to obey Him. Also, obedience rather than disobedience is what is typical of their lives—unlike people who are not Christians. Lastly, the Holy Spirit is at work in the heart of Christians to help them to obey more and more.*

Bible Truth Connection Question

1. What does this verse have to do with the **Bible Truth: God's People Obey Him?**

God's people obey Him because they love Him with a love that He has given them through the Holy Spirit. They no longer want to live just for themselves. They want to please and obey Him.

Story Connection Questions

1. What does the verse have to do with our story? *Maskipaton showed that he truly loved the Lord by obeying Him, even when it meant loving the very man who killed his father.*

Life Application Questions

1. How can we apply this verse to our lives? *We can ask God work in our hearts that we would turn away from our sins and trust in Jesus as our Savior. We can ask Him to fill us with His Holy Spirit, giving us hearts that love Him and obey Him.*

ACTS Questions

1. What is something we can praise God for from this Bible Verse?
Praise God for being the God Who Makes His Home with His People—Who Wants Close Fellowship with Them.
2. What are sins we can confess to God from this Bible Verse?
That we are all sinners. None of us obey God as we should. We deserve God's punishment! We need a Savior!
3. What is something we can thank God for from this Bible Verse?
We can thank God for giving His people the Holy Spirit to help them to obey Him more and more.
4. What is something we can ask God for from this Bible Verse?
We can ask God to work in our hearts that we would turn away from disobeying Him and trust in Jesus as our own Savior. We can ask God to fill our hearts with the Holy Spirit that we might obey God more and more.

The Gospel

1. None of us love God as we should. None of us deserve for God to come and make His home with us. But God in His mercy made a way for us. How can we be saved? What is the good news of Jesus? What is the gospel?

God is the good Creator and King of the world. He made people to worship Him and live by His good laws. But we are all sinners who have rebelled against Him. We all deserve death--God's just, eternal punishment for our sins. How terrible! But God has good news for us. In His great mercy, God sent His Son Jesus to earth to save sinners. Yes, Jesus, the perfect Son of God, left His home in heaven and became a man. He lived the perfect life that pleases God. (He's the only one who has ever done that!) He offered it up to God His Father as the perfect sacrifice for sins when He suffered and died on the cross. Then, on the third day, Jesus rose from the dead in victory. He had fully paid for the sins of God's people, so they wouldn't have to! Now all who turn away from their sins and trust in Jesus as their Savior will receive forgiveness of sins and eternal life with God. They will be His very own special people who will know Him and enjoy Him forever. We can be God's people, too, if we turn from our sins and trust in Jesus as our own Savior.

Game: Paper Boot Shuffle

Materials

Bible verse written up in large print so that all can see
 2 large pieces of paper or poster board
 two paper grocery bags per team
 a chair per team
 paper and marker
 bag or jar
 masking tape

Preparing the Game

1. Make copy of the verse per team and cut into 10 sections.
2. Make a sign per team of the verse. If you have a lot of non- or early readers, write the verse in easy to read print, numbering each word/section that correspond to the sections on the cut-up version of the verse. If your children are all proficient readers, do not write the verse on the poster board, but simply draw lines and number them 1-10, corresponding to the 10 verse pieces.
3. Write down and cut out the numbers used on the verse pieces and put in a little bag or jar.
4. If desired, crop the tops of the bags so they are not so tall, but more like boot height for the children.
5. Mark the start line with masking tape.
6. Place chairs with the pieces of each team's verse at the other end of the relay area.

Learning the Verse

Some or all of your children may be non- or early readers. Teach the verse in sections, having them say it after you. Repeat a few times. Add clapping or other movement as they say it.

Directions

1. If desired, lead the children in a discussion of a **FEW** of the most important questions before beginning game.
2. Explain the game to them as follows:

Divide the children into two teams and have them line up at the start line. Explain that the class will say the Bible verse together, then you will pick a number out of your bag. The first person in each line will put their feet into the bags, like shoes, and shuffle up to the chair. They will then say the verse to the leader, receive a piece of the verse and return to the line. The class will say the whole verse again, the teacher will pull a new number out of the bag and then the next person on each team will then put on the "boots" and shuffle up for another piece of verse, etc. until all pieces are retrieved. The teams will then put all the pieces in verse order on their team's posterboard sign. If working with less confident readers, point out to them that they can use the sign you made and the numbers in the verse pieces as hints to help them line it up properly. After getting it in order, the team will finish by saying the verse all together. The first team to do so, wins.

Non-competitive Option

Don't split the children into teams. Have only one set of verse pieces. Have the children take turns retrieving the pieces. Together they will work to put the verse together after collecting all the pieces.

Optional **TAKING IT TO OTHERS** Activity: Quiz Questions

Have the children choose a few of the questions from the game to ask the parents/other children during **TAKING IT TO OTHERS** time. Help pre-readers by whispering the question in their ear and letting them ask it aloud to the parents/other children. Make sure you read the Bible verse aloud before you ask your questions.

Directions:

1. Write words to song in large print before class.
2. Play the song for the children, helping them follow along on the song sheet.
3. Discuss the song, using a few questions from the discussion sheet. *Don't use them all!*
4. Introduce sign language for key words of your choice from sign language sheet for your song. Use as few or as many as you think the children can learn.
5. Sing and sign the song. Sign language as well as large format lyrics and sheet music are found in the PFI Unit Songbook or online.
6. If desired, play the Song Game.

Optional TAKING IT TO OTHERS Activity: Presenting and Singing the Song

1. Sing and sign the song, encouraging the watching children/parents to join in.
2. Ask the class some of the questions listed below. The Bible Truth Connection Question is particularly good to help them understand how the song ties in with the Bible Truth.

If Anyone Loves Me

If anyone loves me, he will keep my word,
 If anyone loves me, he will keep my word,
 And my Father will love him, and we'll come to him,
 And make our home with him.
 If anyone loves me, he will keep my word,
 If anyone loves me, he will keep my word,
 And my Father will love him, and we'll come to him,
 And make our home with him.
 John Fourteen, twenty-three.

Listen to it on PFI ESV Songs 12, Track 23

Song Game: Sign It, Say It, What Does It Mean?

Materials

Sign Language signs used in song, particularly choose words with important meanings you want the children to learn, such as "grace", "redeem", etc.

Bag or bowl

Preparing the Game

1. Cut out signs and put in bowl.

Playing the Game

1. Practice the song and signs until the children know them well. Then put all the signs we've learned in this bag/bowl and mix them up.
2. Ask one of the children to choose a sign, but not show it to anyone...but you, if they need some help.
3. Ask the child to do the sign for the rest of the children and see if the other children can guess which one it is. Do the sign with the child, if desired.
4. When the children guess the sign, ask them the meaning of the word. If no one guesses the sign, put it back in the bowl to be picked again.
5. Choose another child to pick a new sign from the bag and continue.

NOTE: You might want to sing the song after you do each word or couple of words.

Game continues as number of questions, time, and attention span allow.

STORY REVIEW

Directions: Read and discuss Bible Truth, using a FEW of the questions. Play game. Feel free to modify the game to fit your children.

General Story Questions

1. What did the Cree braves bring news of that was so disturbing? *They had seen white men with families near by.*
2. Why did the Indians feel it was right to kill the white man? *They were invading their territory. It was how they would treat anyone who decided to take land that was theirs.*
3. What did the Cree put on when they went to war? *The porcupine roach.*
4. Why did Robert Rundle decide to live with Maskipaton's tribe? *It was the only way to learn their language and have them really get to hear about Jesus.*
5. What was so risky about going to live with the Cree? *They could kill him whenever they wanted to.*
6. What did Maskipaton think when he first understood the good news of Jesus? *He wanted to know how could he become a Christian.*
7. What made Maskipaton first decide that he would not become a Christian? *He did not want to stop hating and killing his enemies, or stealing horses from the Blackfoot.*
8. Why did Maskipaton finally become a Christian? *The Holy Spirit worked in his heart so that he turned away from his sins and trusted in Jesus as his Savior. He gave him the willingness and strength to even to stop hating his enemies.*
9. What did Maskipaton do to make things better between the Cree, other Indian tribes and the white man? *Make peace treaties.*
10. What happened terrible thing happened to Maskipaton's people that tempted Maskipaton to seek revenge? *A surprise attack by the white soldiers that killed many, even his father.*
11. Why was there a celebration in Maskipaton's village? *Signed a big peace treaty with the white men.*
12. Who did Maskipaton find out was at the celebration? *The man who killed his father.*
13. Why didn't Maskipaton seek revenge on the man who killed his father? *The Holy Spirit gave him strength to keep obeying the Lord by loving and forgiving this man.*
14. How did Maskipaton show everyone that he was forgiving this man? *He gave the man his best horse, best clothes and adopted him as his father.*
15. What happened as a result of Maskipaton's obedience? *Many white men and Indians became Christians.*

Bible Truth Connection Questions

1. What does this story have to do with our Bible Truth: **God's People Obey Him**? *Maskipaton chose to obey God even when it meant forgiving and loving the man who killed his father.*

Bible Verse Connection Question

1. What does the story have to do with our Bible Verse: **John 14:23-24**: "Jesus answered him, "If anyone loves me, he will keep my word, and my Father will love him, and we will come to him and make our home with him. Whoever does not love me does not keep my words."?
Maskipaton showed that he truly loved the Lord by obeying Him, even when it meant loving the very man who killed his father.

Life Application Questions

1. When is it hard for you to obey?
2. Have you ever tried to forgive someone who has hurt you or wronged you?
3. Who helps God's people obey, even when it is very hard? *The Holy Spirit, working in their heart.*
4. How can we become God's people? *By turning from our sins and trusting in Jesus as our Savior.*

ACTS Questions

1. What is something we can praise God for being that we learned in our story?

Praise God for being the Giver of Strength to Obey Him.

2. What is something we can confess as sin that we learned in our story? *Confess that we many times, like Maskipaton, we do not want to turn away from our sins and obey God. Many times we want to keep on living our own way.*

3. What is something we can thank God for that we learned in our story?

We can thank God for sending the Holy Spirit to work in His people's heart, that they, like Maskipaton, do turn from their sins and trust in Jesus as their own Savior. And, that they do obey God, even when it is very hard.

4. What is something we can ask God for that we learned in our story?

We can ask God to work in our hearts, helping us to turn from our sins and trust in Jesus as our own Savior. We can ask God to fill us with the Holy Spirit and give us the desire and strength to obey God, even when it is very hard.

The Gospel

1. What was the good news of Jesus that Robert Rundle risked his life to tell the Cree Indians? What is the gospel?

God is the good Creator and King of the world. He made people to worship Him and live by His good laws. But we are all sinners who have rebelled against Him. We all deserve death--God's just, eternal punishment for our sins. How terrible! But God has good news for us. In His great mercy, God sent His Son Jesus to earth to save sinners. Yes, Jesus, the perfect Son of God, left His home in heaven and became a man. He lived the perfect life that pleases God. (He's the only one who has ever done that!) He offered it up to God His Father as the perfect sacrifice for sins when He suffered and died on the cross. Then, on the third day, Jesus rose from the dead in victory. He had fully paid for the sins of God's people, so they wouldn't have to! Now all who turn away from their sins and trust in Jesus as their Savior will receive forgiveness of sins and eternal life with God. They will be His very own special people who will know Him and enjoy Him forever. We can be God's people, too, if we turn from our sins and trust in Jesus as our own Savior.

Game: People Pins

Materials

A ball
Paper and marker
10 Safety pins
Masking Tape
20+ Story Review Questions

Preparing the Game

1. Choose 20+ questions for your game from the Story Review Discussion Questions, or make up your own.
2. Use the masking tape to mark bowling pin placement on the floor as well as a bowling line.

Playing the Game

Divide the children into two teams, Team A and B. Team A will line up behind the bowling throw line, Team B will take their places on an x as a bowling pin. Attach with tape or safety pins on each "bowling pin", with number 1 on the person in front and working across the rows from side to side, so that the biggest numbers will be on the last row of "pins". Ask the first child on Team A to come up to the bowling throw line. Have the child roll the ball into the "bowling pins" Whoever is touched by the ball is considered a knocked down pin. The pin numbers on those people are added up. The bowler is then asked a question. If he can answer it correctly on his own, the team gets as many points as the value of the pins knocked down. If he can answer it with the help of his team, then the team gets half the point value. If he answers it incorrectly, it goes to the Team B for the half point value amount for a correct answer. All pins resume their positions, ready for the next player on Team A to bowl. After everyone on Team A has a turn to bowl, the two teams switch places as pins and bowlers.

Play continues until everyone has had a chance to bowl, or as time and attention span allow.

Non-competitive Option

Divide the children into two groups. Set a target point number for whole group, telling them that together they are going to see how many turns it takes to reach the target number. Have one set of children be the bowling pins and the other set take turns bowling. Once one set of children have had a turn, switch out bowling pins and bowlers. Tally number of turns on a piece of paper. When the target number has been reached, start over and try to reach the target number in fewer turns.

Optional TAKING IT TO OTHERS Activity: Quiz Questions

Have the children choose a few of the questions from the game to ask the parents/other children during TAKING IT TO OTHERS time. Help pre-readers by whispering the question in their ear and letting them ask it aloud to the parents/other children.

CASE REPLAY ACTIVITIES

Use this guide to review the Case Story and act it out for others to enjoy!

CASE REPLAY, JR: YOUNGEST CHILDREN

Description: The children will act out the story together, everyone doing the same action/sound effect at the same time. This activity is most suitable for kindergarteners.

Materials

The Case RePlay, Jr. script for younger children

Preparation

1. Read through the script and write in the blanks along the side possible actions/sound effects the children could do to act it out.

Instructions

1. Tell the children that they will be re-enacting the story together as you tell it.
2. As you read the script, lead the children in actions/sound effects to do with you.
3. If desired, you can read the script and stop at certain sentences and ask them what a good action/sound effect would be to act out what you just read.
4. Repeat the re-enactment one or two times more.

CASE REPLAY, SR: OLDER CHILDREN

Description: The children act out the story as a three-scene play. You will narrate it using the Case RePlay, Sr. script and they will act it out (no spoken words, for the most part), with each child assuming a different character's role. This activity is most suitable for first grade and up. You will review the story, then practice it a few times before performing it for others.

Materials

The Case RePlay, Sr. script
White board or other large format paper
Costumes and props

Preparation

1. Prepare for the play by choosing costumes and props for each character in the story. Decorate the area with any scenery props.
2. Write the words "Beginning," "Middle," "End" on a large piece of paper/whiteboard with plenty of space under each heading. You will use this paper to help the children think about the story as a three-scene play, as it is presented in the script.

Instructions

1. Tell the children that they will get to act out the story as a three-scene play, with a beginning, middle and end section. Tell them that before they can act it out, they need to think it out. as you narrate it with your script.
2. Take the children's answers as they recount the story, helping them put key incidents in the right order.
3. If desired, when they have filled in their Beginning, Middle, End, read through your whole (real) script, so they hear exactly what you will have them act out.
4. Then tell the children that it's time to practice acting out the story.
5. Assign parts to each child. If you are using costumes, do NOT give them out at this point. They will be a distraction.
6. Have all the children sit on the floor or in chairs on one side of the "stage," then call the characters up in place as their part in the story comes.
7. As you read the script, guide the children in where you want them to move or do to act it out.
8. After going through the whole script once, give out any costumes and props and act out the script once or twice more.

Optional TAKING IT TO OTHERS Activity: Re-enacting the Story

Read the script as the children act out together (younger) or assuming different roles (older) as the other children or the parents watch.

CASE REPLAY, JR--YOUNGER KIDS (KINDERGARTEN) P.2

Welcome to our play! The name of our story is: The Case of the Porcupine Roach.

Our story takes place out on the great, High Plains in Alberta, Canada, in the 1840's.

And now we present: "The Case of the Porcupine Roach."

Scene 1:

Cree braves bring word to the chief that kass'aq--white men and their families--have been spotted nearby. They are coming to settle in Cree territory. The Crees put on their porcupine roaches and go to fight the white man. The Crees' bows and arrows are little match for the white men's guns. Many die. More and more white men come to settle in Cree territory, taking away their land and their buffalo. Maskipaton, the chief's son, grows up hating the white man for what they have done to their people and their way of life. When he becomes chief, he fights against them even more than his father did.

Actions:

Scene 2:

Far away in England, Robert Rundle hears about how the Cree and white man hate each other. He wants to tell them both about Jesus. He leaves England and goes to Canada. Rundle decides to go live in Maskipaton's village to learn their language and write down the Bible in it for them to learn. He tells them he has come to give them a message from the Creator God that will take him a long time to write down. He asks if he can stay. Maskipaton is very suspicious of Rundle, but very curious about the Creator God's message. He allows Rundle to stay in his village. When Rundle finishes writing down his message, he invites Maskipaton to be the first to read the "Creator God's" message to the Cree. Maskipaton quickly and eagerly learns how to read. When he hears the gospel he believes, but does not want to stop hating and fighting the white man. The Holy Spirit works in Maskipaton's heart, giving him willingness to love his enemies as well as believe about Jesus. He begins to work for peace with the white man and other Indians.

Scene 3:

A surprise attack by white men on Maskipaton's village leaves many dead--including Maskipaton's father. Maskipaton keeps obeying the Lord, even though he is very tempted to seek revenge. Maskipaton leads the Indians in making a big peace treaty with the white men. He hosts a large celebration at his village. During the celebration, he is told that the man who killed his father is there. At first he wants to kill the man in revenge, but the Holy Spirit gives his strength to love and forgive him instead. He gives the man his best clothes and finest horse and adopts him as his father. He wants everyone to know that this is how Maskipaton treats his enemies because he obeys God.

Bible Truth Tie-In:

The Bible Truth we are learning is: **God's People Obey Him.** Maskipaton chose to obey God even when it meant forgiving and loving the man who killed his father.

CASE REPLAY, SR--OLDER KIDS (1ST GRADE AND UP) P.3

Welcome to our play! The name of our story is called: The Case of the Porcupine Roach.

Our story takes place out on the great, High Plains in Alberta, Canada, in the 1840's.

The characters in our story are: Cree braves; Maskipaton; Maskipaton's father; White settlers; soldiers; Robert Rundle; and, the man who killed Maskipaton's father.

And now we present: "The Case of the Porcupine Roach."

Scene 1: (Beginning)

Cree braves bring word to the chief that kass'aq--white men and their families--have been spotted nearby. They are coming to settle in Cree territory. The Crees put on their porcupine roaches and go to fight the white man. The Crees' bows and arrows are little match for the white men's guns. Many die. More and more white men come to settle in Cree territory, taking away their land and their buffalo. Maskipaton, the chief's son, grows up hating the white man for what they have done to their people and their way of life. When he becomes chief, he fights against them even more than his father did.

Scene 2: (Middle)

Far away in England, Robert Rundle hears about how the Cree and white man hate each other. He wants to tell them both about Jesus. He leaves England and goes to Canada. Rundle decides to go live in Maskipaton's village to learn their language and write down the Bible in it for them to learn. He tells them he has come to give them a message from the Creator God that will take him a long time to write down. He asks if he can stay. Maskipaton is very suspicious of Rundle, but very curious about the Creator God's message. He allows Rundle to stay in his village. When Rundle finishes writing down his message, he invites Maskipaton to be the first to read the "Creator God's" message to the Cree. Maskipaton quickly and eagerly learns how to read. When he hears the gospel he believes, but does not want to stop hating and fighting the white man. The Holy Spirit works in Maskipaton's heart, giving him willingness to love his enemies as well as believe about Jesus. He begins to work for peace with the white man and other Indians.

Scene 3: (End)

A surprise attack by white men on Maskipaton's village leaves many dead-- including Maskipaton's father. Maskipaton keeps obeying the Lord, even though he is very tempted to seek revenge. Maskipaton leads the Indians in making a big peace treaty with the white men. He hosts a large celebration at his village. During the celebration, he is told that the man who killed his father is there. At first he wants to kill the man in revenge, but the Holy Spirit gives his strength to love and forgive him instead. He gives the man his best clothes and finest horse and adopts him as his father. He wants everyone to know that this is how Maskipaton treats his enemies because he obeys God.

Bible Truth Tie-In:

The Bible Truth we are learning is: **God's People Obey Him.** Maskipaton chose to obey God even when it meant forgiving and loving the man who killed his father.

Maskipaton's Finest Horse

Description

The children will make a picture of Maskipaton's finest horse being given to the soldier.

Materials

Pictures
Card stock
Markers, Colored pencils, etc.
Popsicle Stick
Glue or Tape
Packing Tape (or Glue Gun Teacher use only)
Scissors

Preparing the Craft

1. Print out pictures of Maskipaton's horse, Maskipaton, and the soldier onto card stock, 1 set per child.
2. Set out supplies.
3. Make a sample for the children to see.

Making the Craft

1. Show children your sample.
2. Have children color in background picture, Maskipaton's horse, Maskipaton, and the soldier. Cut out the three figures.
3. Glue/tape the horse to one end of the popsicle stick.
4. Have the children (or you) cut out the slit for the horse to be slid back and forth.
5. glue Maskipaton and the soldier in place, one on each end of the slit.
6. Slip the popsicle stick through the slit. Children can move the horse back and forth between Maskipaton and the soldier.

Optional TAKING IT TO OTHERS Activity: Craft Presentation

If you are presenting the craft to other children or parents the children can hold up their crafts (or your model craft) and read their Bible Truth Connection answers to explain the importance of the craft.

CASE CRAFT**Discussion Guide****Instructions:**

As the children are settled into making their craft, ask them these questions to help them understand the craft's significance. Use the answers provided to guide the children's answers.

Discussion Questions

1. Who did Maskipaton find at the big celebration at his village? *The man who killed his father for no good reason.*

2. What did everyone expect Maskipaton to do to this man? *Kill him. Instead, Maskipaton gave him his best set of clothes and his finest horse, adopting him as his father.*

3. Why did Maskipaton do this?
To show all that he had given up his old ways of revenge and had truly turned to obey the Lord, by forgiving this enemy.

4. What is Bible Truth that we are learning?
God's People Obey Him.

5. What does our craft have to do with our Bible Truth: God's People Obey Him?
God helped Maskipaton obey his command to love his enemies. Maskipaton wanted to obey God's command because he loved God so much.

6. What can our craft help us remember?
Loving God means to obeying God's commands, even when they are very hard. God delights to help His people love Him by obeying Him.

TAKING IT TO OTHERS**Craft Presentation****Instructions:**

Have children hold up your model craft/their crafts. Choose five children (or you say) the five sections below to explain the craft's importance.

Presentation:

1. Our craft is: Maskipaton's Finest Horse.





2. In front of all the soldiers and the Crees, Maskipaton adopted as his father, the soldier who cruelly killed his father. Maskipaton gave him his best set of clothes and his finest horse to show that he had given up his old ways of revenge and had truly turned to obey the Lord, by forgiving this enemy.


3. Our Bible Truth is: God's People Obey Him.

4. God helped Maskipaton obey his command to love his enemies. Maskipaton wanted to obey God's command because he loved God so much.

5. Our craft can help us remember that loving God means to obeying God's commands, even when they are very hard. God delights to help His people love Him by obeying Him.

Note: Even non-readers can participate in presenting the craft, if you will whisper what they are to say in their ear and let them say it aloud for the others to hear.





BEFORE CLASS:**1. PICK YOUR PERSON**

VIPPs can be anyone in your church! Typically, they fall into 6 categories: Church staff, Elders, Deacons/deaconesses, Special Volunteers (people who aren't paid, but spend a lot of time helping out in particular ways), Supported Workers (aka missionaries), and Church Members.

2. GATHER YOUR FACTS

Use the VIPP Information Sheet to write down the facts about your VIPP. The information on this worksheet is used in the VIPP activities, listed in the "Choose an Activity" section below.

DURING THE ACTIVITY:**1. INTRODUCE YOUR VIPP**

Introduce your VIPP to the children, using the VIPP Information Sheet. Fill in a set of VIPP Clue Cards with the information for your VIPP. If desired, you can even have the actual person come into class for the children to meet.

Need help describing what someone does for the church in a kid-friendly way? Check out the list of common VIPPs on the Praise Factory website in the PFI resources. There are lots of kid-friendly descriptions for common VIPP's, such as pastors, elders, deacons and a lot more.

2. PRAY!

Lead the children in praying for the VIPP. Ask the children if they would like to pray for one of the VIPPs prayer requests. Even non-readers can pray for the VIPP if you whisper the prayer request in their ear, then let them say it aloud. Never force a child to pray!

3. CHOOSE AN ACTIVITY

There are two activities you can use to help the children learn about the VIPP:

VIPP Clue Cards: These are nine coloring sheets in which children fill in the nine things they learn about the VIPP from the VIPP Information Sheet. Photocopy a set of each child. Use as few or as many of these Clue Cards as you desire. They are found in the back of this book.

VIPP Game: This is a game that uses a set of Clue Cards for one or two VIPPs.

Choose a VIPP and fill in his/her information on the VIPP Information Sheet. Fill in a set of VIPP Clue Cards with the information for your VIPP. Tell the children about the VIPP, having them fill in the VIPP Clue Cards with the key facts as they learn them. Write any words the children need to write on a white-board or other piece of paper so they can see how to spell them. Help younger children write these words on their clue cards. Ideas for how to tell the children about many common VIPPs are listed at praisefactory.org with the resources for this Bible Truth.

Optional TAKING IT TO OTHERS Activity: Introduce and Pray for the VIPP

If you are presenting the VIPP to other children or parents you can assign children to hold up the 10 clue cards and say what each card tells about the VIPP. (Or, you can have the children hold them up as you tell what each one means.) Then lead the children in praying for the VIPP.

Game: Over, Under and Throw

Materials

Information Sheet for one VIPP

2 Set of Clue Cards

8 8.5" x 11" Manilla Envelopes

Nerf Ball or other soft ball for indoor use

Box or basket big enough for the envelopes to fit in and the ball to land in.

Preparing the Game

1. Fill in one set of clue sheets for the VIPP you are using.
2. Tape the other (blank) set of Clue Cards to the outside of the manilla envelopes.
3. Put the filled-in clue cards in the corresponding envelope.
4. Put all the Clue Cards envelopes in a bag, except for the ones with the names and pictures of the VIPPs.
5. Place the envelopes in the basket, a good shooting distance from where the child at the head of the line will stand.

Playing the Game

Reveal: Tell the children about the VIPP, showing them your filled-in clue cards as you tell about them.

Review: Have the children line up, all facing forward. Give the ball to the last child in line. At your signal, have them pass the ball to the next child with an overhead pass; then that child passes the ball through the legs of the next child, etc. until the ball reaches the first child. The first child in line then tries to make a basket. If he succeeds, he gets to go up and pick out an envelope to open. The teacher (or the child) tells the Clue Card category. The other children try to remember what the VIPP's answer was. Open it up and see if they got it right. If they did, the Clue Card is retired. If not, it can be added back with the Clue Cards in the basket. Game continues until all the envelopes have been retired or as time or attention span allows.

VIPP INFORMATION SHEET

VIPP NAME:

WHAT VIPP LOOKS LIKE

Man or Woman? _____

Hair color? _____

Eye color? _____

FAVORITE ANIMAL

FAVORITE FOOD

FAVORITE FREE TIME ACTIVITY

WHAT VIPP DOES DURING WEEK

VIPP GROUP OF SERVICE:

Church Member

Deacon

Elder

Church Staff

Special Volunteer

Supported Worker
(Missionary)

3 WAYS VIPP SERVES CHURCH

3 WAYS TO PRAY FOR THE VIPP

BIBLE TRUTH 6, LESSON 3: PLANNER/OVERVIEW

GETTING STARTED: Welcome and Opening Songs (*introduce unit and get kids moving with these songs*)

Welcome to Praise Factory: PFI: Praise Factory Investigators Theme Song *PFI ESV Songs 12, Track 1*

Rules to Help Us Worship God and Love One Another: WoGoLOA Classroom Rules Song
PFI ESV Songs 12, Track 2

Big Question Under Investigation: Big Question 12 Songs *PFI ESV Songs 12, Tracks 3,4*

Big Question Bible Verse: Ephesians 5:1-2 Song: *PFI ESV Songs 12, Track 5*
Extra Bible Verse Song: Let Everyone Who Names the Name: 2 Timothy 2:19,22, ESV PFI ESV Songs 12, Track 6

DIGGING DEEP DOWN: Key Concept and Story (*introduce the Bible Truth and tell the related story*)

Bible Truth 6: God's People Obey Him

Bible Truth Hymn: Take My Life and Let It Be, v.4 *PFI ESV Songs 12, Track 22*

Bible Verse: John 14:23-24

Bible Verse Song: If Anyone Loves Me *PFI ESV Songs 12, Track 23*
Extra Bible Verse: Jesus Answered: John 14:23-24, ESV PFI ESV Songs 12, Track 24

Lesson 3 New Testament: The Case of the Lazy Listeners
Matthew 4-7

TAKING ACTION: Response Activities (*choose from among these activities*)

Snack and Discussion Planner: Broken Down House

ACTS Prayer: Prayer Sheet

Bible Truth Review: Discussion Questions and Game: Enemy Invaders

Bible Truth Hymn: Take My Life and Let it Be, v.4 *PFI ESV Songs 12, Track 22*
Song, Sign Language and Song Game: Pass the Secret Sign **PFI ESV SONGS 12 BOOK or ONLINE**

Bible Verse Review: John 14:23-24 Discussion Sheet and Game: Day at the Beach

Bible Verse Song: If Anyone Loves Me John 14:23 *PFI ESV Songs 12, Track 23*
Song, Sign Language and Song Game: Mimic Me! **PFI ESV SONGS 12 BOOK or ONLINE**

Story Review: Discussion Questions and Game: Yes, No & Go!

Case Replay, Jr: Drama Activity for Youngest Children (children do same story actions together)

Case Replay, Sr: Drama Activity for Most Children (children re-tell story with individual parts)

Craft: House on the Rock and House on the Sand

VIPP (Very Important Prayer Person) Prayer Time: Coloring Sheets (back of book) and Game: Stop and Go

TAKING IT HOME: Take Home Sheet for Review and Family Devotions

PFI Pronto: Bible Truth 6, Lesson 3 **PFI ESV PRONTOS 12 BOOK or ONLINE**

The Case of the Lazy Listeners *Matthew 4-7; Daniel 1,6*

by Connie Dever

Our story is: The Case of the Lazy Listeners. As you listen to the story, see if you can figure out:

1. Who were the lazy listeners? Who were they listening to? How were they lazy?
2. What did they need to do if they were to truly follow God?

This story takes place during New Testament times, when Jesus lived on earth.

Walk, walk, walk! Talk, talk, talk! It seemed that was all Jesus and his disciples had been doing lately. Walking up and down hill after hill; on just about every dusty, hot road of Galilee, Jesus had led his disciples, talking about the Kingdom of God and healing every kind of sickness imaginable. Now they were back home in Capernaum again.

Now that Jesus had amazed all of Galilee with his powerful preaching and healing, news spread far and wide about Him. All over Israel and even in the other nearby countries, many were talking about Jesus:

“Did you here about Jesus, the new teacher from Galilee? He teaches like He knows exactly what God thinks—not at all like the other teachers,” someone would say.

“Yes, but His healings are what amaze me!” another would answer. “I hear that He heals sicknesses that have never been healed before!”

So they didn’t just talk about Jesus, they walked to Capernaum where He was—by the hundreds! They wanted to hear Jesus themselves. They wanted to bring their sick family and friends for healing.

When Jesus saw the crowds, He led them away from Capernaum to Mt. Eremos, a broad, grassy hill that overlooked the sparkling, blue Sea of Galilee. He healed the sick among them and He taught them about God and how He wanted His people to live.

Some of the things Jesus told them were things everyone was pleased to hear and eager to obey: “Don’t worry about whether you will have the things you need. Keep seeking God’s kingdom and obey Him. He promises to take care of all your needs,” Jesus told them. “Ask and it will be given to you; seek and you will find; knock and the door will be opened to you. Everyone who asks, will receive. Whoever seeks, will find; and whoever knocks,

the door will be opened...Which of you, if his son asks for bread, will give him a stone? Or if he asks for a fish, will give him a snake? If you know how to give good gifts to your children, though you are sinners. Then how much more will your perfectly good Heavenly Father give good gifts to those who ask him?” Jesus told them.

No one minded hearing Jesus teach these kinds of things. They all wanted God to take care of all their needs and that He delighted to answer their prayers.

But Jesus also told them other, difficult things that weren’t so pleasant to think about:

“Blessed are you when people insult you, persecute you and falsely say all kinds of evil against you because of me”—but who wanted to be persecuted?...And He told them, “You’ve been told it’s wrong to murder someone, but I tell you that when you hate someone in your heart, it’s like murdering them. Even just calling someone a bad name like a fool, is enough of a sin to make you deserve hell...Love your enemies and pray for those who persecute you”—were they really to love their enemies, was it really wrong to hate them? ...“If you do not forgive men their sins even though they do not deserve it, God will not forgive your sins”—did they really have to stop hating their enemies, but love and forgive them, instead? No one liked to hear things like these shocking teachings of Jesus.

Walk, walk, walk! Talk, talk, talk! Hundreds of people had walked to Jesus to have Him heal their sick. They listened to Him talk all day. They even loved to talk to each other about what He said. But was that it? Was that all there was to pleasing God? No, it was not! Jesus knew that if someone wanted to truly be one of God’s people, they had to do more than walk and talk—they needed to obey. So Jesus told them a story to help them

Story-telling Tips

Ahead of time:

1. Read the Bible verses and story. Pray!
2. Create story cue cards on index cards (or highlight text).
3. Practice telling story dramatically, timing your presentation. Shorten, if necessary to fit your allotted time.
4. Decorate area with story props that help bring your story alive.

During your presentation:

1. Maintain as much eye contact as possible as you tell the story. Point to/use props at important points in the story. Include the kids in your story with a few questions about what they think will happen or words/concepts that might be new to them.
2. Watch the kids for signs that their attention span has been reached. Shorten, if necessary.

understand. It went something like this:

"Once there were two men, Mr. Wise Man and Mr. Foolish Man," Jesus told them. "Each had decided to build a new house for their families down there near the shore of the Sea of Galilee. Together they found the perfect spot to build.

"Look here, Mr. Foolish Man, at this wonderful spot to build our houses," Mr. Wise Man told Mr. Foolish Man. "Not only is the view of the Sea beautiful, but there is a nice stream near by from which we can get fresh water for our families and animals."

"You are right, Mr. Wise Man. What more could we want than this," Mr. Foolish Man replied. "Let's begin building right away."

Each man gathered his building supplies--wood, stone, shovel, hammer—then began construction. First the foundation would be laid, then the stone walls, and at last the roof of flax and wood would be put down.

Mr. Wise Man heaved his shovel up and down, working hard to break through the hardened sand on the surface. This was the most difficult part of building a house. It would take days to dig down deep enough and wide enough to make a rock foundation for his entire house. Before long, Mr. Wise Man was covered in sweat from all the hard work. His back and arms ached terribly, too. He wished there was an easier way to build a good house, but he knew that he would be glad that he had laid his foundation upon rock when the strong winter storms came. So on and on he kept digging.

You can imagine the surprise Mr. Wise Man had when he went to check up on Mr. Foolish Man's progress only to find that he was already laying the stone walls of his house!

"What's this? Already finished your foundation and on to building walls? Tell me your secret?" Mr. Wise Man asked Mr. Foolish Man. "How did you ever get through that hard-packed sand so quickly? I would give anything to be done!" Mr. Wise Man exclaimed.

"Well," answered Mr. Foolish Man, sort of ashamed, "the truth is, I started to dig down through that sand, just like you, but it was such hard work I could hardly stand it. And then it hit me: 'Why are you killing yourself by digging down to the rock. This ground here is every bit as hard. Why shouldn't it support my house just

fine?' So I started laying my wall stones and look here," he said proudly pointing to his house, "My house is nice and sturdy, as you can see. I shall be finished in no time at all. Why break your back, my friend. Build your house on the sand like me. Save yourself the backache!"

Mr. Wiseman looked back over at the puny start he had made on his house and was discouraged. "What a long way I have to go. Why, it will take me days just to clear the sand off the rock," Mr. Wise Man thought. "Then I have all the building to do after that! Perhaps I should listen to my neighbor here. But what will happen in winter when the rain and winds come? Will this sand really stay as solid, as it is now?" he wondered.

"Well, Mr. Foolish Man, it sure would be nice to not to have to dig down through this hard sand any more. But, this is how all the wise builders have built their houses, so I think I shall keep at it," he finally told his neighbor.

Soon Mr. Foolish Man had finished building his house. and happily settled his family in their new home. But Mr. Wise Man kept on working and working.

It wasn't until much later that tired Mr. Wise Man finally put the finishing touches on his house. It had taken him such a long time to do things the Wise way, but at last the job was finished. Mr. Wise Man proudly led his family to their new house near the Sea and settled in, just as Mr. Foolish Man had done with his family.

Before long the hot, dry days of summer turned windy and rainy. Mr. Wise Man and Mr. Foolish Man awoke one morning to the sound of the rain beating down on their roofs and the wind blowing hard against their walls. All day long the storm beat down on the houses. The friendly, little stream that had given fresh water to their families now turned into an angry, roaring flood. It swept over its banks and swirled over the land and even rose up the walls of the houses of Mr. Wise Man and Mr. Foolish Man. And all the time, it soaked deeper and deeper into the dry, hard sand, softening it up into a sloshy, wet mush.

Mr. Wise Man and his family slept dry and safe in their house all night long. No wet sand or strong winds could shake that house off its stone foundations. But it was an entirely different story for Mr. Foolish Man and his family. His house tumbled down with a crash in flooding waters and gusty winds, for the mushy sands

were no real foundation at all, and he lost everything.”

When Jesus finished his story, he looked around at the crowds listening and said, “Everyone who hears these words of mine and puts them into practice is like a wise man who built his house on the rock. If someone is truly one of God’s people, it will show in his or her life. Many people might say they are God’s people, but only those who obey really are.”

“Don’t be the kind of person who just walks here to have Me heal your sick; or talks about what he heard Me say,” Jesus told them. “Be the kind of person who obeys My words,” Jesus told them. “Live your lives according to what I’ve told you. If you do, will be ready for whatever hard things happen to you in this life—just like the house built on the sturdy rock could last through the storm.”

Cracking the Case:

It’s time to answer our Case Questions.

1. Who were the lazy listeners? Who were they listening to? How were they lazy?

Some of people in the crowds who followed Jesus. They were listening to Jesus. They liked to hear what He had to say, but did not necessarily obey God’s Word.

2. What did they need to do if they were to truly follow God?

They needed to remember God’s Word and obey it, not just listen to it and forget it.

Something For You and Me

Our Bible Truth is: God’s People Obey Him

Our Bible Verse is: John 14:23-24

“Jesus answered him, “If anyone loves me, he will keep my word, and my Father will love him, and we will come to him and make our home with him. Whoever does not love me does not keep my words.”

Walk, walk, walk. Talk, talk, talk. All the crowds walked home, healed and talking about all they had seen and heard. I wonder how many of them went home and, like the wise man in Jesus’ story, chose to build their lives on the only thing that would stand against anything that happened to them-- obedience to Jesus’ words? How many remembered to pray, to seek God’s kingdom, to love and forgive their enemies? Or how many simply went home enjoying their healed bodies, but

forgetting to obey Jesus’ words, just as the foolish man chose to build his house in the sand? The Bible doesn’t tell us.

But what about you and me? We’ve heard Jesus’ words and we have listened to stories of his amazing healings. Who will we be like: the wise man or the foolish man? Let’s praise God for giving us His words so we can know how to obey Him. Let’s ask Him to help us to not just listen to His words, but obey them. Let’s ask Him to help us to turn from our sins and trust Jesus as our own Savior. Let’s ask Him to fill us with His Holy Spirit to give us the desire and strength to obey His good words.

Close in prayer.

Closing ACTS Prayer

A God, we praise You for being the Giver of Your Good Word and the Giver of Strength to Obey It.

C God, we confess that many times we have heard Your Word but do not want to obey it. We want to live life our own way. We need a Savior!

T God, we thank You for giving us Your Word so that we can know how to obey You. Thank You for the Holy Spirit who lives inside Your people and help them have faith in Jesus and to obey Your Word.

S God, work in our hearts! Help us to turn away from our sins and trust Jesus as our own Savior. Fill us with His Holy Spirit that we would be those who keep on obeying God’s Word all their lives.

ACTS PRAYER ACTIVITY

Use this sheet to write down your ACTS Prayer

Instructions:

Use this sheet to help the children apply the Bible Truth into a prayer. You can use the ACTS provided or even better, have the kids think of their own applications. Also have the children add their personal requests to the prayer, too. Lead the children in the prayer or let them pray sections, with your help. Never force a child to pray! Non-readers can participate by you whispering a section of the prayer into their ear and allowing them to pray it aloud for the group.

ADORATION:

God, we praise You for being Perfectly Good and a Joy to Obey.

God, we praise You for being.....

Add your own Adorations:

CONFESSION:

God, we confess that many times we do not obey You as we should or as You deserve us to, as our King and God. Too many times we choose to do what we want to do instead of obeying You. We need a Savior to save us from our sins!

God, we have sinned against You....

Add your own Confessions:

THANKSGIVING:

Thank You, God for all showing how great is Your love for sinful people by sending Jesus to be the Savior of all those who would ever turn from their sins and trust in Him as their own Savior. Thank You for sending Your Holy Spirit to help us obey You.

God, we thank You for...

Add your own Thanksgivings:

SUPPLICATION:

God, work in our hearts that we might turn away from our sinful disobedience and turn to You and Your good ways. Help us trust in Jesus as our own Savior. Fill us with Your Holy Spirit and help us obey You.

God, we need Your help...

Add your own Supplication:

SNEAKY SNACK

Can you figure out how this snack ties in with our case?

Snack: Broken Down House

Cups of Sugar-free pudding sand (chocolate "mud" or vanilla/banana/butterscotch "sand") with crumbling graham cracker piece walls stuck in it (can use graham cracker sticks or pieces of sheet style). Can add teddy graham "people" if you want..

This is only a suggestion. Feel free to modify. Be mindful of allergy issues among your children!

Case Tie-in: Jesus told a story to the crowds of people listening to him to help them understand that they need to not just listen to God's Word and to His teachings, but obey them. If they only listen to them, they will not truly be depending upon God or living like one of His people. They can expect to be unprepared for what happens to them in life, just like a house build on the sand will be unprepared to stand against a big storm.

SOUL FOOD

Food for thought during snack time

1. What does the snack have to do with the story?

Choose a few questions from the other activity discussion sheets to talk about during this snack time.

2.

3.

4.

5.

6.

7.

Directions: Read and discuss Bible Truth, using a FEW of the questions. Play game. Feel free to modify the game to fit your children.

God's People Obey Him

Ever since Adam and Eve rebelled in the beginning, all people have chosen to disobey God and His good ways. This disobedience shows in our hearts. Many times, we think we know better than God. We tend to think about ourselves and what we want, most of all. This disobedience also shows up in our lives. We love to get our own way. We choose to say and do things that please us, even if they don't please God. Even if they hurt others.

But God's people seek to be different. They understand that they are sinners and deserve God's punishment. They confess their sins to God and desire to turn away from disobeying Him. (That's what it means to repent of our sins.) They trust in Jesus as their Savior. They want to start a new life of living to please God by obeying Him. God gives them faith in Him and forgives their sins. He gives them a new heart filled with the Holy Spirit. The Holy Spirit helps them to love God and please Him. He helps them want to obey God in their heart. He helps them to love God and live to please Him with their lives.

The Bible tells us this is how we can know if we love God: if we are not just trusting in Jesus as our Savior, but are also seeking to obey Him as our Lord.

Understanding the Bible Truth

1. When did people start to disobey God? *From the very beginning, with Adam and Eve.*
2. Who has chosen to disobey God from the time of Adam and Eve? *All people.*
3. How does our disobedience to God show in our hearts? *Many times we think we know better than God. We tend to think about ourselves and what we want, most of all.*
4. How does our disobedience to God show in our lives? *We love to get our own way. We choose to say and do things that please us, even if they don't please God. Even if they hurt others.*
5. How are God's people different? *They are sinners, but they want to love and please God. They have been given new hearts filled with the Holy Spirit. He changes their hearts and helps them to love and please God. He helps them obey God.*
6. Do God's people obey God perfectly? Why or why not? *No. They are still sinners with sinful hearts.*
7. Who gives God's people the strength to obey God? Able to obey Him while others cannot? *The Holy Spirit living in their hearts.*
8. How does the Bible say we can know if we love God? *If we are trusting in Jesus as our Savior and obeying Him as our Lord.*
9. How can God help us to obey Him? *When we turn from our sins and trust in Jesus as our Savior. He will fill our hearts with the Holy Spirit and help us obey God more and more.*

Bible Verse Connection Question

1. What does our Bible Truth have to do with our **Bible Verse: John 14:23-24**: "Jesus answered him, "If anyone loves me, he will keep my word, and my Father will love him, and we will come to him and make our home with him. Whoever does not love me does not keep my words."?"

In these verses, Jesus teaches that love for God is more than just a good feeling in our hearts or saying that we love Him. True love for God shows itself by obeying Him. This is the kind of person who gets to know the wonderful fellowship of God through His Holy Spirit living in their heart.

Bible Truth Story Connection Questions

1. Why did Jesus tell the people the story of the Two Builders? *Because he knew that many people had come to Him for healing or just to be amazed by His teaching. He knew that would never be enough to make someone one of His people. They needed to obey His words.*
2. According to Jesus' story, when (in this life) will we see the greatest difference in whether we obeyed Jesus' teachings or not? *When very hard things happen to us. Those who obey Jesus will endure even through the hardest trials, while those who do not will not have the strength they need.*

Life Application Questions

1. How can we have the Holy Spirit work in our lives? *We must turn from our sins and trust in Jesus as our Savior. He will fill us with His Spirit, cleansing our hearts and then working inside to help us to love God and live lives that please Him.*

ACTS Questions

1. What is something we can praise God for because of this Bible Truth?

Praise God for being Perfectly Good and a Joy to Obey.

2. What are sins we can confess to God because of this Bible Truth?

Confess ways that we haven't obeyed Him this week.

3. What is something we can thank God for because of this Bible Truth?

Thank God for helping His people to obey Him, through the Holy Spirit working in their hearts.

4. What is something we can ask God for because of this Bible Truth?

Ask God to work in our hearts that we might turn away from our sinful disobedience towards Him and trust in Jesus as our own Savior. Ask God to fill us with His Holy Spirit and help us obey Him. Ask God to help us obey Him in specific areas in which we especially need help.

The Gospel

1. We are all born sinners. We disobey God and deserve God's punishment. What hope is there for sinners like us? What is the gospel?

God is the good Creator and King of the world. He made people to worship Him and live by His good laws. But we are all sinners who have rebelled against Him. We all deserve death--God's just, eternal punishment for our sins. How terrible! But God has good news for us. In His great mercy, God sent His Son Jesus to earth to save sinners. Yes, Jesus, the perfect Son of God, left His home in heaven and became a man. He lived the perfect life that pleases God. (He's the only one who has ever done that!) He offered it up to God His Father as the perfect sacrifice for sins when He suffered and died on the cross. Then, on the third day, Jesus rose from the dead in victory. He had fully paid for the sins of God's people, so they wouldn't have to! Now all who turn away from their sins and trust in Jesus as their Savior will receive forgiveness of sins and eternal life with God. They will be His very own special people who will know Him and enjoy Him forever. We can be God's people, too, if we turn from our sins and trust in Jesus as our own Savior.

Game: Enemy Invaders

Materials

Index cards of two different colors (or use red and black playing cards, such as hearts and spades)
 Bible Truth Questions
 String or yarn
 Two chairs
 Masking Tape

Preparing the Game

1. Choose 20+ questions for your game from the Bible Truth Discussion Questions, or make up your own.
2. Write the Bible Truth questions on small thin strips of paper (or make a photocopy of the Bible Truth Discussion Questions and simply cut them into strips) and put them in the bag/bowl.
3. Tie an end of the string to each chair and draw the line across the room where the teams will be. Preferably this line will be about 4' above the ground.
4. Tape a line about 6' to 9' from the string on each side.
5. Cut cards in half along the long side, making them about the same size as playing cards.

Playing the Game

Divide the children into two teams and have them stand (or kneel to make it even harder!) on their team's line. Give each child an index card, the same color for the children on one team. At your signal, have them try to toss their cards over the line and into their "enemy's" territory on the other side. Add up how many cards fell on each side. That is how many points they can win by answering a question. Choose a question for each team. If the team gets it wrong, the question goes to the other team for an extra point. Distribute the cards and play again.

Game continues as number of questions, time, and attention span allow.

Non-competitive Option

Set a target number of points for the whole group. Challenge the children to see how many turns it takes score the target number of points. Once the target has been reached, start the game over and see how many turns it takes to reach the target the second time.

Optional TAKING IT TO OTHERS Activity: Quiz Questions

Have the children choose a few of the questions from the game to ask the parents/other children during TAKING IT TO OTHERS time. Help pre-readers by whispering the question in their ear and letting them ask it aloud to the parents/other children. Make sure you read the Bible verse aloud before you ask your questions.

Directions:

1. Write words to song in large print before class.
2. Play the song for the children, helping them follow along on the song sheet.
3. Discuss the song, using a few questions from the discussion sheet. *Don't use them all!*
4. Introduce sign language for key words of your choice from sign language sheet for your song. Use as few or as many as you think the children can learn.
5. Sing and sign the song. Sign language as well as large format lyrics and sheet music are found in the PFI Unit Songbook or online.
6. If desired, play the Song Game.

Optional TAKING IT TO OTHERS Activity: Presenting and Singing the Song

1. Sing and sign the song, encouraging the watching children/parents to join in.
2. Ask the class some of the questions listed below. The Bible Truth Connection Question is particularly good to help them understand how the song ties in with the Bible Truth.

Take My Life and Let it Be

Verse 4

Take my will and make it Thine,
It shall be no longer mine;
Take my heart, it is Thine own,
It shall be Thy royal throne,
It shall be Thy royal throne.

Listen to it on PFI ESV Songs 12, Track 22

Understanding the Song

1. What is a "will?" *It is your desire to do something.*
2. What does "Thine" mean? *An old English word, meaning "Yours", often used to show a special honor towards God.*
3. Who does the song writer want his will to be instead of his own? *The Lord's.*
4. How would what you do be different if you followed the Lord's will, instead of just your own? *Many times we might want (will) to be selfish or mean, while the Lord would call us to think of the needs of others or forgive. To make your will the Lord's, would be to turn away from what your will wanted and do what He wanted you to do instead.*
5. What is your heart? *It is not the physical heart in your body that beats. It is your spirit—the part of you that you cannot see that can love and know God.*
6. What does it mean to make your heart the Lord's "royal throne?" *It doesn't mean that He comes and sits on your heart. A throne is the place from where a king makes good decisions for his kingdom. To give your heart to the Lord for a throne means to let His good decisions be the decisions that guide your very heart—how you will treat others, how you will live your life.*

Bible Truth Connection Question

1. How does this song relate to our Bible Truth: **God's People Obey Him?**

Obedience to God means choosing to have our wills and our hearts be guided by God's good ways instead of following our own sinful ways. This is not something we can do in our own strength. We have to turn from our sins and trust in Jesus as our Savior. We must ask Him to take our wills and our hearts and make them want to joyfully obey His good ways. God delights to answer prayers like these! He promises to answer them!

Story Connection Question

1. How does this song relate to today's story? *Jesus knew that it was never enough to just to be healed by Him or listen to His teachings. He knew that the people needed turn away from their sins and trust Him as their Savior. They needed to obey His words: allowing their wills and hearts to be guided by His good ways rather than their own sinful ways. If they did, then they would be sustained through even the hardest "storms" of life. No matter what happened to them, they would remain safely protected by God and His people to the end of their days.*

Bible Connection Question

1. What does this hymn have to do with our Bible Verse: **John 14:23-24**: "Jesus answered him, "If anyone loves me, he will keep my word, and my Father will love him, and we will come to him and make our home with him. Whoever does not love me does not keep my words."?"

This hymn is a prayer to God that He would take our wills and help us to obey Him. This is the kind of prayer that someone prays when they turn from their sins and trust in Jesus as their Savior. God delights to answer this kind of prayer by sending the Holy Spirit to work in the person's heart and help them to obey Him. He will give them close fellowship with Him.

Life Application Questions

1. How can God's people be affected by the message of this song?

They can praise God giving them the honor of obeying Him. They can ask Him to fill them with His Holy Spirit and to take their wills and their hearts and make them obedient to His good ways.

2. How can we become God's people? *By turning away from our sins and trusting in Jesus as our Savior.*

ACTS Questions

1. What is something we can praise God for from this hymn?

Praise God for being the King who deserves to be obeyed by all.

2. What are sins we can confess to God from this hymn?

That many times we do not want God to make our heart His throne. We do not want to obey Him. We want to do things our own way. We deserve His punishment! We need a Savior!

3. What is something we can thank God for from this hymn?

We can thank God for working in the hearts of His people, helping them to turn away from their sins, trust Jesus as their Savior, and fill their hearts with a desire to obey Him more and more.

4. What is something we can ask God for from this hymn?

That God would take our heart and our will and make it His, by giving us faith to trust Him as our Savior and by giving us the desire and strength to obey Him.

Gospel Question

1. We all are sinners. Our heart and our will choose to do things our own way, not God's way. We deserve God's punishment. Is there any hope for us? What is the good news of salvation through Jesus? What is the gospel?

God is the good Creator and King of the world. He made people to worship Him and live by His good laws. But we are all sinners who've rebelled against Him. We all deserve death--God's just, eternal punishment for our sins. How terrible! But God has good news for us. In His great mercy, God sent His Son, Jesus to earth as a man to save sinners. He lived the perfect life that pleases God. (He's the only one who's ever done that!) He offered it up to God His Father as the perfect sacrifice for sins when He suffered and died on the cross. Then, on the third day, Jesus rose from the dead in victory. He had fully paid for the sins of God's people, so they wouldn't have to! Now all who turn away from their sins and trust in Jesus as their Savior will receive forgiveness of sins and eternal life with God. They will be His very own special people who will know Him and enjoy Him forever. We can be God's people, too, if we turn from our sins and trust in Jesus as our own Savior.

Song Game: Pass the Secret Sign

Materials

Sign Language signs used in song, particularly choose words with important meanings you want the children to learn, such as "grace", "redeem", etc.

Bag or bowl

Blindfold

Preparing the Game

1. Cut out signs and put in bowl.

Playing the Game

1. Practice the song and signs until the children know them well.
2. Have all the children stand in a tight circle, except one, "It," who will stand in the middle of the circle, blindfolded.
3. Have the children in the circle to put their hands behind their backs. Choose a sign from the bag and hand to a child in the circle, still keeping hands behind their backs, not looking at the sign.
4. When "It" says "Pass the Secret Sign", the children will begin to pass the sign around behind their backs.
5. When "It" says "Stop the Passing!" the child who has the sign freezes with the sign behind his back.
6. The child with the sign brings it around and looks at it. You can help the child practice the sign.
7. Then take the blindfold off of "It", watch the child with the card do the sign, then have "It" guess the name of the sign. (If desired, "It" can ask another child in the circle for help with their guess.)
8. The holder of the sign then becomes "It." Sing the song with all the signs, then repeat.

choose a FEW questions for discussion, then choose the game and/or music activity

Meditation Version: John 14:23-24

"Jesus answered him, "If anyone loves me, he will keep my word, and my Father will love him, and we will come to him and make our home with him. Whoever does not love me does not keep my words."

Alternate Memory/Games Version: John 14:23,24

"If anyone loves me, he will keep my word...Whoever does not love me does not keep my words."

Understanding the Bible Verse

1. What did Jesus say that someone will do if they love Him? *Obey His words, His teaching.*
2. What sorts of things did Jesus teach that God's people should do? *To love the Lord with all your heart, mind, soul, and strength; to love your enemies; to do to others as you would have them do to you; etc.*
3. Who is Jesus' Father? *God the Father.*
4. What does Jesus promise His Father will do to those who love and obey Him? *He will love him and they will come to him and make their home with him.*
5. What does it mean that Jesus and His Father will come to him and make their home with him? *It doesn't mean that Jesus and the Father will build a house out of wood or brick for them all to live in. It means that they will become like family to him. They will send the Holy Spirit to live in that person's heart, so that he can know God. This is the fellowship of the Holy Spirit.*
6. If someone does not obey Jesus' words, what does that show about what they think about Jesus? *It shows they do not love Him.*
7. Since everyone—even Christians—are sinners who disobey Jesus' teachings, does that mean that they do not love God? *Yes and no. We are all sinners and it is only by God's work in our hearts that any of us obey Jesus' teachings. But, Christians are different in their disobedience because they seek to obey God and are grieved when they disobey Him. It is their hearts desire to obey Him. Also, obedience rather than disobedience is what is typical of their lives—unlike people who are not Christians. Lastly, the Holy Spirit is at work in the heart of Christians to help them to obey more and more.*

Bible Truth Connection Question

1. What does this verse have to do with the **Bible Truth: God's People Obey Him?**

God's people obey Him because they love Him with a love that He has given them through the Holy Spirit. They no longer want to live just for themselves. They want to please and obey Him.

Story Connection Questions

1. What does the verse have to do with our story? *Many people came to have Jesus heal them and to hear His teachings, but Jesus wanted them to know that it was only those who heard His words and obeyed them that truly loved Him and were His people.*

Life Application Questions

1. How can we apply this verse to our lives? *We can ask God work in our hearts that we would turn away from our sins and trust in Jesus as our Savior. We can ask Him to fill us with His Holy Spirit, giving us hearts that love Him and obey Him.*

ACTS Questions

1. What is something we can praise God for from this Bible Verse?
Praise God for being the God Who Makes His Home with His People—Who Wants Close Fellowship with Them.
2. What are sins we can confess to God from this Bible Verse?
That we are all sinners. None of us obey God as we should. We deserve God's punishment! We need a Savior!
3. What is something we can thank God for from this Bible Verse?
We can thank God for giving His people the Holy Spirit to help them to obey Him more and more.
4. What is something we can ask God for from this Bible Verse?
We can ask God to work in our hearts that we would turn away from disobeying Him and trust in Jesus as our own Savior. We can ask God to fill our hearts with the Holy Spirit that we might obey God more and more.

The Gospel

1. None of us love God as we should. None of us deserve for God to come and make His home with us. But God in His mercy made a way for us. How can we be saved? What is the good news of Jesus? What is the gospel?

God is the good Creator and King of the world. He made people to worship Him and live by His good laws. But we are all sinners who have rebelled against Him. We all deserve death--God's just, eternal punishment for our sins. How terrible! But God has good news for us. In His great mercy, God sent His Son Jesus to earth to save sinners. Yes, Jesus, the perfect Son of God, left His home in heaven and became a man. He lived the perfect life that pleases God. (He's the only one who has ever done that!) He offered it up to God His Father as the perfect sacrifice for sins when He suffered and died on the cross. Then, on the third day, Jesus rose from the dead in victory. He had fully paid for the sins of God's people, so they wouldn't have to! Now all who turn away from their sins and trust in Jesus as their Savior will receive forgiveness of sins and eternal life with God. They will be His very own special people who will know Him and enjoy Him forever. We can be God's people, too, if we turn from our sins and trust in Jesus as our own Savior.

Game: Day at the Beach

Materials

- Bible verse written up in large print so that all can see
- 2 large pieces of paper or poster board
- 10 or so various beach items, per team
(shells, sunglasses, beach balls, lotion bottle, fish, sand bucket, shovel, etc.)
- Paper, marker
- 1 towel (preferably beach towel) per team

Preparing the Game

1. Make copy of the verse per team and cut it apart into as many parts as many pieces as beach articles per team. Number this verse pieces in order and tape them to the beach articles.
2. Make a sign per team of the verse. If you have a lot of non- or early readers, write the verse in easy to read print, numbering each word/section that correspond to the sections on the cut-up version of the verse. If your children are all proficient readers, do not write the verse on the poster board, but simply draw lines and number them 1-10, corresponding to the 10 verse pieces.
3. Write down and cut out the numbers used on the verse pieces and put in a little bag or jar.
4. Use masking tape to mark starting line.
5. Tape the numbered verse pieces to the beach items and make a pile for each team at the far end of the relay area.
6. Place a towel at the starting line for each team.

Learning the Verse

Some or all of your children may be non- or early readers. Teach the verse in sections, having them say it after you. Repeat a few times. Add clapping or other movement as they say it.

Directions

1. If desired, lead the children in a discussion of a **FEW** of the most important questions before beginning game.
2. Explain the game to them as follows:
WARNING: Limit the children to walking quickly if you have a slick floor.
Divide the children into teams. Explain everyone will say the verse together, then you will pull out a number from your bag. The first two children in each line will rush down to the other end of the relay area with the ends of the towel in each partner's hands. The partners are to say the verse to the leader, then they are to find the beach item with the corresponding number in their beach towel for them to carefully carry back to the "beach house" (start). If they drop it, they have to go all the way back and start again. When all items have been retrieved, they are to place them in verse order. The team will then put all the pieces in verse order. If working with less confident readers, point out to them that they can use the sign you made and the numbers in the verse pieces as hints to help them line it up properly. After getting it in order, the team will finish by saying the verse all together. The first team to do so, wins.

Non-competitive Option

Don't split the children into teams. Have only one set of beach items. Have the children take turns retrieving the items in pairs and adding it to the class beach house. Together they will work to put the verse together after collecting all the beach items are collected.

Optional TAKING IT TO OTHERS Activity: Quiz Questions

Have the children choose a few of the questions from the game to ask the parents/other children during TAKING IT TO OTHERS time. Help pre-readers by whispering the question in their ear and letting them ask it aloud to the parents/other children. Make sure you read the Bible verse aloud before you ask your questions.

Directions:

1. Write words to song in large print before class.
2. Play the song for the children, helping them follow along on the song sheet.
3. Discuss the song, using a few questions from the discussion sheet. *Don't use them all!*
4. Introduce sign language for key words of your choice from sign language sheet for your song. Use as few or as many as you think the children can learn.
5. Sing and sign the song. Sign language as well as large format lyrics and sheet music are found in the PFI Unit Songbook or online.
6. If desired, play the Song Game.

Optional TAKING IT TO OTHERS Activity: Presenting and Singing the Song

1. Sing and sign the song, encouraging the watching children/parents to join in.
2. Ask the class some of the questions listed below. The Bible Truth Connection Question is particularly good to help them understand how the song ties in with the Bible Truth.

If Anyone Loves Me

If anyone loves me, he will keep my word,
 If anyone loves me, he will keep my word,
 And my Father will love him, and we'll come to him,
 And make our home with him.
 If anyone loves me, he will keep my word,
 If anyone loves me, he will keep my word,
 And my Father will love him, and we'll come to him,
 And make our home with him.
 John Fourteen, twenty-three.

Listen to it on PFI ESV Songs 12, Track 23

Song Game: Mimic Me!

Materials

Sign Language
 Song

Preparing the Game

None.

Playing the Game

1. Practice the song and signs until the children know them well. Choose a person to be the leader and let them decide upon an action for everyone to do as they sing the song, such as jump on one foot, etc.
2. Sing the song while doing the chosen action.
3. Select another child to be the leader.
4. If desired, you can choose a different action for different important words in the song, such as jump on one foot when you sing the word "grace", but clap your hands when you sing the word "Jesus". Ask the children the meaning of each of the words before adding in their action.

Game continues as number of questions, time, and attention span allow.

STORY REVIEW

Directions: Read and discuss Bible Truth, using a FEW of the questions. Play game. Feel free to modify the game to fit your children.

General Story Questions

1. What did Jesus do as He traveled all over Galilee? *Healed people and talked to them about the Kingdom of God.*
2. What happened after Jesus traveled all over Galilee? *Word spread about Him and people from even other countries came to Capernaum to be healed and to hear Him speak.*
3. What did Jesus do when He took the crowds of people up to Mt. Eremos? *He healed them and taught them about God and how He wants His people to live..*
4. What were some of the “easy-to-want-to-obey things” Jesus taught them? *That they could ask God for what they wanted and that He was a good Father who would answer their prayers by giving them good things.*
5. What were some of the “hard-to-want-to-obey things” Jesus taught them? *Love their enemies; they would be blessed if they were persecuted for following Him.*
6. Why did Jesus tell them the story about the two builders? *Because He knew that they needed to know that they needed not just to be healed and listen to His words, but to obey them.*
7. Why did Mr. Foolish Man decide it was ok to just build on the sand? *Because it was very hard and he talked himself into believing that it would be strong enough even in the stormy winter season. Also, he did not want to put in the effort to do what was hard to do.*
8. How are people who choose to not obey Jesus’ teachings—which may be hard to obey— like Mr. Foolish Man? *They have decided that it is too much work to obey Jesus’ hard teachings and that they are doing just fine without obeying them.*
9. When will someone really be glad that they chose to obey Jesus’ words? *When hard things happen to them, and when they die and face God who will judge them for how they lived their lives.*
10. How is obeying God like Mr. Wise Man and his house? *It is sometimes very, very hard to obey God and we want to give up. It is hard like digging through that concrete-like sand. But, anyone who has turned from their sins and trusts in Jesus as their Savior is like Mr. Wise Man. They want to obey God and His Word. By the Holy Spirit, God will give them faith to keep on believing and strength to keep on obeying Him, even when it is very hard. God will help them endure in trusting and obeying Him all their lives. And, after they die, they will know eternal life with God.*

Bible Truth Connection Questions

1. What does this story have to do with our Bible Truth: God’s People Obey Him? *Jesus healed and preached to many people, but He wanted them to know that only those who obey His words would have what they need to survive the hard times of life and finally to know eternal life with God.*

Bible Verse Connection Question

1. What does the story have to do with our Bible Verse: **John 14:23-24**: “Jesus answered him, “If anyone loves me, he will keep my word, and my Father will love him, and we will come to him and make our home with him. Whoever does not love me does not keep my words.”? *Many people came to have Jesus heal them and to hear His teachings, but Jesus wanted them to know that it was only those who heard His words and obeyed them that truly loved Him and were His people.*

Life Application Questions

1. Do you think you are someone who is like Mr. Foolish Man or Mr. Wise Man? Which one and why?
2. What is the best first step God calls all of us to take in hearing and obeying God’s Word like Mr. Wise Man? *To turn away from our sins and trust in Jesus as our Savior.*

ACTS Questions

1. What is something we can praise God for being that we learned in our story?

Praise God for being the Giver of Strength to Obey Him.

2. What is something we can confess as sin that we learned in our story? *We can confess that many times we have heard God's Word but do not want to obey it. We want to live life our own way. We deserve God's punishment! We need a Savior!*

3. What is something we can thank God for that we learned in our story? *We can thank God for giving us His Word so that we can know how to obey Him. We can thank God for the Holy Spirit who lives inside His people to help them have faith in Jesus and to obey His Word.*

4. What is something we can ask God for that we learned in our story? *We can ask God to work in our hearts, helping us to turn away from our sins and trust in Jesus as our own Savior. We can ask God to fill us with His Holy Spirit that we would be those who keep on obeying God's Word all their lives.*

The Gospel

1. What is that good news of salvation through Jesus that Jesus wanted people not just to hear but to believe and to live out? What is the gospel?

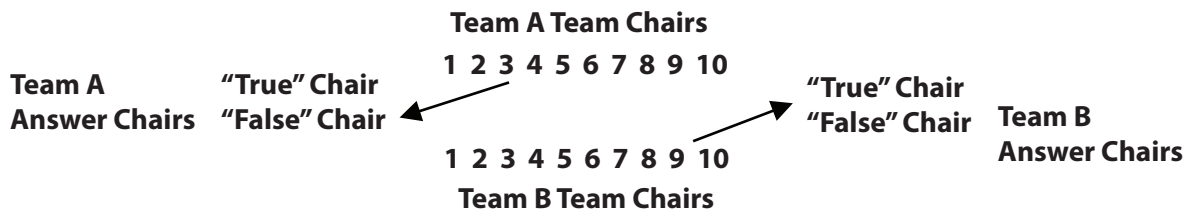
God is the good Creator and King of the world. He made people to worship Him and live by His good laws. But we are all sinners who have rebelled against Him. We all deserve death--God's just, eternal punishment for our sins. How terrible! But God has good news for us. In His great mercy, God sent His Son Jesus to earth to save sinners. Yes, Jesus, the perfect Son of God, left His home in heaven and became a man. He lived the perfect life that pleases God. (He's the only one who has ever done that!) He offered it up to God His Father as the perfect sacrifice for sins when He suffered and died on the cross. Then, on the third day, Jesus rose from the dead in victory. He had fully paid for the sins of God's people, so they wouldn't have to! Now all who turn away from their sins and trust in Jesus as their Savior will receive forgiveness of sins and eternal life with God. They will be His very own special people who will know Him and enjoy Him forever. We can be God's people, too, if we turn from our sins and trust in Jesus as our own Savior.

Game: Yes, No & Go!**Materials**

Paper and Marker
Tape
Story Review Questions

Preparing the Game

1. Use the Story Review questions for ideas to come up with 20+ statements that are true, false, or not in the story.
2. Set up the chairs in two lines, with chairs facing each other. Each chair should be spaced far enough from its neighboring chairs so that a child could run around it. Place at each end of the rows, two chairs that also face towards the middle. Write the words "true" and "false" on 2 index cards each and tape each to one of the chairs at the end of the rows. There should be one set of true and false chairs at one end and one set at the other end, one set for each team. With the remaining index cards, make 2 sets of numbers that correspond to the number of chairs in each long row. (If 5 chairs on a side, then number two sets of cards from 1 to 5.) Tape these numbers to the back/bottom of each chair. Have the numbers descend on one side and ascend on the other side. (i.e., if using numbers 1 to 5, then number 1 on one row be across from number 5, number 2 across from number 4, etc.) See diagram for illustration of chair set up.

**Playing the Game**

Divide the children into two teams and have them take their places in the chairs. Assign the child the number on their chair. After everyone is seated, the leader reads one of the true/false/not in the story statements and then calls out a number. The player from each team with that number is to run to sit in their team's true or false chair. If the answer is not in the story, the children are to run around their chair and sit down in their seat with arms folded over their chest. The first of the players to make it to the correct seat scores a point for his team.

Play continues as statement cards last, or as time and attention span allow.

Non-competitive Option

Instead of using two sets of the same numbers for each "team," use only one set of numbers. (For example, instead of having two sets of chairs numbered from 1-10, number the chairs from 1-20). And, have only one true/false chair. The child whose number is called runs to the right chair.

Optional TAKING IT TO OTHERS Activity: Quiz Questions

Have the children choose a few of the questions from the game to ask the parents/other children during TAKING IT TO OTHERS time. Help pre-readers by whispering the question in their ear and letting them ask it aloud to the parents/other children.

CASE REPLAY ACTIVITIES

Use this guide to review the Case Story and act it out for others to enjoy!

CASE REPLAY, JR: YOUNGEST CHILDREN

Description: The children will act out the story together, everyone doing the same action/sound effect at the same time. This activity is most suitable for kindergarteners.

Materials

The Case RePlay, Jr. script for younger children

Preparation

1. Read through the script and write in the blanks along the side possible actions/sound effects the children could do to act it out.

Instructions

1. Tell the children that they will be re-enacting the story together as you tell it.
2. As you read the script, lead the children in actions/sound effects to do with you.
3. If desired, you can read the script and stop at certain sentences and ask them what a good action/sound effect would be to act out what you just read.
4. Repeat the re-enactment one or two times more.

CASE REPLAY, SR: OLDER CHILDREN

Description: The children act out the story as a three-scene play. You will narrate it using the Case RePlay, Sr. script and they will act it out (no spoken words, for the most part), with each child assuming a different character's role. This activity is most suitable for first grade and up. You will review the story, then practice it a few times before performing it for others.

Materials

The Case RePlay, Sr. script
White board or other large format paper
Costumes and props

Preparation

1. Prepare for the play by choosing costumes and props for each character in the story. Decorate the area with any scenery props.
2. Write the words "Beginning," "Middle," "End" on a large piece of paper/whiteboard with plenty of space under each heading. You will use this paper to help the children think about the story as a three-scene play, as it is presented in the script.

Instructions

1. Tell the children that they will get to act out the story as a three-scene play, with a beginning, middle and end section. Tell them that before they can act it out, they need to think it out. as you narrate it with your script.
2. Take the children's answers as they recount the story, helping them put key incidents in the right order.
3. If desired, when they have filled in their Beginning, Middle, End, read through your whole (real) script, so they hear exactly what you will have them act out.
4. Then tell the children that it's time to practice acting out the story.
5. Assign parts to each child. If you are using costumes, do NOT give them out at this point. They will be a distraction.
6. Have all the children sit on the floor or in chairs on one side of the "stage," then call the characters up in place as their part in the story comes.
7. As you read the script, guide the children in where you want them to move or do to act it out.
8. After going through the whole script once, give out any costumes and props and act out the script once or twice more.

Optional TAKING IT TO OTHERS Activity: Re-enacting the Story

Read the script as the children act out together (younger) or assuming different roles (older) as the other children or the parents watch.

CASE REPLAY, JR--YOUNGER KIDS (KINDERGARTEN) P.2

Welcome to our play! The name of our story is: The Case of the Lazy Listeners.

Our story takes place in New Testament times, when Jesus lived on earth.

And now we present: "The Case of the Lazy Listeners."

Scene 1:

Jesus and His disciples traveled all over Galilee. Jesus healed many sick people and preached about God and His Word everywhere He went. Then, they returned home to Capernaum. News about the amazing things Jesus had done spread all over Israel and even to other nearby countries. Soon huge crowds were coming to Jesus, bringing their sick and listening to what He had to say. Jesus led the crowds up nearby Mt. Eremos, that overlooked the Sea of Galilee. There, He healed the sick and taught them about God and how He wants us to live. Jesus told the people many things they wanted to obey, such as asking God to provide them the things they needed. But He also told them things they wouldn't really want to obey, such as loving and praying for their enemies.

Actions:

Scene 2:

Then Jesus told the people a story about two builders. It would help them understand that it wasn't enough to just listen to Jesus if they were to be God's people. They needed to obey His teachings, too. Jesus told them about Mr. Wise Man and Mr. Foolish Man. Both men decided to build new houses. Mr. Wise Man worked hard to dig through the sand on the surface so that he could build his foundation on the rock down below. But Mr. Foolish Man decided that it was too much work and that the sand layer was strong enough to hold up his house. Mr. Foolish Man quickly finished his house and moved in his family, while Mr. Wise Man was still hard at work. At last, Mr. Wise Man finished his house and moved his family into his house.

Scene 3:

Suddenly, a big, winter storm struck, bringing strong wind and lots of rain. The nearby stream overflowed and the winds beat against the houses. The rain softened the sand and made it into soft mush. Mr. Foolish Man's house soon fell down since its foundation was only on mushy sand. But not Mr. Wise Man's house. It stood strong in the storm because it was built on the rock deep below. Jesus warned the people to not just listen to His words/God's Words, but obey them. Those who just listen but don't obey will have many troubles when hard times come into their lives. They did not learn to depend upon and obey God and His Word. But those who obey His teachers/God and His Word, when hard times come to their lives, they will stand strong in the Lord. They will be like Mr. Wise Man and his house: able to endure even the most difficult things that happen in life...and go on to enjoy eternal life with God.

Bible Truth Tie-In:

The Bible Truth we are learning is: **God's People Obey Him.** Jesus healed and preached to many people, but He wanted them to know that only those who obey His words would have what they need to survive the hard times of life and finally to know eternal life with God.

CASE REPLAY, SR--OLDER KIDS (1ST GRADE AND UP) P.3

Welcome to our play! The name of our story is: The Case of the Lazy Listeners.

Our story takes place in New Testament times, when Jesus lived on earth.

The characters in our story are: Jesus; His disciples; Hundreds of people from all over come to listen to Jesus/be healed; and, Mr. Wise Man, Mr. Foolish Man, and their families.

And now we present: "The Case of the Lazy Listeners."

Scene 1: (Beginning)

Jesus and His disciples traveled all over Galilee. Jesus healed many sick people and preached about God and His Word everywhere He went. Then, they returned home to Capernaum. News about the amazing things Jesus had done spread all over Israel and even to other nearby countries. Soon huge crowds were coming to Jesus, bringing their sick and listening to what He had to say. Jesus led the crowds up nearby Mt. Eremos, that overlooked the Sea of Galilee. There, He healed the sick and taught them about God and how He wants us to live. Jesus told the people many things they wanted to obey, such as asking God to provide them the things they needed. But He also told them things they wouldn't really want to obey, such as loving and praying for their enemies.

Scene 2: (Middle)

Then Jesus told the people a story about two builders. It would help them understand that it wasn't enough to just listen to Jesus if they were to be God's people. They needed to obey His teachings, too. Jesus told them about Mr. Wise Man and Mr. Foolish Man. Both men decided to build new houses. Mr. Wise Man worked hard to dig through the sand on the surface so that he could build his foundation on the rock down below. But Mr. Foolish Man decided that it was too much work and that the sand layer was strong enough to hold up his house. Mr. Foolish Man quickly finished his house and moved in his family, while Mr. Wise Man was still hard at work. At last, Mr. Wise Man finished his house and moved his family into his house.

Scene 3: (End)

Suddenly, a big, winter storm struck, bringing strong wind and lots of rain. The nearby stream overflowed and the winds beat against the houses. The rain softened the sand and made it into soft mush. Mr. Foolish Man's house soon fell down since its foundation was only on mushy sand. But not Mr. Wise Man's house. It stood strong in the storm because it was built on the rock deep below. Jesus warned the people to not just listen to His words/God's Words, but obey them. Those who just listen but don't obey will have many troubles when hard times come into their lives. They did not learn to depend upon and obey God and His Word. But those who obey His teachers/God and His Word, when hard times come to their lives, they will stand strong in the Lord. They will be like Mr. Wise Man and his house: able to endure even the most difficult things that happen in life...and go on to enjoy eternal life with God.

Bible Truth Tie-In:

The Bible Truth we are learning is: **God's People Obey Him.** Jesus healed and preached to many people, but He wanted them to know that only those who obey His words would have what they need to survive the hard times of life and finally to know eternal life with God.

House on the Rock and House on the Sand

Description

Children will make a box “house on the rock and house on the sand” that opens up to reveal the destroyed house on the sand.

Materials

Patterns for box house and sides/roof of house

White Card stock

Scissors

Markers, colored pencils, etc.

Small pebbles

Sand

Toothpicks, broken into halves or thirds

Craft glue

Knife (preferably serrated)

Glue sticks

Optional, but highly suggested: Glue gun and glue sticks (teacher use only)

Preparing the Craft

1. Copy onto white card stock house template, 1 per craft
2. Make a copy of the house pieces, one set per craft
3. Cut out and construct each box according to directions given on template page.
4. Glue down all the folds, preferably with glue gun.
5. Using a knife, cut through the middle of the box horizontally on three sides (front and two sides), leaving the back as a hinge.
6. Open hinge and glue a few stones on the top side of the box using the glue gun. (children will add stones to the bottom)
7. Set out other supplies.

Making the Craft

1. Show the sample of the craft you have made.
2. Have the children color in the house pieces. Cut the side/front pieces along dashed line and glue in place using the glue sticks. Glue the top and back pieces in place as is.
3. Have the children open their houses and using craft glue, glue down the rocks, sand and a few toothpick piece in the bottom part of the inside house. They can also add sand to the inside top of the house (you have already put the rocks in place.)
4. Children can practice saying something like, “Don’t be like the house on the sand, which seems strong, but which falls apart when hard things come (shake house, make storm noises and open it up to reveal the house in ruins). Be like the house on the rock. (Close house up again) Listen to God’s Word and obey it. Then no matter what happens (shake house and make storm noises and house stays the same), God will use His Word to help you through it.”

Optional **TAKING IT TO OTHERS** Activity: Craft Presentation

If you are presenting the craft to other children or parents the children can hold up their crafts (or your model craft) and read their Bible Truth Connection answers to explain the importance of the craft.

CASE CRAFT**Discussion Guide****Instructions:**

As the children are settled into making their craft, ask them these questions to help them understand the craft's significance. Use the answers provided to guide the children's answers.

Discussion Questions

1. Who followed Jesus high up on a hill above the Sea of Galilee? *A great crowd of people.*
2. What story did Jesus tell them? *The story of the house built on the rock and the house built on the sand and what happened when a big storm came.*
3. What did Jesus want the people to learn from this story? *That they need to not just hear God's Word, but obey it, too.*
4. What is Bible Truth that we are learning? *God's People Obey Him.*
5. What does our craft have to do with our Bible Truth: God's People Obey Him?
Many people are satisfied with just hearing Jesus' teachings/God's Word, but not obeying it. Jesus told this story to show that obeying God's Word is what makes all the difference. By it, God will help us through even the hardest things we go through.
6. What can our craft help us remember?
It isn't enough that we hear God's Word. We need to obey it, too.

TAKING IT TO OTHERS**Craft Presentation****Instructions:**

Have children hold up your model craft/their crafts. Choose five children (or you say) the five sections below to explain the craft's importance.


Presentation:

1. Our craft is: House on the Rock and House on the Sand.
2. Up above the shores of the Sea of Galilee, Jesus told a great crowd of people the story of the house built on the rock and the house built on the sand that they might not just hear God's Word, but obey it, too.
3. Our Bible Truth is: God's People Obey Him.
4. Many people are satisfied with just hearing Jesus teachings/God's Word, but not obeying it. Jesus told this story to show that obeying God's Word is what makes all the difference. By it, God will help us through even the hardest things we go through.
5. Our craft can help us remember that it isn't enough that we hear God's Word. We need to obey it, too.

Note: Even non-readers can participate in presenting the craft, if you will whisper what they are to say in their ear and let them say it aloud for the others to hear.

Pictures for Outside of House, 1 set per craft needed


Back of house




Top of house



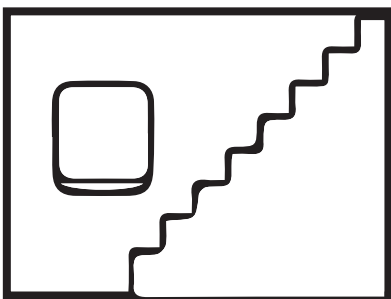
Front of house pieces (2)



Side A house pieces (2)

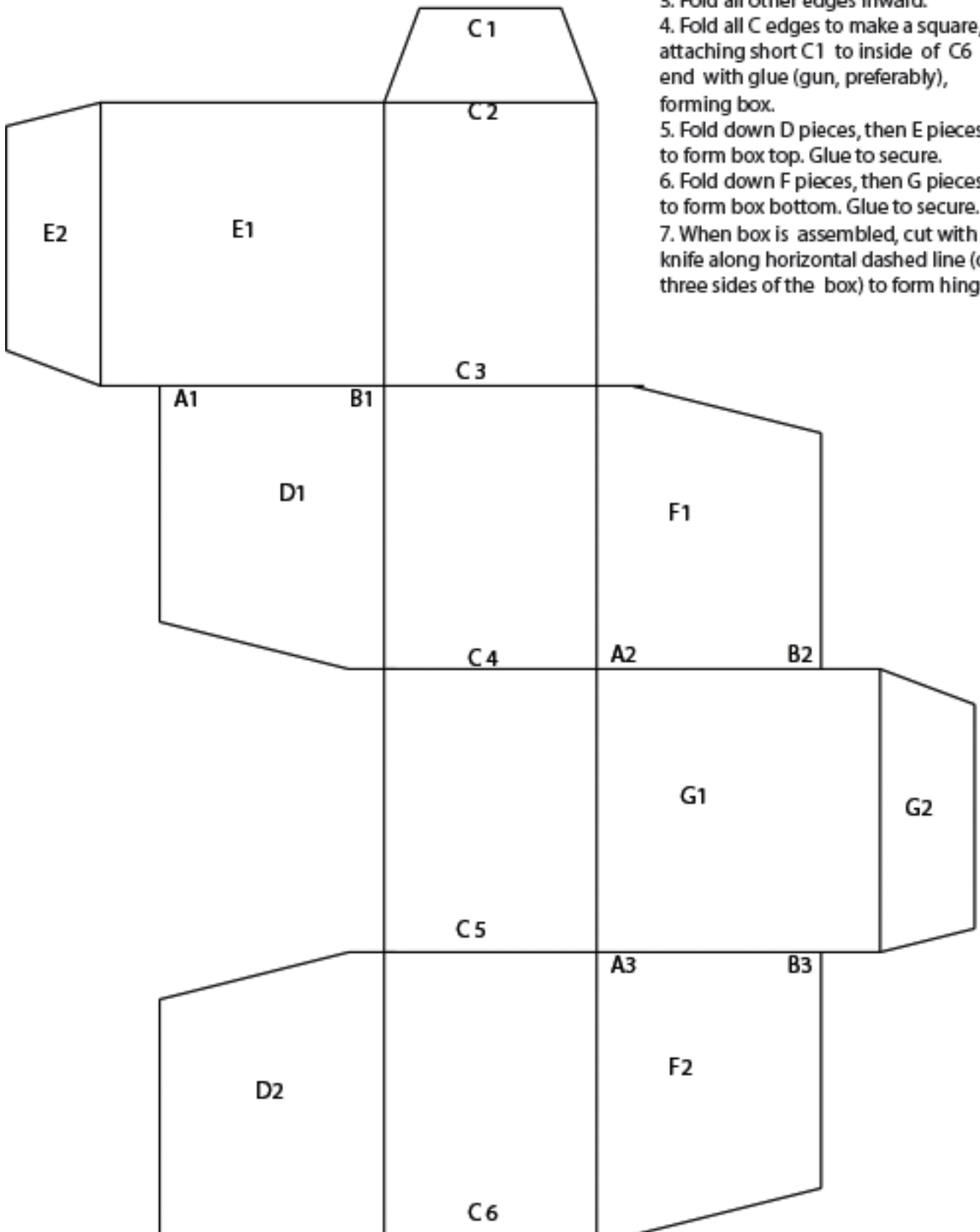


Side B house pieces (2)

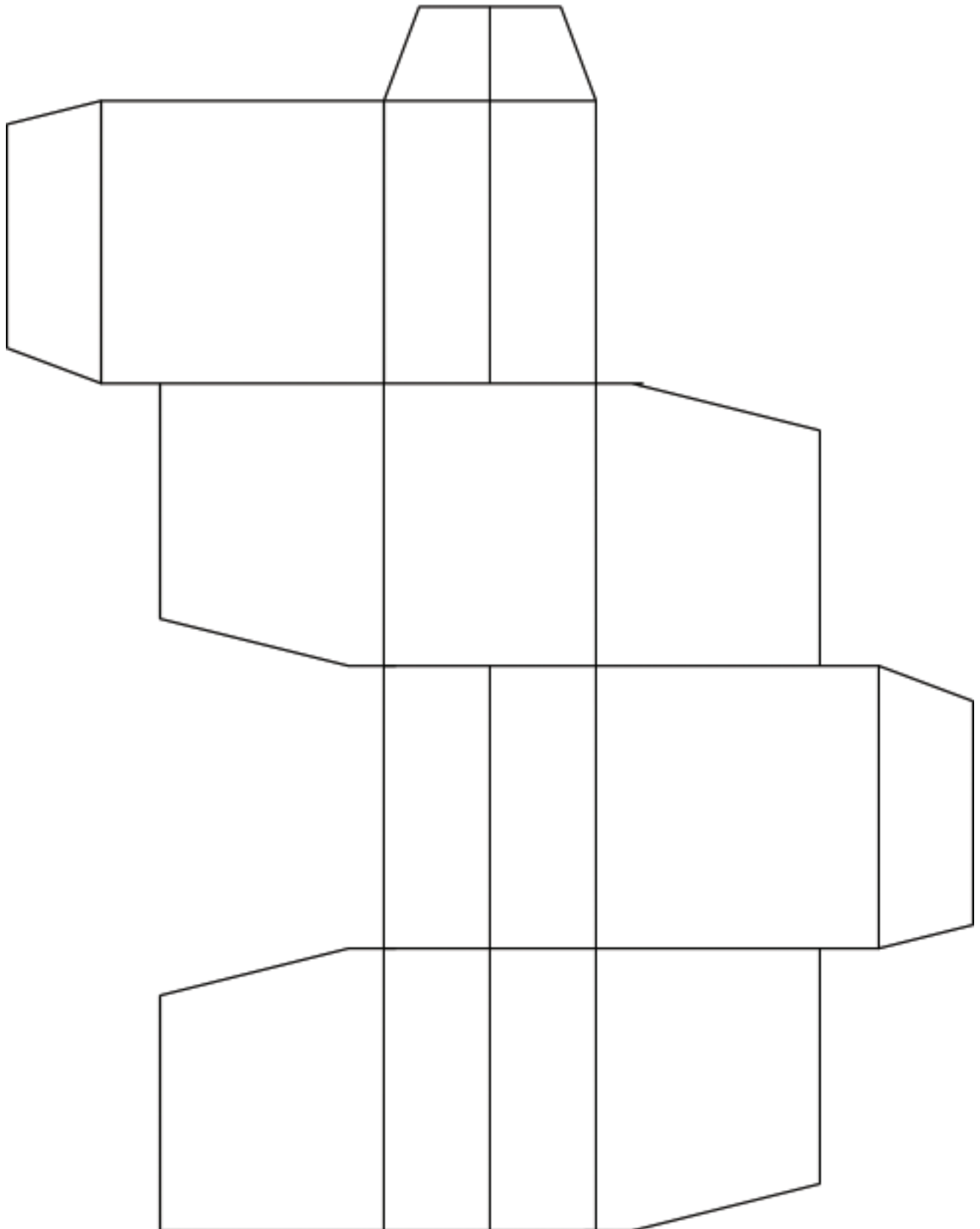


Instructions for House Assembly

1. Cut around all outer edges
2. Cut from points A to B
3. Fold all other edges inward.
4. Fold all C edges to make a square, attaching short C1 to inside of C6 end with glue (gun, preferably), forming box.
5. Fold down D pieces, then E pieces to form box top. Glue to secure.
6. Fold down F pieces, then G pieces to form box bottom. Glue to secure.
7. When box is assembled, cut with knife along horizontal dashed line (on three sides of the box) to form hinge.



House Box, 1 per craft needed



BEFORE CLASS:**1. PICK YOUR PERSON**

VIPPs can be anyone in your church! Typically, they fall into 6 categories: Church staff, Elders, Deacons/deaconesses, Special Volunteers (people who aren't paid, but spend a lot of time helping out in particular ways), Supported Workers (aka missionaries), and Church Members.

2. GATHER YOUR FACTS

Use the VIPP Information Sheet to write down the facts about your VIPP. The information on this worksheet is used in the VIPP activities, listed in the "Choose an Activity" section below.

DURING THE ACTIVITY:**1. INTRODUCE YOUR VIPP**

Introduce your VIPP to the children, using the VIPP Information Sheet. Fill in a set of VIPP Clue Cards with the information for your VIPP. If desired, you can even have the actual person come into class for the children to meet.

Need help describing what someone does for the church in a kid-friendly way? Check out the list of common VIPPs on the Praise Factory website in the PFI resources. There are lots of kid-friendly descriptions for common VIPP's, such as pastors, elders, deacons and a lot more.

2. PRAY!

Lead the children in praying for the VIPP. Ask the children if they would like to pray for one of the VIPPs prayer requests. Even non-readers can pray for the VIPP if you whisper the prayer request in their ear, then let them say it aloud. Never force a child to pray!

3. CHOOSE AN ACTIVITY

There are two activities you can use to help the children learn about the VIPP:

VIPP Clue Cards: These are nine coloring sheets in which children fill in the nine things they learn about the VIPP from the VIPP Information Sheet. Photocopy a set of each child. Use as few or as many of these Clue Cards as you desire. They are found in the back of this book.

VIPP Game: This is a game that uses a set of Clue Cards for one or two VIPPs.

Choose a VIPP and fill in his/her information on the VIPP Information Sheet. Fill in a set of VIPP Clue Cards with the information for your VIPP. Tell the children about the VIPP, having them fill in the VIPP Clue Cards with the key facts as they learn them. Write any words the children need to write on a white-board or other piece of paper so they can see how to spell them. Help younger children write these words on their clue cards. Ideas for how to tell the children about many common VIPPs are listed at praisefactory.org with the resources for this Bible Truth.

Optional TAKING IT TO OTHERS Activity: Introduce and Pray for the VIPP

If you are presenting the VIPP to other children or parents you can assign children to hold up the 10 clue cards and say what each card tells about the VIPP. (Or, you can have the children hold them up as you tell what each one means.) Then lead the children in praying for the VIPP.

Game: Stop and Go

Materials

Information for one VIPP

2 Sets of Clue Cards

8 8.5" x 11" Manilla Envelopes

Ball

Blindfold

Bag

Preparing the Game

1. Fill in one set of clue sheets for the VIPP you are using.
2. Tape the other (blank) set of Clue Cards to the outside of the manilla envelopes.
3. Put the filled-in clue cards in the corresponding envelope.
4. Put all the Clue Cards envelopes in a bag, except for the ones with the names and pictures of the VIPPs.

Playing the Game

Reveal: Tell the children about the VIPP, showing them your filled-in clue cards as you tell about them.

Review: Have the children stand or sit in a circle. Choose one child to be the Caller. The Caller stands in the center of the circle, blindfolded. Hand the ball to a child in the circle. At the Caller's "Go" command, the ball is passed around the circle. It is passed around until the Caller says "Stop." Whoever has the ball when the Caller says stop chooses a Clue Card envelope. The child (or the teacher) tells the class the Clue Card category and asks them if they can remember the answer for the VIPP. The envelope is opened to see what the answer is. If the children get it right, the category is retired. If they get it wrong, it goes back into the pile of envelopes.

VIPP INFORMATION SHEET

VIPP NAME:

WHAT VIPP LOOKS LIKE

Man or Woman? _____

Hair color? _____

Eye color? _____

FAVORITE ANIMAL

FAVORITE FOOD

FAVORITE FREE TIME ACTIVITY

WHAT VIPP DOES DURING WEEK

VIPP GROUP OF SERVICE:

Church Member

Deacon

Elder

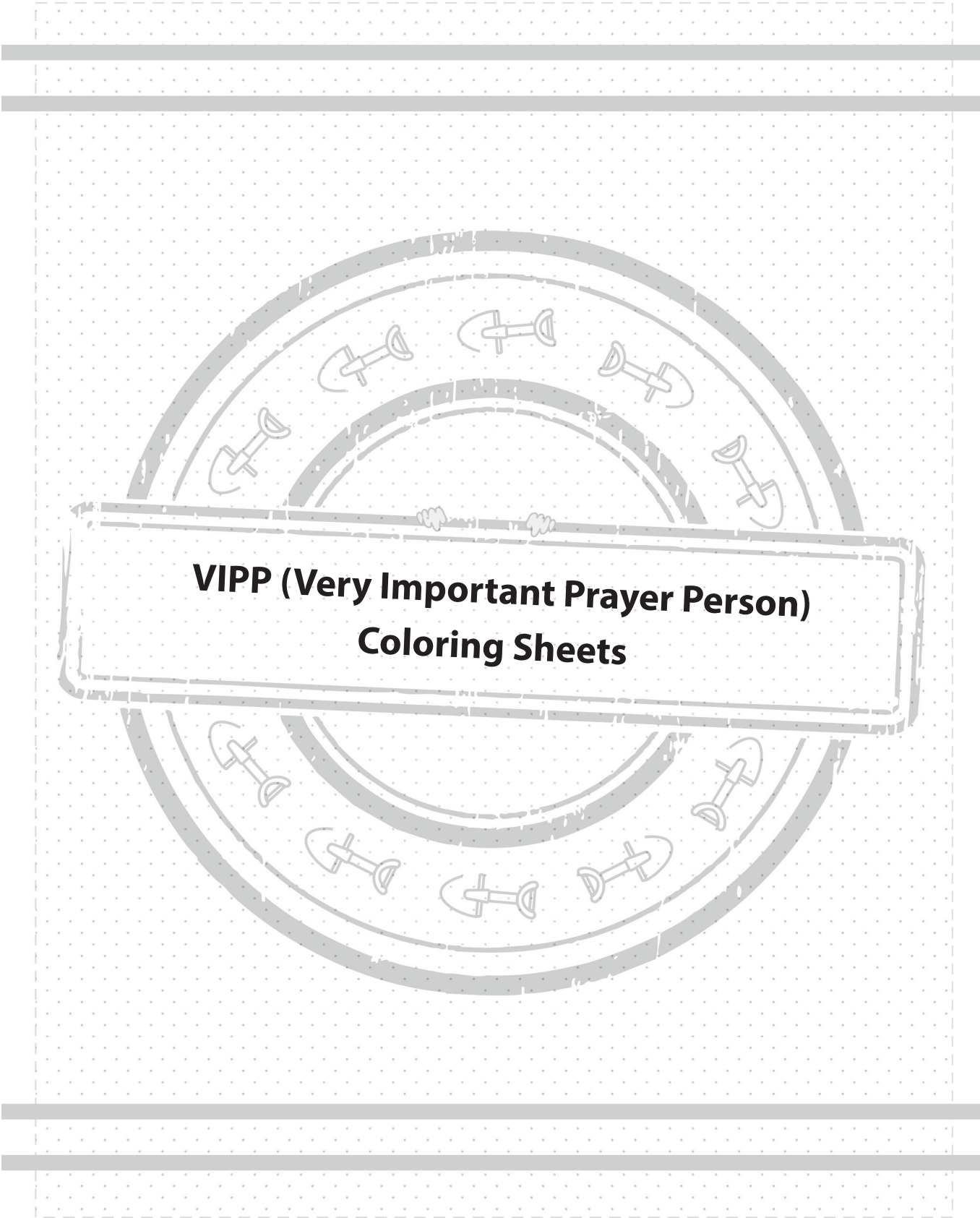
Church Staff

Special Volunteer

Supported Worker
(Missionary)

3 WAYS VIPP SERVES CHURCH

3 WAYS TO PRAY FOR THE VIPP



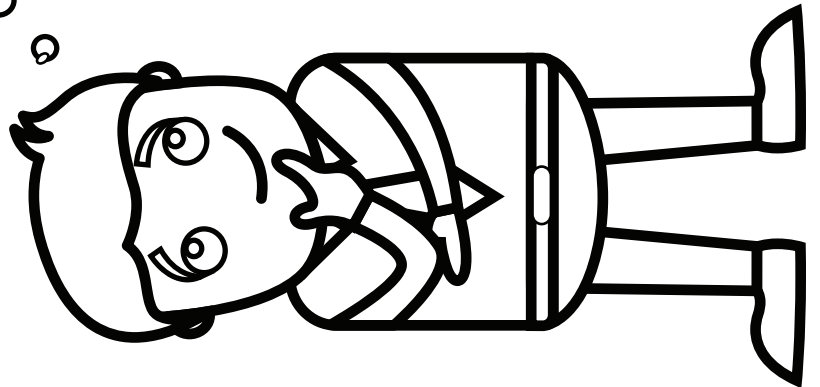
**VIPP (Very Important Prayer Person)
Coloring Sheets**



VIPP CLUE GUESS WHO

Can you guess who the
Very Important Prayer Person
is that we learned about and prayed for today?


Look at my clues
and see if you know who it is!



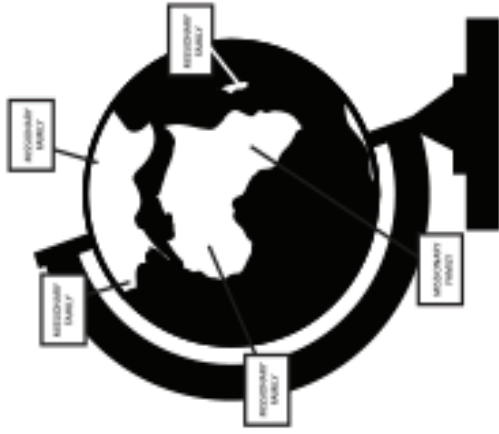
What VIPP group am I in? Circle the right group.



Church Staff




Special Volunteers



Supported Workers



Church Member

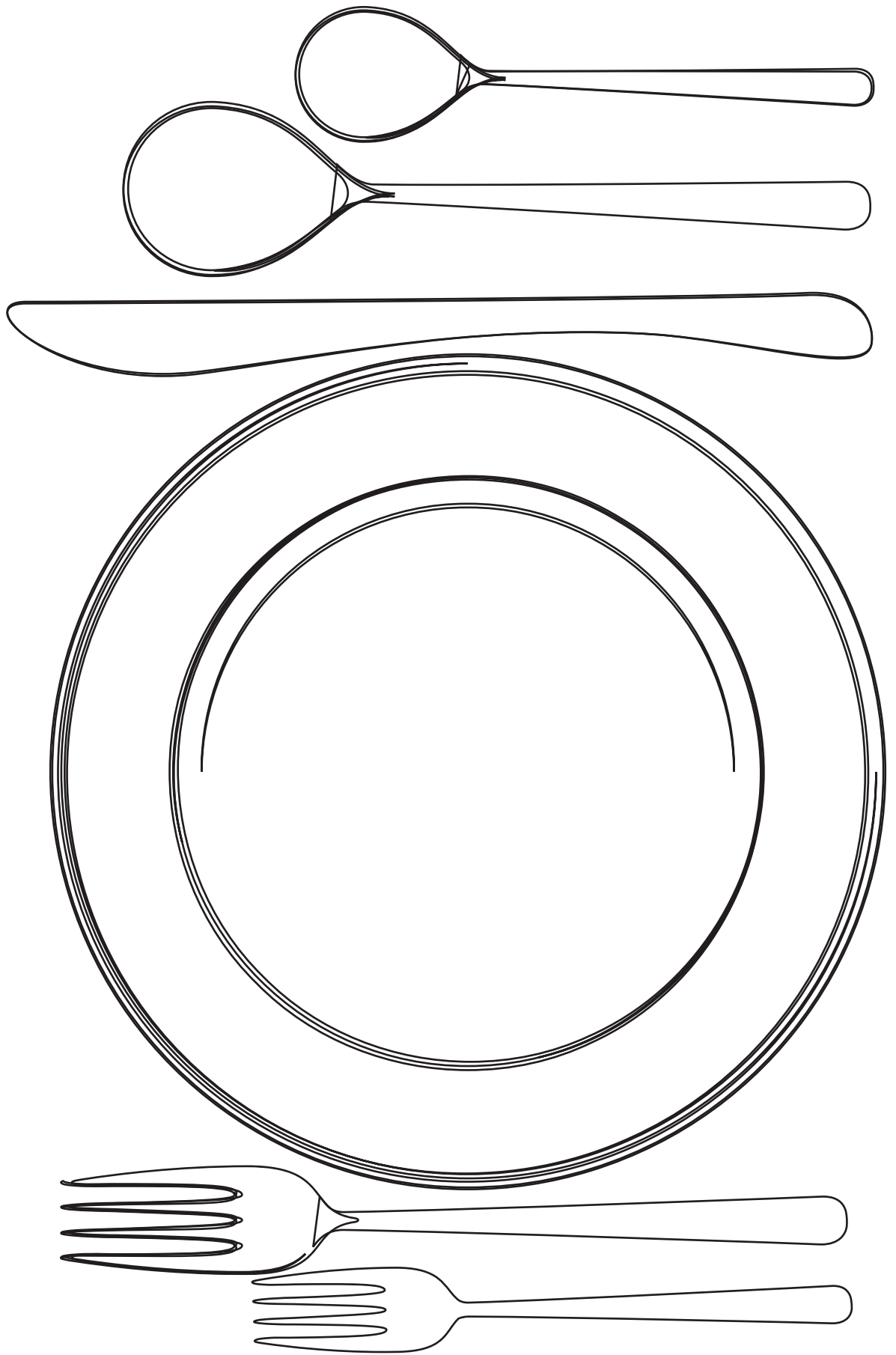


Deacons (Serve the physical needs of the church building and the church members)



Elders (Spiritual Teachers and Overseers of the Church)


Our VIPP's Favorite Food




Our VIPP's Favorite Animal



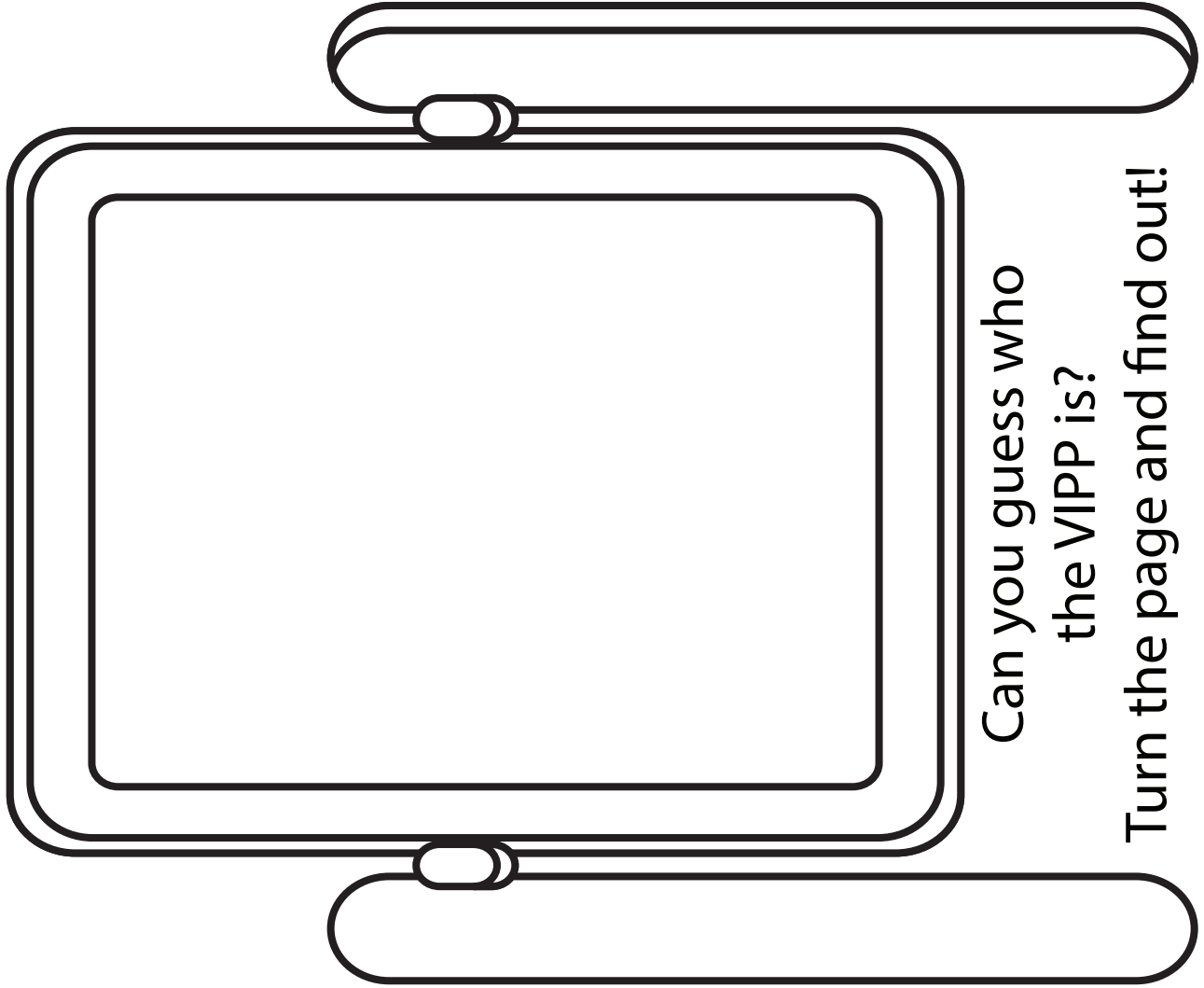
What our VIPP likes to do for fun




This VIPP's Job During the Week




What Our VIPP Looks Like



Can you guess who
the VIPP is?
Turn the page and find out!





(Name)

(Serves the church as)

Let's Pray for Our VIPPI!

