



**Unit 11 Core Curriculum--ESV**  
**The God Who Saves**

Constance Dever ©2016



Curriculum for preschool and elementary age children,  
training tools, music and other resources  
are available for download or to order at:  
[www.praisefactory.org](http://www.praisefactory.org)

© 2015 Praise Factory Media all rights reserved. May be reproduced by licensed user for classroom purposes only.

This and many other resources are available online at [www.praisefactory.org](http://www.praisefactory.org)

Scripture quotations marked (NIV) are taken from the Holy Bible, New International Version®, NIV®, Copyright © 1973, 1978, 1984 by Biblica, Inc.™ Used by permission of Zondervan. All rights reserved worldwide.[www.zondervan.com](http://www.zondervan.com)

Scripture quotations marked (ESV) are from The Holy Bible, English Standard Version® (ESV®), copyright © 2001 by Crossway, a publishing ministry of Good News Publishers. Used by permission. All rights reserved.

Scripture quotations marked HCSB are taken from the Holman Christian Standard Bible®, Copyright © 1999, 2000, 2002, 2003, 2009 by Holman Bible Publishers. Used by permission. Holman Christian Standard Bible®, Holman CSB®, and HCSB® are federally registered trademarks of Holman Bible Publishers.

## The Psalm Behind the Name

### Psalm 100

(v.1) Make a joyful noise to the Lord, all the earth!

(v.2) Serve the Lord with gladness!

Come into His presence with singing!

(v.3) Know that the LORD, He is God!

It is He who made us, and we are His;

We are His people, and the sheep of His pasture.

(v.4) Enter His gates with thanksgiving,

And His courts with praise!

Give thanks to Him; bless His name!

(v.5) For the Lord is good;

His steadfast love endures forever,

And His faithfulness to all generations.

May this curriculum help you to be manufacturers of noisy joy unto the Lord (v.1).  
To sing (v.2), to know (v.3), and to worship Him with thanksgiving and praise (v.4),  
that the witness of His great faithfulness might continue through all generations (v.5).

The Lord is amazing! He's not like anyone else!

Constance Dever

January 27, 2015



# Table of Contents

<b>Introducing the Praise Factory Family of Curriculum</b>	<b>7</b>
The PFI Companion Resources	7
About PFI	8
Overview Chart of Units	9
PFI Curriculum Basics	10
Getting Started with Praise Factory Investigators	11
Session Prep	13
Learning More about the Praise Factory Investigators, by Resource	15
PFI Activities with Descriptions	20
Making the Curriculum Work for You	
<b>Unit 11 Curriculum: The God Who Saves</b>	<b>21</b>
Unit 11 Overview	23
List of Track Numbers for Unit 11 Music (ESV)	25
<b>Bible Truth 1: God Saves Sinners Who Confess Their Sins</b>	<b>27</b>
Overview	28
Lesson Plan (for use with all three lessons)	29
Lesson 1 Story and Resources	35
Lesson 2 Story and Resources	65
Lesson 3 Story and Resources	97
<b>Bible Truth 2: Jesus Is the Only Way to Be Saved</b>	<b>127</b>
Overview	128
Lesson Plan (for use with all three lessons)	129
Lesson 1 Story and Resources	135
Lesson 2 Story and Resources	165
Lesson 3 Story and Resources	193
<b>Bible Truth 3: We Must Trust Jesus as Our Savior</b>	<b>225</b>
Overview	226
Lesson Plan (for use with all three lessons)	227
Lesson 1 Story and Resources	233
Lesson 2 Story and Resources	263
Lesson 3 Story and Resources	293
<b>Bible Truth 4: The Holy Spirit Changes Our Hearts So We Can Be Saved</b>	<b>325</b>
Overview	326
Lesson Plan (for use with all three lessons)	327
Lesson 1 Story and Resources	333
Lesson 2 Story and Resources	363
Lesson 3 Story and Resources	395
<b>VIPP Coloring Sheets</b>	<b>427</b>



## The PFI Companion Resources

While all the PFI resources are available for free download at [praisefactory.org](http://praisefactory.org), many of the resources are available for purchase as hard copies, too.

There are three companion resources for each of the sixteen PFI units:

### ➔ **PFI Unit Core Curriculum Book (ESV/NIV) --offered for each unit**

The PFI Core Curriculum books contain the curriculum introduction, lesson plan, stories and activities for each Bible Truth in a unit. There are three stories per Bible Truth: an Old Testament, New Testament and church history/missions story. All three reinforce the same Bible truth concept, but from a different perspective. Each story has its own set of eleven response activities.

### **PFI Unit Songbook (ESV/NIV) --offered for each unit**

The PFI Unit Songbooks provide lead sheets and sign language for every song used in a unit. The audio music is available for download online at [www.praisefactory.org](http://www.praisefactory.org).

### **PFI Unit Prontos (ESV/NIV) --offered for each unit**

The PFI Prontos books provide all of the unit's take home sheets. They are offered separately from the rest of the curriculum because they are usually photo-copied. These take-home sheets include the key concepts, lyrics to the songs, the session story, some review questions, a prayer and an activity sheet.

All of these materials may be photocopied for non-commercial church, classroom or school use by licensed users.

## About the PFI Core Curriculum Book

This PFI Core Curriculum Book allows you to have the bulk of a unit's curriculum at your fingertips. It is a great way to get an overview of the curriculum and make decisions about which of the many resources offered for each session you want to use.

The only resources it does not include are those found in the PFI Songbook (large format lyric sheets, the lead sheet music and the sign language); and, the PFI Prontos.

The core curriculum for most units is contained in one book. A few of the very large units (with more than 6 Bible Truths) will be split into several volumes.

## Other Praise Factory Resources

PFI: Praise Factory Investigators is the third in a family of three, inter-related curriculums:

- Hide 'n' Seek Kids (focus group: ages 2-4; adaptable range: ages 2-pre-K 5's)
- Deep Down Detectives (focus group: ages 4--6's; adaptable range: ages 3-2nd grade)
- PFI: (focus group: grades K-5th grade; adaptable range: pre-K 5's-6th grade)

Each curriculum teaches the same biblical themes, but present them in greater depth as the children grow and develop. Together, the curriculums work like an expanding spiral of truth that returns to reinforce the same truths with each curriculum, while leading the children to deeper understanding with each step up.

Learn more about these curriculums as well as other resources and ideas for reaching children with the gospel at: [www.praisefactory.org](http://www.praisefactory.org).

## About Praise Factory Investigators (PFI)

**written for K-5th grade**

**can be used with pre K - 6th grade**

In K-5th grade, the children take part in Praise Factory Investigators—the “mother ship” curriculum that gives name to the whole family of curriculum.

### Curriculum Overview

Praise Factory Investigators is the third of the Praise Factory family of curriculums and is most suitable for kindergarten- grade 5 (ages 5-11). Like the other two Praise Factory curriculums, PFI is built around sixteen, theological themes, each framed in the form of a Big Question and Answer.

The sixteen themes form sixteen units of Bible truths which help the children understand the theme. There are a total of 104 Bible truths taught in the whole curriculum. Three sessions of curriculum are spent on each of these 104 Bible truths: one Old Testament lesson, one New Testament lesson and one “Story of the Saints” lesson (a Christian from church history, missions or today). This gives the children three sessions to dwell on the same Bible truth, but also see its enduring truth from three different perspectives.

In keeping with its detective-ish name, each story in PFI is presented as a case to solve. Each case begins with two questions for the children to find answers to as they listen. At the end of the story-telling, the children will be asked to solve the case and answer the questions.

The resources available for each session’s lesson are robust and expansive. They include a fully-scripted lesson plan, story, and eleven different reinforcement activities from which to choose.

An overview chart of the Theme/Big Question units and keys aspects of the curriculum follow. Then, we will look at the curriculum in more depth.



	<b>PRAISE FACTORY UNIT</b>	<b>THEOLOGICAL THEME</b>
<b>1</b>	Unit 1: The God Who Reveals Himself Big Question: How Can I Know What God Is Like? He Shows Me What He's Like!	Revelation
<b>2</b>	Unit 2: God's Wonderful Word, the Bible Big Question: What's So Special about the Bible? It Alone Is God's Word!	The Bible
<b>3</b>	Unit 3: The Good News of God Big Question: What Is the Gospel? Salvation through Faith in Christ!	The Gospel
<b>4</b>	Unit 4: The God Like None Other Big Question: Can Anybody Tell Me What the LORD Is Like? He's Not Like Anyone Else!	The Attributes of God
<b>5</b>	Unit 5: God, the Good Creator Big Question: Can You Tell Me What God Made? God Made All Things Good!	Creation
<b>6</b>	Unit 6: God, the Just and Merciful Big Question: How Did Bad Things Come to God's Good World? Bad Things Came through Sin!	The Fall
<b>7</b>	Unit 7: The Law-Giving God Big Question: What Are God's Laws Like? God's Laws Are Perfect!	God's Laws
<b>8</b>	Unit 8: The God Who Loves Big Question: What Is God's Love for His People Like? It's More than They Could Ever Deserve!	God's Enduring Love for His People
<b>9</b>	Unit 9: Jesus Christ, Immanuel, God with Us Big Question: What Did Jesus Come to Do? Jesus Came to Bring Us to God!	Jesus, the Son of God
<b>10</b>	Unit 10: The Holy Spirit, the Indwelling God Big Question: What Does the Holy Spirit Do in God's People? He Changes Their Heart!	The Holy Spirit
<b>11</b>	Unit 11: The God Who Saves Big Question: How Can We Be Saved? It's God's Free Gift!	Salvation
<b>12</b>	Unit 12: God's People Live for Him Big Question: How Should God's People Live? They Should Live Like Jesus!	Discipleship
<b>13</b>	Unit 13: The Sustaining God Big Question: Why Do God's People Keep Believing in Him? It is God's Sustaining Grace!	Perseverance of the Saints
<b>14</b>	Unit 14: The God Who Delights in Our Prayers Big Question: How Does God Want Us to Pray? Every Night and Day!	Prayer
<b>15</b>	Unit 15: God's People Gather Together Big Question: Why Do God's People Go to Church? To Worship God and Love One Another!	The Church
<b>16</b>	Unit 16: Jesus, the Returning King Big Question: What Will Happen When Jesus Comes Back? God Will Make Everything New!	The Return of Christ

## Praise Factory Investigators Curriculum Basics

<b>Focus Age Range:</b>	<b>K-5th grade</b>
<b>Useful Age Range</b>	<b>pre-K 5's to 6th grade</b>
<b>Number of Units</b>	<b>16 (one per Theme)</b>
<b>Number of Bible Truths included in the 16 Units (Themes)</b>	<b>104 in all (3 to 14 per unit)</b>
<b>Number of Lessons for each of the 104 Bible Truths</b>	<b>3 lessons</b>
<b>Stories per Bible Truth</b>	<b>3 Stories: 1 Old Testament Story 1 New Testament Story 1 Story of the Saints (Church History/Missions)</b>
<b>Bible Verse per Bible Truth</b>	<b>1 Bible Verse</b>
<b>Resources/Activities for each Lesson</b>	<ul style="list-style-type: none"> <li>• <b>Fully Scripted Lesson Plan</b></li> <li>• <b>Story</b></li> <li>• <b>Big Question, Bible Verse, Hymn Songs</b></li> <li>• <b>Craft</b></li> <li>• <b>Story Review Games</b></li> <li>• <b>Hymn Singing and Sign Language Activity</b></li> <li>• <b>Bible Verse Games</b></li> <li>• <b>ACTS Prayer</b> (Adoration, Confession, Thanksgiving, Supplication)</li> <li>• <b>Custom Discussion Sheets to Go with Every Activity</b></li> <li>• <b>Story-related Snack</b></li> <li>• <b>VIPP (Very Important Prayer Person) Prayer Activity</b></li> <li>• <b>Take Home Sheets for Each Lesson</b></li> </ul>
<b>Total Amount of Curriculum</b>	<b>6 years</b> <i>(if you use all 3 lessons)</i>
<b>Adaptability</b>	<ul style="list-style-type: none"> <li>• <b>can be adapted to 1-3 lessons per Bible Truth, though you will lose stories if you do cut it down</b></li> <li>• <b>great for Sunday School, "Children's Church", Wednesday and Sunday evening programs, schools and Vacation Bible School</b></li> </ul>

## Getting Started with Praise Factory Investigators

### Get It



Order the **Praise Factory Tour: Extended Version** (or follow along on the website in the Tour section). It is going to be your easiest, most visual way to learn about this curriculum. Order/download the **Praise Factory Investigators ESV or NIV Unit Core Curriculum, Praise Factory Investigators ESV or NIV Unit Songbook, and the Praise Factory Investigators ESV or NIV Unit Prontos**, for Unit 1, or whichever unit you want to do.

### Tour It....Three Times

1

**1. Read through the whole Praise Factory Tour book once.**

Learn how the Praise Factory family of curriculum is related to each other. Pay special attention to the section on Praise Factory Investigators.

2

**2. Go back and read through just the section on Praise Factory Investigators in the Tour book again.**

3

**3. Now go back and read the Praise Factory Investigators section of the Tour book a third time, only this time, get out your curriculum books: Praise Factory Investigators ESV or NIV Unit Core Curriculum, Praise Factory Investigators ESV or NIV Unit Songbook, and the Praise Factory Investigators ESV or NIV Unit Prontos and follow along.**

This will help see how the curriculum flows and where to find each of the resources visualized in the Tour Book.

### Take Note



A few things to notice about the curriculum:

1. The resources for every Bible Truth **always include the same set of resources and are always presented in the same order.** Get to know the resources of one Bible Truth and you know them for all.

2. There is one Bible verse, but three stories for each Bible Truth: **an Old Testament, a New Testament, and a Church History/Missions story.**

**3. The Unit Core Curriculum** has **almost** everything your teachers will use in the classroom.

Notice that there is only lesson plan used for all three lessons for each Bible Truth. That's because the basic Bible truths are the same. Stories, questions, and activities for each lesson are different, of course. These difference are clearly noted, as you can see if you look through the lesson plan.

**4. The Songbooks** are more than just books of lyrics and sheet music for the unit. They also **contain the sign language signs that the songs activities use.**


**5. The Prontos** are **designed to be the take home sheets for each lesson.** However, **some people like to teach from it.** It has the Bible Truth and Bible verse, the story text, a few questions, the lyrics to the songs, and an ACTS prayer. If you download a couple activities from the website, then you have all you need for a basic teaching session...in a much smaller package.

### Choose What You'll Use



Not everyone will want or will need or will be able to do all of the curriculum, as written. So much depends upon your kids, your teachers, your space, your time and your teaching goals. There are a ton of activities and pretty much no one, except our church (CHBC for whom this curriculum is written) does all of the activities. This means you need to think about what fits you best. Ideas for how to choose what to use for various situations are included in the "More Details" section of this chapter.

### Ready to Rip?



Chances are, you will be making copies of the curriculum for your teachers. You may want to keep your books intact and photocopy right from the book. However, if you are using a lot of activities and distributing them to a number of teachers, you may find it easier to take the resources out of the book completely and copying them that way. This will save you a lot of time. Just make sure to clip your originals together with a binder clip to get them in good shape and ready for you next time you use them. **Or, you may just want to print your copies from the download version of the curriculum. All resources (except the lesson plans and the stories) can accessed this way.**

## Getting Started with Praise Factory Investigators, continued

### Bind It So They Can Find It



Once you've chosen what you want to use, make copies and put them in binders. Separate each lesson's materials with labeled tab dividers so that the teachers will be able to find the resources they need for each session. We like to put a few extra aids in the binder in the back: such as classroom management tips; what our teachers should do if they need a substitute teacher; and, where to find certain supplies they will need.

### Download It



Download the **zip file of unit songs** from the website. A pdf of the track numbers is also included.

### Make It... Before You Get Started

There is a set of resources you will be glad you made ahead of time: the games! The Praise Factory Investigators curriculum is a very active curriculum, with a number of different games suggested each lesson. The good news is that they are used in a rotation throughout the curriculum. That means, once you make these games, you store them and use them over and over (and for years to come!).



While you only need to make whatever games you choose to use with each lesson, **I would highly suggest you make all the games before you start using the curriculum and then storing them.** Get the prep work over with at the beginning and coast your way through years of enjoyment!

**Store them in ziploc bags or baskets** and pull them out when needed. So simple! Your teachers will love how easy it is to have an engaging learning session with so little work for them to do! And happy teachers are repeat teachers! **A full list of the games and the supplies needed to make them can be found in the "More Details" section of this chapter or in the Praise Factory Investigators Curriculum section online.**

### Protect and Store It



This is a curriculum that keeps on giving, year after year. If you do a good job of storing the curriculum it will serve your church well and at little cost for many years. We store the resources for each unit in **manila envelopes and magazine storage boxes.**

### Learn More



**There are many more resources online that may help you customize the curriculum** to fit your learning situation. These are listed online in the Praise Factory Resources section, as well as in the Getting Started Section.

Two you might especially want to look at are:

- **From the Ground Up** (Making a Great Start in Children's Ministry and with the Praise Factory Family of Curriculum)--(you've got this already. That's this book!)
- **Classroom Management Suggestions for Elementary School Age Children**

These are available for download or to order through amazon.com

### See It in Action



visit us in  
Washington,  
D.C.

**Three times a year** (the third Saturday/Sunday of March, May and September), we hold a **free lunch, learn-and-look workshop and observation time here at Capitol Hill Baptist Church in Washington, D.C.**

On the Saturday, we gather for lunch and talk philosophy, child protection policy, encouraging parents, dealing with discipline issues, etc. and, of course, curriculum. After finishing up our group session, we are happy to talk to individual churches about their particular situation.

Then, on Sunday, we offer an opportunity to see Praise Factory Investigators as well as the other Praise Factory curriculum in action in our classes. The registration form for these workshops can be found on the Praise Factory website.

## Session Prep (especially good for newbies!)

### Pray!



Pray for the Holy Spirit to be at work in your heart and in the children's hearts.

### Review



1. If new to the curriculum, look at the previous **Getting Started with Praise Factory Investigators section** (p.11). It will be especially helpful to read through the Praise Factory Investigators section of **The Praise Factory Tour: Extended Version Book**. This will be a visual way to understand what goes on in the classroom.
2. Notice that there is only lesson plan used for all three lessons for each Bible Truth. That's because the basic Bible truths are the same. Stories, questions, and activities for each lesson are different, of course. These difference are clearly noted, as you can see if you look through the lesson plan.
3. Flip through the resources for a particular Bible Truth. The resources offered for every Bible Truth are always the same and they are always ordered in the same order.

### Look through and Learn the Lesson



Read over **lesson plan**. Learn the flow of the lesson. Read through the key concepts. You might want to look at the Bible Truth Discussion Sheet, found with each session's activities. It takes the Bible Truth concept and breaks it down into discussion question format. Some of the questions and answers might be helpful to have in your head before teaching the concept to the children.

### Let There Be Music



Download the music and listen to the songs. Choose which of the songs you will use with the children. Practice the sign language, if you are using it. If using live musicians, make sure they have the sheet music from the Praise Factory Investigators Unit songbook.

### You've Got a Story to Tell!



1. Read the Bible verses and the story, itself. Pray!
2. Create story cue cards on index cards (or highlight text).
3. Practice telling story dramatically, timing your presentation. Shorten, if necessary to fit your allotted time.
4. Decorate area with story props that help bring your story alive.

### Prepare Any Activities



Choose the activities you want to use. Bear in mind your time frame as well as the developmental abilities and attention span of your children as you decide what/how many to prepare. Look over the Discussion Question Sheet that goes with each activity. Choose a few questions you might use to spark discussion with the children. Prepare any craft, snack or game for your class.

### Let Them Take It with Them



Make copies of the take home sheet.

### Store It



After your session is over, collect the resources and store them for future use. This curriculum can be used over and over for years to come.



## Learning More about the Praise Factory Investigators, by Resource

The extra-depth information starts here! Follow along in the Core Curriculum, Songbook and Pronto Books for Unit 1 (or another unit) as you read below. **We will be describing curriculum elements in the order they appear in the lesson plan. But first, here's a reminder of how a Praise Factory Investigators session is structured:**

### Session Format: Regular Classroom or Large Group/Small Group Format

The PFI curriculum can be used in a regular classroom setting, in which all the children participate in the same activities at the same time; or, in a large group/small group format, in which the children gather together for opening activities and the story, then split up into small groups, each with their own activity, and finally coming back together for each group to make a presentation to the other children (or to the parents) at the end of session. Small groups alternate to a different activity each lesson for variety. Each PFI session follows the same three-part format, as described here:

### Session Overview

Each PFI session follows the same three-part format, as described here:

#### **PART 1: GETTING STARTED**

A time to welcome the children to the class, introduce the class rules and the "Big Question and Answer" (and related songs) of the theological theme they are studying.

#### **PART 2: DIGGIN' DEEP DOWN**

The Bible truth (and related songs) is introduced. The Case Questions are revealed, the Bible story told, then the Case Questions answered. The teacher closes with an ACTS prayer (A prayer including **A**doration, **C**onfession, **T**hanksgiving, and **S**upplication related to the Bible truth they are learning.)

#### **PART 3: TAKING ACTION**

The children participate in the response activities chosen for the day and (if desired), presenting what they've learned to each other or to parents at the end of the session. Teachers give out take home sheets as children are dismissed.

### Session Length

The resources for each PFI session-- as described in the lesson plan--are designed for a 60 to 90 minutes session. However, they can be easily shaped for you to tailor them to fit a shorter or longer session.

## PFI Activities with Descriptions *(in order of use in curriculum)*

### PFI Activities, by Section

Ok, now let's look at all of the activities included in each Praise Factory Investigator session, in order of use. You can, of course, choose which ones you want to include (or not include) in your own classroom.

**Remember! Get out your resources and follow along!**

### PART ONE: Getting Started (Welcome and Opening Songs)

A time to welcome the children to the class, introduce the class rules and the Big Question and Answer (and related songs) of the theological theme they are studying.



**Welcome to Praise Factory:** PFI: Praise Factory Investigators Theme Song

PFI begins with the **Praise Factory Investigators Theme Song**--a detective-sounding song that introduces the idea of digging down in the truths of God's Word for answers to our Big Questions about God. Found on the PFI Unit Songs along with all the other songs. These songs are all downloadable off of the Praise Factory website.



**Rules to Help Us Worship God and Love One Another:**

**The WoGoLOA Classroom Rules Song**

WoGoLOA stands for Worship God and Love One Another--the two things we hope to help the children do during the PFI session. This song reminds the children of ways they can act to help all worship God and love one another. *(PFI Unit Songs)*



**Big Question Under Investigation:** Big Question & Answer and Songs

The Big Question and Answer for the unit (theological theme) are introduced. There are two Big Question songs to help the children remember the Big Question and Answer and what it means. The Big Q & A song is an adapted familiar nursery song/folk song which simply states the Big Question under Investigation and its answer. The Big Question Song is a new song especially written to help the children remember not just the Big Question and Answer, but what it means. *(PFI Unit Songs)*



**Big Question Bible Verse:** Bible Verse and Song







Each unit has a Bible verse that is central to the theological theme. This verse has been set to music to help the children remember it. *(PFI Unit Songs)*



## PFI Activities with Descriptions *(in order of use in curriculum)*

### PART TWO: Digging Deep Down (Key Bible Truth Concepts and Story)

With the unit's theological theme introduced, the session now turns to digging deeper down into the theological theme by looking at one particular aspect (Bible Truth) of the theme.

	<p><b>Bible Truth:</b> Each unit has from three to fourteen Bible Truths. Each Bible truth is studied for three lessons. There are 104 Bible Truths in the whole curriculum.</p>
	<p><b>Bible Truth Hymn:</b> One or more verses of a hymn that tie into the Bible Truth can be introduced at this point in the session. It also is offered in Part Three as a response activity with a complete set of discussion questions, sign language and a song game. <i>(PFI Unit Songs)</i></p>
	<p><b>Bible Truth Bible Verse:</b> Each Bible Truth has a Bible verse that is central to the concept. This verse has been set to music to help the children remember it. The song can be introduced now, but it also offered in Part Three as a response activity with a complete set of discussion questions, sign language and a song game. <i>(PFI Unit Songs)</i></p>
	<p><b>Extra Bible Truth Bible Verse Song:</b> Sometimes an extra Bible verse song is suggested. The words for this song are included in the response activities along with sign language. It can be used here or as a response activity. <i>(PFI Unit Songs)</i></p>
	<p><b>Bible Truth Story: (Old Testament, New Testament, or Story of the Saints)</b> There is an Old Testament, New Testament and Story of the Saints story for each Bible Truth. The Old Testament or the New Testament story leads, followed by the Story of the Saints, then ending with the story from the other Testament. In keeping with the detective feel of PFI, each story is called a case and is introduced with two questions for the children to solve as they listen to the story. After the story is read, the teacher asks the children again and together they solve the case.</p>
	<p><b>Part Two: Digging Deep Down</b> ends with prayer and dismissal to response activities.</p>

## PFI Activities with Descriptions *(in order of use in curriculum)*

### PART THREE: Taking Action (Response Activities to Choose from)

The children participate in the response activities chosen for the lesson; and (if desired), present what they've learned to each other or to parents at the end of the session. There are eleven different activities from which to choose. How many a teacher uses depends upon how much time you have and on whether you choose for everyone to do the same activities or whether you will split up into small groups and each do a different activity. A description of each activity follows.



#### **Snack (and Discussion Planner):**

A snack that includes food mentioned in the story or looks like something from the story, along with a description of how it ties into the story. Always feel free to modify the snack, being sensitive to food allergies. The snack sheet also includes a discussion planner to write down the questions you want to ask the children as they enjoy their snack. A question about the snack is included as the first discussion question.



#### **ACTS Prayer:**

In Praise Factory, the children learn the "ACTS" format of prayer. "A" is for Adoration (Praising God for who He is); "C" is for Confession (Saying sorry to God and turning from our sins); "T" is for Thanksgiving (Thanking God for His provisions); and, "S" is for Supplication (Asking God to supply our specific needs). Try to at least weave the Big Idea/Scripture Verse into A, C, T, or S, if not all four. Suggested ACTS applications for each Bible Truth are included on the ACTS prayer sheet.

Younger children can usually think up at least a related "Adoration" and a "Thanksgiving" related to the Bible Truth, while older children can usually think up a connection to all four. This is a wonderful way for them to expand their understanding of who God is, who we are as sinners, what we can thank God for and what we should ask of Him. It is also of great benefit to families who can easily apply this format to their own family devotions and prayer times.



#### **Story Review and Game:**

This activity includes discussion questions to understand and a game to reinforce the story.

*End of session presentation option:* Have children read some of their discussion questions for the other children to answer.









#### **Bible Truth Review and Game:**

This activity includes discussion questions to understand and a game to reinforce the Bible Truth.



*End of session presentation option:* Have children read some of their discussion questions for the other children to answer.

## PFI Activities with Descriptions *(in order of use in curriculum)*

	<p><b>Bible Truth Hymn:</b> This activity is one or more verses from a hymn which relates to the Bible Truth being learned. It includes discussion question for understanding the hymn, sign language of key words, and a song game that can be used with the song and the sign language. The audio and sheet music is available for download on the Praise Factory website.</p> <p><i>End of session presentation option:</i> Have children sing and sign their song and teach it to the other children.</p>
	<p><b>Bible Verse Review and Game:</b> This activity includes discussion questions to understand and a game to reinforce the Bible Verse.</p> <p><i>End of session presentation option:</i> Have children read some of their discussion questions for the other children to answer.</p>
	<p><b>Bible Verse Song:</b> Every PFI Bible verse has been set to music. This song can be used along with the Bible Verse Review discussion questions, listed in the previous activity. Sign language of key words and a song game that can be used with the song and the sign language are also included. The audio and sheet music is also available on the website for download.</p> <p><i>End of session presentation option:</i> Have children sing and sign their song and teach it to the other children.</p>
	<p><b>Case RePlay, Jr: Drama Activity for Youngest Children</b> (children do same story actions together)</p> <p>This is a simpler drama activity in which the teacher leads all the children in doing the same actions as she retells the story.</p> <p><i>End of session presentation option:</i> Have the children act out the story for the others to watch.</p>
	<p><b>Case RePlay, Sr: Drama Activity for Most Children</b> (children re-tell story with individual parts)</p> <p>This is a more involved drama activity in which each child acts out a particular role as the teacher retells the story.</p> <p><i>End of session presentation option:</i> Have the children act out the story for the others to watch.</p>
	<p><b>Craft:</b> This craft activity includes discussion questions to help the children understand the significance of what they are making.</p> <p><i>End of session presentation option:</i> Have children read some of their discussion questions for the other children to answer.</p>

## PFI Activities with Descriptions *(in order of use in curriculum)*



### **VIPP (Very Important Prayer Person) Prayer Time, Coloring Sheets and Game**

VIPP stands for Very Important Prayer Person. The VIPP Group learns about a VIPP—a Very Important Prayer Person—from your church. This activity really has nothing to do with the Bible Truth or the story. Instead, it is an opportunity to help the children know more about and pray for church leaders and missionaries. VIPPs should include elders, deacons, supported workers, and church staff. However, your church may not have many VIPPs of this kind. Feel free to use special volunteers (such as Sunday School teachers or the pianist) and other regular church members as VIPPs. It never hurts for children to get to know everyone in their church and pray for them! There is a fill-in-the-blank questionnaire that you can use to get information about the VIPP to share with the children. Or, you also can invite the VIPP to the class. There is a game and a set of coloring sheets (called Clue Cards) that you can use to help the children remember what they've learned about the VIPP. This activity ends with praying for the VIPP. The coloring sheets are set up as a take-home activity that they can use to teach and pray with their parents for the VIPP.

**End of session presentation option:** Have children tell about the VIPP and lead the class in praying for him (kids or the teacher can pray, as desired.)

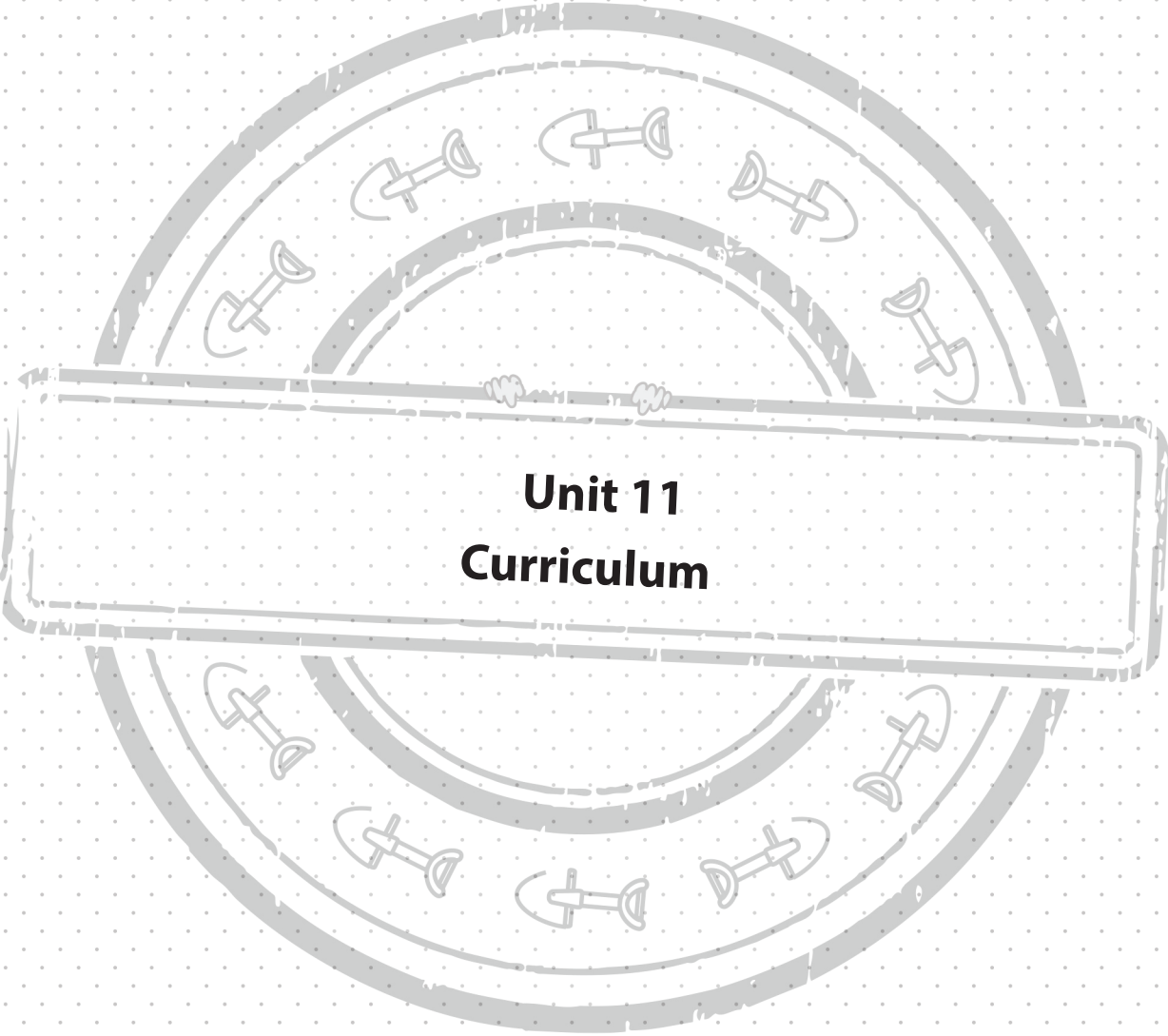
### **TAKING IT HOME: The PFI Pronto**



A take home booklet, called the PFI Pronto, is available for each lesson. It includes the key concepts, lyrics and track numbers for the songs, the story, and a few review questions is available online with the Praise Factory resources.

### **MAKING THE CURRICULUM WORK FOR YOU**

Any curriculum is at best just a beginning for making a good fit with your teachers and children. The sooner you can think of its resources as tools in your toolbox and less like an immovable structure, the better. There are so many resources available with this curriculum that it leaves you with many options besides what is laid out in the lesson plans. Take the lesson plans and a big, red marker and start crossing out or shifting around activities. Think about what your children and teachers are used to already and what works well. If possible, you might want to try to make these resources fit into that format before you try to change everything. Some use the PFI curriculum just as Sunday School or children's church materials. Others use part of the resources during Sunday morning classes and use the other resources in the same lesson in the Sunday evening program. Still others use it for Vacation Bible School. No doubt you will come up with yet other uses.



**Unit 11**  
**Curriculum**



---

## **UNIT II: THE GOD WHO SAVES**

---

### **UNIT OVERVIEW**

We are all sinners who choose to disobey God. No matter how hard we try, we can never please God or earn eternal life on our own. We would have to live God's way perfectly to do that. That's why we need a Savior to save us from our sins, if we are to know God and become His people. Jesus, God's Son, is the Savior we need! He died on the cross to pay for the sins of God's people. He rose from the dead in victory! He alone can give us the gifts of knowing God and enjoying eternal life with Him. He promises to give these gifts to all who repent of their sins and trust in Him as their Savior.

### **UNIT BIBLE VERSE:** Romans 6:23

"For the wages of sin is death, but the free gift of God is eternal life in Christ Jesus our Lord."

### **BIG QUESTION UNDER INVESTIGATION:** How Can We Be Saved?

### **ANSWER:** It's God's Free Gift...

#### **BIBLE TRUTH 1: God Saves Sinners Who Confess Their Sins**

The Case of the Ridiculous Runner *Luke 15 NT*

The Case of the Mountains of Life and Death *Story of the Saints*

The Case of the No-So-Secret Sinner *2 Samuel 11-12 OT*

Bible Verse: 1 John 1:9 NIV 1984

#### **BIBLE TRUTH 2: Jesus Is the Only Way to Be Saved**

The Case of the Way-Maker *John 11-14 NT*

The Case of the Cheeky Chieftess *Story of the Saints*

The Case of the Light for the Unlikely *Genesis 22:18; Isaiah 54:6; Acts 16 OT*

Bible Verse: John 14:2-6 ESV

#### **BIBLE TRUTH 3: We Must Trust in Jesus as Our Own Savior**

The Case of the Transformed Tax-Man *Mark 2:13-17; Matthew 9:9; Luke 5:27-32 NT*

The Case of the Talking Tea Chests *Story of the Saints*

The Case of the Lady and the Red Rope

*Joshua 1-6; Exodus 13-14; Numbers 21; Deuteronomy 2-3; Psalm 87:4; Hebrews 11:31; James 2:25 OT*

Bible Verse: Romans 10:9-10 ESV

#### **BIBLE TRUTH 4: The Holy Spirit Brings Us to God**

The Case of the Stony Hearts *Psalms 137:1-6; Ezekiel 36, 37:15-28; John 2:12-3:21 OT*

The Case of the Scorpion House *Story of the Saints*

The Case of the Surprising Sky *Acts 9 NT*

Bible Verse: Titus 3:5-7 ESV





---

## PFI ESV SONGS II TRACK NUMBERS

---

This is a listing of all songs mentioned in the unit curriculum. You may or may not choose to use all of the songs. They are listed in easy-reference order--NOT in the order used in the curriculum.

You may choose to simply burn a CD/load them onto an mp3 device in this order. Or, you may want to do what we do: choose the songs we want to use and create a playlist of them in that order. Then, we burn a CD/upload the playlist onto an mp3 device. A teacher only has to click forward to the next song, instead of hunting for the right track. The track number have been included as part of the title of each song, teachers will still have a reference to the track number listed in the curriculum (same as those listed below), even if you change the order on your customized playlist.

- 1 PFI Theme Song
- 2 WoGoLOA Rules Song

### **UNIT 11: THE GOD WHO SAVES**

- 3 Big Q & A 11 Song
- 4 Big Question 11 Song: How Can We Be Saved?
- 5 Unit 11 Bible Song: The Free Gift of God Romans 6:23, ESV

#### **Bible Truth 1: God Saves Sinners Who Confess Their Sins**

- 6 Hymn: Beneath the Cross of Jesus, v.2
- 7 Bible Verse: If We Say We Have No Sin 1 John 1:8-9, ESV
- 8 *Extra Bible Verse: If We Say 1 John 1:8-9, ESV*

#### **Bible Truth 2: Jesus Is the Only Way to Be Saved**

- 9 Hymn: To God Be the Glory, v.1
- 10 Bible Verse: In My Father's House John 14:2-6, ESV

#### **Bible Truth 3: We Must Trust Jesus as Our Savior**

- 11 Hymn: To God Be the Glory, v.2
- 12 Bible Verse: If You Confess with Your Mouth Romans 10:9-10, ESV

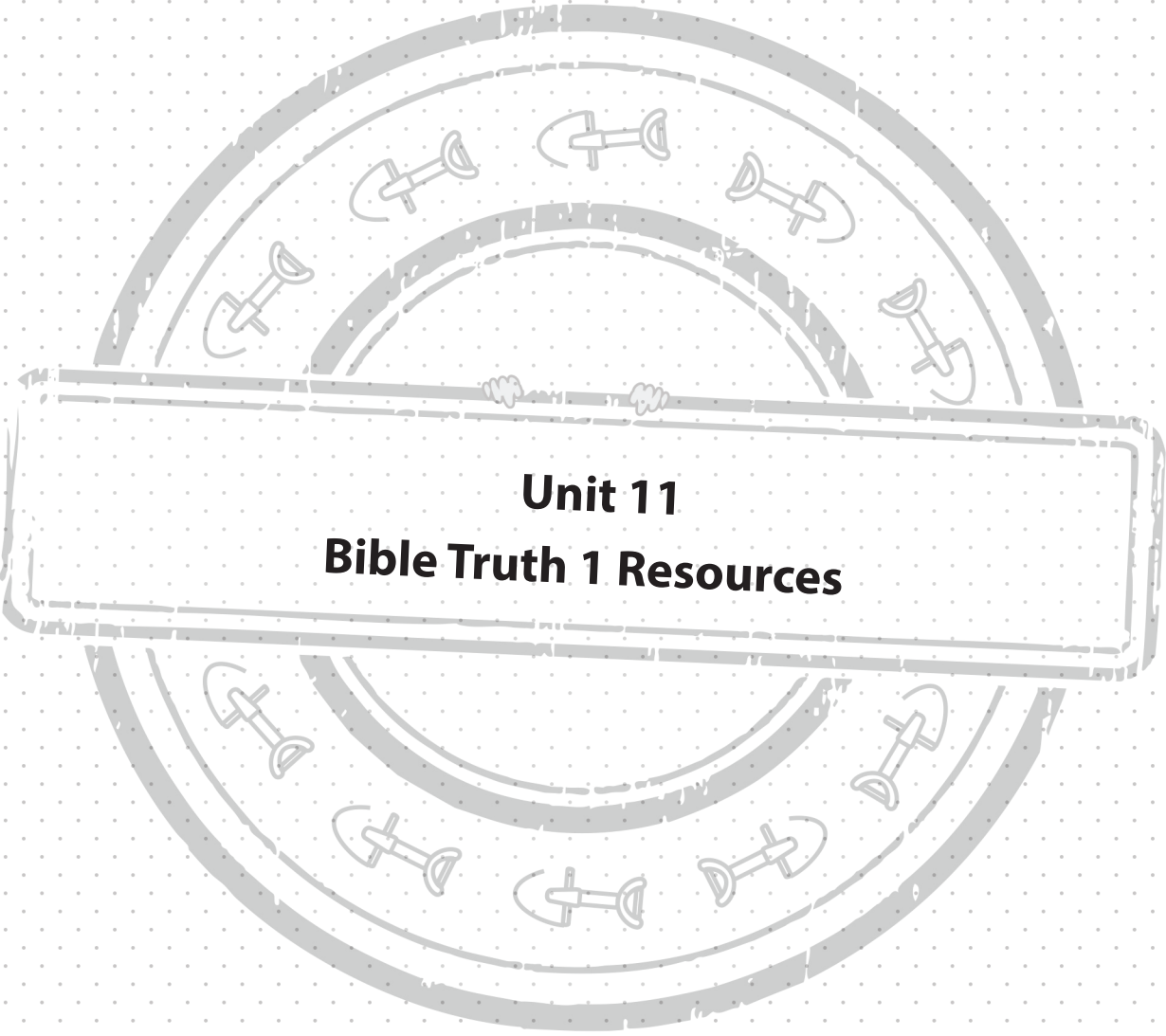
#### **Bible Truth 4: The Holy Spirit Changes Our Hearts So We Can Be Saved**

- 13 Hymn: Amazing Grace, v.1
- 14 Hymn: Amazing Grace, v.2
- 15 Bible Verse: He Saved Us Titus 3:5-7, ESV
- 16 *Extra Bible Verse: I Will Give You a New Heart Ezekiel 36:26, ESV*

#### **Why the Extra Songs?**

PFI is a curriculum used by a wide age-span of kids. Sometimes one of the other songs is a better fit for your kids. Or, you may simply want to teach them more songs on the same Bible Truth. Use as many or as few as you want.





## **BIBLE TRUTH 1 OVERVIEW**

### **Unit 11: The God Who Saves**

**Big Question and Answer:** "How Can We Be Saved? It Is God's Free Gift!"

**Bible Verse:** "For the wages of sin is death, but the free gift of God is eternal life in Christ Jesus our Lord."  
Romans 6:23

### **Bible Truth 1 Concept: God Saves Sinners Who Confess Their Sins**

God is perfectly holy. There is no sin in Him at all. He is too holy for sin to even live in His presence. How gloriously magnificent and pure is He!

But we are all sinners. We have all chosen to rebel against God and His good ways. Not only can we not live in His presence because of our sinfulness, but we deserve to be shut out of His presence forever because of it. And there's nothing sinful people like us can do on our own to make ourselves acceptable to God.

We would be without hope, except for God's amazing grace and mercy! He, Himself, has done what was needed. He sent His Son Jesus to live a perfect life and offer it up as the perfect payment for the sins of His people when He suffered and died on the cross. On the third day, Jesus rose from the dead, showing He had beat sin and death. Yes, He had fully paid for the sins of God's people. He has made salvation a gift.

How can we receive this wonderful gift? God offers forgiveness of sins and eternal life to all who confess their sins to Him and trust in Jesus as their Savior. When we do this, turning away from living life our own way and living for God instead, He will give us this gift! He will make us His people forever!

### **Bible Truth 1 Bible Verse**

**Meditation Version: 1 John 1:8-9**

"If we say we have no sin, we deceive ourselves, and the truth is not in us. If we confess our sins, he is faithful and just to forgive us our sins and to cleanse us from all unrighteousness."

**Alternate Memory/Games Version: 1 John 1:9**

"If we confess our sins, he is faithful and just to forgive us our sins and to cleanse us from all unrighteousness."

### **Bible Truth 1 ACTS Prayer**

**A** God, we praise You for being faithful and just and able to forgive our sins.

**C** God, we confess that we are all sinners who need You to save us. We can never be acceptable to You on our own. We need Jesus to save us!

**T** Thank You, God for being willing to forgive all our sins, when we confess them and trust in Jesus as our Savior.

**S** God, work in our hearts. Make us aware of our sins and our need of Jesus to save us. Help us to confess our sins to You and repent of them. Help us to trust in Jesus as our Savior. Be our Heavenly Father! Make us Your adopted children who love You and who You will love forever.

### **Bible Truth 1 Stories**

**Lesson 1: The Case of the Ridiculous Runner (New Testament)**

Luke 15

**Lesson 2: The Case of the Mountains of Life and Death (Story of the Saints)**

**Lesson 3: The Case of the Not-So-Secret Sinner (Old Testament)**

2 Samuel 11-12

**1. GETTING STARTED: Welcome and Opening Songs** (*introduce unit and get kids moving with these songs*)

<b>Welcome</b>	<p>“Welcome to Praise Factory. We’re so glad you’ve joined us! Here at the PFI, we’re investigators. (That’s what the “I” stands for!) Investigators look for answers to questions. In PFI, we look for answers to big questions about God. We dig deep down in the truths of God’s Word to find them.”</p>
<b>Praise Factory Theme Song</b>	<p>“Let’s sing our Praise Factory Investigator’s theme song.”</p> <p><b>PFI: Praise Factory Investigators</b> <span style="float: right;"><i>PFI ESV Songs 11, Track 1</i></span></p> <p>We’re PFI: Praise Factory Investigators,  Diggin’ deep down for truths in God’s Word,  That’s PFI: Praise Factory Investigators,  Diggin’ deep down for truths in God’s Word,  We’re looking for answers to very big questions,  Big questions about God,  If you’re looking for answers to very big questions ‘bout God, come along,  Join PFI: Praise Factory Investigators,  Diggin’ deep down for truths in God’s Word,  That’s PFI: Praise Factory Investigators,  Diggin’ deep down for truths in God’s Word.  Deep down, diggin’ down, Let’s go diggin’ down,  Deep down, diggin’ down,  ‘Til answers to all our Big Questions we’ve found.  We’re PFI: Praise Factory Investigators,  Diggin’ deep down for truths in God’s Word,  That’s PFI: Praise Factory Investigators,  Diggin’ deep down for truths in God’s Word.</p>
<b>Classroom Rules Song</b>	<p>An important part of Praise Factory is helping us worship God and love one another. Our WoGoLOA song reminds us how we should act. Let’s sing it.”</p> <p><b>WoGoLOA Rules Song</b> <span style="float: right;"><i>PFI ESV Songs 11, Track 2</i></span></p> <p>Refrain:  WoGoLOA means “Worship God and love one another,”  WoGoLOA means “Worship God and love one another.”</p> <p>WoGo means “Worship God.”  Sound off, 1,2,3,  Joyfully take part,  Listen to others,  Obey your teachers. (<i>Refrain</i>)</p> <p>LOA means “Love One Another.”  Sound off, 1,2,3,  Be kind,  Be encouraging,  Help others, help others. (<i>Refrain twice</i>)</p>

**1. GETTING STARTED, continued**

<b>Opening Prayer</b>	"Let's ask God to help us obey these rules, and to help us worship Him and love one another as we learn more about Him today. Let's pray." <i>Pray.</i>
<b>Big Question Under Investigation:</b>  <b>Big Question 11 and Songs</b>	<p>"Now it's time to turn today's <b>Big Question Under Investigation</b>.</p> <p>It's: <b>How Can We Be Saved?</b></p> <p>We are all sinners who choose to disobey God. No matter how hard we try, we can never please God or earn eternal life on our own. We would have to live God's way perfectly to do that. That's why we need a Savior to save us from our sins, if we are to know God and become His people. Jesus, God's Son, is the Savior we need! He died on the cross to pay for the sins of God's people. He rose from the dead in victory! He alone can give us the gifts of knowing God and enjoying eternal life with Him. He promises to give these gifts to all who repent of their sins and trust in Him as their Savior.</p> <p>So the answer to our Big Question, '<b>How Can We Be Saved?</b>' is:  <b>It Is God's Free Gift!</b></p> <p>"Let's sing our Big Question Song(s): <span style="float: right;"><i>choose one or both</i></span></p> <p><b>Big Q &amp; A 11 Song</b> <span style="float: right;"><i>PFI ESV Songs 11, Track 3</i></span>  <i>(adapted version of "Here We Go Looby-Looby")</i>  How can we be saved?  How can we be saved?  How can we be saved?  It is God's free gift!</p> <p><b>How Can We Be Saved?</b> <span style="float: right;"><i>PFI ESV Songs 11, Track 4</i></span></p> <p><i>Refrain</i>  How can we be saved? How can we be saved?  How can we be saved? It's God's free gift.  How can we be saved? How can we be saved?  How can we be saved? It's God's free gift through Christ.</p> <p>Verse 1  I disobey God, I need a Savior,  You disobey God, You need a Savior,  We all disobey God, We need a Savior.  To save us from our sins. <span style="float: right;"><i>Refrain</i></span></p> <p>Verse 2  Jesus, He paid the price, the perfect sacrifice,  On the cross, gave His life,  Bought us eternal life,  Takes away all our sin,  Makes our hearts clean within,  When we repent and believe in Him. <span style="float: right;"><i>Refrain</i></span></p>

**1. GETTING STARTED, continued****Unit 11  
Bible Verse**

"How do I know this is true? The Bible tells me so!

Romans 6:23 tells us: "For the wages of sin is death, but the free gift of God is eternal life in Christ Jesus our Lord."

**Big Question 11 Bible Verse Song**  
**The Free Gift of God: Romans 6:23**

*PFI ESV Songs 11, Track 5*

The free gift of God is,  
 The free gift of God is,  
 The free gift of God is....what?  
 The free gift of God is eternal life through Jesus, through Jesus  
 The free gift of God is eternal life through Jesus. (repeat)  
 Romans Six, twenty-three.

We all want to have eternal life, but the sad truth is that none of us deserve it. We have all turned away from God and His good ways. We all deserve God's punishment, not wonderful life with Him. But God in His amazing mercy sent His Son Jesus to live the perfect life we never have lived. He took the punishment we deserve. When we turn away from our sins and trust in Jesus as our Savior, He gives us the free gift of eternal life. How good is God to sinners, like you and me!

**2. DIGGING DEEP DOWN: Key Concept and Story** (*introduce the Bible Truth and tell the related story*)**Bible Truth 1**

"It's time for us to dig down deeper for answers to our Big Question. We're learning **FOUR** Bible Truths that all tell us something about the salvation God offers us. We are learning the first one today.

The Bible Truth we are going to be thinking about today is:  
**God Saves Sinners Who Confess Their Sins.**

God is perfectly holy. There is no sin in Him at all. He is too holy for sin to even live in His presence. How gloriously magnificent and pure is He!

But we are all sinners. We have all chosen to rebel against God and His good ways. Not only can we not live in His presence because of our sinfulness, but we deserve to be shut out of His presence forever because of it. And there's nothing sinful people like us can do on our own to make ourselves acceptable to God.

We would be without hope, except for God's amazing grace and mercy! He, Himself, has done what was needed. He sent His Son Jesus to live a perfect life and offer it up as the perfect payment for the sins of His people when He suffered and died on the cross. On the third day, Jesus rose from the dead, showing He had beat sin and death. Yes, He had fully paid for the sins of God's people. He has made salvation a gift.

How can we receive this wonderful gift? God offers forgiveness of sins and eternal life to all who confess their sins to Him and trust in Jesus as their Savior. When we do this, turning away from living life our own way and living for God instead, He will give us this gift! He will make us His people forever!

**2. DIGGING DEEP DOWN, continued****Bible Truth 1  
Hymn**

"Long ago, a woman named Elizabeth Celphane was thinking about this Bible truth, too. She wrote the words a hymn called "Beneath the Cross of Jesus" We're going to learn a verse from it.

**Beneath the Cross of Jesus***PFI ESV Songs 11, Track 6***Verse 2**

Upon that cross of Jesus  
 Mine eye at times can see  
 The very dying form of One  
 Who suffered there for me;  
 And from my smitten heart with tears  
 Two wonders I confess,  
 The wonders of His glorious love  
 And my unworthiness.

God's people love to think about what God has done to save them. He loved them so much that He chose to send Jesus, His One and Only Son to suffer and die for their sins on the cross. They are saved because He died in their place! Their hearts are smitten with--that is, overwhelmed-- the greatness of His love for them, such undeserving sinners.

**Bible Truth 1  
Bible Verse  
and Song**

"The Bible verse we are going to be digging down into for this Bible Truth is:

**1 John 1:8-9**

"If we say we have no sin, we deceive ourselves, and the truth is not in us. If we confess our sins, he is faithful and just to forgive us our sins and to cleanse us from all unrighteousness."

These verses remind us that we are all sinners. We deceive ourselves if we think we are not. But, the good news is, that if we admit we are sinners and confess our sins to God, He is faithful and just and will forgive us our sins and save us through Jesus.

We've said our Bible verse, now let's sing it!

**If We Say We Have No Sin***PFI ESV Songs 11, Track 7*

If we say we have no sin,  
 We deceive ourselves, and the truth is not in us,  
 The truth is not in us.  
 If we say we have no sin,  
 We deceive ourselves, and the truth is not in us,  
 The truth is not in us.

If we confess our sins,  
 He is faithful and just to forgive us our sins,  
 If we confess our sins,  
 He is faithful and just to forgive us our sins,  
 And to cleanse us from all unrighteousness.

First John One, verses eight and nine.

*You might also enjoy  
 this extra song:*

If We Say  
 1 John 1:8-9, ESV  
*PFI ESV Songs 11, Track 8*



**2. DIGGING DEEP DOWN, continued****LESSON 1 STORY**

**New Testament  
Story:**

**The Case of the  
Ridiculous Runner**  
Luke 15

"Now it's time for today's story called: **The Case of the Ridiculous Runner.**

**As you listen to the story, see if you can figure out:**

- 1. Who was the Ridiculous Runner? Who thought his running was ridiculous? (Ridiculous means something silly that you wouldn't expect them to do).**
- 2. Why did he run even though it was thought ridiculous? Who did he run to? What does the Ridiculous Runner tells us about God?**

*(If desired, write these questions on a sheet of paper to refer to when the story is finished.)*

*Read story.*

*After reading story, ask for the children's answers to the questions.*

**1. Who was the Ridiculous Runner? Who thought his running was ridiculous? (Ridiculous means something silly that you wouldn't expect them to do).** The father of the two young men in Jesus' story. Everyone in Jesus' time would think it ridiculous for an honored old man to run. The teachers of the law especially would have looked down on this man for running.

**2. Why did he run even though it was thought ridiculous? Who did he run to? What does the Ridiculous Runner tells us about God?** He ran because his son was returning home to him when he thought he would never see him again. He was so happy to see him! He ran to his son. That God rejoices over sinners who come to Him, confessing their sins. He loves them and welcomes them into His family.

*Close in prayer. (prayer suggestions included at end of story)*

**LESSON 2 STORY**

**Story of the Saints:**

**The Case of the  
Mountains of  
Death and Life**

"Now it's time for today's story called: **The Case of the Mountains of Death and Life.**

**As you listen to the story, see if you can figure out:**

- 1. Why were the mountains called the Mountains of Death?**
- 2. Who went to those mountains to bring life? How did they do that?**

*(If desired, write these questions on a sheet of paper to refer to when the story is finished.)*

*Read story.*

*After reading story, ask for the children's answers to the questions.*

**1. Why were the mountains called the Mountains of Death?**

Because of all the terrible sicknesses there were there. Many people died.

**2. Who went to those mountains to bring life? How did they do that?** The Brands went to these mountains to bring medicine, but most importantly, to bring the good news of Jesus. As people heard the gospel, many confessed their sins and trusted in Jesus as their Savior. This brought God's life to the Mountains of Death.

*Close in prayer. (prayer suggestions included at end of story)*

**2. DIGGING DEEP DOWN, continued****LESSON 3****Old Testament Story:****The Case of the Not-So-Secret Sinner***2 Samuel 11-12*

"Now it's time for today's story called: **The Case of the Not-So-Secret Sinner.**

**As you listen to the story, see if you can figure out:**

- 1. Who was the Not-So-Secret Sinner? How did he try to cover up his sin?**
- 2. Who knew about his sin and prompted him to confess it? How did God respond to this secret sinner's confession to Him?**

*(If desired, write these questions on a sheet of paper to refer to when the story is finished.)*

*Read story.*

*After reading story, ask for the children's answers to the questions.*

- 1. Who was the Not-So-Secret Sinner? How did he try to cover up his sin?**

David. He had Bathsheba's husband killed in battle to get rid of him.

- 2. Who knew about his sin and prompted him to confess it? How did God respond to this secret sinner's confession to Him?** The LORD knew. He used Nathan the prophet to help David see his sins and turn away from them. The LORD forgave David when he confessed his sins.

*Close in prayer. (prayer suggestions included at end of story)*

**3. TAKING ACTION: Response Activities** *(choose from among these activities)***Response Activities**

- **ACTS Prayer Activity:** Add your own prayer requests to the ACTS prayer
- **Sneaky Snack:** Story-related snack
- **Bible Truth Review Activity:** Game with questions related to the Bible Truth
- **Bible Truth Hymn:** Music activities to learn a portion of a Bible Truth-related hymn
- **Bible Verse Review Activity:** Game with questions related to Bible Truth Bible verse
- **Bible Verse Song:** Music activities to learn the Bible Verse song
- **Story Review Activity:** Game with questions related to the Bible Truth and Case
- **Case RePlay, Jr. and Sr.:** Two drama activities that review the story: one for younger children, one for older children.
- **Craft:** Story-related craft
- **VIPP (Very Important Prayer Person):** Game and a coloring activity to help children learn about people in your church and how to pray for them.

*(VIP resources: found online or at back of this book)*

**4. TAKING IT TO OTHERS** *Optional presentations for the last few minutes of class***Presenting to Other Children**

*If you split the children into different response activities, you can gather the children together again and have each small group make presentations to show the other children what they learned. Presentation ideas are included in the resources for each activity.*

**Presenting to Parents**

*If you keep your children together for response activities, you can have them make a presentation of something they have learned to their parents when they come to pick them up from class. Presentation ideas are included in the resources for each activity.*

**5. TAKING IT HOME** *(Take Home Sheet)***PFI Pronto**

*Give out the PFI Pronto for the case story as well as any other materials as the children are dismissed.*

## **BIBLE TRUTH 1, LESSON 1: PLANNER/OVERVIEW**

### **GETTING STARTED: Welcome and Opening Songs** (*introduce unit and get kids moving with these songs*)

**Welcome to Praise Factory:** PFI: Praise Factory Investigators Theme Song *PFI ESV Songs 11, Track 1*

**Rules to Help Us Worship God and Love One Another:** WoGoLOA Classroom Rules Song  
*PFI ESV Songs 11, Track 2*

**Big Question Under Investigation:** Big Question 11 Songs *PFI ESV Songs 11, Tracks 3,4*

**Big Question Bible Verse:** Romans 6:23 Song: *PFI ESV Songs 11, Track 5*

### **DIGGING DEEP DOWN: Key Concept and Story** (*introduce the Bible Truth and tell the related story*)

**Bible Truth 1:** God Saves Sinners Who Confess Their Sins

**Bible Truth Hymn:** Beneath the Cross of Jesus, v.2 *PFI ESV Songs 11, Track 6*

**Bible Verse:** 1 John 1:8-9

**Bible Verse Song:** If We Say We Have No Sin *PFI ESV Songs 11, Track 7*  
*Extra Bible Verse Song: If We Say 1 John 1:8-9 ESV PFI ESV Songs 11, Track 8*

**Lesson 1 New Testament:** The Case of the Ridiculous Runner *Luke 15*

### **TAKING ACTION: Response Activities** (*choose from among these activities*)

**Snack and Discussion Planner:** Pig Pods and Fattened Calf

**ACTS Prayer:** Prayer Sheet

**Bible Truth Review:** Discussion Questions and Game: Menagerie

**Bible Truth Hymn:** Beneath the Cross of Jesus, v.2 *PFI ESV Songs 11, Track 6*  
Song, Sign Language and Song Game: Big Voice, Little Voice **PFI ESV Songs 11 BOOK or ONLINE**

**Bible Verse Review:** 1 John 1:8-9 Discussion Sheet and Game: Rush to the Store

**Bible Verse Song:** If We Say We Have No Sin *1 John 1:8-9 PFI ESV Songs 11, Track 7*  
Song, Sign Language and Song Game: Sign It, Say It, What Does It Mean? **PFI ESV Songs 11 BOOK or ONLINE**

**Story Review:** Discussion Questions and Game: String Along

**Case Replay, Jr: Drama Activity for Youngest Children** (children do same story actions together)

**Case Replay, Sr: Drama Activity for Most Children** (children re-tell story with individual parts)

**Craft:** The Younger Son's Rags and Robes

**VIPP (Very Important Prayer Person) Prayer Time:** Coloring Sheets (back of book); Game: Ball Roll Review

### **TAKING IT HOME: Take Home Sheet for Review and Family Devotions**

**PFI Pronto:** Bible Truth 1, Lesson 1 **PFI ESV Prontos 11 BOOK or ONLINE**

**The Case of the Ridiculous Runner** Luke 15 by Connie Dever**Our story is called:****The Case of the Ridiculous Runner.****As you listen to the story, see if you can figure out:**

1. Who was the Ridiculous Runner? Who thought his running was ridiculous? (Ridiculous means something silly that you wouldn't expect them to do).
2. Why did he run even though it was thought ridiculous? Who did he run to? What does the Ridiculous Runner tell us about God?

This story takes place in New Testament times, when Jesus lived on earth.

Some men walked together down the street. It was easy to tell: these were important people! What proud long beards, what beautiful robes, and what showy prayer shawls with long tassels they had! Yes, they were important people. They were Pharisees and teachers of God's law. And in Israel, there was hardly anyone more important than them.

As these men walked along, they noticed a crowd of people who were just the opposite of them: very unimportant people. They were what many would call big sinners. Terrible people, like greedy tax collectors. The Pharisees were disgusted by this swarm of disgusting people, but they were also curious as to know why they had gathered together.

Soon they had their answer: Jesus! Oooh! That frustrating new rabbi (teacher of God's law)! They hated how Jesus cared for sinners! He welcomed them. He even ate with them, as if they were friends! "Why does a good teacher like Jesus spend time with sinner?!" the Pharisees grumbled. "Doesn't He know He makes himself unclean before God when He does that?" they exclaimed.

But it was what Jesus taught those sinners that made them even angrier. "It's not the well who need a physician but the sick. The Son of Man has come to seek and save the lost. Whoever comes to me I will never turn away," Jesus told these people. Jesus was inviting these sinners to come to God!

"These people are so sinful that they aren't even allowed in the synagogues or the Temple," the Pharisees exclaimed. "They have broken God's laws on purpose. Jesus knows the law offers no sacrifice for people who do that," the Pharisees complained. "Who does Jesus

think He is, to give these sinners the hope of forgiveness! Only God can do that!"

But Jesus knew the Pharisees had something wrong. No one could ever keep God's laws well enough to please God. All people were sinners who deserved God's punishment! All needed to turn away from their sins and confess them to God. All needed a Savior to forgive them of their sins. There were no exceptions! These Pharisees need to hear this message just as much as the tax collectors, though they didn't know it. So Jesus began to tell a story that would make this clear.

"There once was a good Jewish father who had two sons," Jesus began. "The older son was obedient and -the Pharisees as much as these people they called sinners. hardworking for his father as a son should be; but, the younger son was not. He did not want to stay home and did not want to keep his father's rules and way of living. So he went to his father and said, "Father, when you die a part of all your things will be mine. I don't want to wait until then. Give me my share now!"

"What a wicked son! What a sinner he is!" the Pharisees were probably thinking. "Asking for any of your father's things while he's still alive is like saying to him 'I wish you were dead. Give me your money!' That was even worse than what the tax collectors did!"

Jesus continued, "Even though it was terrible of the son to ask his father his share of the property, the father decided to give it to him anyway. The son took all his father had given him and sold it for cash. He took the money, packed his things and left home for a faraway Gentile country where he spent all his money living and wild life doing whatever pleased him."

What a sinner this younger son was! Everyone listening

**Story-telling Tips****Ahead of time:**

1. Read the Bible verses and story. Pray!
2. Create story cue cards on index cards (or highlight text).
3. Practice telling story dramatically, timing your presentation. Shorten, if necessary to fit your allotted time.
4. Decorate area with story props that help bring your story alive.

**During your presentation:**

1. Maintain as much eye contact as possible as you tell the story. Point to/use props at important points in the story. Include the kids in your story with a few questions about what they think will happen or words/concepts that might be new to them.
2. Watch the kids for signs that their attention span has been reached. Shorten, if necessary.

to Jesus' story could see that! Disgracing his father and brother! Taking all of his father's hard-earned money and spending on a bunch of Gentiles!

Everyone in that crowd knew that the younger son deserved to be cut off from his family and never allowed to return. Perhaps that had even happened to sinners gathered right there at Jesus' feet. Hadn't they embarrassed their families by their big sins?

Jesus went on with the story: "Life got worse for the young man when his money ran out. A bad famine—no rain for a long time—hit the land. Crops and animals died. Everyone was just barely getting by. No one needed extra help or had extra food to share. Finally the young man became so desperate that he got a job feeding the pigs of a Gentile (non-Jewish) farmer!

Feeding pigs for a Gentile farmer might not sound so bad to us, but it was a terrible thing to the Jews listening to Jesus' story. Jews weren't supposed to have anything to do with Gentiles, let alone work for them. They weren't supposed to eat or even touch pigs. Many even believed that a person who raises pigs is cursed by God! "This son is really in trouble with God now!" the listening crowd would have thought.

Jesus went on. "The young man fed the pigs, but even the pigs got more food than he did. He was so hungry he would have even eaten the pigs' dry pods, but nobody even offered those to him.

At last the son began to think: "What a sinner I am! What have I done?! Taken my father's things, runaway from home, spent all his hard-earned money doing all sorts of wicked things! Now look at me: working on a pig farm with not even enough food to keep me from starving. Life is far better than this for my father's workers. He gives them good work and gives them so much food that they have leftovers. I have disgraced my father. I could never be his son again, I know that, But, perhaps if I confess my sin against him and God, he will take me as one of his servants.' So the young man left the pig farm and started the long trip back home."

Everyone was curious to hear what Jesus would say next. This son had sinned terribly against both God and his father! How could he think that either one of them would forgive him after all he's done?! The Pharisees knew that by the law (Deuteronomy 21), that father

even had the right to stone his son to death for such rebellious behavior! Asking to be a servant was even too good for him! But what would the father in Jesus' story do? They all waited and listened.

"As the son walked along, he thought about what he would say when he got home: 'Father, I have sinned against heaven and against you. I am not worthy to be your son. Make me like one of your servants...'"

But to the son's surprise, he didn't have to go home to find his father. His father was coming to him! He had spotted his son coming down the road from a long way off and now he was running straight towards him at full speed--something older men just didn't do! This was shocking and embarrassing!

Why was the father running anyway? No one would have been surprised if Jesus said that the father started yelling at his son to go away and never come back; or even, starting throwing at his son. This was what this son deserved, everyone would have thought. Perhaps some of the sinners listening to Jesus right then knew what this was like. Perhaps this had even happened to them. After all, they had acted shamefully, too.

But the father in Jesus' story didn't do these things. "The father ran until he reached his son," Jesus told the crowd. "He threw his arms around him and kissed him."

Such love the son never expected and knew he didn't deserve! He started his speech: 'Father, I have sinned against heaven and against you. I am no longer worthy to be called your son....'

But he never got to finish. His father had already forgiven him! This was his son, returned to him! The father was overjoyed! He turned to his servants and said, "Go quickly and bring the best robe in the house... my robe...and put it on my son. Get the family ring and place it on his finger. He will not be some barefooted servant! This is my son. Bring sandals for his feet!" Bring the fattened calf we were saving for a special celebration and prepare it," he ordered them. "We are having a feast to celebrate. I thought my son was lost and dead forever. But he's been found and he's alive! And they began to celebrate.

When the older son came home, his father invited him to celebrate the return of his little brother, but he refused, "Look! All these years I've been slaving for you

and never disobeyed your orders. Yet you never gave me even a young goat so I could celebrate with my friends. But when this son of yours who has wasted your money on big parties with sinners comes home, you kill the fattened calf—the best food we have—to celebrate with him!”

“My son,” the father said, “you are always with me, and everything I have is yours. But we had to celebrate and be glad, because this brother of yours was dead and is alive again; he was lost and is found.”

The crowd was shocked with the ending to Jesus’ story. This was not at all the way it was supposed to be. A wicked, younger son forgiven and welcomed back into the family! The older son asked to celebrate!! How could this be?

Yet that was exactly what Jesus wanted them all to see: God is like the father in the story and those listening to his story are like the two sons. Some might be rebellious, law-breakers, like the younger son. Others were proud, law-keepers, like the older son. God wants them all to come to Him, confess their sins and be saved. He wants His people to celebrate every sinner who turns away from his sins and trusts in Jesus as their Savior.

### Cracking the Case:

**It’s time to answer our Case Questions.**

**1. Who was the Ridiculous Runner? Who thought his running was ridiculous? (Ridiculous means something silly that you wouldn’t expect them to do).** The father of the two young men in Jesus’ story. Everyone in Jesus’ time would think it ridiculous for an honored old man to run. The teachers of the law especially would have looked down on this man for running.

**2. Why did he run even though it was thought ridiculous? Who did he run to? What does the Ridiculous Runner tell us about God?** He ran because his son was returning home to him when he thought he would never see him again. He was so happy to see him! He ran to his son. That God rejoices over sinners who come to Him, confessing their sins. He loves them and welcomes them into His family.

### Something for You and Me

**Our Bible Truth is:**

**God Saves Sinners Who Confess Their Sins**

**Our Bible Verse is: 1 John 1:8-9:**

“If we say we have no sin, we deceive ourselves, and the truth is not in us. If we confess our sins, he is faithful and just to forgive us our sins and to cleanse us from all unrighteousness.”

Who are we like? Are we like the tax collectors and other sinners, who know their sins and are afraid they are too bad to receive God’s forgiveness? Then what good news Jesus’ story is! All who come to Him, confessing their sins, turning from them and trusting in Jesus as their Savior, will be saved! No one has been too bad for God to forgive, if they will but turn to Him!

Or are we like the Pharisees? Are we proud about how good we are and look down on others who seem to be bigger sinners than us? We should ask God to work in our proud, hard hearts and help us to confess our sins, turn from them and trust Jesus as our Savior, too. For whether we are the worst of sinners or think we are the best law keepers, we all are sinners who need a Savior!

Let’s praise God for being so merciful to sinners. Let’s ask Him to work in our hearts, that we might see and confess our sins to Him. And, that we might turn away from our sins and trust in Jesus as our own Savior.

*Close in prayer.*

### Closing ACTS Prayer

**A** God, we praise You for being so merciful to sinful people. We praise You for being the Savior of Your people.

**C** God, we confess that we are all sinners who deserve God’s punishment. We all need a Savior!

**T** God, we thank You that Your forgiveness is so great that even the worst of sinners can be forgiven by You.

**S** God, work in our hearts! Help us to confess our sins, turn away from them and trust Jesus as our own Savior.

# **ACTS PRAYER ACTIVITY**

Use this sheet to write down your ACTS Prayer

## **Instructions:**

Use this sheet to help the children apply the Bible Truth into a prayer. You can use the ACTS provided or even better, have the kids think of their own applications. Also have the children add their personal requests to the prayer, too. Lead the children in the prayer or let them pray sections, with your help. Never force a child to pray! Non-readers can participate by you whispering a section of the prayer into their ear and allowing them to pray it aloud for the group.

## **ADORATION:**

God, we praise You for being faithful and just and able to forgive our sins.

God, we praise You for being.....

---

Add your own Adorations:

---

---

## **CONFESSION:**

God, we confess that we are all sinners who need You to save us. We can never be acceptable to You on our own. We need Jesus to save us!

God, we have sinned against You....

---

Add your own Confessions:

---

## **THANKSGIVING:**

Thank You, God for being willing to forgive all our sins, when we confess them and trust in Jesus as our Savior.

God, we thank You for...

---

Add your own Thanksgivings:

---

---

## **SUPPLICATION:**

God, work in our hearts. Make us aware of our sins and our need of Jesus to save us. Help us to confess our sins to You and repent of them. Help us to trust in Jesus as our Savior. Be our Heavenly Father! Make us Your adopted children who love You and who You will love forever.

God, we need Your help...

---

Add your own Supplication:

---

---

---

---

## **SNEAKY SNACK**

Can you figure out how this snack ties in with our case?

---

### **Snack: Pig Pods and Fattened Calf**

Snow Pea or Sugar Snap Pea "Pig Pods" with Ranch Dressing OR "Fattened Calf" Meatballs and ketchup (Purchase frozen meatballs in freezer section of grocery store and cook ahead of time.)

This is only a suggestion. Feel free to modify. Be mindful of allergy issues among your children!

**Case Tie-in:** In Jesus' story, life became so terrible for the younger son that he had only pods fed to pigs to fill his stomach. But, when he decided to go home and ask for his father to hire him as a worker, his father took him back as an honored son. He ordered the fattened calf to be cooked to celebrate.

---

## **SOUL FOOD**

Food for thought during snack time

---

1. What does the snack have to do with the story?

Choose a few questions from the other activity discussion sheets to talk about during this snack time.

2.

---

---

3.

---

---

4.

---

---

5.

---

---

6.

---

---

7.

---

---



Directions: Read and discuss Bible Truth, using a FEW of the questions. Play game. Feel free to modify the game to fit your children.

### **God Saves Sinners Who Confess Their Sins**

God is perfectly holy. There is no sin in Him at all. He is too holy for sin to even live in His presence. How gloriously magnificent and pure is He!

But we are all sinners. We have all chosen to rebel against God and His good ways. Not only can we not live in His presence because of our sinfulness, but we deserve to be shut out of His presence forever because of it. And there's nothing sinful people like us can do on our own to make ourselves acceptable to God.

We would be without hope, except for God's amazing grace and mercy! He, Himself, has done what was needed. He sent His Son Jesus to live a perfect life and offer it up as the perfect payment for the sins of His people when He suffered and died on the cross. On the third day, Jesus rose from the dead, showing He had beat sin and death. Yes, He had fully paid for the sins of God's people. He has made salvation a gift.

How can we receive this wonderful gift? God offers forgiveness of sins and eternal life to all who confess their sins to Him and trust in Jesus as their Savior. When we do this, turning away from living life our own way and living for God instead, He will give us this gift! He will make us His people forever!

### **Understanding the Bible Truth**

1. What is God like? *God is perfectly holy. There is no sin in Him at all. He is too holy for sin to even live in His presence.*
2. Are we holy like God? *No, we are all sinners.*
3. What have all people chosen to do? *To rebel against God and His good ways.*
4. What do all people deserve from God? *To be shut out of His presence forever because of our sins.*
5. What can sinful people like us do ON OUR OWN to make ourselves acceptable to God? *Nothing.*
6. Who has done something to make us acceptable to God? *God has.*
7. What did God do so that sinners can be made acceptable in His presence? *Sent Jesus to suffer and die on the cross as the perfect payment for their sins.*
8. Why could Jesus make us acceptable when we couldn't do it ourselves? *Because Jesus lived a perfect life, completely holy.*
9. What did Jesus show when He rose from the dead on the third day? *That He had really paid for the sins of God's people, once and for all.*
10. How can we be forgiven of our sins and receive eternal life? *We can confess our sins to God and trust in Jesus as our Savior, turning away from living life our own way and living for God instead.*

### **Bible Verse Connection Question**

1. What does our Bible Truth have to do with our **Bible Verse: 1 John 1:8-9**: "If we say we have no sin, we deceive ourselves, and the truth is not in us. If we confess our sins, he is faithful and just to forgive us our sins and to cleanse us from all unrighteousness."?

*This verse reminds us that we are all sinners. We deceive ourselves if we think we are not. But, that if we confess our sins to God, He is faithful and just and will forgive us our sins.*

### **Bible Truth Story Connection Questions**

1. How is God the Father like the father in Jesus' story? *Offers to forgive the sins of those who confess their sins to Him and makes them His people even though they do not deserve it.*
2. Why would the tax collectors and sinners listening to Jesus be surprised that they could receive God's forgiveness? *They thought they were too bad to be forgiven.*
3. Would the Pharisees have been surprised that they, too, were sinners who needed to confess their sins to God for forgiveness and to be saved? *Yes. They thought that they were pleasing God by keeping the law as well as they did.*

**Life Application Questions**

1. What should we do, if we want God to forgive us? *Humbly confess our sins to Him, turn away from our sins, and trust in Jesus as our Savior.*
2. What is something we can thank and praise God for every day, no matter what else happens to us, if we are His followers? *That He has taken care of our worst problem: eternal punishment for our sins. No matter how bad other things are, we know that we have a wonderful eternity with Him to look forward to.*

**ACTS Questions**

1. What is something we can praise God for because of this Bible Truth?  
*Praise God for being the Merciful Savior of All Who Confess Their Sins to Him, in repentance and faith.*
2. What are sins we can confess to God because of this Bible Truth?  
*Confess ways this week we sinned against God in our hearts, with our words and actions.*
3. What is something we can thank God for because of this Bible Truth?  
*Thank God for the forgiveness we can have through Jesus.*
4. What is something we can ask God for because of this Bible Truth?  
*We can ask God to work in our hearts that we would want to confess our sins, turn away from disobeying Him and trust in this wonderful Jesus as our own Savior. We can ask Him to work like this in others, too.*

**The Gospel**

1. We are all born sinners. What hope is there for sinners? What is the gospel?  
*God is the good Creator and King of the world. He made people to worship Him and live by His good laws. But we are all sinners who have rebelled against Him. We all deserve death--God's just, eternal punishment for our sins. How terrible! But God has good news for us. In His great mercy, God sent His Son Jesus to earth to save sinners. Yes, Jesus, the perfect Son of God, left His home in heaven and became a man. He lived the perfect life that pleases God. (He's the only one who has ever done that!) He offered it up to God His Father as the perfect sacrifice for sins when He suffered and died on the cross. Then, on the third day, Jesus rose from the dead in victory. He had fully paid for the sins of God's people, so they wouldn't have to! Now all who turn away from their sins and trust in Jesus as their Savior will receive forgiveness of sins and eternal life with God. They will be His very own special people who will know Him and enjoy Him forever. We can be God's people, too, if we turn from our sins and trust in Jesus as our own Savior.*

## Game: Menagerie

### Materials

Small Bag/Bowl  
Bible Truth Questions

### Preparing the Game

1. Choose 20+ questions for your game from the Bible Truth Discussion Questions, or make up your own.
2. Write the Bible Truth questions on small thin strips of paper (or make a photocopy of the Bible Truth Discussion Questions and simply cut them into strips) and put them in the bag/bowl.

### Playing the Game

Divide the children into three or four teams, depending on how many children you have. Each group of children is given the name of an animal and is assigned a corner of the room. You are "It" and stand in the middle of the room. When everyone is ready, give instructions to different groups of animals, such as "I want the bears to change places with the monkeys." The bears and monkeys when then run to change places. You, as It, will try to tag bears and monkeys. Choose a question from the bag to read to your caught animals. If they get it right, they are released to be back with their fellow animals. If not, they must wait until another, correct answer to be released.

Game continues as number of questions, time, and attention span allow.

### Non-competitive Option

Do not exclude "caught" animals from the game, even if they get the answer wrong. Instead release them back to their fellow animals and put the question back in the bag for review again.

### Optional TAKING IT TO OTHERS Activity: Quiz Questions

Have the children choose a few of the questions from the game to ask the parents/other children during TAKING IT TO OTHERS time. Help pre-readers by whispering the question in their ear and letting them ask it aloud to the parents/other children. Make sure you read the Bible verse aloud before you ask your questions.

Directions:

1. Write words to song in large print before class.
2. Play the song for the children, helping them follow along on the song sheet.
3. Discuss the song, using a few questions from the discussion sheet. *Don't use them all!*
4. Introduce sign language for key words of your choice from sign language sheet for your song. Use as few or as many as you think the children can learn.
5. Sing and sign the song. Sign language as well as large format lyrics and sheet music are found in the PFI Unit Songbook or online.
6. If desired, play the Song Game.

**Optional TAKING IT TO OTHERS Activity: Presenting and Singing the Song**

1. Sing and sign the song, encouraging the watching children/parents to join in.
2. Ask the class some of the questions listed below. The Bible Truth Connection Question is particularly good to help them understand how the song ties in with the Bible Truth.

**Beneath the Cross of Jesus**

**Verse 2**

Upon that cross of Jesus  
 Mine eye at times can see  
 The very dying form of One  
 Who suffered there for me;  
 And from my smitten heart with tears

**Listen to it on PFI ESV Songs 11, Track 6**

**Understanding the Song**

1. What does it mean that "sometimes my eye can see the very dying form of Jesus"? *It doesn't mean that you actually see Jesus, but you imagine in your head what that might have looked like as He was nailed to the cross dying.*
2. Who did Jesus suffer on the cross for? *He didn't suffer for bad things He had done, for He never did anything bad. He suffered for all who would ever turn from their sins and trust Him as their Savior, that they would be forgiven their sins and become God's people.*
3. What does it mean to "wait at Jesus' crucified feet"?  
*It doesn't mean that he is really bowed right in front of Jesus' feet. In his mind he is thinking about how Jesus had to be crucified so that he could be forgiven his sins—the pain of nails in His feet and hands, the pain of suffering in His spirit. He asks and waits to receive the forgiveness of his sins, humbly thinking of this.*
4. What does smitten mean? *To feel something very strongly.*
5. What is the singer's heart smitten with?  
*The wonder of God's love for him by sending His only, beloved Son to suffer and die for him, a sinner who deserves nothing but God's punishment, not His mercy.*

**Bible Truth Connection Question**

1. How does this song relate to our Bible Truth: **God Saves Sinners Who Confess Their Sins?**

*God's people are amazed at what God would do to save sinners who confess their sins. They are amazed that He would love them so much that He would send His Son to suffer and die for them on the cross. Their hearts are smitten with the greatness of His love for them, such undeserving sinners.*

**Story Connection Question**

1. How does this song relate to today's story? *The tax collectors and other sinners were amazed to know that God would forgive their terrible sins against Him, just like the father in the story forgave the terrible sins of his son. They wondered at God's love for even them, especially considering how very unworthy they were of it.*

**Life Application Questions**

1. How can God's people be affected by the message of this song?  
*They can remember how great God's love is for them, though they are sinners. They can gratefully thank Jesus for His great sacrifice made that they could never deserve.*
2. How can we become God's people? *By turning away from our sins, confessing them to God and trusting in Jesus as our Savior.*

**Bible Connection Question**

1. What does this hymn have to do with our Bible Verse: **1 John 1:8-9**: "If we say we have no sin, we deceive ourselves, and the truth is not in us. If we confess our sins, he is faithful and just to forgive us our sins and to cleanse us from all unrighteousness."?

*We are all sinners. We are unworthy of God's forgiveness. But God is faithful and just...and oh, so, merciful. He sent Jesus to save all who confess their sins to Him, turn away from their sins, and trust in Jesus as their Savior. God's people know that God has forgiven them and not through any easy way, but through the suffering and death of Jesus on the cross. When they think about how Jesus, the very Son of God, died to save them, they wonder at His glorious love and their own unworthiness.*

**ACTS Questions**

1. What is something we can praise God for from this hymn?

*Praise God for being the merciful God sent His Son Jesus to die for His people's sins.*

2. What are sins we can confess to God from this hymn?

*That many times we don't marvel at how great God's love is. We don't think much about how Jesus suffered and died, taking God's people's punishment, so that they could be saved.*

3. What is something we can thank God for from this hymn?

*We can thank God His glorious love that would send Jesus to save His people.*

4. What is something we can ask God for from this hymn?

*That God would work in our hearts that we confess our sins, might turn from our sins and trust Jesus as our Savior. We can ask Him to help us to come to Him and be forgiven. We can ask Him to help us wonder at His glorious love shown through Jesus.*

**Gospel Question**

1. God's people marvel at God's love shown to them through Jesus? What is this amazing good news of God's love? What is the gospel?

*God is the good Creator and King of the world. He made people to worship Him and live by His good laws. But we are all sinners who've rebelled against Him. We all deserve death--God's just, eternal punishment for our sins. How terrible! But God has good news for us. In His great mercy, God sent His Son, Jesus to earth as a man to save sinners. He lived the perfect life that pleases God. (He's the only one who's ever done that!) He offered it up to God His Father as the perfect sacrifice for sins when He suffered and died on the cross. Then, on the third day, Jesus rose from the dead in victory. He had fully paid for the sins of God's people, so they wouldn't have to! Now all who turn away from their sins and trust in Jesus as their Savior will receive forgiveness of sins and eternal life with God. They will be His very own special people who will know Him and enjoy Him forever. We can be God's people, too, if we turn from our sins and trust in Jesus as our own Savior.*

## **Song Game: Big Voice, Little Voice**

### **Materials**

Song

Sign language signs used in the song printed out onto little cards

Blindfold

### **Preparing the Game**

None.

### **Playing the Game**

1. Practice the song and signs until the children know them well. Then tell them: "Children, we are going to hide a sign language sign and see if one of you can find it... with a little help from the rest of us!"
2. Choose someone to be "It" and blindfold them. Choose another child to hide one of the sign language cards. When it's hidden, "It" can remove the blindfold and begin to look.
3. The rest of the children will sing the song in a louder voice when "It" gets closer to the hidden sign and quieter when "It" gets further from the sign.
4. When "It" finds the hidden clue, another "It" is chosen and play begins again.

Game continues as number of questions, time, and attention span allow.

choose a FEW questions for discussion, then choose the game and/or music activity

**Meditation Version: 1 John 1:8-9**

"If we claim to be without sin, we deceive ourselves and the truth is not in us. If we confess our sins, he is faithful and just and will forgive us our sins and purify us from all unrighteousness."

**Alternate Memory/Games Version: 1 John 1:9**

"If we confess our sins, he is faithful and just and will forgive us our sins and purify us from all unrighteousness."

**Understanding the Bible Verse**

1. What does it mean to "claim to be without sin"? *To say that you do not sin.*
2. What does it mean to "deceive ourselves and the truth is not in us"? *To fool ourselves into thinking something is true that is not.*
3. *Why do we know that we are deceiving ourselves if we say we are without sin?* Because everyone is a sinner. No one is without sin.
4. What does it mean to "confess our sins"? *To tell our sins to God with a humble heart and with a desire to not do them anymore.*
5. What does God promise to do if we confess our sins? *To forgive us and purify us from all unrighteousness.*
6. What does it mean to "purify us from all unrighteousness"? *He will not hold our sins against us and he will work in our hearts so that we sin less against Him while we live here on earth. And, when we die, He will completely change us so that we will sin no more. Then, we will truly be purified from all unrighteousness.*
7. *Why will God do this for us? Because He is faithful: He promised to forgive those who confess their sins, so He will. And because He is just: Jesus gave His life as the perfect offering in the place of all who turn to confess their sins to God. He already paid for their sins, so God is just (that is, fair) to not ask us to pay for them, too.*
8. What did Jesus' story show the tax collectors and other sinners that God would do for even them, if they humbly confessed their sins to Him? *That He would save them, even though they had been terrible sinners.*

**Bible Truth Connection Question**

1. What does this verse have to do with the **Bible Truth: God Saves Sinners Who Confess Their Sins?**

This verse reminds us that we are all sinners. We deceive ourselves if we think we are not. But, the good news is, that if we admit we are sinners and confess our sins to God, He is faithful and just and will forgive us our sins and save us through Jesus.

**Story Connection Questions**

1. What does the verse have to do with our story? *Jesus gave hope to sinners, even the worst sinners, who confessed their sins to God, as they turned away from their sins and trusted in Him as their Savior. God would even purify them from all unrighteousness.*

**Life Application Questions**

1. What does God promise to do for us, if we turn away from our sins and humbly confess our sins to Him? *He will forgive us, too, and purify us from all unrighteousness.*

**ACTS Questions**

1. What is something we can praise God for from this Bible Verse? *Praise God for being the Purifier of Unrighteous of His People.*
2. What are sins we can confess to God from this Bible Verse?  
*That we are all sinners. We need to be purified of our unrighteousness. We deserve God's punishment! We need a Savior!*
3. What is something we can thank God for from this Bible Verse?  
*We can thank God making the promise of purifying from unrighteousness ALL who come to Him, confessing their sins, turning away from them and trusting Jesus as their Savior. There is no one too sinful to be forgiven by God.*
4. What is something we can ask God for from this Bible Verse?  
*We can ask God to work in our hearts that we would want to confess our sins, turn away from disobeying Him and trust in this wonderful Jesus as our own Savior. That He would work in the hearts of others, in this way, too.*

**ACTS Questions**

1. What is something we can praise God for from this Bible Verse? *Praise God for being the Purifier of Unrighteous of His People.*

2. What are sins we can confess to God from this Bible Verse?

*That we are all sinners. We need to be purified of our unrighteousness. We deserve God's punishment! We need a Savior!*

3. What is something we can thank God for from this Bible Verse?

*We can thank God making the promise of purifying from unrighteousness ALL who come to Him, confessing their sins, turning away from them and trusting Jesus as their Savior. There is no one too sinful to be forgiven by God.*

4. What is something we can ask God for from this Bible Verse?

*We can ask God to work in our hearts that we would want to confess our sins, turn away from disobeying Him and trust in this wonderful Jesus as our own Savior. That He would work in the hearts of others, in this way, too.*

**The Gospel**

1. How did people become sinners in need of God' forgiveness? How can they receive His forgiveness? What is the good news of Jesus? What is the gospel?

*God is the good Creator and King of the world. He made people to worship Him and live by His good laws. But we are all sinners who have rebelled against Him. We all deserve death--God's just, eternal punishment for our sins. How terrible! But God has good news for us. In His great mercy, God sent His Son Jesus to earth to save sinners. Yes, Jesus, the perfect Son of God, left His home in heaven and became a man. He lived the perfect life that pleases God. (He's the only one who has ever done that!) He offered it up to God His Father as the perfect sacrifice for sins when He suffered and died on the cross. Then, on the third day, Jesus rose from the dead in victory. He had fully paid for the sins of God's people, so they wouldn't have to! Now all who turn away from their sins and trust in Jesus as their Savior will receive forgiveness of sins and eternal life with God. They will be His very own special people who will know Him and enjoy Him forever. We can be God's people, too, if we turn from our sins and trust in Jesus as our own Savior.*



## Game: Rush to the Store

### Materials

Bible verse written up in large print so that all can see

2 large pieces of paper or poster board

A toy shopping cart or shopping bag per team

Empty food or beverage containers such as milk cartons or cereal boxes—one for each word or group of words of the verse (no more than 10 per team)

Paper and marker

Bag or jar

Masking tape

Two tables

### Preparing the Game

1. Make copy of the verse per team and cut it apart into as many parts as containers per team. Number this verse pieces in order and tape them to the containers.
2. Make a sign per team of the verse. If you have a lot of non- or early readers, write the verse in easy to read print, numbering each word/section that correspond to the sections on the cut-up version of the verse. If your children are all proficient readers, do not write the verse on the poster board, but simply draw lines and number them 1-10, corresponding to the 10 verse pieces.
3. Write down and cut out the numbers used on the verse pieces and put in a little bag or jar.
4. Use the masking tape to mark each team's home starting line.
5. Place each team's "groceries" in separate piles at the far end of the room with space between the two piles for the teacher to stand.

### Learning the Verse

Some or all of your children may be non- or early readers. Teach the verse in sections, having them say it after you. Repeat a few times. Add clapping or other movement as they say it.

### Directions

1. If desired, lead the children in a discussion of a **FEW** of the most important questions before beginning game.
2. Explain the game to them as follows:

WARNING: Limit the children to walking quickly if you have a slick floor.

Divide the children into two teams and have them line up at their home lines. Explain that the class will say the Bible verse together, then you will pick a number out of your bag. The first player of each team will rush to the store to find the grocery item with that number on it. Instead of money to pay for the grocery, a child says the memory verse to the teacher. Then they rush home with the item in their bag, this place it on their team's table of groceries. The whole class will say the verse again, the teacher will choose another number and the next two children will go find that item, etc. until all items have been purchased and retrieved. Then, the children will line up their groceries so that their verse is in the right order and say the verse together. If working with less confident readers, point out to them that they can use the sign you made and the numbers in the verse pieces as hints to help them line it up properly. The team then says the verse together. The first team to do so, wins.

### Non-competitive Option

Don't split the children into teams. Have only one set of groceries. Have the children take turns retrieving the item and adding it to the class groceries on the table. Together they will work to put the verse together after collecting all the groceries.

### Optional TAKING IT TO OTHERS Activity: Quiz Questions

Have the children choose a few of the questions from the game to ask the parents/other children during TAKING IT TO OTHERS time. Help pre-readers by whispering the question in their ear and letting them ask it aloud to the parents/other children. Make sure you read the Bible verse aloud before you ask your questions.

Directions:

1. Write words to song in large print before class.
2. Play the song for the children, helping them follow along on the song sheet.
3. Discuss the song, using a few questions from the discussion sheet. *Don't use them all!*
4. Introduce sign language for key words of your choice from sign language sheet for your song. Use as few or as many as you think the children can learn.
5. Sing and sign the song. Sign language as well as large format lyrics and sheet music are found in the PFI Unit Songbook or online.
6. If desired, play the Song Game.

**Optional TAKING IT TO OTHERS Activity: Presenting and Singing the Song**

1. Sing and sign the song, encouraging the watching children/parents to join in.
2. Ask the class some of the questions listed below. The Bible Truth Connection Question is particularly good to help them understand how the song ties in with the Bible Truth.

**If We Say We Have No Sin**

If we say we have no sin,  
We deceive ourselves, and the truth is not in us,  
The truth is not in us.  
If we say we have no sin,  
We deceive ourselves, and the truth is not in us,  
The truth is not in us.

If we confess our sins,  
He is faithful and just to forgive us our sins,  
If we confess our sins,  
He is faithful and just to forgive us our sins,  
And to cleanse us from all unrighteousness.

First John One, verses eight and nine.

**Listen to it on PFI ESV Songs 11, Track 7**

## Song Game: Sign It, Say It, What Does It Mean?

### Materials

Sign Language signs used in song, particularly choose words with important meanings you want the children to learn, such as "grace", "redeem", etc.

Bag or bowl

### Preparing the Game

1. Cut out signs and put in bowl.

### Playing the Game

1. Practice the song and signs until the children know them well. Then put all the signs we've learned in this bag/ bowl and mix them up.
2. Ask one of the children to choose a sign, but not show it to anyone...but you, if they need some help.
3. Ask the child to do the sign for the rest of the children and see if the other children can guess which one it is. Do the sign with the child, if desired.
4. When the children guess the sign, ask them the meaning of the word. If no one guesses the sign, put it back in the bowl to be picked again.
5. Choose another child to pick a new sign from the bag and continue.

NOTE: You might want to sing the song after you do each word or couple of words.

**STORY REVIEW**

Directions: Read and discuss Bible Truth, using a FEW of the questions. Play game. Feel free to modify the game to fit your children.

**General Story Questions**

1. What kind of person was considered a "sinner" by most Jews in Jesus' day? *Only people who did really bad things, especially those who knew what God's laws were and went ahead and broke them.*
2. Where were these "sinners" not allowed to go? Why? *To the synagogue or the Temple. They were considered cut off from fellowship with God. The law did not permit an offering for people who had broken God's laws on purpose, like these people. They had no way to restore themselves to worship God in the Temple/synagogue with other of God's people.*
3. What did Jesus talk to the tax collectors and other sinners about? *How God would forgive them, when they turned away from their sins, confessed them and trusted in Him to save them.*
4. What was the younger son like in the story? He was wicked. *He wanted to take his father's things and go off and do whatever he wanted to with them. He rebelled against his father and his good ways.*
5. Why was it so bad that he asked his father for his share of the father's things? *That was like saying that he wished he were dead.*
6. What did the son do with the things his father gave him? *He sold it for cash so he could spend it easily.*
7. What did the son do after he got cash? *He spent them on wild living with friends in a faraway (non-Jewish) place.*
8. What happened to the son after he ran out of money? *His "friends" left him and he became hunger.*
9. Why was it so hard for him to get a job? *There was a famine in the land. Many crops and animals died. People had little money for themselves, let alone to hire someone else with.*
10. What was especially bad about the job the son found? *It was working for a Gentile (non-Jew) and feeding pigs. A Jew didn't think he should work for a Gentile, and especially not feed pigs. Some Jews thought anyone who worked with pigs was cursed by God.*
11. What made the son finally decide to go home? *He hoped his father might hire him to be his servant. That would be much better than the way he was living now.*
12. What did the son plan to say to his father? *He planned to confess his sins against God and his father. He would ask his father to hire him as a servant.*
13. What did the law say the father had the right to do to his rebellious son? *To treat him as if he were dead...even to stone him for his rebelliousness.*
14. What did the father do when he saw his son coming? Why was that unusual? *He ran towards him. Older, important men were never to run. That was dishonorable.*
15. What did the father do when his son said sorry? *He forgave him and restored him as his son. He even gave him the BEST robe, the family ring and the sandals of a son. He had the fattened calf killed to celebrate his return.*
16. Why was the older son angry? What did the father say to him? *He was angry because the father was honoring the wicked son; and, because he had worked so hard for his father and the father hadn't rewarded him. The father told him that all the rest of his things belonged to the older son, but that they must celebrate the wonderful news that the younger son had turned from his wicked ways and come back home.*
17. What did this story tell the tax collectors and other sinners? *That God offers forgiveness to even people like them, when they turn away from their sins, confess their sins to Him and trust in Him to be their Savior.*
18. What does this story tell the Pharisees? *That they are sinners with proud, hard-hearted hearts. They need God's forgiveness, too. And, that they should welcome sinners who turn away from their sins, confess them to God and trust in Him to save them.*

**Bible Truth Connection Questions**

1. What does this story have to do with our Bible Truth? *Jesus told this story to teach both the sinners and the Pharisees, that God will forgive sinners who turn from their sins, confess them to Him and trust in Jesus as their Savior. No one is too bad to be forgiven by God.*

**Bible Verse Connection Question**

1. What does the story have to do with our **Bible Verse: 1 John 1:8-9**: "If we say we have no sin, we deceive ourselves, and the truth is not in us. If we confess our sins, he is faithful and just to forgive us our sins and to cleanse us from all unrighteousness."?

*The Pharisees were wrong to think they were not sinners. They were deceiving themselves. The tax collectors and other sinners could be encouraged by knowing that God will even be faithful to them and forgive their sins & unrighteousness, if they would turn away from their sins, confess them to God, & trust in Jesus as their Savior.*

**Life Application Questions**

1. What does this story tell us about how God will treat us if we confess our sins to Him? *He will forgive our sins, if we turn away from our sins, confess them to God, and trust in Jesus as our Savior.*

2. Is anyone too sinful to be saved? *No. God will forgive all who turn away from their sins, confess them to Him and trust in Jesus as their Savior.*

**ACTS Questions**

1. What is something we can praise God for being that we learned in our story? *Praise God for being so merciful to sinful people. Praise God for being the Savior of His people.*

2. What is something we can confess as sin that we learned in our story? *Confess that we are all sinners who deserve God's punishment. We all need a Savior!*

3. What is something we can thank God for that we learned in our story? *We can thank God that His forgiveness is so great that even the worst of sinners can be forgiven by Him.*

4. What is something we can ask God for that we learned in our story? *We can ask God to work in our hearts, helping us to confess our sins, turn away from them and trust Jesus as our own Savior.*

**The Gospel**

1. Why could Jesus offer the hope of God's forgiveness when the law gave no offering for sins when people broke the laws on purpose? *Because of the good news of salvation through Him! What is the gospel?*

*God is the good Creator and King of the world. He made people to worship Him and live by His good laws. But we are all sinners who have rebelled against Him. We all deserve death--God's just, eternal punishment for our sins. How terrible! But God has good news for us. In His great mercy, God sent His Son Jesus to earth to save sinners. Yes, Jesus, the perfect Son of God, left His home in heaven and became a man. He lived the perfect life that pleases God. (He's the only one who has ever done that!) He offered it up to God His Father as the perfect sacrifice for sins when He suffered and died on the cross. Then, on the third day, Jesus rose from the dead in victory. He had fully paid for the sins of God's people, so they wouldn't have to! Now all who turn away from their sins and trust in Jesus as their Savior will receive forgiveness of sins and eternal life with God. They will be His very own special people who will know Him and enjoy Him forever. We can be God's people, too, if we turn from our sins and trust in Jesus as our own Savior.*

## Game: String Along

### Materials

- Ball of string
- Scissors
- A jar/bag big enough to fit all the string
- Masking tape
- Paper and marker
- 20+ Story Review Questions and other story review questions

### Preparing the Game

1. Choose 20+ questions for your game from the Story Review Discussion Questions, or make up your own.
2. Cut various lengths of string and place them in the jar, mixed up so it is not easy to see how long they are.

### Playing the Game

Divide the children into two teams and have them line up at the masking tape line. Read Team A a Story Review question. If they can correctly answer it, then the first child in line stands up and picks a piece of string from the bag/jar without looking. He holds up the string for every one to see. The leader places the piece of string at Team's A's line, but lets it point away from the group. If Team A does NOT correctly answer the question, the Team B can try to correctly answer it. If they do, then the first person in the Team B line gets to pick out a string instead of Team A. Next, it is Team B's turn. Continue as above. Each time a team gets a new piece of string, it is tied to the other strings. The goal is to see who can get the longest string by the end of the game.

Play continues as Story Review cards last; or, as time and attention span allow.

### Non-competitive Option

Don't split into teams. Mark a length along the floor, wall, etc. Tell the children this is their target string length and they will work together to see how few questions it takes the group to reach the target length. Have the children take turns pulling out a piece of string to be added to the group as the leader reads a question. If the class gets the right answer, the piece of string is added onto the group's string. Continue until the target length is reached, noting how many pieces it took. Untie the string pieces, put them back in the jar and start again, seeing if they can reach the target length with less pieces the second time.

### Optional TAKING IT TO OTHERS Activity: Quiz Questions

Have the children choose a few of the questions from the game to ask the parents/other children during TAKING IT TO OTHERS time. Help pre-readers by whispering the question in their ear and letting them ask it aloud to the parents/other children.

**CASE REPLAY ACTIVITIES**

Use this guide to review the Case Story and act it out for others to enjoy!

**CASE REPLAY, JR: YOUNGEST CHILDREN**

**Description:** The children will act out the story together, everyone doing the same action/sound effect at the same time. This activity is most suitable for kindergarteners.

**Materials**

The Case RePlay, Jr. script for younger children

**Preparation**

1. Read through the script and write in the blanks along the side possible actions/sound effects the children could do to act it out.

**Instructions**

1. Tell the children that they will be re-enacting the story together as you tell it.
2. As you read the script, lead the children in actions/sound effects to do with you.
3. If desired, you can read the script and stop at certain sentences and ask them what a good action/sound effect would be to act out what you just read.
4. Repeat the re-enactment one or two times more.

**CASE REPLAY, SR: OLDER CHILDREN**

**Description:** The children act out the story as a three-scene play. You will narrate it using the Case RePlay, Sr. script and they will act it out (no spoken words, for the most part), with each child assuming a different character's role. This activity is most suitable for first grade and up. You will review the story, then practice it a few times before performing it for others.

**Materials**

The Case RePlay, Sr. script  
White board or other large format paper  
Costumes and props

**Preparation**

1. Prepare for the play by choosing costumes and props for each character in the story. Decorate the area with any scenery props.
2. Write the words "Beginning," "Middle," "End" on a large piece of paper/whiteboard with plenty of space under each heading. You will use this paper to help the children think about the story as a three-scene play, as it is presented in the script.

**Instructions**

1. Tell the children that they will get to act out the story as a three-scene play, with a beginning, middle and end section. Tell them that before they can act it out, they need to think it out. as you narrate it with your script.
2. Take the children's answers as they recount the story, helping them put key incidents in the right order.
3. If desired, when they have filled in their Beginning, Middle, End, read through your whole (real) script, so they hear exactly what you will have them act out.
4. Then tell the children that it's time to practice acting out the story.
5. Assign parts to each child. If you are using costumes, do NOT give them out at this point. They will be a distraction.
6. Have all the children sit on the floor or in chairs on one side of the "stage," then call the characters up in place as their part in the story comes.
7. As you read the script, guide the children in where you want them to move or do to act it out.
8. After going through the whole script once, give out any costumes and props and act out the script once or twice more.

**Optional TAKING IT TO OTHERS Activity: Re-enacting the Story**

Read the script as the children act out together (younger) or assuming different roles (older) as the other children or the parents watch.

**CASE REPLAY, JR--YOUNGER KIDS (KINDERGARTEN) P.2**

“Welcome to our play! The name of our story is called: The Case of the Ridiculous Runner.

This is a New Testament story. It took place when Jesus lived on earth.

And now we present: “The Case of the Ridiculous Runner.”

**Scene 1:**

**Actions:**

One day, as a group of Pharisees were walking down the road, they saw a group of tax collectors and other “sinners” listening to Jesus. They hated that Jesus was talking to “bad people” like this about God. These Pharisees believed these people too sinful to be accepted by God, but they thought that God approved of themselves. They didn’t understand that we all need a Savior if we are to be accepted by God. So Jesus started to tell a story to them all to make His point. Here’s the story: There once was a father with two sons. The older son was obedient, but the younger was rebellious. The younger son asked for his share of his father’s things that he really shouldn’t get until after his father dies. But the father gave them to the son and the son cashed them in for money. Then the son left home and went to a faraway Gentile land where he spent all his money in wild living.

\_\_\_\_\_

\_\_\_\_\_

\_\_\_\_\_

\_\_\_\_\_

**Scene 2:**

Not long after the son ran out of money, a famine hit the country. It was very hard to get food or find a job. But finally, the son found a job--one that was disgusting to a Jew: he fed the pigs of a Gentile farmer. Even with this job, the son still didn’t have enough food to eat. At last, he sees how foolish he has been and decides to go home. He will confess his sins against God and his father, and see if his father will hire him as a servant. The son starts home. As he is coming down the road near home, his father sees him son and runs after him. The son confesses his sins to his father and his father joyfully receives him.

\_\_\_\_\_

\_\_\_\_\_

\_\_\_\_\_

\_\_\_\_\_

**Scene 3:**

The father tells his servants bring his best robe, the family ring and sandals and puts them on his son. He has them kill the fattened calf to celebrate his son’s safe return. The father has forgiven his son and has restored him to his place as his son. When the older son comes home and sees the big celebration for his sinful, little brother, he is furious. He doesn’t think it’s fair to treat his brother so well when he has acted so sinfully--especially since he, the older brother has always done what’s right and served his father. He refuses to come to the party. The father goes out to the older son and listens to his complaints about his brother. He reassures his son that the farm and everything will be his one day, but that they must celebrate this wonderful news that the younger son had turned away from his wickedness and returned home. Everyone listening to Jesus’ story was surprised with the ending. What father would ever dishonor himself by running--especially, running to a sinful son like this. He should have punished him, not forgiven him and welcomed his home! This was just what Jesus wanted them all to see: God is like the father in the story and those listening to his story are like the two sons. Some might be rebellious law-breakers, like the younger son. Others were proud, law-keepers, like the older son. They all needed God’s forgiveness. They all needed a Savior! God wanted them all to come to Him, confess their sins and be saved.

\_\_\_\_\_

\_\_\_\_\_

\_\_\_\_\_

\_\_\_\_\_

\_\_\_\_\_

\_\_\_\_\_

**Bible Truth Tie-In:**

The Bible Truth we are learning is: **God Saves Sinners Who Confess Their Sins.** Jesus’ story gave hope to the sinners that God would even forgive all their wickedness if they would confess their sins and turn to Him.

## **CASE REPLAY, SR--OLDER KIDS (1ST GRADE AND UP) P.3**

"Welcome to our play! The name of our story is called: The Case of the Ridiculous Runner.

This is a New Testament story. It took place when Jesus lived on earth.

The characters in our story are: Pharisees and the teachers of the law; Tax collectors and other "sinners"; Jesus; the Father and two sons; his servants; the bad people in the faraway country; and, the Gentile farmer.

And now we present: "The Case of the Ridiculous Runner."

### **Scene 1: (Beginning)**

One day, as a group of Pharisees were walking down the road, they saw a group of tax collectors and other "sinners" listening to Jesus. They hated that Jesus was talking to "bad people" like this about God. These Pharisees believed these people too sinful to be accepted by God, but they thought that God approved of themselves. They didn't understand that we all need a Savior if we are to be accepted by God. So Jesus started to tell a story to them all to make His point. Here's the story: There once was a father with two sons. The older son was obedient, but the younger was rebellious. The younger son asked for his share of his father's things that he really shouldn't get until after his father dies. But the father gave them to the son and the son cashed them in for money. Then the son left home and went to a faraway Gentile land where he spent all his money in wild living.

### **Scene 2: (Middle)**

Not long after the son ran out of money, a famine hit the country. It was very hard to get food or find a job. But finally, the son found a job--one that was disgusting to a Jew: he fed the pigs of a Gentile farmer. Even with this job, the son still didn't have enough food to eat. At last, he sees how foolish he has been and decides to go home. He will confess his sins against God and his father, and see if his father will hire him as a servant. The son starts home. As he is coming down the road near home, his father sees him son and runs after him. The son confesses his sins to his father and his father joyfully receives him.

### **Scene 3: (End)**

The father tells his servants bring his best robe, the family ring and sandals and puts them on his son. He has them kill the fattened calf to celebrate his son's safe return. The father has forgiven his son and has restored him to his place as his son. When the older son comes home and sees the big celebration for his sinful, little brother, he is furious. He doesn't think it's fair to treat his brother so well when he has acted so sinfully--especially since he, the older brother has always done what's right and served his father. He refuses to come to the party. The father goes out to the older son and listens to his complaints about his brother. He reassures his son that the farm and everything will be his one day, but that they must celebrate this wonderful news that the younger son had turned away from his wickedness and returned home. Everyone listening to Jesus' story was surprised with the ending. What father would ever dishonor himself by running--especially, running to a sinful son like this. He should have punished him, not forgiven him and welcomed his home! This was just what Jesus wanted them all to see: God is like the father in the story and those listening to his story are like the two sons. Some might be rebellious law-breakers, like the younger son. Others were proud, law-keepers, like the older son. They all needed God's forgiveness. They all needed a Savior! God wanted them all to come to Him, confess their sins and be saved.

### **Bible Truth Tie-In:**

The Bible Truth we are learning is: **God Saves Sinners Who Confess Their Sins.** Jesus' story gave hope to the sinners that God would even forgive all their wickedness if they would confess their sins and turn to Him.



## The Younger Son's Rags and Robes

**Description:** The children will make two paper bag puppets: one of the younger son in rags and one with him wearing the robe, ring and sandals of a son.

### Materials

2 lunch size paper bags per child  
 Templates for puppet parts  
 White Cardstock  
 Markers, Crayons or colored pencils  
 Glue sticks  
 Jiggly eyes  
 Brown or Black Yarn  
 Optional craft jewels, sequins and glitter/glitter glue  
 Scissors

### Preparing the Craft

1. Use the templates to make a set of parts for each puppet. These are best printed out onto cardstock.
2. For younger children, you may want to cut out the parts for them. Older children can do this themselves.
3. Cut yarn into 2" lengths (for hair) and 1" lengths (for beard).
4. Make a sample for the children to see.

### Making the Craft

1. Show children your sample.
2. Have the children decorate the puppet parts. Add fingers on hands; toes on feet. Add ring to hand of robed son. Make facial features, adding yarn for beard and mustache and hair (these will look messy on the ragged son and nicely kept on the robed son). Add jiggly eyes for the eyes. (If desired, add extra decoration to the robe and add the ring with the sequins and/or glitter glue.)
3. Use glue to stick the puppet parts in place on each bag. Make sure the bag is turned upside down, with the flap of the bottom of the bag facing upward.
4. Have the children put one puppet on each hand.

### Optional TAKING IT TO OTHERS Activity: Craft Presentation

If you are presenting the craft to other children or parents the children can hold up their crafts (or your model craft) and read their Bible Truth Connection answers to explain the importance of the craft.

**CASE CRAFT****Discussion Guide****Instructions:**

As the children are settled into making their craft, ask them these questions to help them understand the craft's significance. Use the answers provided to guide the children's answers.

**Discussion Questions**

1. Who did the father see coming down the road?  
*His younger son.*

2. How did the father treat his son when he saw him?

*He ordered his servants to take off his son's ragged clothes and give him the ring, robe and shoes of a son. This was a picture of God's forgiveness for all sinners who confess their sins and turn to Him for forgiveness and salvation.*

3. What did these things mean? What was Jesus wanting the people listening to understand from His story?

*It meant that the father forgave his son for sinning against him, even though he didn't deserve it.*

4. What is the Bible Truth that we are learning?  
*God Saves Sinners Who Confess Their Sins.*

5. What does our craft have to do with our Bible Truth: God Saves Sinners Who Confess Their Sins.  
*Jesus told this story of a father forgiving his son as a picture of God's forgiveness of all who confess their sins, turn away from them and trust in Him as their Savior.*

6. What can this craft help us remember?

*No sinner is too bad for God to save. He promises to forgive all who confess their sins, turn away from them and trust in Him as their Savior.*

**TAKING IT TO OTHERS****Craft Presentation****Instructions:**

Have children hold up your model craft/their crafts. Choose five children (or you say) the five sections below to explain the craft's importance.

**Presentation:**

1. Our craft is: The Younger Son's Rags and Robes.

2. On the road, not far from his home, the father ordered his servants to take off his younger son's ragged clothes and give him the ring, robe and shoes of a son, because he forgave his son for sinning against him. This was a picture of God's forgiveness for all sinners who confess their sins and turn to Him for forgiveness and salvation.

3. Bible Truth 1 is: God Saves Sinners Who Confess Their Sins.

4. Jesus told this story of a father forgiving his son as a picture of God's forgiveness of all who confess their sins, turn away from them and trust in Him as their Savior.


5. Our craft can help us remember that no sinner is too bad for God to save. He promises to forgive all who confess their sins, turn away from them and trust in Him as their Savior.

Note: Even non-readers can participate in presenting the craft, if you will whisper what they are to say in their ear and let them say it aloud for the others to hear.

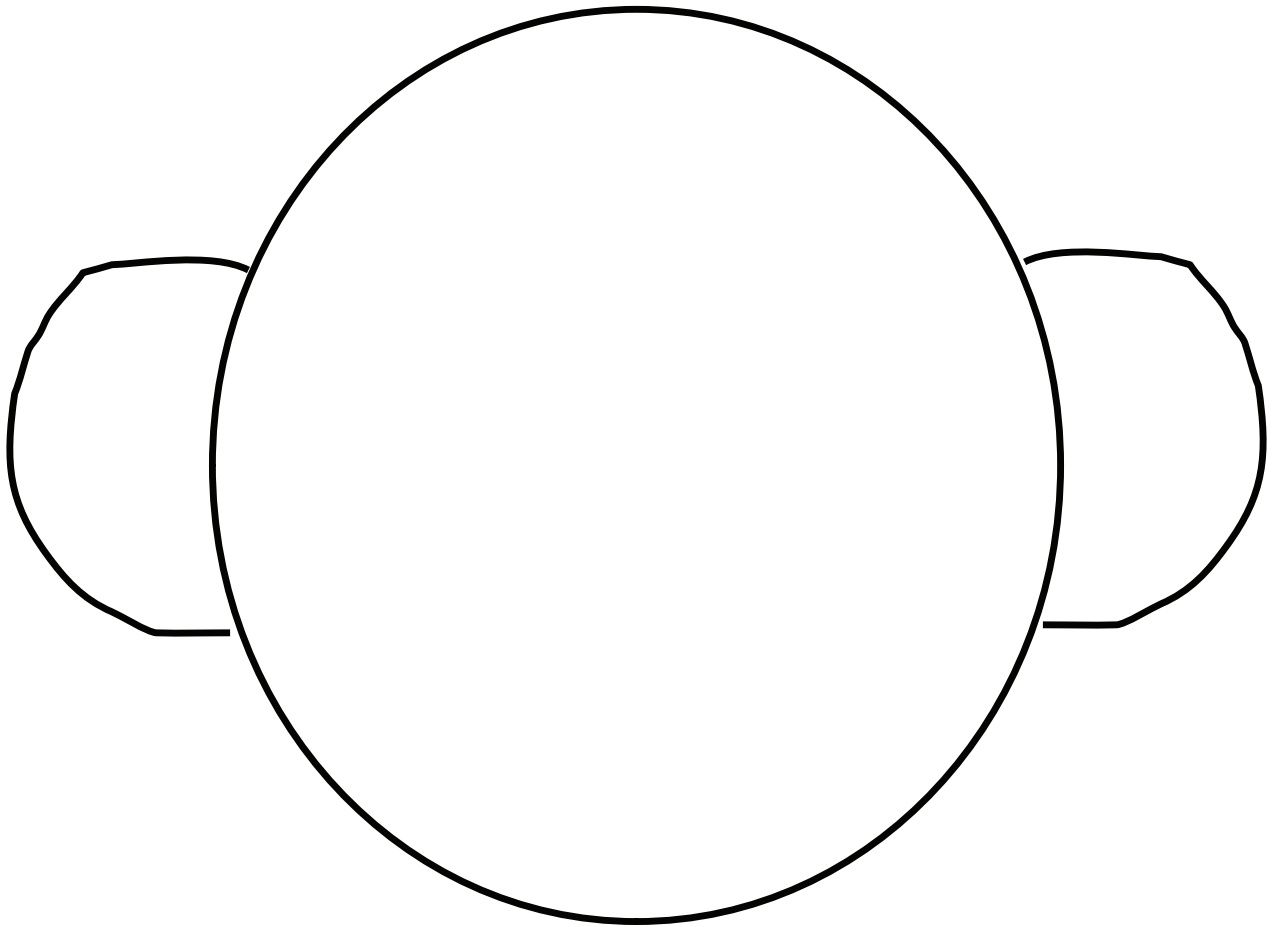
Finely Robed Younger Son



Younger Son in Rags



Younger Son's Head





**BEFORE CLASS:****1. PICK YOUR PERSON**

VIPPs can be anyone in your church! Typically, they fall into 6 categories: Church staff, Elders, Deacons/deaconesses, Special Volunteers (people who aren't paid, but spend a lot of time helping out in particular ways), Supported Workers (aka missionaries), and Church Members.

**2. GATHER YOUR FACTS**

Use the VIPP Information Sheet to write down the facts about your VIPP. The information on this worksheet is used in the VIPP activities, listed in the "Choose an Activity" section below.

**DURING THE ACTIVITY:****1. INTRODUCE YOUR VIPP**

Introduce your VIPP to the children, using the VIPP Information Sheet. Fill in a set of VIPP Clue Cards with the information for your VIPP. If desired, you can even have the actual person come into class for the children to meet.

Need help describing what someone does for the church in a kid-friendly way? Check out the list of common VIPPs on the Praise Factory website in the PFI resources. There are lots of kid-friendly descriptions for common VIPP's, such as pastors, elders, deacons and a lot more.

**2. PRAY!**

Lead the children in praying for the VIPP. Ask the children if they would like to pray for one of the VIPPs prayer requests. Even non-readers can pray for the VIPP if you whisper the prayer request in their ear, then let them say it aloud. Never force a child to pray!

**3. CHOOSE AN ACTIVITY**

There are two activities you can use to help the children learn about the VIPP:

**VIPP Clue Cards:** These are nine coloring sheets in which children fill in the nine things they learn about the VIPP from the VIPP Information Sheet. Photocopy a set of each child. Use as few or as many of these Clue Cards as you desire. They are found in the back of this book.

**VIPP Game:** This is a game that uses a set of Clue Cards for one or two VIPPs.

Choose a VIPP and fill in his/her information on the VIPP Information Sheet. Fill in a set of VIPP Clue Cards with the information for your VIPP. Tell the children about the VIPP, having them fill in the VIPP Clue Cards with the key facts as they learn them. Write any words the children need to write on a white-board or other piece of paper so they can see how to spell them. Help younger children write these words on their clue cards. Ideas for how to tell the children about many common VIPPs are listed at [praisefactory.org](http://praisefactory.org) with the resources for this Bible Truth.

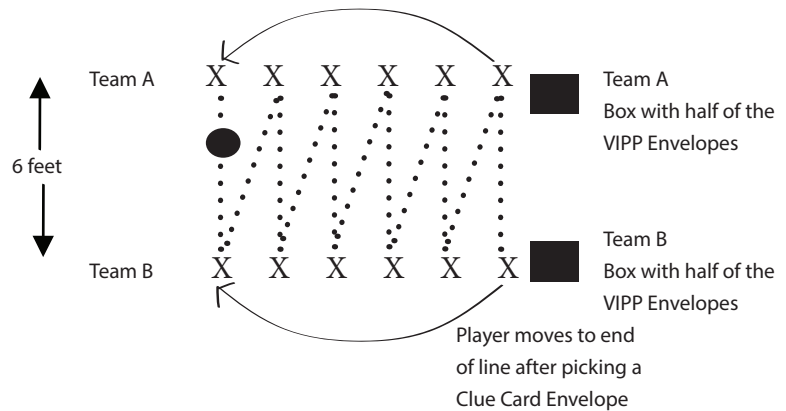
**Optional TAKING IT TO OTHERS Activity: Introduce and Pray for the VIPP**

If you are presenting the VIPP to other children or parents you can assign children to hold up the 10 clue cards and say what each card tells about the VIPP. (Or, you can have the children hold them up as you tell what each one means.) Then lead the children in praying for the VIPP.

## Game: Ball Roll Review

### Materials

Information Sheet for one VIPP  
 2 Set of Clue Cards  
 Ball  
 8 8.5" x 11" Manilla Envelopes  
 Tape  
 Pen and Markers  
 2 Boxes



### Preparing the Game

1. Fill in one set of clue sheets for the VIPP you are using.
2. Tape the other (blank) set of Clue Cards to the outside of the manilla envelopes.
3. Put the filled-in clue cards in the corresponding envelope.
4. Put half the Clue Card Envelopes in one box and the other half in the other box. These are the Team A and Team B Boxes.

### Playing the Game

**Reveal:** Tell the children about the VIPP, showing them your filled-in clue cards as you tell about them.

**Review:** Have the children break into two even groups and sit down on the floor facing each other, with about a 6' spread between the 2 lines (see diagram above). For Round 1, Give the ball to the first child in Team A and have them roll it across to the child on Team B directly across from them. Then, that Team B child rolls it back across to the next child on Team A, etc. all the way down the line to the last child on Team B. The last child to get the ball will then pick a Clue Card envelope out of their team's box. They (or the teacher) will tell the group and the Clue Card category by looking at the picture of the Clue Card on the outside of the envelope. Have the children try to remember the VIPP's answer to the category. If the class gets it right, the category is "retired". If they get it wrong, then it gets put back in the pile of category envelopes. The child who picked the Clue Card, then takes their place at the other end of the line. They begin Round 2 by rolling the ball to the first person on Team A, etc. This time, the ball will end up with the last child in the Team A line. ending with the last child in the other line, who gets up and chooses a clue from their Clue Card box. Continue until all the clues have been chosen/answered correctly.



**VIPP INFORMATION SHEET**

**VIPP NAME:**

\_\_\_\_\_

**WHAT VIPP LOOKS LIKE**

Man or Woman? \_\_\_\_\_

Hair color? \_\_\_\_\_

Eye color? \_\_\_\_\_

**FAVORITE ANIMAL**

\_\_\_\_\_

\_\_\_\_\_

**FAVORITE FOOD**

\_\_\_\_\_

\_\_\_\_\_

**FAVORITE FREE TIME ACTIVITY**

\_\_\_\_\_

\_\_\_\_\_

**WHAT VIPP DOES DURING WEEK**

\_\_\_\_\_

\_\_\_\_\_

\_\_\_\_\_

\_\_\_\_\_

**VIPP GROUP OF SERVICE:**

Church Member

Deacon

Elder

Church Staff

Special Volunteer

Supported Worker  
(Missionary)

**3 WAYS VIPP SERVES CHURCH**

\_\_\_\_\_

\_\_\_\_\_

\_\_\_\_\_

\_\_\_\_\_

\_\_\_\_\_

\_\_\_\_\_

\_\_\_\_\_

\_\_\_\_\_

**3 WAYS TO PRAY FOR THE VIPP**

\_\_\_\_\_

\_\_\_\_\_

\_\_\_\_\_

\_\_\_\_\_

\_\_\_\_\_

\_\_\_\_\_

\_\_\_\_\_

\_\_\_\_\_



## **BIBLE TRUTH 1, LESSON 2: PLANNER/OVERVIEW**

**GETTING STARTED: Welcome and Opening Songs** (*introduce unit and get kids moving with these songs*)

**Welcome to Praise Factory:** PFI: Praise Factory Investigators Theme Song *PFI ESV Songs 11, Track 1*

**Rules to Help Us Worship God and Love One Another:** WoGoLOA Classroom Rules Song  
*PFI ESV Songs 11, Track 2*

**Big Question Under Investigation:** Big Question 11 Songs *PFI ESV Songs 11, Tracks 3,4*

**Big Question Bible Verse:** Romans 6:23 Song: *PFI ESV Songs 11, Track 5*

**DIGGING DEEP DOWN: Key Concept and Story** (*introduce the Bible Truth and tell the related story*)

**Bible Truth 1:** God Saves Sinners Who Confess Their Sins

**Bible Truth Hymn:** Beneath the Cross of Jesus, v.2 *PFI ESV Songs 11, Track 6*

**Bible Verse:** 1 John 1:8-9

**Bible Verse Song:** If We Say We Have No Sin *PFI ESV Songs 11, Track 7*  
*Extra Bible Verse Song: If We Say 1 John 1:8-9 ESV PFI ESV Songs 11, Track 8*

**Lesson 2 Story of the Saints:** The Case of the Mountains of Death and Life

**TAKING ACTION: Response Activities** (*choose from among these activities*)

**Snack and Discussion Planner:** Soup for the Sick

**ACTS Prayer:** Prayer Sheet

**Bible Truth Review:** Discussion Questions and Game: Inspecting the Troops

**Bible Truth Hymn:** Beneath the Cross of Jesus, v.2 *PFI ESV Songs 11, Track 6*  
Song, Sign Language and Song Game: Pass the Secret Sign **PFI ESV Songs 11 BOOK or ONLINE**

**Bible Verse Review:** 1 John 1:8-9 Discussion Sheet and Game: Paper Boot Shuffle

**Bible Verse Song:** If We Say We Have No Sin: 1 John 1:8-9 *PFI ESV Songs 11, Track 7*  
Song, Sign Language and Song Game: Mimic Me! **PFI ESV Songs 11 BOOK or ONLINE**

**Story Review:** Discussion Questions and Game: People Pins

**Case Replay, Jr: Drama Activity for Youngest Children** (children do same story actions together)

**Case Replay, Sr: Drama Activity for Most Children** (children re-tell story with individual parts)

**Craft:** Evelyn Brand Traveling Seven Mountain Ranges on Her Mountain Pony

**VIPP (Very Important Prayer Person) Prayer Time:** Coloring Sheets (Back of Book); Game: Over, Under & Throw

**TAKING IT HOME: Take Home Sheet for Review and Family Devotions**

**PFI Pronto:** Bible Truth 1, Lesson 2 **PFI ESV Prontos 11 BOOK or ONLINE**

**The Case of the Mountains of Death and Life**

**Our story is called:**

**The Case of the Mountains of Death and Life.**

**As you listen to the story, see if you can figure out:**

1. Why were the mountains called the Mountains of Death?
2. Who went to those mountains to bring life? How did they do that?

This story doesn't take place in Bible times. It starts out around 1909 in England.

Far away in Southeast India lie mountain ranges called Kolloi Malai. Many tribes of people have made their home in tiny villages on these hot, jungly mountains, but few outsiders dare visit. Why? If you knew what Kolloi Malai meant in English you would understand. Kolloi Malai means "Mountains of Death!"

The people called them the Mountains of Death because of the sicknesses the mountains held. There was malaria, typhoid, bubonic plague, and special deadly strains of flu. Only one night spent on the Kolloi Malai was enough to catch one of these deadly diseases.

Christians called these mountains the Mountains of Death for another reason, too. There was no one among all the people who lived there who knew about Jesus. They all lived in fear of the spirits and idols of Hinduism and the powerful Hindu priests. The people thought that the spirits and idols were their only hope for protection against the sickness, pain and death of the Mountains of Death. They did not know about the God who saves sinners who confess their sins to Him and His power to take care of them in sickness and even in death.

"Will the peoples of the Kolloi Malai be left to die in their sins or will someone go and tell them about Jesus who can save them? Who will go to the Mountains of Death?" These questions reached the ears of a rich, English young lady dressed in silk and pearls and her new husband--Evelyn and Jesse Brand.

"We will go," they said. "We will take medicines to help fight those terrible sicknesses. We will take the good news of Jesus to them so that they might confess their sins to Him and be saved. We will go and we will stay until we reach five mountain ranges of the Kolloi Malai...or until we die," they promised. So they left

by

behind their nice home, their beautiful clothes and all the comforts of the good life in England and went.

Evelyn and Jesse settled in a little village in a hut made of bamboo and mud and began their work. "We have medicines to heal you. We can teach you how to keep diseases from spreading," they told the people. "We have come to tell you about Jesus who saves sinners who confesses their sins. You do not have to live in fear of the Hindu spirits and idols," the Brands said.

But the Hindu priest didn't want the people to hear about Jesus. "If you listen to the Brands, the spirits will be unhappy and your cattle will die," the Hindu priest threatened....and mysteriously the cattle did die!

For seven long years the Brands kept trying to help the people, yet not a one became a Christian. Should they leave? What good had they done? "Who will go to the Mountains of Death? We will....and we will stay until we reach five mountain ranges or until we die!" The Brands remembered their promise and did not give up. Instead, they prayed even harder. "Lord, show us how to reach these people on the Mountains of Death. You know the way."

Not longer after this, sickness struck the village where the Brands lived. Hundreds died. Anyone who got sick almost certainly died.

"The sick people will have to take care of themselves," the healthy villagers said. "We don't want to get sick and die, too!" So they fled into the jungle, leaving behind all the sick.

"Should we leave the village, too?" the Brands wondered. "What if our children get sick? What if we do?"

"Who will go to the Mountains of Death? Will they be left to die in their sins or will someone go and tell them about Jesus who can save them?..." "We will go and we

**Story-telling Tips**

Ahead of time:

1. Read the Bible verses and story. Pray!
2. Create story cue cards on index cards (or highlight text).
3. Practice telling story dramatically, timing your presentation. Shorten, if necessary to fit your allotted time.
4. Decorate area with story props that help bring your story alive.

During your presentation:

1. Maintain as much eye contact as possible as you tell the story. Point to/use props at important points in the story. Include the kids in your story with a few questions about what they think will happen or words/concepts that might be new to them.
2. Watch the kids for signs that their attention span has been reached. Shorten, if necessary.

will stay until we reach five mountain ranges of the Kolloi Malai...or until we die.' the Brands remembered their promises and decided to stay.

"Jesus has already saved us from our sins, we are the very ones to stay and help these dying people. Perhaps now God will give us the chance to tell these people about Jesus."

So the Brands stayed in the village. They made huge pots of soup to feed all of the sick people, hoping to keep some alive and hoping to tell all about the God who saves sinners who confess their sins to Him. They even took care of the Hindu priest and his wife.

One day an urgent message came to the Brands: "Come quickly! The priest and his wife are doing worse and he has something to tell you."

The Brands hurried to see the dying man and his wife. "I have something to tell you," the priest told them. "I poisoned the cattle when the people wanted to listen to you, not a spirit as I made them think. I've been a priest all my life, but the only ones who have helped me are Christians," he told the Brands. "Please adopt my baby if I die. I want you to raise my child."

"We will raise your child as our very own," the Brands told him. Before long, the man and his wife both died and the Brands adopted their child as their own, as they said they would.

Finally terrible sickness left the village. Life could get back to normal, yet nothing would ever be the same again. The villagers came to the Brands and said, "When our own families left us to die, you stayed and cared for us. You even adopted the child of the Hindu priest who was your enemy. We want to know more about your God who saves. Tell us about Jesus."

Soon many of them confessed their sins to God and believed in Jesus. The Brands began to spread out their work to the rest of that first mountain range. God was blessing their work.

Three years later, Jesse Brand died from Blackwater Fever on the Mountains of Death, and many wondered if Evelyn Brand would go on. "Will they be left to die in their sins or will someone go and tell them about Jesus who can save them?..." 'We will go and we will stay until we reach five mountain ranges of the Kolloi Malai...or until we die.' Evelyn remembered their promises; and,

for fifty more years, Evelyn Brand kept working in the Mountains of Death-- until she was 95 years old!

Over the hills she would ride on her hill pony, camping out of doors with just an umbrella and a raincoat to protect her from the torrential rains. She cleared jungle lands, pulled bad teeth, gave the villagers medicine, started schools, took care of orphans, and most of all, invited them to confess their sins to God, turn to Jesus and be saved. By the end, she was so sick with malaria, and could only walk with the help of two bamboo canes. She had so many wrinkles that you could not hardly count them, yet the Lord made her beautiful with a heart full of joy and love for Him and the people of the Mountains of Death.

"Come home to England, Evelyn," pleaded her family and friends, "You are too old. Your body is worn out."

But Evelyn would remember her promise to reach the peoples of the Kolloi Malai. She would just smile and say, "You know these mountains. If I leave, who will help the village people? Who will treat their wounds and pull their teeth and teach them about Jesus? When someone comes to take my place on the Mountains of Death, then and only then, will I retire. In any case, why preserve this old body if it's not going to be used where God needs me."

In the end, Granny Brand, as the villagers called her, died in India at the age of 95. The villagers buried her in a simple cotton sheet right on her mountain, just as she had wanted, next to her husband Jesse. And by the time she died, they had reached not five mountain ranges, but SEVEN! And many, many people had confessed their sins and turned to Jesus to be saved.

### **Cracking the Case:**

**It's time to answer our Case Questions.**

**1. Why were the mountains called the Mountains of Death?** Because of all the terrible sicknesses there were there. Many people died.

**2. Who went to those mountains to bring life? How did they do that?** The Brands went to these mountains to bring medicine, but most importantly, to bring the good news of Jesus. As people heard the gospel, many confessed their sins and trusted in Jesus as their Savior. This brought God's life to the Mountains of Death.

**Something for Me and You****Our Bible Truth is:****God Saves Sinners Who Confess Their Sins****Our Bible Verse is: 1 John 1:8-9**

"If we claim to be without sin, we deceive ourselves and the truth is not in us. If we confess our sins, he is faithful and just and will forgive us our sins and purify us from all unrighteousness."

What about us, have we confessed our sins and trusted in Jesus as our Savior? If we do, God will forgive us our sins. He will save us through Jesus and we will be His people forever!

And what about those of us who are Christians? Could there still be work to be done? Yes, there is. There are mountains, and cities and villages and neighborhoods, on the other side of the world and right here where we live, filled with people who need to hear the way to be saved. Could God want us to tell others about the God who saves sinners who confess their sins to Him? Yes, He does.

Let's praise this God who saves sinners and ask Him to help us to tell others how they can have their sins forgiven. Let's ask Him to send out more of His people to help build His Church by spreading the good news about Jesus. Let's ask Him to work in our hearts, help us to turn from our sins and trust in Jesus as our own Savior. Let's ask Him to send the Holy Spirit to work in our hearts and to use even us to help build His Church, by telling others about Him.

*Close in prayer.*

**Closing ACTS Prayer**

**A** God, we praise You for being the Protector and Sustainer of Your people. They can even survive in the Mountains of Death, if You want them to.

**C** God, we confess that we, like the people on the Mountains of Death and all other people, deserve Your punishment. We all need to confess our sins to You and ask Your forgiveness! We need a Savior!

**T** God, we thank You for the wonderful gifts You give to Your people, such as Your Holy Spirit living in their hearts, filling them with Your love; and, the strength to endure joyfully, everything they must endure.

**S** God, work in our hearts. Help us to confess our sins, turn away from them and trust Jesus as our own Savior. Make us like the Brands: willing to go to anyway to tell others about You.

# **ACTS PRAYER ACTIVITY**

Use this sheet to write down your ACTS Prayer

## **Instructions:**

Use this sheet to help the children apply the Bible Truth into a prayer. You can use the ACTS provided or even better, have the kids think of their own applications. Also have the children add their personal requests to the prayer, too. Lead the children in the prayer or let them pray sections, with your help. Never force a child to pray! Non-readers can participate by you whispering a section of the prayer into their ear and allowing them to pray it aloud for the group.

## **ADORATION:**

God, we praise You for being faithful and just and able to forgive our sins.

God, we praise You for being.....

---

Add your own Adorations:

---

---

## **CONFESSION:**

God, we confess that we are all sinners who need You to save us. We can never be acceptable to You on our own. We need Jesus to save us!

God, we have sinned against You....

---

Add your own Confessions:

---

## **THANKSGIVING:**

Thank You, God for being willing to forgive all our sins, when we confess them and trust in Jesus as our Savior.

God, we thank You for...

---

Add your own Thanksgivings:

---

---

## **SUPPLICATION:**

God, work in our hearts. Make us aware of our sins and our need of Jesus to save us. Help us to confess our sins to You and repent of them. Help us to trust in Jesus as our Savior. Be our Heavenly Father! Make us Your adopted children who love You and who You will love forever.

God, we need Your help...

---

Add your own Supplication:

---

---

---

---

---

## **SNEAKY SNACK**

Can you figure out how this snack relates to the story?

---

### **Snack: Soup for the Sick**

Chicken noodle soup and oyster crackers to represent the soup that the Brands fed the sick people.

This is only a suggestion. Feel free to modify. Be mindful of allergy issues among your children!

**Case Tie-in:** While most left the village and their sick ones alone to die, the Brands trusted that the Lord would protect them. They stayed and took care of the sick. The Lord used this to bring many people to become Christians, including the Hindu priest who had been so cruel to them.

---

## **SOUL FOOD**

Food for thought during snack time

---

1. What does the snack have to do with the story?

Choose a few questions from the other activity discussion sheets to talk about during this snack time.

2.

---

---

3.

---

---

4.

---

---

5.

---

---

6.

---

---

7.

---

---



Directions: Read and discuss Bible Truth, using a FEW of the questions. Play game. Feel free to modify the game to fit your children.

### **God Saves Sinners Who Confess Their Sins**

God is perfectly holy. There is no sin in Him at all. He is too holy for sin to even live in His presence. How gloriously magnificent and pure is He!

But we are all sinners. We have all chosen to rebel against God and His good ways. Not only can we not live in His presence because of our sinfulness, but we deserve to be shut out of His presence forever because of it. And there's nothing sinful people like us can do on our own to make ourselves acceptable to God.

We would be without hope, except for God's amazing grace and mercy! He, Himself, has done what was needed. He sent His Son Jesus to live a perfect life and offer it up as the perfect payment for the sins of His people when He suffered and died on the cross. On the third day, Jesus rose from the dead, showing He had beat sin and death. Yes, He had fully paid for the sins of God's people. He has made salvation a gift.

How can we receive this wonderful gift? God offers forgiveness of sins and eternal life to all who confess their sins to Him and trust in Jesus as their Savior. When we do this, turning away from living life our own way and living for God instead, He will give us this gift! He will make us His people forever!

### **Understanding the Bible Truth**

1. What is God like? *God is perfectly holy. There is no sin in Him at all. He is too holy for sin to even live in His presence.*
2. Are we holy like God? *No, we are all sinners.*
3. What have all people chosen to do? *To rebel against God and His good ways.*
4. What do all people deserve from God? *To be shut out of His presence forever because of our sins.*
5. What can sinful people like us do ON OUR OWN to make ourselves acceptable to God? *Nothing.*
6. Who has done something to make us acceptable to God? *God has.*
7. What did God do so that sinners can be made acceptable in His presence? *Sent Jesus to suffer and die on the cross as the perfect payment for their sins.*
8. Why could Jesus make us acceptable when we couldn't do it ourselves? *Because Jesus lived a perfect life, completely holy.*
9. What did Jesus show when He rose from the dead on the third day? *That He had really paid for the sins of God's people, once and for all.*
10. How can we be forgiven of our sins and receive eternal life? *We can confess our sins to God and trust in Jesus as our Savior, turning away from living life our own way and living for God instead.*

### **Bible Verse Connection Question**

1. What does our Bible Truth have to do with our **Bible Verse: 1 John 1:8-9**: "If we say we have no sin, we deceive ourselves, and the truth is not in us. If we confess our sins, he is faithful and just to forgive us our sins and to cleanse us from all unrighteousness."?

*This verse reminds us that we are all sinners. We deceive ourselves if we think we are not. But, that if we confess our sins to God, He is faithful and just and will forgive us our sins.*

### **Bible Truth Story Connection Questions**

1. Why did the Brands risk their lives in the Mountains of Death? What message did they know the peoples needed to know? *They knew the peoples of the mountains—just like us all—are sinners, deserving of God's punishment. They knew that they needed to hear the good news of Jesus so they might turn away from their sins, confess them to God, and be saved.*
2. Why did Evelyn Brand refuse to leave the mountains, even when she was so very, very sick? *She would not go if there was no one to take her place to tell the peoples the good news of Jesus. She did not want to make sure they knew that they needed to confess their sins to God, turn away from them and trust in Jesus as their Savior. Nothing was more important to her than this—not even her own life.*

**Life Application Questions**

1. What should we do, if we want God to forgive us? *Humbly confess our sins to Him, turn away from our sins, and trust in Jesus as our Savior.*
2. What is something we can thank and praise God for every day, no matter what else happens to us, if we are His followers? *That He has taken care of our worst problem: eternal punishment for our sins. No matter how bad other things are, we know that we have a wonderful eternity with Him to look forward to.*

**ACTS Questions**

1. What is something we can praise God for because of this Bible Truth?  
*Praise God for being the Merciful Savior of All Who Confess Their Sins to Him, in repentance and faith.*
2. What are sins we can confess to God because of this Bible Truth?  
*Confess ways this week we sinned against God in our hearts, with our words and actions.*
3. What is something we can thank God for because of this Bible Truth?  
*Thank God for the forgiveness we can have through Jesus.*
4. What is something we can ask God for because of this Bible Truth?  
*We can ask God to work in our hearts that we would want to confess our sins, turn away from disobeying Him and trust in this wonderful Jesus as our own Savior. We can ask Him to work like this in others, too.*

**The Gospel**

1. We are all born sinners. What hope is there for sinners? What is the gospel?  
*God is the good Creator and King of the world. He made people to worship Him and live by His good laws. But we are all sinners who have rebelled against Him. We all deserve death--God's just, eternal punishment for our sins. How terrible! But God has good news for us. In His great mercy, God sent His Son Jesus to earth to save sinners. Yes, Jesus, the perfect Son of God, left His home in heaven and became a man. He lived the perfect life that pleases God. (He's the only one who has ever done that!) He offered it up to God His Father as the perfect sacrifice for sins when He suffered and died on the cross. Then, on the third day, Jesus rose from the dead in victory. He had fully paid for the sins of God's people, so they wouldn't have to! Now all who turn away from their sins and trust in Jesus as their Savior will receive forgiveness of sins and eternal life with God. They will be His very own special people who will know Him and enjoy Him forever. We can be God's people, too, if we turn from our sins and trust in Jesus as our own Savior.*

## Game: Inspecting the Troops

### Materials

Crown (if desired)  
Bible Truth Questions

### Preparing the Game

1. Choose 20+ questions for your game from the Bible Truth Discussion Questions, or make up your own.
2. Write the Bible Truth questions on small thin strips of paper (or make a photocopy of the Bible Truth Discussion Questions and simply cut them into strips) and put them in the bag/bowl.

### Playing the Game

Tell the children that they are the Queen's/King's soldiers and are to follow her/his every command. Have the soldiers march, pretend to hold out their swords, ride their horses, etc. Then, finally have them stand at attention, very still and showing no emotion. Tell them that you are the Queen/King and have come to inspect the troops. (Put on the crown). You have to remove anyone who is not very straight and still, and show no emotion. As you inspect the troops, make faces or say things to try to get the troops to break into a smile, etc. Watch them for movement. Whoever breaks a smile or moves, etc. told to step forward and must answer a question to be reinstated to the Troops. If it is just one soldier, he/she may choose two other soldiers to help them answer the question. If the soldier (and the soldiers he chose to help him) answer the question correctly, everyone goes back into the line. If they get it wrong, they must wait out one turn. If desired, let some of the children take turns being the king/queen.

Game continues as number of questions, time, and attention span allow.

NOTE: Have the children who remain out help you to give commands to the troops.

### Non-competitive Option

Don't exclude the soldiers from the Troops, even if they get the wrong answer. Do put the answer back in the bag to be reviewed again.

### Optional TAKING IT TO OTHERS Activity: Quiz Questions

Have the children choose a few of the questions from the game to ask the parents/other children during TAKING IT TO OTHERS time. Help pre-readers by whispering the question in their ear and letting them ask it aloud to the parents/other children. Make sure you read the Bible verse aloud before you ask your questions.

Directions:

1. Write words to song in large print before class.
2. Play the song for the children, helping them follow along on the song sheet.
3. Discuss the song, using a few questions from the discussion sheet. *Don't use them all!*
4. Introduce sign language for key words of your choice from sign language sheet for your song. Use as few or as many as you think the children can learn.
5. Sing and sign the song. Sign language as well as large format lyrics and sheet music are found in the PFI Unit Songbook or online.
6. If desired, play the Song Game.

**Optional TAKING IT TO OTHERS Activity: Presenting and Singing the Song**

1. Sing and sign the song, encouraging the watching children/parents to join in.
2. Ask the class some of the questions listed below. The Bible Truth Connection Question is particularly good to help them understand how the song ties in with the Bible Truth.

### **Beneath the Cross of Jesus**

#### **Verse 2**

Upon that cross of Jesus  
 Mine eye at times can see  
 The very dying form of One  
 Who suffered there for me;  
 And from my smitten heart with tears

**Listen to it on PFI ESV Songs 11, Track 6**

#### **Understanding the Song**

1. What does it mean that "sometimes my eye can see the very dying form of Jesus"? *It doesn't mean that you actually see Jesus, but you imagine in your head what that might have looked like as He was nailed to the cross dying.*
2. Who did Jesus suffer on the cross for? *He didn't suffer for bad things He had done, for He never did anything bad. He suffered for all who would ever turn from their sins and trust Him as their Savior, that they would be forgiven their sins and become God's people.*
3. What does it mean to "wait at Jesus' crucified feet"?  
*It doesn't mean that he is really bowed right in front of Jesus' feet. In his mind he is thinking about how Jesus had to be crucified so that he could be forgiven his sins—the pain of nails in His feet and hands, the pain of suffering in His spirit. He asks and waits to receive the forgiveness of his sins, humbly thinking of this.*
4. What does smitten mean? *To feel something very strongly.*
5. What is the singer's heart smitten with?  
*The wonder of God's love for him by sending His only, beloved Son to suffer and die for him, a sinner who deserves nothing but God's punishment, not His mercy.*

#### **Bible Truth Connection Question**

1. How does this song relate to our Bible Truth: **God Saves Sinners Who Confess Their Sins?**

*God's people are amazed at what God would do to save sinners who confess their sins. They are amazed that He would love them so much that He would send His Son to suffer and die for them on the cross. Their hearts are smitten with the greatness of His love for them, such undeserving sinners.*

#### **Story Connection Question**

1. How does this song relate to today's story? *The Brands were willing to risk their lives by staying in the Mountains of Death and caring for the people because they wanted them to know about the One True God, who loved sinners and forgave all those who confess their sins. They told them the story of how the very Son of God suffered and died for the sins of all who would turn from their sins and trust Him as their Savior. At first the people didn't believe, but as they saw the Brands live out God's love by staying and caring for the sick, even when their families left them to die, the people wondered at the great love of God the Brands showed. The Lord used this to stir their hearts with the good news of Jesus. They believed in Jesus, confessed their sins and forgiven. They were amazed that the Lord would love unworthy sinners like them.*

**Life Application Questions**

1. How can God's people be affected by the message of this song?

*They can remember how great God's love is for them, though they are sinners. They can gratefully thank Jesus for His great sacrifice made that they could never deserve.*

2. How can we become God's people? *By turning away from our sins, confessing them to God and trusting in Jesus as our Savior.*

**Bible Connection Question**

1. What does this hymn have to do with our Bible Verse: **1 John 1:8-9**: "If we say we have no sin, we deceive ourselves, and the truth is not in us. If we confess our sins, he is faithful and just to forgive us our sins and to cleanse us from all unrighteousness."?

*We are all sinners. We are unworthy of God's forgiveness. But God is faithful and just....and oh, so, merciful. He sent Jesus to save all who confess their sins to Him, turn away from their sins, and trust in Jesus as their Savior. God's people know that God has forgiven them and not through any easy way, but through the suffering and death of Jesus on the cross. When they think about how Jesus, the very Son of God, died to save them, they wonder at His glorious love and their own unworthiness.*

**ACTS Questions**

1. What is something we can praise God for from this hymn?

*Praise God for being the merciful God sent His Son Jesus to die for His people's sins.*

2. What are sins we can confess to God from this hymn?

*That many times we don't marvel at how great God's love is. We don't think much about how Jesus suffered and died, taking God's people's punishment, so that they could be saved.*

3. What is something we can thank God for from this hymn?

*We can thank God His glorious love that would send Jesus to save His people.*

4. What is something we can ask God for from this hymn?

*That God would work in our hearts that we confess our sins, might turn from our sins and trust Jesus as our Savior. We can ask Him to help us to come to Him and be forgiven. We can ask Him to help us wonder at His glorious love shown through Jesus.*

**Gospel Question**

1. God's people marvel at God's love shown to them through Jesus? What is this amazing good news of God's love? What is the gospel?

*God is the good Creator and King of the world. He made people to worship Him and live by His good laws. But we are all sinners who've rebelled against Him. We all deserve death--God's just, eternal punishment for our sins. How terrible! But God has good news for us. In His great mercy, God sent His Son, Jesus to earth as a man to save sinners. He lived the perfect life that pleases God. (He's the only one who's ever done that!) He offered it up to God His Father as the perfect sacrifice for sins when He suffered and died on the cross. Then, on the third day, Jesus rose from the dead in victory. He had fully paid for the sins of God's people, so they wouldn't have to! Now all who turn away from their sins and trust in Jesus as their Savior will receive forgiveness of sins and eternal life with God. They will be His very own special people who will know Him and enjoy Him forever. We can be God's people, too, if we turn from our sins and trust in Jesus as our own Savior.*

## **Song Game: Pass the Secret Sign**

### **Materials**

Sign Language signs used in song, particularly choose words with important meanings you want the children to learn, such as "grace", "redeem", etc.

Bag or bowl

Blindfold

### **Preparing the Game**

1. Cut out signs and put in bowl.

### **Playing the Game**

1. Practice the song and signs until the children know them well.
2. Have all the children stand in a tight circle, except one, "It," who will stand in the middle of the circle, blindfolded.
3. Have the children in the circle to put their hands behind their backs. Choose a sign from the bag and hand to a child in the circle, still keeping hands behind their backs, not looking at the sign.
4. When "It" says "Pass the Secret Sign", the children will begin to pass the sign around behind their backs.
5. When "It" says "Stop the Passing!" the child who has the sign freezes with the sign behind his back.
6. The child with the sign brings it around and looks at it. You can help the child practice the sign.
7. Then take the blindfold off of "It", watch the child with the card do the sign, then have "It" guess the name of the sign. (If desired, "It" can ask another child in the circle for help with their guess.)
8. The holder of the sign then becomes "It." Sing the song with all the signs, then repeat.

choose a FEW questions for discussion, then choose the game and/or music activity

**Meditation Version: 1 John 1:8-9**

"If we claim to be without sin, we deceive ourselves and the truth is not in us. If we confess our sins, he is faithful and just and will forgive us our sins and purify us from all unrighteousness."

**Alternate Memory/Games Version: 1 John 1:9**

"If we confess our sins, he is faithful and just and will forgive us our sins and purify us from all unrighteousness."

**Understanding the Bible Verse**

1. What does it mean to "claim to be without sin"? *To say that you do not sin.*
2. What does it mean to "deceive ourselves and the truth is not in us"? *To fool ourselves into thinking something is true that is not.*
3. *Why do we know that we are deceiving ourselves if we say we are without sin?* Because everyone is a sinner. No one is without sin.
4. What does it mean to "confess our sins"? *To tell our sins to God with a humble heart and with a desire to not do them anymore.*
5. What does God promise to do if we confess our sins? *To forgive us and purify us from all unrighteousness.*
6. What does it mean to "purify us from all unrighteousness"? *He will not hold our sins against us and he will work in our hearts so that we sin less against Him while we live here on earth. And, when we die, He will completely change us so that we will sin no more. Then, we will truly be purified from all unrighteousness.*
7. *Why will God do this for us? Because He is faithful: He promised to forgive those who confess their sins, so He will. And because He is just: Jesus gave His life as the perfect offering in the place of all who turn to confess their sins to God. He already paid for their sins, so God is just (that is, fair) to not ask us to pay for them, too.*
8. What did Jesus' story show the tax collectors and other sinners that God would do for even them, if they humbly confessed their sins to Him? *That He would save them, even though they had been terrible sinners.*

**Bible Truth Connection Question**

1. What does this verse have to do with the **Bible Truth: God Saves Sinners Who Confess Their Sins?**

This verse reminds us that we are all sinners. We deceive ourselves if we think we are not. But, the good news is, that if we admit we are sinners and confess our sins to God, He is faithful and just and will forgive us our sins and save us through Jesus.

**Story Connection Questions**

1. Why did the Brands think it was so important to stay in the Mountains of Death? Who needed to confess their sins to God? *Because they knew that the peoples there did not know about Jesus. They did not know that they could confess their sins to Him and be saved. If they did not take them this message, who would?*

**Life Application Questions**

1. What does God promise to do for us, if we turn away from our sins and humbly confess our sins to Him? *He will forgive us, too, and purify us from all unrighteousness.*

**ACTS Questions**

1. What is something we can praise God for from this Bible Verse? *Praise God for being the Purifier of Unrighteous of His People.*
2. What are sins we can confess to God from this Bible Verse?  
*That we are all sinners. We need to be purified of our unrighteousness. We deserve God's punishment! We need a Savior!*
3. What is something we can thank God for from this Bible Verse?  
*We can thank God making the promise of purifying from unrighteousness ALL who come to Him, confessing their sins, turning away from them and trusting Jesus as their Savior. There is no one too sinful to be forgiven by God.*
4. What is something we can ask God for from this Bible Verse?  
*We can ask God to work in our hearts that we would want to confess our sins, turn away from disobeying Him and trust in this wonderful Jesus as our own Savior. That He would work in the hearts of others, in this way, too.*

**ACTS Questions**

1. What is something we can praise God for from this Bible Verse? *Praise God for being the Purifier of Unrighteous of His People.*

2. What are sins we can confess to God from this Bible Verse?

*That we are all sinners. We need to be purified of our unrighteousness. We deserve God's punishment! We need a Savior!*

3. What is something we can thank God for from this Bible Verse?

*We can thank God making the promise of purifying from unrighteousness ALL who come to Him, confessing their sins, turning away from them and trusting Jesus as their Savior. There is no one too sinful to be forgiven by God.*

4. What is something we can ask God for from this Bible Verse?

*We can ask God to work in our hearts that we would want to confess our sins, turn away from disobeying Him and trust in this wonderful Jesus as our own Savior. That He would work in the hearts of others, in this way, too.*

**The Gospel**

1. How did people become sinners in need of God's forgiveness? How can they receive His forgiveness? What is the good news of Jesus? What is the gospel?

*God is the good Creator and King of the world. He made people to worship Him and live by His good laws. But we are all sinners who have rebelled against Him. We all deserve death--God's just, eternal punishment for our sins. How terrible! But God has good news for us. In His great mercy, God sent His Son Jesus to earth to save sinners. Yes, Jesus, the perfect Son of God, left His home in heaven and became a man. He lived the perfect life that pleases God. (He's the only one who has ever done that!) He offered it up to God His Father as the perfect sacrifice for sins when He suffered and died on the cross. Then, on the third day, Jesus rose from the dead in victory. He had fully paid for the sins of God's people, so they wouldn't have to! Now all who turn away from their sins and trust in Jesus as their Savior will receive forgiveness of sins and eternal life with God. They will be His very own special people who will know Him and enjoy Him forever. We can be God's people, too, if we turn from our sins and trust in Jesus as our own Savior.*



## Game: Paper Boot Shuffle

### Materials

Bible verse written up in large print so that all can see  
 2 large pieces of paper or poster board  
 two paper grocery bags per team  
 a chair per team  
 paper and marker  
 bag or jar  
 masking tape

### Preparing the Game

1. Make copy of the verse per team and cut into 10 sections.
2. Make a sign per team of the verse. If you have a lot of non- or early readers, write the verse in easy to read print, numbering each word/section that correspond to the sections on the cut-up version of the verse. If your children are all proficient readers, do not write the verse on the poster board, but simply draw lines and number them 1-10, corresponding to the 10 verse pieces.
3. Write down and cut out the numbers used on the verse pieces and put in a little bag or jar.
4. If desired, crop the tops of the bags so they are not so tall, but more like boot height for the children.
5. Mark the start line with masking tape.
6. Place chairs with the pieces of each team's verse at the other end of the relay area.

### Learning the Verse

Some or all of your children may be non- or early readers. Teach the verse in sections, having them say it after you. Repeat a few times. Add clapping or other movement as they say it.

### Directions

1. If desired, lead the children in a discussion of a **FEW** of the most important questions before beginning game.
2. Explain the game to them as follows:  
 Divide the children into two teams and have them line up at the start line. Explain that the class will say the Bible verse together, then you will pick a number out of your bag. The first person in each line will put their feet into the bags, like shoes, and shuffle up to the chair. They will then say the verse to the leader, receive a piece of the verse and return to the line. The class will say the whole verse again, the teacher will pull a new number out of the bag and then the next person on each team will then put on the "boots" and shuffle up for another piece of verse, etc. until all pieces are retrieved. The teams will then put all the pieces in verse order on their team's posterboard sign. If working with less confident readers, point out to them that they can use the sign you made and the numbers in the verse pieces as hints to help them line it up properly. After getting it in order, the team will finish by saying the verse all together. The first team to do so, wins.

### Non-competitive Option

Don't split the children into teams. Have only one set of verse pieces. Have the children take turns retrieving the pieces. Together they will work to put the verse together after collecting all the pieces.

### Optional TAKING IT TO OTHERS Activity: Quiz Questions

Have the children choose a few of the questions from the game to ask the parents/other children during TAKING IT TO OTHERS time. Help pre-readers by whispering the question in their ear and letting them ask it aloud to the parents/other children. Make sure you read the Bible verse aloud before you ask your questions.

Directions:

1. Write words to song in large print before class.
2. Play the song for the children, helping them follow along on the song sheet.
3. Discuss the song, using a few questions from the discussion sheet. *Don't use them all!*
4. Introduce sign language for key words of your choice from sign language sheet for your song. Use as few or as many as you think the children can learn.
5. Sing and sign the song. Sign language as well as large format lyrics and sheet music are found in the PFI Unit Songbook or online.
6. If desired, play the Song Game.

**Optional TAKING IT TO OTHERS Activity: Presenting and Singing the Song**

1. Sing and sign the song, encouraging the watching children/parents to join in.
2. Ask the class some of the questions listed below. The Bible Truth Connection Question is particularly good to help them understand how the song ties in with the Bible Truth.

**If We Say We Have No Sin**

If we say we have no sin,  
We deceive ourselves, and the truth is not in us,  
The truth is not in us.

If we say we have no sin,  
We deceive ourselves, and the truth is not in us,  
The truth is not in us.

If we confess our sins,  
He is faithful and just to forgive us our sins,  
If we confess our sins,  
He is faithful and just to forgive us our sins,  
And to cleanse us from all unrighteousness.

First John One, verses eight and nine.

**Listen to it on PFI ESV Songs 11, Track 7**

## Song Game: Mimic Me!

### Materials

Sign Language  
Song

### Preparing the Game

None.

### Playing the Game

1. Practice the song and signs until the children know them well. Choose a person to be the leader and let them decide upon an action for everyone to do as they sing the song, such as jump on one foot, etc.
2. Sing the song while doing the chosen action.
3. Select another child to be the leader.
4. If desired, you can choose a different action for different important words in the song, such as jump on one foot when you sing the word "grace", but clap your hands when you sing the word "Jesus". Ask the children the meaning of each of the words before adding in their action.

Game continues as number of questions, time, and attention span allow.

**STORY REVIEW**

Directions: Read and discuss Bible Truth, using a FEW of the questions. Play game. Feel free to modify the game to fit your children.

**General Story Questions**

1. What kind of life did the Brands leave behind when they went to India? *A comfortable, rich life in "high society" in England.*
2. What was so dangerous about the Mountains of Death? *There were many of the most deadliest diseases in the world there.*
3. What did the Brands vow to do? *To take the good news of Jesus to the people in five mountain ranges in the Mountains of Death.*
4. What did the Hindu priest do to threaten the villagers about listening about Jesus? *He warns them that their cattle will die if they listen to the Brands tell about Jesus.*
5. What happened to the villagers' cattle? *He secretly poisoned the cattle and made them think that the spirits were punishing them for listening to the Brands tell about Jesus.*
6. How many years did the Brands work without anyone becoming a Christian? *Seven long years.*
7. What did the Brands pray that the Lord would do to help them? *He would show them the way to reach the peoples of the Mountains of Death.*
8. How did the Brands use the terrible sickness to tell others about Jesus? *They stayed and cared for people, when even their families left them to die.*
9. What did the Hindu priest want the Brands to do when he died? *He wanted them to care for his daughter and raise her as their own child.*
10. Why did the villagers want to hear about Jesus after the terrible sickness? *Because they saw the love that they had for the villagers, even the Hindu priest and his wife.*
11. Why did Evelyn Brand decide to stay in the Mountains of Death after Jesse died? *They had not reached the people of five mountain ranges with the good news of Jesus, and she had promised God she would not leave until she had.*
12. What sorts of things does Evelyn Brand do after her husband died? *She rides her pony over the hills, sleeps outside under an umbrella, takes care of medical needs, and most of all, tell them how to find forgiveness of their sins through Jesus.*
13. How many mountain ranges did she reach? *Seven.*
14. Why didn't she go home to England when she got old and sick? *Because there was no one coming to replace her. And, because she felt she would rather die in her mountains, telling the good news of Jesus, than back home where she would not be able to.*

**Bible Truth Connection Questions**

1. What does this story have to do with our Bible Truth? *The Brands risked their lives in the Mountains of Death so that they could tell these people the good news that they could confess their sins to God, turn away from them, and trust in Jesus as their Savior, and be saved.*

**Bible Verse Connection Question**

1. What does the story have to do with our Bible Verse: **1 John 1:8-9:** "If we say we have no sin, we deceive ourselves, and the truth is not in us. If we confess our sins, he is faithful and just to forgive us our sins and to cleanse us from all unrighteousness."?  
*The Brands risked their lives in the Mountains of Death so that the peoples living there would know to confess their sins to God, ask for His forgiveness, and trust in Jesus, that they might become God's people, purified from all unrighteousness.*

**Life Application Questions**

1. Are there still places in the world that need to hear about Jesus? Can you name some? *Yes. Everywhere!*
2. Why is it so important that Christians tell others about Jesus? *How will they be saved from the punishment that they rightly deserve for their sins if no one tells them? And, because Jesus commanded His people to go into every part of the world and tell them about salvation through Him. Also, because God has planned for His people to be from every people on earth. Spreading the good news of Jesus brings honor and glory to God's great name.*
3. How are we like the people of the Mountains of Death? *We are sinners who need to confess our sins to God, turn away from our sins and trust in Jesus as our Savior.*

**ACTS Questions**

1. What is something we can praise God for being that we learned in our story? *Praise God for being the Protector and Sustainer of His people. They can even survive in the Mountains of Death, if He wants them to.*
2. What is something we can confess as sin that we learned in our story? *Confess that we, like the people on the Mountains of Death and all other people, deserve God's punishment. We all need to confess our sins to Him and ask His forgiveness! We need a Savior!*
3. What is something we can thank God for that we learned in our story? *We can thank God giving His people the strength, love and courage to care for people and tell them about Jesus, even in the hardest of situations.*
4. What is something we can ask God for that we learned in our story? *We can ask God to work in our hearts, helping us to confess our sins, turn away from them and trust Jesus as our own Savior. We can ask Him to make us like the Brands: willing to go to even very dangerous places to tell others about Him.*

**The Gospel**

1. What was the good news of Jesus that the Brands risked their lives to tell? What is the gospel?  
*God is the good Creator and King of the world. He made people to worship Him and live by His good laws. But we are all sinners who have rebelled against Him. We all deserve death--God's just, eternal punishment for our sins. How terrible! But God has good news for us. In His great mercy, God sent His Son Jesus to earth to save sinners. Yes, Jesus, the perfect Son of God, left His home in heaven and became a man. He lived the perfect life that pleases God. (He's the only one who has ever done that!) He offered it up to God His Father as the perfect sacrifice for sins when He suffered and died on the cross. Then, on the third day, Jesus rose from the dead in victory. He had fully paid for the sins of God's people, so they wouldn't have to! Now all who turn away from their sins and trust in Jesus as their Savior will receive forgiveness of sins and eternal life with God. They will be His very own special people who will know Him and enjoy Him forever. We can be God's people, too, if we turn from our sins and trust in Jesus as our own Savior.*

## Game: People Pins

### Materials

A ball  
Paper and marker  
10 Safety pins  
Masking Tape  
20+ Story Review Questions

### Preparing the Game

1. Choose 20+ questions for your game from the Story Review Discussion Questions, or make up your own.
2. Use the masking tape to mark bowling pin placement on the floor as well as a bowling line.

### Playing the Game

Divide the children into two teams, Team A and B. Team A will line up behind the bowling throw line, Team B will take their places on an x as a bowling pin. Attach with tape or safety pins on each "bowling pin", with number 1 on the person in front and working across the rows from side to side, so that the biggest numbers will be on the last row of "pins". Ask the first child on Team A to come up to the bowling throw line. Have the child roll the ball into the "bowling pins" Whoever is touched by the ball is considered a knocked down pin. The pin numbers on those people are added up. The bowler is then asked a question. If he can answer it correctly on his own, the team gets as many points as the value of the pins knocked down. If he can answer it with the help of his team, then the team gets half the point value. If he answers it incorrectly, it goes to the Team B for the half point value amount for a correct answer. All pins resume their positions, ready for the next player on Team A to bowl. After everyone on Team A has a turn to bowl, the two teams switch places as pins and bowlers.

Play continues until everyone has had a chance to bowl, or as time and attention span allow.

### Non-competitive Option

Divide the children into two groups. Set a target point number for whole group, telling them that together they are going to see how many turns it takes to reach the target number. Have one set of children be the bowling pins and the other set take turns bowling. Once one set of children have had a turn, switch out bowling pins and bowlers. Tally number of turns on a piece of paper. When the target number has been reached, start over and try to reach the target number in fewer turns.

### Optional TAKING IT TO OTHERS Activity: Quiz Questions

Have the children choose a few of the questions from the game to ask the parents/other children during TAKING IT TO OTHERS time. Help pre-readers by whispering the question in their ear and letting them ask it aloud to the parents/other children.

**CASE REPLAY ACTIVITIES**

Use this guide to review the Case Story and act it out for others to enjoy!

**CASE REPLAY, JR: YOUNGEST CHILDREN**

**Description:** The children will act out the story together, everyone doing the same action/sound effect at the same time. This activity is most suitable for kindergarteners.

**Materials**

The Case RePlay, Jr. script for younger children

**Preparation**

1. Read through the script and write in the blanks along the side possible actions/sound effects the children could do to act it out.

**Instructions**

1. Tell the children that they will be re-enacting the story together as you tell it.
2. As you read the script, lead the children in actions/sound effects to do with you.
3. If desired, you can read the script and stop at certain sentences and ask them what a good action/sound effect would be to act out what you just read.
4. Repeat the re-enactment one or two times more.

**CASE REPLAY, SR: OLDER CHILDREN**

**Description:** The children act out the story as a three-scene play. You will narrate it using the Case RePlay, Sr. script and they will act it out (no spoken words, for the most part), with each child assuming a different character's role. This activity is most suitable for first grade and up. You will review the story, then practice it a few times before performing it for others.

**Materials**

The Case RePlay, Sr. script  
White board or other large format paper  
Costumes and props

**Preparation**

1. Prepare for the play by choosing costumes and props for each character in the story. Decorate the area with any scenery props.
2. Write the words "Beginning," "Middle," "End" on a large piece of paper/whiteboard with plenty of space under each heading. You will use this paper to help the children think about the story as a three-scene play, as it is presented in the script.

**Instructions**

1. Tell the children that they will get to act out the story as a three-scene play, with a beginning, middle and end section. Tell them that before they can act it out, they need to think it out. as you narrate it with your script.
2. Take the children's answers as they recount the story, helping them put key incidents in the right order.
3. If desired, when they have filled in their Beginning, Middle, End, read through your whole (real) script, so they hear exactly what you will have them act out.
4. Then tell the children that it's time to practice acting out the story.
5. Assign parts to each child. If you are using costumes, do NOT give them out at this point. They will be a distraction.
6. Have all the children sit on the floor or in chairs on one side of the "stage," then call the characters up in place as their part in the story comes.
7. As you read the script, guide the children in where you want them to move or do to act it out.
8. After going through the whole script once, give out any costumes and props and act out the script once or twice more.

**Optional TAKING IT TO OTHERS Activity: Re-enacting the Story**

Read the script as the children act out together (younger) or assuming different roles (older) as the other children or the parents watch.

## **CASE REPLAY, JR--YOUNGER KIDS (KINDERGARTEN) P.2**

Welcome to our play! The name of our story is: The Case of the Mountains of Death and Life.

Our story starts out around 1909 in England.

And now we present: "The Case of the Mountains of Death and Life."

### **Scene 1:**

Jesse and Evelyn Brand enjoyed a rich life in England, but they decided to leave it behind to go tell the peoples of the Mountains of Death in India about Jesus. They go to live in a village to help the people fight off the terrible diseases found on those mountains; and, most of all, to tell them the good news of Jesus. The Hindu priest in the village wants to stop the Brands from telling people about Jesus. He threatens the people that their cattle will die if they listen to the Brands. Their cattle do die and the people are scared to listen to them, thinking some spirit has caused this. Seven, long years pass and there are still no Christians. The Brands pray for God to show them what to do to reach the people.

### **Actions:**

---

---

---

---

---

---

---

---

### **Scene 2:**

God uses a terrible sickness that strikes the village to answer their prayers. Many people get sick and die. Most of the other villagers abandon their sick family and friends and go live in the jungle to protect themselves. The Brands decide to stay and risk getting sick. They take care of the sick villagers and tell them about Jesus. The Hindu priest and his wife get the sickness, too. The Brands take even care of them. As the priest and his wife are close to dying, the priest tells the Brands that he poisoned the cattle so the villagers wouldn't listen to them. He asks them to adopt and raise their child when they die. The Brands do. When the sickness ends, the villagers come back. The villagers see the Brands' faith in God which gave them the courage to stay with the sick people. They are amazed at the love the Brands showed to the sick villagers, especially to the Hindu priest. Many become Christians.

---

---

---

---

---

---

---

---

### **Scene 3:**

After a while, Jesse Brand died. Evelyn Brand decides not to go back home but to stay in the Mountains of Death. She will stay and keep their promise to reach five mountain ranges with the good news of Jesus. Evelyn Brand stays for fifty more years to reach the five mountain ranges. She rides her pony over the hills, sleeps outside under an umbrella, takes care of medical needs, and most of all, tell them how to find forgiveness of their sins through Jesus. She gets sicker and sicker, but stays on. Finally, she dies and is placed in a cotton sheet and buried next to her husband in the mountains. By the end, she reached seven mountain ranges, not just five with the gospel.

---

---

---

---

---

---

---

---

### **Bible Truth Tie-In:**

The Bible Truth we are learning is: **God Saves Sinners Who Confess Their Sins.** The Brands risked their lives to tell the peoples on the Mountain of Death to turn to Jesus, confess their sins so they might be saved.

## **CASE REPLAY, SR--OLDER KIDS (1ST GRADE AND UP) P.3**

Welcome to our play! The name of our story is called: The Case of the Mountains of Death and Life.

Our story starts out around 1909 in England.

The characters in our story are: Jesse and Evelyn Brand; the Hindu priest, his wife and child; and the villagers of the Mountains of Death.

And now we present: "The Case of the Mountains of Death and Life."

### **Scene 1: (Beginning)**

Jesse and Evelyn Brand enjoyed a rich life in England, but they decided to leave it behind to go tell the peoples of the Mountains of Death in India about Jesus. They go to live in a village to help the people fight off the terrible diseases found on those mountains; and, most of all, to tell them the good news of Jesus. The Hindu priest in the village wants to stop the Brands from telling people about Jesus. He threatens the people that their cattle will die if they listen to the Brands. Their cattle do die and the people are scared to listen to them, thinking some spirit has caused this. Seven, long years pass and there are still no Christians. The Brands pray for God to show them what to do to reach the people.

### **Scene 2: (Middle)**

God uses a terrible sickness that strikes the village to answer their prayers. Many people get sick and die. Most of the other villagers abandon their sick family and friends and go live in the jungle to protect themselves. The Brands decide to stay and risk getting sick. They take care of the sick villagers and tell them about Jesus. The Hindu priest and his wife get the sickness, too. The Brands take even care of them. As the priest and his wife are close to dying, the priest tells the Brands that he poisoned the cattle so the villagers wouldn't listen to them. He asks them to adopt and raise their child when they die. The Brands do. When the sickness ends, the villagers come back. The villagers see the Brands' faith in God which gave them the courage to stay with the sick people. They are amazed at the love the Brands showed to the sick villagers, especially to the Hindu priest. Many become Christians.

### **Scene 3: (End)**

After a while, Jesse Brand died. Evelyn Brand decides not to go back home but to stay in the Mountains of Death. She will stay and keep their promise to reach five mountain ranges with the good news of Jesus. Evelyn Brand stays for fifty more years to reach the five mountain ranges. She rides her pony over the hills, sleeps outside under an umbrella, takes care of medical needs, and most of all, tell them how to find forgiveness of their sins through Jesus. She gets sicker and sicker, but stays on. Finally, she dies and is placed in a cotton sheet and buried next to her husband in the mountains. By the end, she reached seven mountain ranges, not just five with the gospel.

### **Bible Truth Tie-In:**

The Bible Truth we are learning is: **God Saves Sinners Who Confess Their Sins.** The Brands risked their lives to tell the peoples on the Mountain of Death to turn to Jesus, confess their sins so they might be saved.



## **Evelyn Brand Traveling Seven Mountain Ranges on Her Mountain**

### **Description**

The children will make a scene of seven mountain ranges with Evelyn Brand riding along them on her pony, using poster board, tissue paper and markers.

### **Materials**

1 piece of 20" x 28" poster board per every TWO children  
 Copies of Evelyn Brand on her pony  
 1 popsicle stick per child  
 Green tissue paper  
 Pencils with decent erasers, one per child  
 Craft glue  
 Markers, colored pencils or crayons  
 Glue gun and glue (teacher use only) or strong, clear packing tape

### **Preparing the Craft**

1. Print out Evelyn Brand on her pony, one per child.
2. Cut poster board in half into two 14" x 20" pieces
3. Cut tissue paper into lots of 2" (approximate) squares
4. Cut a slot as shown across the longer side of each piece of poster board, about two-thirds the way up the paper. This will be the slot in which to insert Evelyn and her pony.
5. Make a sample for the children to see.

### **Making the Craft**

1. Show children your sample.
2. Have the children use markers to decorate the sky above the mountains.
3. Have the children use the eraser end of their pencils to scrunch up pieces of tissue paper and then glue them onto the mountain section of their poster board. If desired, children can draw in little villages and people in various places on their mountains.
4. Color in Evelyn and her pony.
5. Teacher uses glue gun (or packing tape) to secure Evelyn and pony to the top of the popsicle stick. Insert the bottom end of the popsicle stick through the slot. From the back of the poster board, the children can slide Evelyn and the pony up and down the mountains.

### **Optional TAKING IT TO OTHERS Activity: Craft Presentation**

If you are presenting the craft to other children or parents the children can hold up their crafts (or your model craft) and read their Bible Truth Connection answers to explain the importance of the craft.

**CASE CRAFT****Discussion Guide****Instructions:**

As the children are settled into making their craft, ask them these questions to help them understand the craft's significance. Use the answers provided to guide the children's answers.

**Discussion Questions**

1. The Brands left their rich life in England to go where? *The Mountains of Death in India.*

2. What did the Brands go to do? *To care for the peoples who lived there and then the good news of Jesus. They hoped, most of all, that the people would hear the gospel, confess their sins to God and trust in Jesus as their own Savior.*

3. How many mountain ranges did the Brands (especially Evelyn) reach? How did she do this? *Titus heard the good news of Jesus and was saved. She rode on her pony across seven mountain ranges.*

4. What is Bible Truth that we are learning? *God Saves Sinners Who Confess Their Sins.*

5. What does our craft have to do with our Bible Truth: God Saves Sinners Who Confess Their Sins? *Evelyn Brand gave her whole life to tell the peoples of the Mountains of Death the good news of Jesus. She refused to go as long as there was no one else to tell them how they could confess their sins to God and trust in Jesus for salvation. Nothing was more important to her than this.*

6. What can our craft help us remember? *Jesus is the only way to be saved. God's people know that telling others the good news of salvation through Jesus is so important that they even are willing to risk their lives to do it.*

**TAKING IT TO OTHERS****Craft Presentation****Instructions:**

Have children hold up your model craft/their crafts. Choose five children (or you say) the five sections below to explain the craft's importance.

**Presentation:**

1. Our craft is: The Braille Bible.

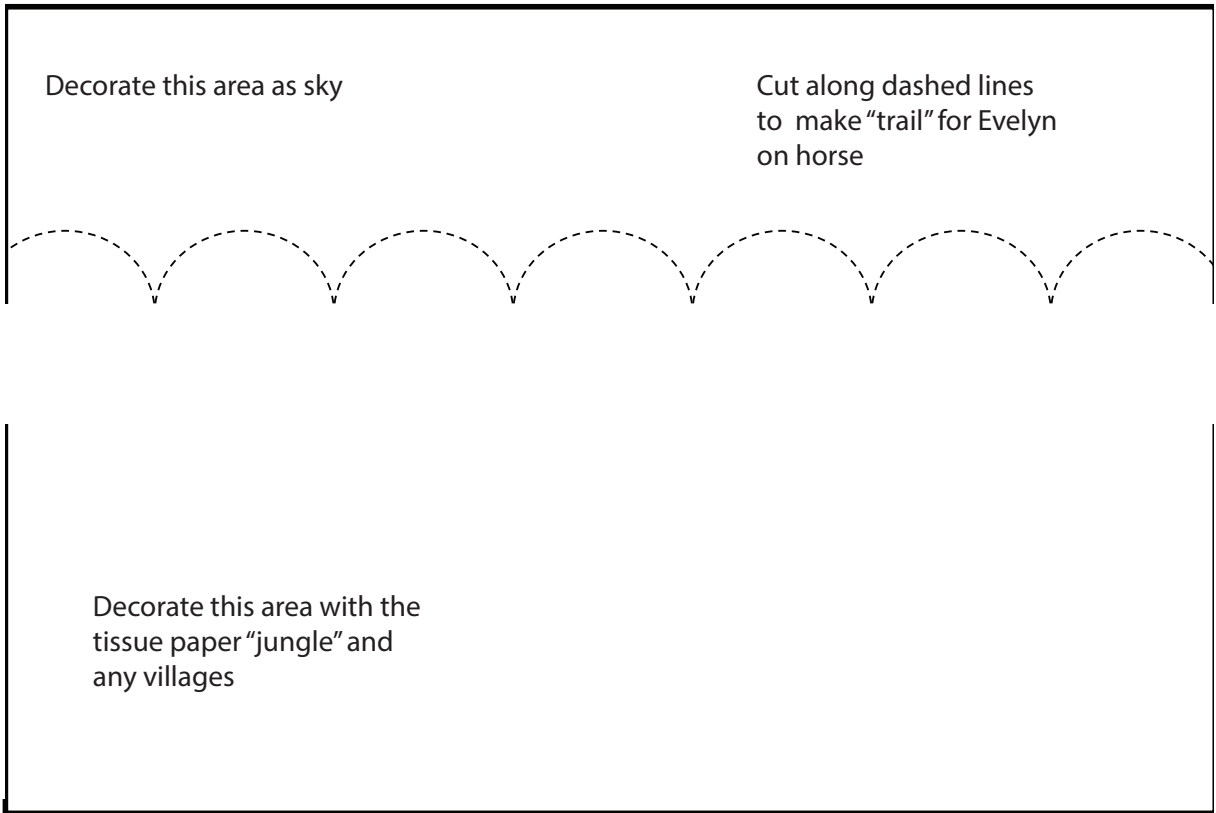
2. In the Mountains of Death in India, Evelyn Brand rode on her pony across seven mountain ranges to care for the peoples who lived there and tell them the good news of Jesus, that they might confess their sins and trust in Jesus as their own Savior.



3. Our Bible Truth is: God Saves Sinners Who Confess Their Sins.

4. Evelyn Brand gave her whole life to tell the peoples of the Mountains of Death the good news of Jesus. She refused to go as long as there was no one else to tell them how they could confess their sins to God and trust in Jesus for salvation. Nothing was more important to her than this.

5. Our craft can help us remember that Jesus is the only way to be saved. God's people know that telling others the good news of salvation through Jesus is so important that they even are willing to risk their lives to do it.

Note: Even non-readers can participate in presenting the craft, if you will whisper what they are to say in their ear and let them say it aloud for the others to hear.





**BEFORE CLASS:****1. PICK YOUR PERSON**

VIPPs can be anyone in your church! Typically, they fall into 6 categories: Church staff, Elders, Deacons/deaconesses, Special Volunteers (people who aren't paid, but spend a lot of time helping out in particular ways), Supported Workers (aka missionaries), and Church Members.

**2. GATHER YOUR FACTS**

Use the VIPP Information Sheet to write down the facts about your VIPP. The information on this worksheet is used in the VIPP activities, listed in the "Choose an Activity" section below.

**DURING THE ACTIVITY:****1. INTRODUCE YOUR VIPP**

Introduce your VIPP to the children, using the VIPP Information Sheet. Fill in a set of VIPP Clue Cards with the information for your VIPP. If desired, you can even have the actual person come into class for the children to meet.

Need help describing what someone does for the church in a kid-friendly way? Check out the list of common VIPPs on the Praise Factory website in the PFI resources. There are lots of kid-friendly descriptions for common VIPP's, such as pastors, elders, deacons and a lot more.

**2. PRAY!**

Lead the children in praying for the VIPP. Ask the children if they would like to pray for one of the VIPPs prayer requests. Even non-readers can pray for the VIPP if you whisper the prayer request in their ear, then let them say it aloud. Never force a child to pray!

**3. CHOOSE AN ACTIVITY**

There are two activities you can use to help the children learn about the VIPP:

**VIPP Clue Cards:** These are nine coloring sheets in which children fill in the nine things they learn about the VIPP from the VIPP Information Sheet. Photocopy a set of each child. Use as few or as many of these Clue Cards as you desire. They are found in the back of this book.

**VIPP Game:** This is a game that uses a set of Clue Cards for one or two VIPPs.

Choose a VIPP and fill in his/her information on the VIPP Information Sheet. Fill in a set of VIPP Clue Cards with the information for your VIPP. Tell the children about the VIPP, having them fill in the VIPP Clue Cards with the key facts as they learn them. Write any words the children need to write on a white-board or other piece of paper so they can see how to spell them. Help younger children write these words on their clue cards. Ideas for how to tell the children about many common VIPPs are listed at [praisefactory.org](http://praisefactory.org) with the resources for this Bible Truth.

**Optional TAKING IT TO OTHERS Activity: Introduce and Pray for the VIPP**

If you are presenting the VIPP to other children or parents you can assign children to hold up the 10 clue cards and say what each card tells about the VIPP. (Or, you can have the children hold them up as you tell what each one means.) Then lead the children in praying for the VIPP.

## Game: Over, Under and Throw

### Materials

Information Sheet for one VIPP

2 Set of Clue Cards

8 8.5" x 11" Manilla Envelopes

Nerf Ball or other soft ball for indoor use

Box or basket big enough for the envelopes to fit in and the ball to land in.

### Preparing the Game

1. Fill in one set of clue sheets for the VIPP you are using.
2. Tape the other (blank) set of Clue Cards to the outside of the manilla envelopes.
3. Put the filled-in clue cards in the corresponding envelope.
4. Put all the Clue Cards envelopes in a bag, except for the ones with the names and pictures of the VIPPs.
5. Place the envelopes in the basket, a good shooting distance from where the child at the head of the line will stand.

### Playing the Game

**Reveal:** Tell the children about the VIPP, showing them your filled-in clue cards as you tell about them.

**Review:** Have the children line up, all facing forward. Give the ball to the last child in line. At your signal, have them pass the ball to the next child with an overhead pass; then that child passes the ball through the legs of the next child, etc. until the ball reaches the first child. The first child in line then tries to make a basket. If he succeeds, he gets to go up and pick out an envelope to open. the teacher (or the child) tells the Clue Card category. The other children try to remember what the VIPP's answer was. Open it up and see if they got it right. If they did, the Clue Card is retired. If not, it can be added back with the Clue Cards in the basket. Game continues until all the envelopes have been retired or as time or attention span allows.

**VIPP INFORMATION SHEET**

**VIPP NAME:**

\_\_\_\_\_

**WHAT VIPP LOOKS LIKE**

Man or Woman? \_\_\_\_\_

Hair color? \_\_\_\_\_

Eye color? \_\_\_\_\_

**FAVORITE ANIMAL**

\_\_\_\_\_  
\_\_\_\_\_

**FAVORITE FOOD**

\_\_\_\_\_  
\_\_\_\_\_

**FAVORITE FREE TIME ACTIVITY**

\_\_\_\_\_  
\_\_\_\_\_

**WHAT VIPP DOES DURING WEEK**

\_\_\_\_\_  
\_\_\_\_\_  
\_\_\_\_\_  
\_\_\_\_\_

**VIPP GROUP OF SERVICE:**

- |                   |                                  |
|-------------------|----------------------------------|
| Church Member     | Deacon                           |
| Elder             | Church Staff                     |
| Special Volunteer | Supported Worker<br>(Missionary) |

**3 WAYS VIPP SERVES CHURCH**

\_\_\_\_\_  
\_\_\_\_\_  
\_\_\_\_\_  
\_\_\_\_\_  
\_\_\_\_\_  
\_\_\_\_\_

**3 WAYS TO PRAY FOR THE VIPP**

\_\_\_\_\_  
\_\_\_\_\_  
\_\_\_\_\_  
\_\_\_\_\_  
\_\_\_\_\_  
\_\_\_\_\_





## **BIBLE TRUTH 1, LESSON 3: PLANNER/OVERVIEW**

### **GETTING STARTED: Welcome and Opening Songs** (*introduce unit and get kids moving with these songs*)

**Welcome to Praise Factory:** PFI: Praise Factory Investigators Theme Song *PFI ESV Songs 11, Track 1*

**Rules to Help Us Worship God and Love One Another:** WoGoLOA Classroom Rules Song  
*PFI ESV Songs 11, Track 2*

**Big Question Under Investigation:** Big Question 11 Songs *PFI ESV Songs 11, Tracks 3,4*

**Big Question Bible Verse:** Romans 6:23 Song: *PFI ESV Songs 11, Track 5*

### **DIGGING DEEP DOWN: Key Concept and Story** (*introduce the Bible Truth and tell the related story*)

**Bible Truth 1:** God Saves Sinners Who Confess Their Sins

**Bible Truth Hymn:** Beneath the Cross of Jesus, v.2 *PFI ESV Songs 11, Track 6*

**Bible Verse:** 1 John 1:8-9

**Bible Verse Song:** If We Say We Have No Sin *PFI ESV Songs 11, Track 7*  
*Extra Bible Verse Song: If We Say 1 John 1:8-9 ESV PFI ESV Songs 11, Track 8*

**Lesson 3 Old Testament:** The Case of the Not-So-Secret Sinner *2 Samuel 11-12*

### **TAKING ACTION: Response Activities** (*choose from among these activities*)

**Snack and Discussion Planner:** Nathan the Prophet's Parable for David

**ACTS Prayer:** Prayer Sheet

**Bible Truth Review:** Discussion Questions and Game: Enemy Invaders

**Bible Truth Hymn:** Beneath the Cross of Jesus, v.2 *PFI ESV Songs 11, Track 6*  
Song, Sign Language and Song Game: Word Take Away **PFI ESV Songs 11 BOOK or ONLINE**

**Bible Verse Review:** Romans 8:31-32,35,38-39 Discussion Sheet and Game: Day at the Beach

**Bible Verse Song:** If We Say We Have No Sin: 1 John 1:8-9 *PFI ESV Songs 11, Track 7*  
Song, Sign Language and Song Game: Big Voice, Little Voice **PFI ESV Songs 11 BOOK or ONLINE**

**Story Review:** Discussion Questions and Game: Yes, No & Go!

**Case Replay, Jr: Drama Activity for Youngest Children** (children do same story actions together)

**Case Replay, Sr: Drama Activity for Most Children** (children re-tell story with individual parts)

**Craft:** A Precious, Pet Lamb

**VIPP (Very Important Prayer Person) Prayer Time:** Coloring Sheets (Back of Book) & Game: Stop and Go

### **TAKING IT HOME: Take Home Sheet for Review and Family Devotions**

**PFI Pronto:** Bible Truth 1, Lesson 3 **PFI ESV Prontos 11 BOOK or ONLINE**

**The Case of the Not-So-Secret Sinner** *2 Samuel 11-12* by Connie Dever

**Our story is: The Case of the Not-So-Secret Sinner. As you listen to the story, see if you can figure out:**

1. Who was the Not-So-Secret Sinner? How did he try to cover up his sin?
2. Who knew about his sin and prompted him to confess it? How did God respond to this secret sinner's confession to Him?

This story takes place in Old Testament times about 2000 years before Jesus lived on earth. It's about David.

David was a godly man who wanted to love and obey God, but David did not do this perfectly. For you see, David was also a Secret Sinner. What's the Secret Sinner? Someone who struggles sin in his heart and gives into it, especially when others weren't watching. He might look like he's doing all the right things, but he's a sinner nonetheless.

It all happened one spring in Jerusalem. David had sent his soldiers off war against their enemies, the Ammonites. Usually David went with them to war, but for some reason, this year he chose to stay home, leaving army captain Joab in charge, forty miles away on the battlefield.

One evening David went up on the roof of his house to look out over Jerusalem. As he did, he noticed a very beautiful woman. "She is so beautiful!" David thought. "I must find out who she is and meet her!" David called a servant to his side, "Who is that woman?" he asked.

"That is Bathsheba, the dearly loved wife of Uriah Hittite, one of your mighty men," the servant replied.

Now David did not care that Bathsheba was already married...though he should have. He did not care that she was the dearly loved wife of one of his best, most loyal soldiers...though he should have. David was a man who loved God and wanted to obey Him. He knew that God would not want him to take someone else's wife. But just right then, he did not even care what God thought...though he should have. Instead, David ignored all the things he knew he should do and did what he WANTED to do. He ordered Bathsheba brought him. David had become a secret sinner! Who could see his secret sin, anyway? Uriah, Bathsheba's husband, away at war. Servants could be kept quiet. Bathsheba

could be kept quiet. David's secret sin was safe...or so he thought.

Then some news came to David that wouldn't keep quiet: Bathsheba was going to have a baby—his baby!, David knew that he would have to do more to keep his secret sin secret. So he thought up yet another secret sin to cover up his first one. He would use Captain Joab and the Ammonites to get rid of Uriah completely. If Uriah was dead, Bathsheba could become his wife. Then no one would know his secret sin.

David sent a letter to Joab, putting his plan into action. He wrote: "Joab, my captain, When next you lay siege on Rammah, do not fail to put Uriah in the front line where the fighting is fiercest. Then withdraw from him so he will be struck down and die. Signed, David, the King."

Joab was puzzled by King's letter. What a strange order! This wasn't like King David. But Joab obeyed it anyway. He changed his battle plans to make sure that the King's wishes would be met. He put Uriah in the front-lines. The Ammonites attacked the Israelites in the fields outside Rammah, then Joab ordered the soldiers to charge the gates of Rammah. Uriah and others on the front lines fought close to the walls of the city. Ammonite soldiers stationed on the top of the walls let fly showers of arrows upon them. Before long, many of David's best soldiers died that day, including Uriah—all because of David's secret sin.

A few days later a messenger brought the news David was waiting for. Uriah the Hittite had been killed in battle. David's secret sin was covered up! Who could know his secret sin now? It was covered up completely now that Uriah was dead. He was free to marry Bathsheba and no one had to know about his sins. Kings often had more than one wife in those days. No one would think

**Story-telling Tips**

Ahead of time:

1. Read the Bible verses and story. Pray!
2. Create story cue cards on index cards (or highlight text).
3. Practice telling story dramatically, timing your presentation. Shorten, if necessary to fit your allotted time.
4. Decorate area with story props that help bring your story alive.

During your presentation:

1. Maintain as much eye contact as possible as you tell the story. Point to/use props at important points in the story. Include the kids in your story with a few questions about what they think will happen or words/concepts that might be new to them.
2. Watch the kids for signs that their attention span has been reached. Shorten, if necessary.

anything of his marrying Bathsheba now. She was a widow with no one to take care of her. People would think David was doing a good thing by marrying her. But after all, what did they expect from good King David, the man after God's own heart, the king who sang praises to the God he loved. Bathsheba could come to live as David's wife in his palace. No one would have to know that he was really just covering up his sins. After all, who could see a secret sin anyway? No one! Well...almost no one. God had seen David's secret sins. Nothing can be hidden from God. And God was very displeased with what David had done.

God sent his special messenger, the prophet Nathan, to talk with David. "David, I have a story to tell you."

"Tell me your story, Nathan," David replied.

"There were two men who lived in the same town, one was very rich and one was very poor. The rich man had lots of sheep and cattle, but the poor man had nothing except one little ewe (girl) lamb. He raised it like it was his daughter, he loved it so much. He fed it food and water from his table. At night, it slept in his arms," Nathan told David.

"One day a traveler came to stay at the rich man's house and eat at his table. But instead of using one of his many sheep or cattle to make the meal, the rich man took the poor man's ewe lamb and served it," Nathan said.

David burned with anger and said to Nathan, "As surely as the LORD lives, the man who did this deserves to die! He must pay for that lamb four times over, because he did such a thing and had no pity."

Then Nathan said to David, "You are the man! This is what the LORD, the God of Israel, says: 'I anointed you king over Israel, and I delivered you from the hand of Saul. I gave you all the many things that once were his, and all of Israel and Judah, too. And if all this had been too little, I would have given you even more. Why did you reject my Word and disobey my laws? You had Uriah the Hittite killed with the sword of the Ammonites and took his own, dear wife. You sinned in secret, thinking that no one will see,' the LORD told David through the prophet Nathan, 'but now your sin will lead to trouble and sadness in your family that everyone will be able to see.'"

Then David saw his sin for what it was. He had stolen someone else's wife! He had murdered a man! He had tried to cover up his sins! How sinful he was.

David was truly sorry for what he had done and confessed his sin: "What you say is true, Nathan." I have sinned against the LORD." He thought he was keeping his sins a secret, but now he could see that you can never keep your sins a secret from God.

Nathan replied, "You know that the law says you deserve to die because you have stolen another man's wife and because you killed someone on purpose. But the LORD has chosen to forgive you instead. He has taken away your sin. You are not going to die."

David was a secret sinner, but David was still a man who loved God. When Nathan left, David prayed to God. He turned away from his sins and confessed them to God. He said, "Have mercy on me, O God, according to your unfailing love; according to your great compassion blot out my transgressions. Cleanse me from my sin. For I know my sin is always before me. Against you, you only, have I sinned and done what is evil in your sight, so that you are proved right when you speak. Surely you desire truth in the inner parts....Hide your face from my sins... create in me a pure heart, O God...save my from [guilt], O God, the God who saves me." (Psalm 51)

God heard David's prayer and forgave him. What a merciful God is the LORD!

### **Cracking the Case:**

**It's time to answer our Case Questions.**

**1. Who was the Not-So-Secret Sinner? How did he try to cover up his sin?**

David. He had Bathsheba's husband killed in battle to get rid of him.

**2. Who knew about his sin and prompted him to confess it? How did God respond to this secret sinner's confession to Him?** The LORD knew. He used Nathan the prophet to help David see his sins and turn away from them. The LORD forgave David when he confessed his sins.

**Something For You and Me****Our Bible Truth Is:****God Forgives Sinners Who Confess Their Sins****Our Bible Verse is: 1 John 1:8-9**

"If we say we have no sin, we deceive ourselves, and the truth is not in us. If we confess our sins, he is faithful and just to forgive us our sins and to cleanse us from all unrighteousness."

David was a secret sinner who confessed his sins and was forgiven. What about you and me? Are we secret sinners? Have we sinned and thought, "Who could see a secret sin anyway?" Are there sins we hide deep inside that we try to hide from others and from God? Let's not forget the lesson of David, the Secret Sinner: no one can ever hide their sins from God. He knows all our sins, even the ones no one else knows. But don't forget the lesson of David, the man of God, either: God forgives those who confess their sins to Him and ask for forgiveness.

God knows that we are sinners. He wants us to confess our sins to Him so that we can be forgiven. Let's praise this God who delights in saving sinners who confess their sins, even the darkest, most secret ones, to Him. Let's ask Him to show us our sins, help us to confess them to Him and trust in Him as our own Savior.  
*Close in prayer.*

Note about drama: I have been careful to leave in the key elements to the story, while being sensitive to the nature of David's sin and the ages of the children listening to the story. ..and the fact that this is a drama! I think it ample for the children to know that David thought Bathsheba attractive without adding in the fact that she is bathing when he sees her. I also think it is enough for Bathsheba to be pregnant without presenting more details. Please use your discretion to adapt the story even more. You easily could leave out the pregnancy and just say that he wanted to snatch Uriah's wife.

**Closing ACTS Prayer**

**A** God, we praise You for being the Forgiver of Your Sinful People.

**C** God, we confess that we, like David, sometimes try to be secret sinners. We don't like You to find out our sin. We confess them to You now. Please forgive us!

**T** God, we thank You for being so good to David that You would send Nathan to help bring him to see his sin and confess it. How merciful and kind You are to Your people to show them their sins and to forgive them!

**S** God, work in our hearts! Help us to confess our sins—even our secret sins-- to You. Help us to turn away from them and trust in Jesus as our own Savior.

# **ACTS PRAYER ACTIVITY**

Use this sheet to write down your ACTS Prayer

## **Instructions:**

Use this sheet to help the children apply the Bible Truth into a prayer. You can use the ACTS provided or even better, have the kids think of their own applications. Also have the children add their personal requests to the prayer, too. Lead the children in the prayer or let them pray sections, with your help. Never force a child to pray! Non-readers can participate by you whispering a section of the prayer into their ear and allowing them to pray it aloud for the group.

## **ADORATION:**

God, we praise You for being faithful and just and able to forgive our sins.

God, we praise You for being.....

---

Add your own Adorations:

---

---

## **CONFESSION:**

God, we confess that we are all sinners who need You to save us. We can never be acceptable to You on our own. We need Jesus to save us!

God, we have sinned against You....

---

Add your own Confessions:

---

## **THANKSGIVING:**

Thank You, God for being willing to forgive all our sins, when we confess them and trust in Jesus as our Savior.

God, we thank You for...

---

Add your own Thanksgivings:

---

---

## **SUPPLICATION:**

God, work in our hearts. Make us aware of our sins and our need of Jesus to save us. Help us to confess our sins to You and repent of them. Help us to trust in Jesus as our Savior. Be our Heavenly Father! Make us Your adopted children who love You and who You will love forever.

God, we need Your help...

---

Add your own Supplication:

---

---

---

---

---

## **SNEAKY SNACK**

Can you figure out how this snack ties in with our case?

---

### **Snack: Nathan the Prophet's Parable for David**

"Fluffy Sheep" popcorn with teddy graham poor man and rich man. On one side of plate, put one teddy graham and 1 piece of popcorn. On other side of plate, put 1 teddy graham and lots of popcorn.

This is only a suggestion. Feel free to modify. Be mindful of allergy issues among your children!

**Case Tie-in:** The LORD used the prophet Nathan to convict David of his sins. He told David a story of a poor man whose pet lamb was cruelly taken by a rich man, as a picture of David taking Bathsheba away from her husband. David was convicted of his sins, confessed them to the LORD and was forgiven.

---

## **SOUL FOOD**

Food for thought during snack time

---

1. What does the snack have to do with the story?

Choose a few questions from the other activity discussion sheets to talk about during this snack time.

2.

---

---

3.

---

---

4.

---

---

5.

---

---

6.

---

---

7.

---

---

Directions: Read and discuss Bible Truth, using a FEW of the questions. Play game. Feel free to modify the game to fit your children.

### **God Saves Sinners Who Confess Their Sins**

God is perfectly holy. There is no sin in Him at all. He is too holy for sin to even live in His presence. How gloriously magnificent and pure is He!

But we are all sinners. We have all chosen to rebel against God and His good ways. Not only can we not live in His presence because of our sinfulness, but we deserve to be shut out of His presence forever because of it. And there's nothing sinful people like us can do on our own to make ourselves acceptable to God.

We would be without hope, except for God's amazing grace and mercy! He, Himself, has done what was needed. He sent His Son Jesus to live a perfect life and offer it up as the perfect payment for the sins of His people when He suffered and died on the cross. On the third day, Jesus rose from the dead, showing He had beat sin and death. Yes, He had fully paid for the sins of God's people. He has made salvation a gift.

How can we receive this wonderful gift? God offers forgiveness of sins and eternal life to all who confess their sins to Him and trust in Jesus as their Savior. When we do this, turning away from living life our own way and living for God instead, He will give us this gift! He will make us His people forever!

### **Understanding the Bible Truth**

1. What is God like? *God is perfectly holy. There is no sin in Him at all. He is too holy for sin to even live in His presence.*
2. Are we holy like God? *No, we are all sinners.*
3. What have all people chosen to do? *To rebel against God and His good ways.*
4. What do all people deserve from God? *To be shut out of His presence forever because of our sins.*
5. What can sinful people like us do ON OUR OWN to make ourselves acceptable to God? *Nothing.*
6. Who has done something to make us acceptable to God? *God has.*
7. What did God do so that sinners can be made acceptable in His presence? *Sent Jesus to suffer and die on the cross as the perfect payment for their sins.*
8. Why could Jesus make us acceptable when we couldn't do it ourselves? *Because Jesus lived a perfect life, completely holy.*
9. What did Jesus show when He rose from the dead on the third day? *That He had really paid for the sins of God's people, once and for all.*
10. How can we be forgiven of our sins and receive eternal life? *We can confess our sins to God and trust in Jesus as our Savior, turning away from living life our own way and living for God instead.*

### **Bible Verse Connection Question**

1. What does our Bible Truth have to do with our **Bible Verse: 1 John 1:8-9**: "If we say we have no sin, we deceive ourselves, and the truth is not in us. If we confess our sins, he is faithful and just to forgive us our sins and to cleanse us from all unrighteousness."?

*This verse reminds us that we are all sinners. We deceive ourselves if we think we are not. But, that if we confess our sins to God, He is faithful and just and will forgive us our sins.*

### **Bible Truth Story Connection Questions**

1. What did David need to confess to God? *He stole Uriah's wife, he killed Uriah, and he knew tried to hide what he did, and he knew all the things he did were wrong, but went ahead and did them.*
2. How did answer David's plea for forgiveness? *He forgave him and cleansed him of his unrighteousness.*

**Life Application Questions**

1. What should we do, if we want God to forgive us? *Humbly confess our sins to Him, turn away from our sins, and trust in Jesus as our Savior.*
2. What is something we can thank and praise God for every day, no matter what else happens to us, if we are His followers? *That He has taken care of our worst problem: eternal punishment for our sins. No matter how bad other things are, we know that we have a wonderful eternity with Him to look forward to.*

**ACTS Questions**

1. What is something we can praise God for because of this Bible Truth?  
*Praise God for being the Merciful Savior of All Who Confess Their Sins to Him, in repentance and faith.*
2. What are sins we can confess to God because of this Bible Truth?  
*Confess ways this week we sinned against God in our hearts, with our words and actions.*
3. What is something we can thank God for because of this Bible Truth?  
*Thank God for the forgiveness we can have through Jesus.*
4. What is something we can ask God for because of this Bible Truth?  
*We can ask God to work in our hearts that we would want to confess our sins, turn away from disobeying Him and trust in this wonderful Jesus as our own Savior. We can ask Him to work like this in others, too.*

**The Gospel**

1. We are all born sinners. What hope is there for sinners? What is the gospel?  
*God is the good Creator and King of the world. He made people to worship Him and live by His good laws. But we are all sinners who have rebelled against Him. We all deserve death--God's just, eternal punishment for our sins. How terrible! But God has good news for us. In His great mercy, God sent His Son Jesus to earth to save sinners. Yes, Jesus, the perfect Son of God, left His home in heaven and became a man. He lived the perfect life that pleases God. (He's the only one who has ever done that!) He offered it up to God His Father as the perfect sacrifice for sins when He suffered and died on the cross. Then, on the third day, Jesus rose from the dead in victory. He had fully paid for the sins of God's people, so they wouldn't have to! Now all who turn away from their sins and trust in Jesus as their Savior will receive forgiveness of sins and eternal life with God. They will be His very own special people who will know Him and enjoy Him forever. We can be God's people, too, if we turn from our sins and trust in Jesus as our own Savior.*



## Game: Enemy Invaders

### Materials

Index cards of two different colors (or use red and black playing cards, such as hearts and spades)  
 Bible Truth Questions  
 String or yarn  
 Two chairs  
 Masking Tape

### Preparing the Game

1. Choose 20+ questions for your game from the Bible Truth Discussion Questions, or make up your own.
2. Write the Bible Truth questions on small thin strips of paper (or make a photocopy of the Bible Truth Discussion Questions and simply cut them into strips) and put them in the bag/bowl.
3. Tie an end of the string to each chair and draw the line across the room where the teams will be. Preferably this line will be about 4' above the ground.
4. Tape a line about 6' to 9' from the string on each side.
5. Cut cards in half along the long side, making them about the same size as playing cards.

### Playing the Game

Divide the children into two teams and have them stand (or kneel to make it even harder!) on their team's line. Give each child an index card, the same color for the children on one team. At your signal, have them try to toss their cards over the line and into their "enemy's" territory on the other side. Add up how many cards fell on each side. That is how many points they can win by answering a question. Choose a question for each team. If the team gets it wrong, the question goes to the other team for an extra point. Distribute the cards and play again.

Game continues as number of questions, time, and attention span allow.

### Non-competitive Option

Set a target number of points for the whole group. Challenge the children to see how many turns it takes score the target number of points. Once the target has been reached, start the game over and see how many turns it takes to reach the target the second time.

### Optional TAKING IT TO OTHERS Activity: Quiz Questions

Have the children choose a few of the questions from the game to ask the parents/other children during TAKING IT TO OTHERS time. Help pre-readers by whispering the question in their ear and letting them ask it aloud to the parents/other children. Make sure you read the Bible verse aloud before you ask your questions.

Directions:

1. Write words to song in large print before class.
2. Play the song for the children, helping them follow along on the song sheet.
3. Discuss the song, using a few questions from the discussion sheet. *Don't use them all!*
4. Introduce sign language for key words of your choice from sign language sheet for your song. Use as few or as many as you think the children can learn.
5. Sing and sign the song. Sign language as well as large format lyrics and sheet music are found in the PFI Unit Songbook or online.
6. If desired, play the Song Game.

**Optional TAKING IT TO OTHERS Activity: Presenting and Singing the Song**

1. Sing and sign the song, encouraging the watching children/parents to join in.
2. Ask the class some of the questions listed below. The Bible Truth Connection Question is particularly good to help them understand how the song ties in with the Bible Truth.

**Beneath the Cross of Jesus**

**Verse 2**

Upon that cross of Jesus  
 Mine eye at times can see  
 The very dying form of One  
 Who suffered there for me;  
 And from my smitten heart with tears

**Listen to it on PFI ESV Songs 11, Track 6**

**Understanding the Song**

1. What does it mean that "sometimes my eye can see the very dying form of Jesus"? *It doesn't mean that you actually see Jesus, but you imagine in your head what that might have looked like as He was nailed to the cross dying.*
2. Who did Jesus suffer on the cross for? *He didn't suffer for bad things He had done, for He never did anything bad. He suffered for all who would ever turn from their sins and trust Him as their Savior, that they would be forgiven their sins and become God's people.*
3. What does it mean to "wait at Jesus' crucified feet"?  
*It doesn't mean that he is really bowed right in front of Jesus' feet. In his mind he is thinking about how Jesus had to be crucified so that he could be forgiven his sins—the pain of nails in His feet and hands, the pain of suffering in His spirit. He asks and waits to receive the forgiveness of his sins, humbly thinking of this.*
4. What does smitten mean? *To feel something very strongly.*
5. What is the singer's heart smitten with?  
*The wonder of God's love for him by sending His only, beloved Son to suffer and die for him, a sinner who deserves nothing but God's punishment, not His mercy.*

**Bible Truth Connection Question**

1. How does this song relate to our Bible Truth: **God Saves Sinners Who Confess Their Sins?**

*God's people are amazed at what God would do to save sinners who confess their sins. They are amazed that He would love them so much that He would send His Son to suffer and die for them on the cross. Their hearts are smitten with the greatness of His love for them, such undeserving sinners.*

**Story Connection Question**

1. How does this song relate to today's story? *David lived before Jesus' day. He could not know just how great God's love would be in sending His Son to die for His people's sins. Yet, he looked forward with the faith God gave him, knowing that one day God would send the Messiah and that He would even come from his family. Even though he did not yet know all about this greatest show of God's love for him through Jesus, David knew God's great love for him and his unworthiness. David deserved only God's punishment for his secret sins of killing and taking Bathsheba as his own wife. God did punish David, but not as he deserved. He sent the prophet Nathan to show David his sin that he could confess it and be forgiven.*

**Life Application Questions**

1. How can God's people be affected by the message of this song?

*They can remember how great God's love is for them, though they are sinners. They can gratefully thank Jesus for His great sacrifice made that they could never deserve.*

2. How can we become God's people? *By turning away from our sins, confessing them to God and trusting in Jesus as our Savior.*

**Bible Connection Question**

1. What does this hymn have to do with our Bible Verse: **1 John 1:8-9**: "If we say we have no sin, we deceive ourselves, and the truth is not in us. If we confess our sins, he is faithful and just to forgive us our sins and to cleanse us from all unrighteousness.?"

*We are all sinners. We are unworthy of God's forgiveness. But God is faithful and just....and oh, so, merciful. He sent Jesus to save all who confess their sins to Him, turn away from their sins, and trust in Jesus as their Savior. God's people know that God has forgiven them and not through any easy way, but through the suffering and death of Jesus on the cross. When they think about how Jesus, the very Son of God, died to save them, they wonder at His glorious love and their own unworthiness.*

**ACTS Questions**

1. What is something we can praise God for from this hymn?

*Praise God for being the merciful God sent His Son Jesus to die for His people's sins.*

2. What are sins we can confess to God from this hymn?

*That many times we don't marvel at how great God's love is. We don't think much about how Jesus suffered and died, taking God's people's punishment, so that they could be saved.*

3. What is something we can thank God for from this hymn?

*We can thank God His glorious love that would send Jesus to save His people.*

4. What is something we can ask God for from this hymn?

*That God would work in our hearts that we confess our sins, might turn from our sins and trust Jesus as our Savior. We can ask Him to help us to come to Him and be forgiven. We can ask Him to help us wonder at His glorious love shown through Jesus.*

**Gospel Question**

1. God's people marvel at God's love shown to them through Jesus? What is this amazing good news of God's love? What is the gospel?

*God is the good Creator and King of the world. He made people to worship Him and live by His good laws. But we are all sinners who've rebelled against Him. We all deserve death--God's just, eternal punishment for our sins. How terrible! But God has good news for us. In His great mercy, God sent His Son, Jesus to earth as a man to save sinners. He lived the perfect life that pleases God. (He's the only one who's ever done that!) He offered it up to God His Father as the perfect sacrifice for sins when He suffered and died on the cross. Then, on the third day, Jesus rose from the dead in victory. He had fully paid for the sins of God's people, so they wouldn't have to! Now all who turn away from their sins and trust in Jesus as their Savior will receive forgiveness of sins and eternal life with God. They will be His very own special people who will know Him and enjoy Him forever. We can be God's people, too, if we turn from our sins and trust in Jesus as our own Savior.*

## **Song Game: Word Take Away**

### **Materials**

Sign Language Signs and Song

White board and marker

Eraser

### **Preparing the Game**

1. Write the words to the song on a white board.

### **Playing the Game**

1. After children have learned the song and signs well, then tell the children that you are going to leave out words from the song (that you've learned signs for) and just do the sign in its place.
2. Have the children help you choose a word to take out. Erase the word from the board. Review the sign the for erased word.
3. Sing the song, trying to remember to NOT sing the word and do only the sign.
4. Continue to take out words until all of the words (with signs) have been taken out.

Game continues as number of questions, time, and attention span allow.

choose a FEW questions for discussion, then choose the game and/or music activity

**Meditation Version: 1 John 1:8-9**

"If we claim to be without sin, we deceive ourselves and the truth is not in us. If we confess our sins, he is faithful and just and will forgive us our sins and purify us from all unrighteousness."

**Alternate Memory/Games Version: 1 John 1:9**

"If we confess our sins, he is faithful and just and will forgive us our sins and purify us from all unrighteousness."

**Understanding the Bible Verse**

1. What does it mean to "claim to be without sin"? *To say that you do not sin.*
2. What does it mean to "deceive ourselves and the truth is not in us"? *To fool ourselves into thinking something is true that is not.*
3. *Why do we know that we are deceiving ourselves if we say we are without sin?* Because everyone is a sinner. No one is without sin.
4. What does it mean to "confess our sins"? *To tell our sins to God with a humble heart and with a desire to not do them anymore.*
5. What does God promise to do if we confess our sins? *To forgive us and purify us from all unrighteousness.*
6. What does it mean to "purify us from all unrighteousness"? *He will not hold our sins against us and he will work in our hearts so that we sin less against Him while we live here on earth. And, when we die, He will completely change us so that we will sin no more. Then, we will truly be purified from all unrighteousness.*
7. Why will God do this for us? *Because He is faithful: He promised to forgive those who confess their sins, so He will. And because He is just: Jesus gave His life as the perfect offering in the place of all who turn to confess their sins to God. He already paid for their sins, so God is just (that is, fair) to not ask us to pay for them, too.*
8. What did Jesus' story show the tax collectors and other sinners that God would do for even them, if they humbly confessed their sins to Him? *That He would save them, even though they had been terrible sinners.*

**Bible Truth Connection Question**

1. What does this verse have to do with the **Bible Truth: God Saves Sinners Who Confess Their Sins?**

This verse reminds us that we are all sinners. We deceive ourselves if we think we are not. But, the good news is, that if we admit we are sinners and confess our sins to God, He is faithful and just and will forgive us our sins and save us through Jesus.

**Story Connection Questions**

1. How did David deceive himself at first? *He didn't want to think about how he was sinning when he took Bathsheba and when he killed Uriah.*
2. Did David confess his sins to God? How did God respond to David? *David did humbly confess his sins to God. He turned away from what he did and asked God for forgiveness. God forgave David his sins.*

**Life Application Questions**

1. What does God promise to do for us, if we turn away from our sins and humbly confess our sins to Him? *He will forgive us, too, and purify us from all unrighteousness.*

**ACTS Questions**

1. What is something we can praise God for from this Bible Verse? *Praise God for being the Purifier of Unrighteous of His People.*
2. What are sins we can confess to God from this Bible Verse?  
*That we are all sinners. We need to be purified of our unrighteousness. We deserve God's punishment! We need a Savior!*
3. What is something we can thank God for from this Bible Verse?  
*We can thank God making the promise of purifying from unrighteousness ALL who come to Him, confessing their sins, turning away from them and trusting Jesus as their Savior. There is no one too sinful to be forgiven by God.*
4. What is something we can ask God for from this Bible Verse?  
*We can ask God to work in our hearts that we would want to confess our sins, turn away from disobeying Him and trust in this wonderful Jesus as our own Savior. That He would work in the hearts of others, in this way, too.*

**ACTS Questions**

1. What is something we can praise God for from this Bible Verse? *Praise God for being the Purifier of Unrighteous of His People.*

2. What are sins we can confess to God from this Bible Verse?

*That we are all sinners. We need to be purified of our unrighteousness. We deserve God's punishment! We need a Savior!*

3. What is something we can thank God for from this Bible Verse?

*We can thank God making the promise of purifying from unrighteousness ALL who come to Him, confessing their sins, turning away from them and trusting Jesus as their Savior. There is no one too sinful to be forgiven by God.*

4. What is something we can ask God for from this Bible Verse?

*We can ask God to work in our hearts that we would want to confess our sins, turn away from disobeying Him and trust in this wonderful Jesus as our own Savior. That He would work in the hearts of others, in this way, too.*

**The Gospel**

1. How did people become sinners in need of God's forgiveness? How can they receive His forgiveness? What is the good news of Jesus? What is the gospel?

*God is the good Creator and King of the world. He made people to worship Him and live by His good laws. But we are all sinners who have rebelled against Him. We all deserve death--God's just, eternal punishment for our sins. How terrible! But God has good news for us. In His great mercy, God sent His Son Jesus to earth to save sinners. Yes, Jesus, the perfect Son of God, left His home in heaven and became a man. He lived the perfect life that pleases God. (He's the only one who has ever done that!) He offered it up to God His Father as the perfect sacrifice for sins when He suffered and died on the cross. Then, on the third day, Jesus rose from the dead in victory. He had fully paid for the sins of God's people, so they wouldn't have to! Now all who turn away from their sins and trust in Jesus as their Savior will receive forgiveness of sins and eternal life with God. They will be His very own special people who will know Him and enjoy Him forever. We can be God's people, too, if we turn from our sins and trust in Jesus as our own Savior.*

## Game: Day at the Beach

### Materials

Bible verse written up in large print so that all can see  
 2 large pieces of paper or poster board  
 10 or so various beach items, per team  
 (shells, sunglasses, beach balls, lotion bottle, fish, sand bucket, shovel, etc.)  
 Paper, marker  
 1 towel (preferably beach towel) per team

### Preparing the Game

1. Make copy of the verse per team and cut it apart into as many parts as many pieces as beach articles per team. Number this verse pieces in order and tape them to the beach articles.
2. Make a sign per team of the verse. If you have a lot of non- or early readers, write the verse in easy to read print, numbering each word/section that correspond to the sections on the cut-up version of the verse. If your children are all proficient readers, do not write the verse on the poster board, but simply draw lines and number them 1-10, corresponding to the 10 verse pieces.
3. Write down and cut out the numbers used on the verse pieces and put in a little bag or jar.
4. Use masking tape to mark starting line.
5. Tape the numbered verse pieces to the beach items and make a pile for each team at the far end of the relay area.
6. Place a towel at the starting line for each team.

### Learning the Verse

Some or all of your children may be non- or early readers. Teach the verse in sections, having them say it after you. Repeat a few times. Add clapping or other movement as they say it.

### Directions

1. If desired, lead the children in a discussion of a **FEW** of the most important questions before beginning game.
2. Explain the game to them as follows:  
 WARNING: Limit the children to walking quickly if you have a slick floor.  
 Divide the children into teams. Explain everyone will say the verse together, then you will pull out a number from your bag. The first two children in each line will rush down to the other end of the relay area with the ends of the towel in each partner's hands. The partners are to say the verse to the leader, then they are to find the beach item with the corresponding number in their beach towel for them to carefully carry back to the "beach house" (start). If they drop it, they have to go all the way back and start again. When all items have been retrieved, they are to place them in verse order. The team will then put all the pieces in verse order. If working with less confident readers, point out to them that they can use the sign you made and the numbers in the verse pieces as hints to help them line it up properly. After getting it in order, the team will finish by saying the verse all together. The first team to do so, wins.

### Non-competitive Option

Don't split the children into teams. Have only one set of beach items. Have the children take turns retrieving the items in pairs and adding it to the class beach house. Together they will work to put the verse together after collecting all the beach items are collected.

### Optional TAKING IT TO OTHERS Activity: Quiz Questions

Have the children choose a few of the questions from the game to ask the parents/other children during TAKING IT TO OTHERS time. Help pre-readers by whispering the question in their ear and letting them ask it aloud to the parents/other children. Make sure you read the Bible verse aloud before you ask your questions.

Directions:

1. Write words to song in large print before class.
2. Play the song for the children, helping them follow along on the song sheet.
3. Discuss the song, using a few questions from the discussion sheet. *Don't use them all!*
4. Introduce sign language for key words of your choice from sign language sheet for your song. Use as few or as many as you think the children can learn.
5. Sing and sign the song. Sign language as well as large format lyrics and sheet music are found in the PFI Unit Songbook or online.
6. If desired, play the Song Game.

**Optional TAKING IT TO OTHERS Activity: Presenting and Singing the Song**

1. Sing and sign the song, encouraging the watching children/parents to join in.
2. Ask the class some of the questions listed below. The Bible Truth Connection Question is particularly good to help them understand how the song ties in with the Bible Truth.

**If We Say We Have No Sin**

If we say we have no sin,  
We deceive ourselves, and the truth is not in us,  
The truth is not in us.  
If we say we have no sin,  
We deceive ourselves, and the truth is not in us,  
The truth is not in us.

If we confess our sins,  
He is faithful and just to forgive us our sins,  
If we confess our sins,  
He is faithful and just to forgive us our sins,  
And to cleanse us from all unrighteousness.

First John One, verses eight and nine.

Listen to it on PFI ESV Songs 11, Track 7

## Song Game: Big Voice, Little Voice

### Materials

Song  
Sign language signs used in the song printed out onto little cards  
Blindfold

### Preparing the Game

None.

### Playing the Game

1. Practice the song and signs until the children know them well. Then tell them: "Children, we are going to hide a sign language sign and see if one of you can find it... with a little help from the rest of us!"
2. Choose someone to be "It" and blindfold them. Choose another child to hide one of the sign language cards. When it's hidden, "It" can remove the blindfold and begin to look.
3. The rest of the children will sing the song in a louder voice when "It" gets closer to the hidden sign and quieter when "It" gets further from the sign.
4. When "It" finds the hidden clue, another "It" is chosen and play begins again.

Game continues as number of questions, time, and attention span allow.



**STORY REVIEW**

Directions: Read and discuss Bible Truth, using a FEW of the questions. Play game. Feel free to modify the game to fit your children.

**General Story Questions**

1. What did David do that spring that was unusual for him? *Stay home instead of go off to war with his soldiers.*
2. When did David see Bathsheba? *When he went up on the roof one evening.*
3. Why did David steal Bathsheba? *She was very beautiful. He chose to turn away from God's goods laws and do what he wanted to do.*
4. What did David plan to do to keep it a secret that he stole Uriah's wife? *Have Uriah killed in battle.*
5. What was foolish about Joab's battle plan? *Endangered many soldiers by letting them get close to the walls of Rammah.*
6. Why did Joab decide to let the soldiers get so close to the walls of Rammah? *He was commanded to do so by David, so that Uriah would be killed.*
7. What did David hope people would think when they saw he had married Uriah's wife about Uriah had died? *That he was a good man who was taking care of his faithful soldier's wife.*
8. Who could David not hide his sin from? *From God.*
9. How did Nathan tell David about his sin? *In a story about a man's little pet lamb being taken from him and killed and eaten by another man who was very rich.*
10. What did God's Law say should be done for people who stole someone's wife or killed someone on purpose? *They should be stoned to death.*
11. Does God's Law say God's people should do that now? *No. Some of God's Laws were written especially for the people of Israel who lived in the kingdom of Israel during that time. Those punishments were just for them.*
12. What did David do when Nathan confronted him with his sin? *He confessed it to God and repented. He asked God to forgive him.*
13. What did the LORD do for David when he confessed his sin? *Forgave him.*
14. Did David have any consequences for his sins, even though God forgave him? *Yes, God said trouble would come upon his house that would not have if he hadn't sinned like this.*
15. Is there really anything such as a secret sin? *No.*

**Bible Truth Connection Questions**

1. What does this story have to do with our Bible Truth? *What does our story have to do with our Bible Truth? David was a sinner who confess his sins to God and was forgiven. David deserved God's punishment, but God, in His great mercy, chose to save him instead.*

**Bible Verse Connection Question**

1. What does the story have to do with our **Bible Verse: 1 John 1:8-9**: "If we say we have no sin, we deceive ourselves, and the truth is not in us. If we confess our sins, he is faithful and just to forgive us our sins and to cleanse us from all unrighteousness.?"  
*David confessed his secret sins to God and God forgave him, even these terrible sins. He purified David from all unrighteousness.*

**Life Application Questions**

1. What should we do with sins we try to keep secret? *Confess them to God, turn away from them and ask His forgiveness.*
2. How are we like David? *We are sinners who need to confess our sins to God. Many times we have sins that we try to hide from others and from God.*

**ACTS Questions**

1. What is something we can praise God for being that we learned in our story? *Praise God for being the Forgiver of His Sinful People.*
2. What is something we can confess as sin that we learned in our story? *Confess that we, like David, have been secret sinners who hide our sins from God. We deserve God's punishment. We all need to confess our sins to Him and ask His forgiveness! We need a Savior!*
3. What is something we can thank God for that we learned in our story? *We can thank God for being so good to David that He would send Nathan to help bring him to see his sin and confess it. How merciful and kind God is to His people!*
4. What is something we can ask God for that we learned in our story? *We can ask God to work in our hearts, helping us to confess our sins—even our secret sins-- turn away from them and trust Jesus as our own Savior.*

**The Gospel**

1. David lived before Jesus' day, but many times he wrote about the coming Savior in his Psalms. God promised David that this Savior would be one of his great, great, great, etc. grandsons. David looked forward in faith to that day. The day when the good news of salvation through Jesus would be revealed. What is that good news of salvation through Jesus? What is the gospel?

*God is the good Creator and King of the world. He made people to worship Him and live by His good laws. But we are all sinners who have rebelled against Him. We all deserve death--God's just, eternal punishment for our sins. How terrible! But God has good news for us. In His great mercy, God sent His Son Jesus to earth to save sinners. Yes, Jesus, the perfect Son of God, left His home in heaven and became a man. He lived the perfect life that pleases God. (He's the only one who has ever done that!) He offered it up to God His Father as the perfect sacrifice for sins when He suffered and died on the cross. Then, on the third day, Jesus rose from the dead in victory. He had fully paid for the sins of God's people, so they wouldn't have to! Now all who turn away from their sins and trust in Jesus as their Savior will receive forgiveness of sins and eternal life with God. They will be His very own special people who will know Him and enjoy Him forever. We can be God's people, too, if we turn from our sins and trust in Jesus as our own Savior.*

**Game: Yes, No & Go!****Materials**

Various detective looking items (a hat, dark glasses, tie, suit, watch, etc)

Paper and Marker

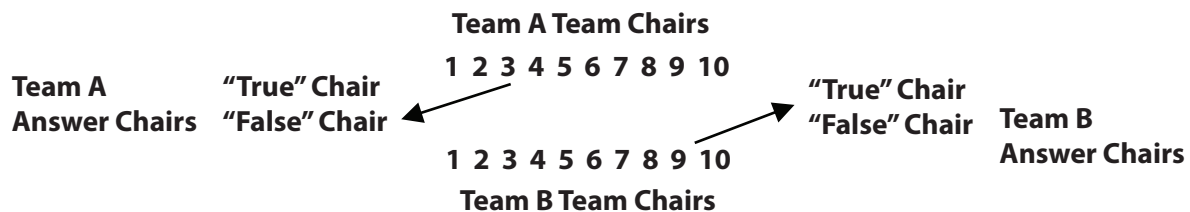
Tape

Story Review Questions

**Preparing the Game**

1. Use the Story Review questions for ideas to come up with 20+ statements that are true, false, or not in the story.

2. Set up the chairs in two lines, with chairs facing each other. Each chair should be spaced far enough from its neighboring chairs so that a child could run around it. Place at each end of the rows, two chairs that also face towards the middle. Write the words "true" and "false" on 2 index cards each and tape each to one of the chairs at the end of the rows. There should be one set of true and false chairs at one end and one set at the other end, one set for each team. With the remaining index cards, make 2 sets of numbers that correspond to the number of chairs in each long row. (If 5 chairs on a side, then number two sets of cards from 1 to 5.) Tape these numbers to the back/bottom of each chair. Have the numbers descend on one side and ascend on the other side. (i.e., if using numbers 1 to 5, then number 1 on one row be across from number 5, number 2 across from number 4, etc.) See diagram for illustration of chair set up.

**Playing the Game**

Divide the children into two teams and have them take their places in the chairs. Assign the child the number on their chair. After everyone is seated, the leader reads one of the true/false/not in the story statements and then calls out a number. The player from each team with that number is to run to sit in their team's true or false chair. If the answer is not in the story, the children are to run around their chair and sit down in their seat with arms folded over their chest. The first of the players to make it to the correct seat scores a point for his team.

Play continues as statement cards last, or as time and attention span allow.

**Non-competitive Option**

Instead of using two sets of the same numbers for each "team," use only one set of numbers. (For example, instead of having two sets of chairs numbered from 1-10, number the chairs from 1-20). And, have only one true/false chair. The child whose number is called runs to the right chair.

**Optional TAKING IT TO OTHERS Activity: Quiz Questions**

Have the children choose a few of the questions from the game to ask the parents/other children during TAKING IT TO OTHERS time. Help pre-readers by whispering the question in their ear and letting them ask it aloud to the parents/other children.

**CASE REPLAY ACTIVITIES**

Use this guide to review the Case Story and act it out for others to enjoy!

**CASE REPLAY, JR: YOUNGEST CHILDREN**

**Description:** The children will act out the story together, everyone doing the same action/sound effect at the same time. This activity is most suitable for kindergarteners.

**Materials**

The Case RePlay, Jr. script for younger children

**Preparation**

1. Read through the script and write in the blanks along the side possible actions/sound effects the children could do to act it out.

**Instructions**

1. Tell the children that they will be re-enacting the story together as you tell it.
2. As you read the script, lead the children in actions/sound effects to do with you.
3. If desired, you can read the script and stop at certain sentences and ask them what a good action/sound effect would be to act out what you just read.
4. Repeat the re-enactment one or two times more.

**CASE REPLAY, SR: OLDER CHILDREN**

**Description:** The children act out the story as a three-scene play. You will narrate it using the Case RePlay, Sr. script and they will act it out (no spoken words, for the most part), with each child assuming a different character's role. This activity is most suitable for first grade and up. You will review the story, then practice it a few times before performing it for others.

**Materials**

The Case RePlay, Sr. script  
White board or other large format paper  
Costumes and props

**Preparation**

1. Prepare for the play by choosing costumes and props for each character in the story. Decorate the area with any scenery props.
2. Write the words "Beginning," "Middle," "End" on a large piece of paper/whiteboard with plenty of space under each heading. You will use this paper to help the children think about the story as a three-scene play, as it is presented in the script.

**Instructions**

1. Tell the children that they will get to act out the story as a three-scene play, with a beginning, middle and end section. Tell them that before they can act it out, they need to think it out. as you narrate it with your script.
2. Take the children's answers as they recount the story, helping them put key incidents in the right order.
3. If desired, when they have filled in their Beginning, Middle, End, read through your whole (real) script, so they hear exactly what you will have them act out.
4. Then tell the children that it's time to practice acting out the story.
5. Assign parts to each child. If you are using costumes, do NOT give them out at this point. They will be a distraction.
6. Have all the children sit on the floor or in chairs on one side of the "stage," then call the characters up in place as their part in the story comes.
7. As you read the script, guide the children in where you want them to move or do to act it out.
8. After going through the whole script once, give out any costumes and props and act out the script once or twice more.

**Optional TAKING IT TO OTHERS Activity: Re-enacting the Story**

Read the script as the children act out together (younger) or assuming different roles (older) as the other children or the parents watch.

**CASE REPLAY, JR--YOUNGER KIDS (KINDERGARTEN) P.2**

Welcome to our play! The name of our story is: The Case of the Not-So-Secret Sinner .

This story takes place in Old Testament times about 1040 years before Jesus lived on earth.

And now we present: "The Case of the Not-So-Secret Sinner."

**Scene 1:**

The trouble begins one spring, King David decides to stay in Jerusalem and to not go to war against the Ammonites. He lets General Joab lead the soldiers in their battle against Rammah, instead. One evening, David goes up on his roof to walk around. He sees a beautiful woman and wants to know who she is. His servant tells him that it is Bathsheba, Uriah's wife. David knows it's wrong, but he steals her from Uriah.

**Actions:**

---

---

---

**Scene 2:**

Bathsheba is soon expecting a baby—David is the father. David doesn't want Uriah to find out. He tries to keep his sin secret. He sends orders for General Joab to put Uriah, Bathsheba's husband, in the fiercest part of the battle against the Ammonites so that he will die. Joab obeys. Joab chooses a battle plan against the Ammonites that puts the Israelites right under the walls of Rammah. Usually, David and Joab would never do something like this, but David is trying to cover up his sin. Many are killed, including Uriah. Joab sends word back to David by a messenger. David makes Bathsheba his wife now that Uriah is dead. He thinks he's covered up his sin.

---

---

---

---

---

**Scene 3**

But the LORD sends Nathan the prophet to show David that his sin is not hidden. Nathan tells David a parable about a rich man who takes and eats the dear, little pet lamb of a poor man. David is furious. Nathan shows David that he is like the rich man in the parable. David finally confesses his sin and seeks God's forgiveness. According to God's law, David deserves to be stoned for his sins, but God forgives David.

---

---

---

---

---

Note about drama: I have been careful to leave in the key elements to the story, while being sensitive to the nature of David's sin and the ages of the children listening to the story. ..and the fact that this is a drama! I think it ample for the children to know that David thought Bathsheba attractive without adding in the fact that she is bathing when he sees her. I also think it is enough for Bathsheba to be pregnant without presenting more details. Please use your discretion to adapt the story even more. You easily could leave out the pregnancy and just say that he wanted to snatch Uriah's wife.

---

---

---

**Bible Truth Tie-In:** The Bible Truth we are learning is: **God Saves Sinners Who Confess Their Sins.** David had terrible secret sins that he deserved to die for. Yet, God forgave David's sins when he confessed them to Him.

## **CASE REPLAY, SR--OLDER KIDS (1ST GRADE AND UP) P.3**

Welcome to our play! The name of our story is: The Case of the Not-So-Secret Sinner.

This story takes place in Old Testament times, about 1040 years before Jesus lived on earth.

The characters in our story are: Joab; Israelite soldiers; David; Bathsheba; Servants; Ammonite soldiers; Uriah; Messengers; Nathan the Prophet; Poor man; and the Rich man.

And now we present: "The Case of the Not-So-Secret Sinner."

### **Scene 1:**

The trouble begins one spring, King David decides to stay in Jerusalem and to not go to war against the Ammonites. He lets General Joab lead the soldiers in their battle against Rammah, instead. One evening, David goes up on his roof to walk around. He sees a beautiful woman and wants to know who she is. His servant tells him that it is Bathsheba, Uriah's wife. David knows it's wrong, but he steals her from Uriah.

### **Scene 2:**

Bathsheba is soon expecting a baby—David is the father. David doesn't want Uriah to find out. He tries to keep his sin secret. He sends orders for General Joab to put Uriah, Bathsheba's husband, in the fiercest part of the battle against the Ammonites so that he will die. Joab obeys. Joab chooses a battle plan against the Ammonites that puts the Israelites right under the walls of Rammah. Usually, David and Joab would never do something like this, but David is trying to cover up his sin. Many are killed, including Uriah. Joab sends word back to David by a messenger. David makes Bathsheba his wife now that Uriah is dead. He thinks he's covered up his sin.

### **Scene 3**

But the LORD sends Nathan the prophet to show David that his sin is not hidden. Nathan tells David a parable about a rich man who takes and eats the dear, little pet lamb of a poor man. David is furious. Nathan shows David that he is like the rich man in the parable. David finally confesses his sin and seeks God's forgiveness. According to God's law, David deserves to be stoned for his sins, but God forgives David.

Note about drama: I have been careful to leave in the key elements to the story, while being sensitive to the nature of David's sin and the ages of the children listening to the story. ..and the fact that this is a drama! I think it ample for the children to know that David thought Bathsheba attractive without adding in the fact that she is bathing when he sees her. I also think it is enough for Bathsheba to be pregnant without presenting more details. Please use your discretion to adapt the story even more. You easily could leave out the pregnancy and just say that he wanted to snatch Uriah's wife.

**Bible Truth Tie-In:** The Bible Truth we are learning is: **God Saves Sinners Who Confess Their Sins.** David had terrible secret sins that he deserved to die for. Yet, God forgave David's sins when he confessed them to Him.

## A Precious, Pet Lamb

### Description

The children will make a stand-up wooly lamb using Q-tips or paper curls, jiggly eyes and ribbon

### Materials

Lamb Pattern

Ribbon

Jiggly eyes

Craft Glue

Cardstock

### Preparing the Craft

1. Print out 1 copy of the Lamb Template per child onto cardstock.
2. Cut off the ends of the Q-tips, discarding the middle part.
3. Fold each Lamb along the dashed line across the middle, then open back up again.
4. Set other supplies.

### Making the Craft

1. Show children your sample.
2. Have the children glue the Q-tip ends to both pictures of the sheep, leaving the face blank.
3. Glue on jiggly eyes.
4. Add a ribbon bow, if desired.
5. Fold the lamb along the dashed line again and stand up the Lamb

### Optional TAKING IT TO OTHERS Activity: Craft Presentation

If you are presenting the craft to other children or parents the children can hold up their crafts (or your model craft) and read their Bible Truth Connection answers to explain the importance of the craft.

**CASE CRAFT****Discussion Guide****Instructions:**

As the children are settled into making their craft, ask them these questions to help them understand the craft's significance. Use the answers provided to guide the children's answers.

**Discussion Questions**

1. Where did King David decide to stay instead of go to war? *In Jerusalem.*
2. What did the prophet Nathan tell King David after he had sinned? *A story about a poor man's precious pet lamb being stolen and eaten by a rich man.*
3. Why did Nathan tell David this story? What did the LORD want David to know and to do? *It was a picture of what David did by taking Bathsheba from Uriah. The LORD wanted David to know that He knew about David's secret sin and wanted him to confess it.*
4. What is Bible Truth that we are learning? *God Saves Sinners Who Confess Their Sins.*
5. What does our craft have to do with our Bible Truth: God Saves Sinners Who Confess Their Sins. *David did some terrible things because of his secret sin. But when David confessed his sin and turned away from it, the LORD forgave him.*
6. What can our craft help us remember? *God sees everything, even our secret sins. He wants us to confess all our sins to Him. When we confess them, turn away from them and trust in Jesus as our Savior, He will forgive us and save us.*

**TAKING IT TO OTHERS****Craft Presentation****Instructions:**


Have children hold up your model craft/their crafts. Choose five children (or you say) the five sections below to explain the craft's importance.

**Presentation:**

1. Our craft is: A Precious, Pet Lamb.
2. In Jerusalem, the prophet Nathan tells King David a story about a poor man's precious pet lamb, stolen and eaten by a rich man as a picture of what David did by taking Bathsheba from Uriah. The LORD wanted David to know that He knew about David's secret sin and wanted him to confess it.
3. Our Bible Truth is: God Saves Sinners Who Confess Their Sins.
4. David did some terrible things because of his secret sin. But when David confessed his sin and turned away from it, the LORD forgave him.
5. Our craft can help us remember that God sees everything, even our secret sins. He wants us to confess all our sins to Him. When we confess them, turn away from them and trust in Jesus as our Savior, He will forgive us and save us.

Note: Even non-readers can participate in presenting the craft, if you will whisper what they are to say in their ear and let them say it aloud for the others to hear.







**BEFORE CLASS:****1. PICK YOUR PERSON**

VIPPs can be anyone in your church! Typically, they fall into 6 categories: Church staff, Elders, Deacons/deaconesses, Special Volunteers (people who aren't paid, but spend a lot of time helping out in particular ways), Supported Workers (aka missionaries), and Church Members.

**2. GATHER YOUR FACTS**

Use the VIPP Information Sheet to write down the facts about your VIPP. The information on this worksheet is used in the VIPP activities, listed in the "Choose an Activity" section below.

**DURING THE ACTIVITY:****1. INTRODUCE YOUR VIPP**

Introduce your VIPP to the children, using the VIPP Information Sheet. Fill in a set of VIPP Clue Cards with the information for your VIPP. If desired, you can even have the actual person come into class for the children to meet.

Need help describing what someone does for the church in a kid-friendly way? Check out the list of common VIPPs on the Praise Factory website in the PFI resources. There are lots of kid-friendly descriptions for common VIPP's, such as pastors, elders, deacons and a lot more.

**2. PRAY!**

Lead the children in praying for the VIPP. Ask the children if they would like to pray for one of the VIPPs prayer requests. Even non-readers can pray for the VIPP if you whisper the prayer request in their ear, then let them say it aloud. Never force a child to pray!

**3. CHOOSE AN ACTIVITY**

There are two activities you can use to help the children learn about the VIPP:

**VIPP Clue Cards:** These are nine coloring sheets in which children fill in the nine things they learn about the VIPP from the VIPP Information Sheet. Photocopy a set of each child. Use as few or as many of these Clue Cards as you desire. They are found in the back of this book.

**VIPP Game:** This is a game that uses a set of Clue Cards for one or two VIPPs.

Choose a VIPP and fill in his/her information on the VIPP Information Sheet. Fill in a set of VIPP Clue Cards with the information for your VIPP. Tell the children about the VIPP, having them fill in the VIPP Clue Cards with the key facts as they learn them. Write any words the children need to write on a white-board or other piece of paper so they can see how to spell them. Help younger children write these words on their clue cards. Ideas for how to tell the children about many common VIPPs are listed at [praisefactory.org](http://praisefactory.org) with the resources for this Bible Truth.

**Optional TAKING IT TO OTHERS Activity: Introduce and Pray for the VIPP**

If you are presenting the VIPP to other children or parents you can assign children to hold up the 10 clue cards and say what each card tells about the VIPP. (Or, you can have the children hold them up as you tell what each one means.) Then lead the children in praying for the VIPP.

## Game: Stop and Go

### Materials

Information for one VIPP  
2 Sets of Clue Cards  
8 8.5" x 11" Manilla Envelopes  
Ball  
Blindfold  
Bag

### Preparing the Game

1. Fill in one set of clue sheets for the VIPP you are using.
2. Tape the other (blank) set of Clue Cards to the outside of the manilla envelopes.
3. Put the filled-in clue cards in the corresponding envelope.
4. Put all the Clue Cards envelopes in a bag, except for the ones with the names and pictures of the VIPPs.

### Playing the Game

**Reveal:** Tell the children about the VIPP, showing them your filled-in clue cards as you tell about them.

**Review:** Have the children stand or sit in a circle. Choose one child to be the Caller. The Caller stands in the center of the circle, blindfolded. Hand the ball to a child in the circle. At the Caller's "Go" command, the ball is passed around the circle. It is passed around until the Caller says "Stop." Whoever has the ball when the Caller says stop chooses a Clue Card envelope. The child (or the teacher) tells the class the Clue Card category and asks them if they can remember the answer for the VIPP. The envelope is opened to see what the answer is. If the children get it right, the category is retired. If they get it wrong, it goes back into the pile of envelopes.

**VIPP INFORMATION SHEET**

**VIPP NAME:**

\_\_\_\_\_

**WHAT VIPP LOOKS LIKE**

Man or Woman? \_\_\_\_\_

Hair color? \_\_\_\_\_

Eye color? \_\_\_\_\_

**FAVORITE ANIMAL**

\_\_\_\_\_

\_\_\_\_\_

**FAVORITE FOOD**

\_\_\_\_\_

\_\_\_\_\_

**FAVORITE FREE TIME ACTIVITY**

\_\_\_\_\_

\_\_\_\_\_

**WHAT VIPP DOES DURING WEEK**

\_\_\_\_\_

\_\_\_\_\_

\_\_\_\_\_

\_\_\_\_\_

**VIPP GROUP OF SERVICE:**

Church Member

Deacon

Elder

Church Staff

Special Volunteer

Supported Worker  
(Missionary)

**3 WAYS VIPP SERVES CHURCH**

\_\_\_\_\_

\_\_\_\_\_

\_\_\_\_\_

\_\_\_\_\_

\_\_\_\_\_

\_\_\_\_\_

\_\_\_\_\_

\_\_\_\_\_

**3 WAYS TO PRAY FOR THE VIPP**

\_\_\_\_\_

\_\_\_\_\_

\_\_\_\_\_

\_\_\_\_\_

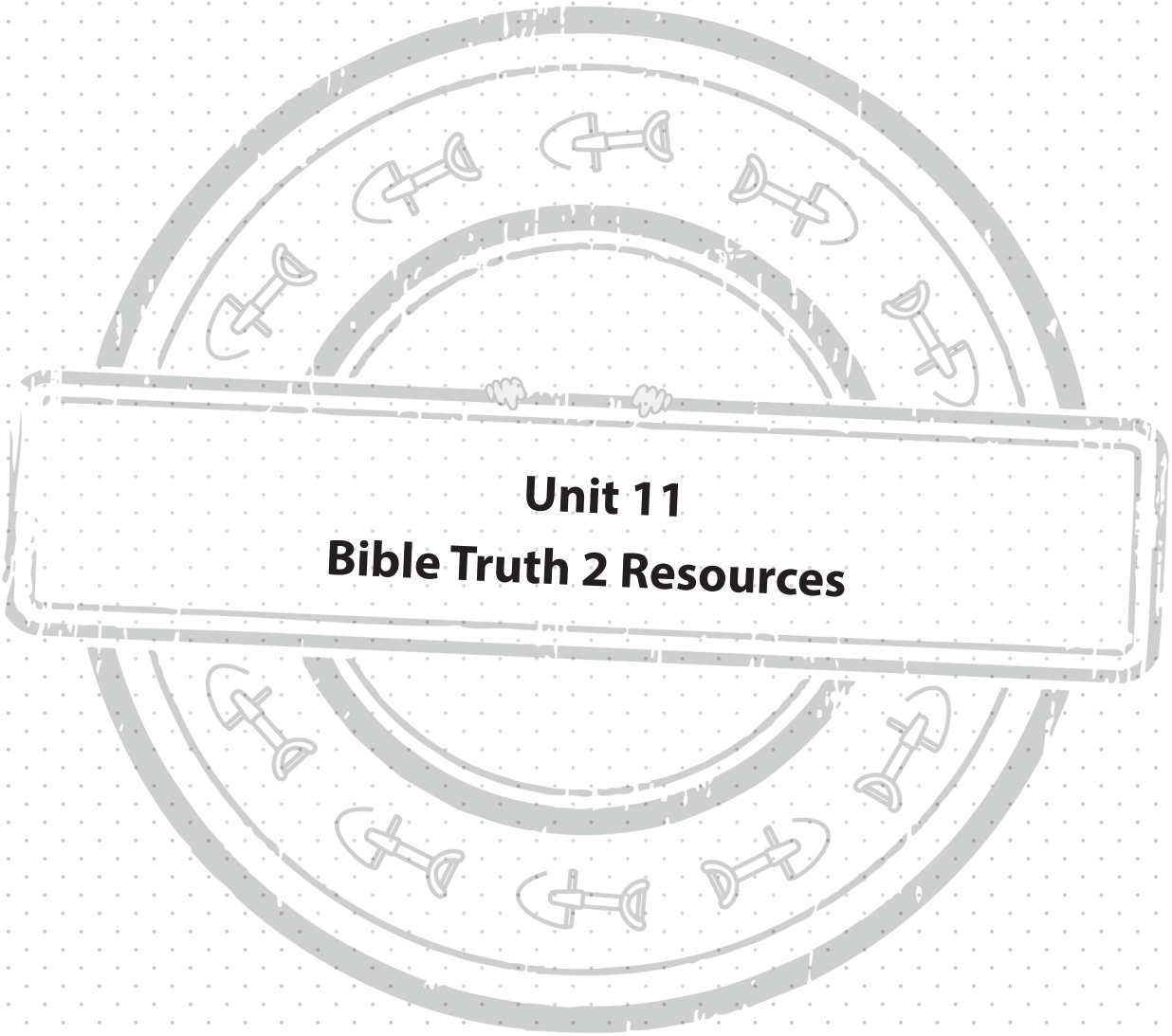
\_\_\_\_\_

\_\_\_\_\_

\_\_\_\_\_

\_\_\_\_\_





**Unit 11**  
**Bible Truth 2 Resources**

## **BIBLE TRUTH 2 OVERVIEW**

### **Unit 11: The God Who Saves**

**Big Question and Answer:** "How Can We Be Saved? It Is God's Free Gift!"

**Bible Verse:** "For the wages of sin is death, but the free gift of God is eternal life in Christ Jesus our Lord."  
Romans 6:23

### **Bible Truth 2 Concept: Jesus Is the Only Way to Be Saved**

The Bible tells us that we have all rebelled against God and deserve His punishment for our sins. It tells us that our sins are so great that there is no way that we can ever earn God's forgiveness on our own. None of us can ever save ourselves.

But the good news is that God can! He has provided the way of salvation for sinful people through His Son, Jesus.

Jesus came to earth as a man. He was fully God and fully man. How amazing! He lived a perfect life. He's the only one who has ever done that! On the cross, Jesus offered up His life. He suffered and died as the perfect sacrifice needed for the sins of God's people. On the third day, Jesus rose from the dead, showing that He had completely paid for their sins. Yes! He had won the victory over sin and death for them!

Now all who turn away from living a life of sin (repent) and put their trust in Jesus as their Savior will be forgiven their sins. They will be saved from the punishment for their sins they deserve and will live as God's dearly loved people forever.

### **Bible Truth 2 Bible Verse**

***Meditation Version: John 14:2-6***

"In my Father's house are many rooms. If it were not so, would I have told you that I go to prepare a place for you? And if I go and prepare a place for you, I will come again and will take you to myself, that where I am you may be also. And you know the way to where I am going." Thomas said to him, "Lord, we do not know where you are going. How can we know the way?" Jesus said to him, "I am the way, and the truth, and the life. No one comes to the Father except through me."

***Alternate Memory/Games Version: John 14:6***

"Jesus said to him, "I am the way, and the truth, and the life. No one comes to the Father except through me."

### **Bible Truth 2 ACTS Prayer**

- A** God, we praise You for being Merciful and being the Provider of the way of salvation for sinners.
- C** God, we confess that we are all sinners who need You to save us. We can never be acceptable to You on our own. We need Jesus to make the way for us to be saved.
- T** Thank You, God for sending Jesus to make the way for sinners like us to be saved from our sins.
- S** God, work in our hearts. Make us aware of our sins and our need of Jesus to save us. Help us to confess our sins to You and repent of them. Forgive our sins. Help us to trust in Jesus as our Savior. Be our Heavenly Father! Make us Your adopted children who love You and who You will love forever.

### **Bible Truth 2 Stories**

**Lesson 1: The Case of the Way-Maker (New Testament)**

John 11-14

**Lesson 2: The Case of the Cheeky Chieftess (Story of the Saints)**

**Lesson 3: The Case of the Light for the Unlikely (Old Testament)**

Genesis 22:18; Isaiah 54:6; Acts 1



**1. GETTING STARTED: Welcome and Opening Songs** (*introduce unit and get kids moving with these songs*)

<p><b>Welcome</b></p>	<p>“Welcome to Praise Factory. We’re so glad you’ve joined us! Here at the PFI we are investigators. (That’s what the “I” stands for!) Investigators look for answers to questions. In PFI, we look for answers to big questions about God. We dig deep down in the truths of God’s Word to find them.”</p>
<p><b>Praise Factory Theme Song</b></p>	<p>“Let’s sing our Praise Factory Investigator’s theme song.”</p> <p><b>PFI: Praise Factory Investigators</b> <span style="float: right;"><i>PFI ESV Songs 11, Track 1</i></span></p> <p>We’re PFI: Praise Factory Investigators, Diggin’ deep down for truths in God’s Word, That’s PFI: Praise Factory Investigators, Diggin’ deep down for truths in God’s Word, We’re looking for answers to very big questions, Big questions about God, If you’re looking for answers to very big questions ‘bout God, come along, Join PFI: Praise Factory Investigators, Diggin’ deep down for truths in God’s Word, That’s PFI: Praise Factory Investigators, Diggin’ deep down for truths in God’s Word. Deep down, diggin’ down, Let’s go diggin’ down, Deep down, diggin’ down, ‘Til answers to all our Big Questions we’ve found. We’re PFI: Praise Factory Investigators, Diggin’ deep down for truths in God’s Word, That’s PFI: Praise Factory Investigators, Diggin’ deep down for truths in God’s Word.</p>
<p><b>Classroom Rules Song</b></p>	<p>An important part of Praise Factory is helping us worship God and love one another. Our WoGoLOA song reminds us how we should act. Let’s sing it.”</p> <p><b>WoGoLOA Rules Song</b> <span style="float: right;"><i>PFI ESV Songs 11, Track 2</i></span></p> <p>Refrain: WoGoLOA means “Worship God and love one another,” WoGoLOA means “Worship God and love one another.”</p> <p>WoGo means “Worship God.” Sound off, 1,2,3, Joyfully take part, Listen to others, Obey your teachers. (<i>Refrain</i>)</p> <p>LOA means “Love One Another.” Sound off, 1,2,3, Be kind, Be encouraging, Help others, help others. (<i>Refrain twice</i>)</p>

**1. GETTING STARTED, continued**

<b>Opening Prayer</b>	"Let's ask God to help us obey these rules, and to help us worship Him and love one another as we learn more about Him today. Let's pray." <i>Pray.</i>
<b>Big Question Under Investigation:</b>  <b>Big Question 11 and Songs</b>	<p>"Now it's time to turn today's <b>Big Question Under Investigation</b>.</p> <p>It's: <b>How Can We Be Saved?</b></p> <p>We are all sinners who choose to disobey God. No matter how hard we try, we can never please God or earn eternal life on our own. We would have to live God's way perfectly to do that. That's why we need a Savior to save us from our sins, if we are to know God and become His people. Jesus, God's Son, is the Savior we need! He died on the cross to pay for the sins of God's people. He rose from the dead in victory! He alone can give us the gifts of knowing God and enjoying eternal life with Him. He promises to give these gifts to all who repent of their sins and trust in Him as their Savior.</p> <p>So the answer to our Big Question, '<b>How Can We Be Saved?</b>' is:  <b>It Is God's Free Gift!</b></p> <p>"Let's sing our Big Question Song(s): <span style="float: right;"><i>choose one or both</i></span></p> <p><b>Big Q &amp; A 11 Song</b> <span style="float: right;"><i>PFI ESV Songs 11, Track 3</i></span>  <i>(adapted version of "Here We Go Looby-Looby")</i>  How can we be saved?  How can we be saved?  How can we be saved?  It is God's free gift!</p> <p><b>How Can We Be Saved?</b> <span style="float: right;"><i>PFI ESV Songs 11, Track 4</i></span></p> <p><i>Refrain</i>  How can we be saved? How can we be saved?  How can we be saved? It's God's free gift.  How can we be saved? How can we be saved?  How can we be saved? It's God's free gift through Christ.</p> <p>Verse 1  I disobey God, I need a Savior,  You disobey God, You need a Savior,  We all disobey God, We need a Savior.  To save us from our sins. <span style="float: right;"><i>Refrain</i></span></p> <p>Verse 2  Jesus, He paid the price, the perfect sacrifice,  On the cross, gave His life,  Bought us eternal life,  Takes away all our sin,  Makes our hearts clean within,  When we repent and believe in Him. <span style="float: right;"><i>Refrain</i></span></p>

**1. GETTING STARTED, continued****Unit 11  
Bible Verse**

"How do I know this is true? The Bible tells me so!

Romans 6:23 tells us: "For the wages of sin is death, but the free gift of God is eternal life in Christ Jesus our Lord."

**Big Question 11 Bible Verse Song**  
**The Free Gift of God: Romans 6:23**

*PFI ESV Songs 11, Track 5*

The free gift of God is,  
 The free gift of God is,  
 The free gift of God is....what?  
 The free gift of God is eternal life through Jesus, through Jesus  
 The free gift of God is eternal life through Jesus. (repeat)  
 Romans Six, twenty-three.

We all want to have eternal life, but the sad truth is that none of us deserve it. We have all turned away from God and His good ways. We all deserve God's punishment, not wonderful life with Him. But God in His amazing mercy sent His Son Jesus to live the perfect life we never have lived. He took the punishment we deserve. When we turn away from our sins and trust in Jesus as our Savior, He gives us the free gift of eternal life. How good is God to sinners, like you and me!

**2. DIGGING DEEP DOWN: Key Concept and Story** (*introduce the Bible Truth and tell the related story*)**Bible Truth 2**

"It's time for us to dig down deeper for answers to our Big Question. We're learning **FOUR** Bible Truths that all tell us something about the salvation God offers us. We have learned one already. Can you remember what it was? (God Saves Sinners Who Confess Their Sins.)

The Bible Truth we are going to be thinking about today is:  
**Jesus Is the Only Way to Be Saved.**

The Bible tells us that we have all rebelled against God and deserve His punishment for our sins. It tells us that our sins are so great that there is no way that we can ever earn God's forgiveness on our own. None of us can ever save ourselves.

But the good news is that God can! He has provided the way of salvation for sinful people through His Son, Jesus.

Jesus came to earth as a man. He was fully God and fully man. How amazing! He lived a perfect life. He's the only one who has ever done that! On the cross, Jesus offered up His life. He suffered and died as the perfect sacrifice needed for the sins of God's people. On the third day, Jesus rose from the dead, showing that He had completely paid for their sins. Yes! He had won the victory over sin and death for them!

Now all who turn away from living a life of sin (repent) and put their trust in Jesus as their Savior will be forgiven their sins. They will be saved from the punishment for their sins they deserve and will live as God's dearly loved people forever.

**2. DIGGING DEEP DOWN, continued**

<b>Bible Truth 2 Hymn</b>	<p>“Long ago, a woman named Fanny Crosby was thinking about this Bible truth, too. She wrote the words to a hymn called “To God Be the Glory” We’re going to learn a verse from it.</p>		
	<p><b>To God Be the Glory</b> <span style="float: right;"><i>PFI ESV Songs 11, Track 9</i></span></p>		
	<table border="0" style="width: 100%;"> <tr> <td style="vertical-align: top; width: 50%;"> <p><b>Verse 1</b> To God be the glory, great things He hath done; So loved He the world that He gave us His Son, Who yielded His life an atonement for sin, And opened the lifegate that all may go in.</p> </td> <td style="vertical-align: top; width: 50%;"> <p><b>Refrain:</b> Praise the Lord, praise the Lord, Let the earth hear His voice! Praise the Lord, praise the Lord, Let the people rejoice! O come to the Father, thro’ Jesus the Son, And give Him the glory, great things He hath done.</p> </td> </tr> </table>	<p><b>Verse 1</b> To God be the glory, great things He hath done; So loved He the world that He gave us His Son, Who yielded His life an atonement for sin, And opened the lifegate that all may go in.</p>	<p><b>Refrain:</b> Praise the Lord, praise the Lord, Let the earth hear His voice! Praise the Lord, praise the Lord, Let the people rejoice! O come to the Father, thro’ Jesus the Son, And give Him the glory, great things He hath done.</p>
<p><b>Verse 1</b> To God be the glory, great things He hath done; So loved He the world that He gave us His Son, Who yielded His life an atonement for sin, And opened the lifegate that all may go in.</p>	<p><b>Refrain:</b> Praise the Lord, praise the Lord, Let the earth hear His voice! Praise the Lord, praise the Lord, Let the people rejoice! O come to the Father, thro’ Jesus the Son, And give Him the glory, great things He hath done.</p>		
	<p>We give glory to God for giving us His Son who He loved so much to be the payment for sins. Sinners could never pay for their sins. Only by Jesus giving up His life in the place of sinners could there ever be a way for them to come to the Father.</p>		
<b>Bible Truth 2 Bible Verse and Song</b>	<p>“The Bible verse we are going to be digging down into for this Bible Truth is:</p> <p><b>John 14:2-6</b> “In my Father’s house are many rooms. If it were not so, would I have told you that I go to prepare a place for you? And if I go and prepare a place for you, I will come again and will take you to myself, that where I am you may be also. And you know the way to where I am going.” Thomas said to him, “Lord, we do not know where you are going. How can we know the way?” Jesus said to him, “I am the way, and the truth, and the life. No one comes to the Father except through me.”</p> <p>On the night before He died on the cross, Jesus comforted Thomas and the other disciples that He was making the way for them to be saved. He called heaven, His Father’s house and promises them that He is about to make the way for them to be able to live there. There was still much they didn’t understand yet, but later, after He rose from the dead it all began to make sense. On the cross, He paid for God’s people’s sins. He made the way for them to go to heaven. They could depend upon Him and His promises. He was the truth. He would beat sin and death for them so they could have eternal life. He would prepare a place for them and all of God’s people in heaven to be with Him. And one day, He will come back to take them to be there with Him forever. How wonderful that will be!</p> <p>We’ve said our Bible verse, now let’s sing it!</p> <p><b>In My Father’s House</b> <span style="float: right;"><i>PFI ESV Songs 11, Track 10</i></span></p> <p>“In my Father’s house are many rooms,” Jesus said. “I go prepare, prepare a place for you. You know the way.” “Lord, we don’t know where You are going,” Thomas said to Him. “Lord, we don’t know where You are going, How can we know the way?” “I am the Way, I am the Truth, I am the Life,” Jesus answered. I am the Way, I am the Truth, I am the Life,” Jesus answered. No one can come to the Father, except through me.” John Fourteen, two through six.</p>		

**2. DIGGING DEEP DOWN, continued****LESSON 1 STORY****New Testament  
Story:****The Case of the  
Way-Maker**  
John 11-14

"Now it's time for today's story called: **The Case of the Way-Maker.**

**As you listen to the story, see if you can figure out:**

**1. Who was the Way-Maker?**

**2. To where did He make the way? How did He make the way?**

*(If desired, write these questions on a sheet of paper to refer to when the story is finished.)*

*Read story.*

*After reading story, ask for the children's answers to the questions.*

**1. Who was the Way-Maker?** Jesus.

**2. To where did He make the way? How did He make the way?** He made the way for God's sinful people to become God's people, getting to know Him and live with Him forever.

*Close in prayer. (prayer suggestions included at end of story)*

**LESSON 2 STORY****Story of the Saints:****The Case of the  
Cheeky Chieftess**

"Now it's time for today's story called: **The Case of the Cheeky Chieftess.**

**As you listen to the story, see if you can figure out:**

**1. Who was the Cheeky Chieftess?**

**2. What did she do that was cheeky? What did this show to her people? ("Cheeky" means to do something bold and rebellious.)**

*(If desired, write these questions on a sheet of paper to refer to when the story is finished.)*

*Read story.*

*After reading story, ask for the children's answers to the questions.*

**1. Who was the Cheeky Chieftess?** Kapi'olani.

**2. What did she do that was cheeky? What did this show to her people? ("Cheeky" means to do something bold and rebellious.)** She picked some of the special Ohelo berries and ate them without first making a sacrifice. Then she threw stones into the mouth of her volcano. Both of these things, the people believed would cause Pele to erupt with anger. She did this to show them that Pele was no goddess and to help her people turn to faith in Jesus.

*Close in prayer. (prayer suggestions included at end of story)*

**2. DIGGING DEEP DOWN, continued**

<b>LESSON 3</b>	
<p><b>Old Testament Story:</b></p> <p><b>The Case of the Light for the Unlikely</b>  <i>Genesis 22:18; Isaiah 54:6; Acts 1</i></p>	<p>“Now it’s time for today’s story called: <b>The Case of the Light for the Unlikely.</b></p> <p><b>As you listen to the story, see if you can figure out:</b></p> <ol style="list-style-type: none"> <li><b>1. Who was the Light? Why was He called the Light?</b></li> <li><b>2. Who were Likely People to receive Him and who were the Unlikely People to receive Him? What did both kinds of people need to do to receive the Light?</b></li> </ol> <p><i>(If desired, write these questions on a sheet of paper to refer to when the story is finished.)</i></p> <p><i>Read story.</i></p> <p><i>After reading story, ask for the children’s answers to the questions.</i></p> <p><b>1. Who was the Light? Why was He called the Light?</b> Jesus was the Light. A light shines brightly and shows the way. Jesus, the Son of God, came to show what God was like. He not only showed the way for sinners to come to God, but He made the way, Himself.</p> <p><b>2. Who were Likely People to receive Him and who were the Unlikely People to receive Him? What did both kinds of people need to do to receive the Light?</b> The people of Israel were the Likely People and the Gentiles (non-Jews) were the Unlikely people. Both Jew and Gentile must confess their sins, turn away from them and trust in Jesus as their Savior, if they are to be saved. This is the only way to God.</p> <p><i>Close in prayer. (prayer suggestions included at end of story)</i></p>

**3. TAKING ACTION: Response Activities** *(choose from among these activities)*

<b>Response Activities</b>	<ul style="list-style-type: none"> <li>• <b>ACTS Prayer Activity:</b> Add your own prayer requests to the ACTS prayer</li> <li>• <b>Sneaky Snack:</b> Story-related snack</li> <li>• <b>Bible Truth Review Activity:</b> Game with questions related to the Bible Truth</li> <li>• <b>Bible Truth Hymn:</b> Music activities to learn a portion of a Bible Truth-related hymn</li> <li>• <b>Bible Verse Review Activity:</b> Game with questions related to Bible Truth Bible verse</li> <li>• <b>Bible Verse Song:</b> Music activities to learn the Bible Verse song</li> <li>• <b>Story Review Activity:</b> Game with questions related to the Bible Truth and Case</li> <li>• <b>Case RePlay, Jr. and Sr.:</b> Two drama activities that review the story: one for younger children, one for older children.</li> <li>• <b>Craft:</b> Story-related craft</li> <li>• <b>VIPP (Very Important Prayer Person):</b> Game and a coloring activity to help children learn about people in your church and how to pray for them.</li> </ul> <p><i>(VIP resources: found online or at back of this book)</i></p>
----------------------------	--

**4. TAKING IT TO OTHERS** *Optional presentations for the last few minutes of class*

<b>Presenting to Other Children</b>	<i>If you split the children into different response activities, you can gather the children together again and have each small group make presentations to show the other children what they learned. Presentation ideas are included in the resources for each activity.</i>
<b>Presenting to Parents</b>	<i>If you keep your children together for response activities, you can have them make a presentation of something they have learned to their parents when they come to pick them up from class. Presentation ideas are included in the resources for each activity.</i>

**5. TAKING IT HOME** *(Take Home Sheet)*

<b>PFI Pronto</b>	<i>Give out the PFI Pronto for the case story as well as any other materials as the children are dismissed.</i>
-------------------	---

## **BIBLE TRUTH 2, LESSON 1: PLANNER/OVERVIEW**

### **GETTING STARTED: Welcome and Opening Songs** (*introduce unit and get kids moving with these songs*)

**Welcome to Praise Factory:** PFI: Praise Factory Investigators Theme Song *PFI ESV Songs 11, Track 1*

**Rules to Help Us Worship God and Love One Another:** WoGoLOA Classroom Rules Song  
*PFI ESV Songs 11, Track 2*

**Big Question Under Investigation:** Big Question 11 Songs *PFI ESV Songs 11, Tracks 3,4*

**Big Question Bible Verse:** Romans 6:23 Song: *PFI ESV Songs 11, Track 5*

### **DIGGING DEEP DOWN: Key Concept and Story** (*introduce the Bible Truth and tell the related story*)

**Bible Truth 2:** Jesus Is the Only Way to Be Saved

**Bible Truth Hymn:** To God Be the Glory, v.1 *PFI ESV Songs 11, Track 9*

**Bible Verse:** John 14:2-6

**Bible Verse Song:** In My Father's House *PFI ESV Songs 11, Track 10*

**Lesson 1 New Testament:** The Case of the Way-Maker *John 11-14*

### **TAKING ACTION: Response Activities** (*choose from among these activities*)

**Snack and Discussion Planner:** Jesus Prepares to Make the Way to God

**ACTS Prayer:** Prayer Sheet

**Bible Truth Review:** Discussion Questions and Game: Help the Blind Man

**Bible Truth Hymn:** To God Be the Glory, v.1 *PFI ESV Songs 11, Track 9*  
Song, Sign Language and Song Game: Sign It, Say It, What Does It Mean? **PFI ESV Songs 11 BOOK or ONLINE**

**Bible Verse Review:** John 14:2-6 Discussion Sheet and Game: Hand Ball

**Bible Verse Song:** In My Father's House *John 14:2-6 PFI ESV Songs 11, Track 10*  
Song, Sign Language and Song Game: Pass the Secret Sign **PFI ESV Songs 11 BOOK or ONLINE**

**Story Review:** Discussion Questions and Game: Sticky Pad Search

**Case Replay, Jr: Drama Activity for Youngest Children** (children do same story actions together)

**Case Replay, Sr: Drama Activity for Most Children** (children re-tell story with individual parts)

**Craft:** The Cross

**VIPP (Very Important Prayer Person) Prayer Time:** Coloring Sheets (back of book) and Game: Mix and Match

### **TAKING IT HOME: Take Home Sheet for Review and Family Devotions**

**PFI Pronto:** Bible Truth 2, Lesson 1 **PFI ESV Prontos 11 BOOK or ONLINE**

**The Case of the Way-Maker** John 11-14 by Connie Dever**Our story is called:****The Case of the Way-Maker.****As you listen to the story, see if you can figure out:**

1. Who was the Way-Maker?
2. To where did He make the way? How did He make the way?

This story takes place in New Testament times, when Jesus lived on earth.

Jerusalem was packed with thousands of Jews who had come to celebrate Passover. Every Passover was exciting, but news that Jesus had raised Lazarus, a man from the nearby town of Bethany, from death to life made this one even more exciting than usual. Could Jesus be God's promised Messiah, people wondered.

When the word spread that Jesus was staying in Bethany with Lazarus and his sisters, many decided to go see Jesus and this man Jesus had raised to life.

The next day, Jesus headed for Jerusalem, along with his disciples and a crowd of others. "Go to the village ahead of you," Jesus told two of His disciples. "There you will find a donkey's colt tied up, which no one has ever ridden. Untie it and bring it here."

The disciples found the colt just as Jesus said and brought it to Him. They threw their cloaks on the colt and put Jesus on its back. Jesus' time had come. He would ride into Jerusalem on a donkey as the Messiah, the King of Israel, just as the prophets had foretold long ago.

As Jesus came to the top of the Mount of Olives, another large crowd came the hill to greet Him. "This is our king, the Messiah, we must give Him a royal welcome into the royal city!" people exclaimed. "Throw down your cloaks for the King to tread on. Plain ground is too good for Him. Get palm branches and wave them to honor Him as our king!"

The road was soon covered with cloaks and the air filled with waving palm branches. The crowd began to praise God for Jesus. "Blessed is the king who comes in the name of the Lord! Peace in heaven and glory in the highest! Blessed in the King of Israel, the Messiah!" they shouted.

How did Jesus react to the crowd's praise? Not as you might imagine. Jesus was weeping out loud! He knew

these people were praising Him for the wrong reasons. They thought He had come to get rid of their enemies, the Romans, and bring in happy days of life in a great, new Israel. But He had come to bring them eternal life with God as He offered up His life as the perfect payment for God's people's sins. Soon these cheering crowds would reject Him and call for Him to die, when they saw Jesus had not come to give them what they wanted. And so they did, in Jesus' next few days in Jerusalem, until by Thursday, few but Jesus' closest disciples still followed Him.

That Thursday night, Jesus gathered with His twelve disciples to celebrate the Passover Feast. The disciples might have thought this was just a Passover like the rest, but Jesus knew otherwise: it was the night before He would die on the cross for the sins of God's people. Jesus used that Passover dinner to explain to His disciples what He was about to do.

Instead of beginning the meal with the usual Passover prayer, Jesus got up from the table and did something that completely shocked His disciples: He took off his outer clothing, and wrapped a towel around his waist, like a lowly slave would do. He poured water into a bowl and began to wash His disciples' feet, drying them with the towel wrapped around him. The disciples were shocked! No one touched another person's dirty feet--especially not an honored teacher!

When Jesus knelt down in front of Peter to wash his feet Peter said in horror, "Lord, you aren't going to wash my feet, are you?"

Jesus replied, "You do not realize now what I am doing, but later you will understand."

Jesus wasn't really worried about the dirt on their

**Story-telling Tips****Ahead of time:**

1. Read the Bible verses and story. Pray!
2. Create story cue cards on index cards (or highlight text).
3. Practice telling story dramatically, timing your presentation. Shorten, if necessary to fit your allotted time.
4. Decorate area with story props that help bring your story alive.

**During your presentation:**

1. Maintain as much eye contact as possible as you tell the story. Point to/use props at important points in the story. Include the kids in your story with a few questions about what they think will happen or words/concepts that might be new to them.
2. Watch the kids for signs that their attention span has been reached. Shorten, if necessary.



feet. He was washing them as a picture of what He would do for them and all of God's people, the next day, when He suffered and died on the cross. Jesus was making the Way to the Father for all His sinful people. He had come to clean something a lot dirtier than feet with something much more precious than water. He loved them so much that He had come to wash away their dirty, sinful hearts and lives with His very own blood as He would give up His life on the cross as the perfect payment for their sins the very next day. He was the Way, the Truth and the Life, no one could come to the Father but by Him. They—nor any of God's people—could ever come to the Father and enjoy eternal life with them in heaven, unless He did this shameful, terrible, dirty job.

When Jesus had finished washing their feet, he put on his clothes and returned to His place at the table. Now it was time for the Passover Meal. This was usually one of the happiest celebrations of the year as the Jews remembered how God freed them from slavery in Egypt and had led them by Moses to the Promised Land. But once more Jesus changed things, and His words made this dinner far from a celebration:

"This is my body broken for you," Jesus told them as He broke the bread and passed it around for them all to eat some of it. "This is my blood poured out for you to make a new covenant with God," Jesus told them as He passed the cup for them to drink from.

"The hour has come for me to go away," Jesus told them. "One of you will plot with the Jewish leaders and betray me into their hands."

The disciples were in shock "Surely not!!!" they each exclaimed.

"Yes, it will be one of you who eats at this table with me even now," Jesus told them. "And when the time comes for my arrest, you all will abandon me. Peter, you will even deny three times that you have ever known me!"

What awful news this was to the disciples. They would abandon Jesus! Jesus would be arrested and would die!

"Where are you going, Jesus? Why can't we come with You?" Thomas asked the question they were all thinking. They still didn't understand this was all part of God's good plan to make the way of salvation for His

people. They were so upset!

"Don't be troubled! Trust in God. Trust also in me," Jesus told them. "Everything is not just falling apart as you think. Everything is completely in control and going as planned. I am the Way, the Truth and the Life. I am making the Way for God's sinful people to come to the Father. No one goes to the Father, except through me. If I do not do this, then no one goes to the Father. I am the Truth: believe in the Father and believe in me! I am the Life: after this is over, you will see me again. I am going away to prepare a place for you in heaven--my Father's house. I will go away, but one day I will come back to get you and take you to be with Me forever."

That night, the disciples watched in horror as everything began to happen just as Jesus told them it would. Judas Iscariot led Jewish soldiers to arrest Jesus. The disciples ran away and abandoned Him. Peter denied knowing Jesus three times... and then the rooster crowed. Worst of all, they watched the next day as Jesus' body was broken and His blood poured out as He died on the cross. Jesus was doing the dirty job of washing away the sins of all who would ever turn from their sins and trust in Him, as He had said He would.

But horror turned to joy when on the third day! Jesus rose up victorious from the grave and appeared to His disciples, just as He said He would. Now they knew He was the Way: He had made the way for sinful people to come to God the Father. Now they knew that He was the Truth: everything He had them had come true. Now they knew that He was the Life: death could not hold Him in the grave. Now all who would ever turn from their sins and trust in Him would have their sins forgiven and eternal life in God's heavenly kingdom. There, they will never know pain, sadness or death again. Only the delight of close fellowship with God and His people forever!

Jesus was the Way, the Truth and the Life! And now it was time for His disciples to spread the news: "All authority has been given Me in heaven and earth! I rule over all," Jesus told them. "So now go into the entire world and tell them the good news that I have made the way for them to be saved. Make disciples, baptize them, and teach them to obey everything I've taught you". And so they did...and so they still are.

**Cracking the Case:**

**It's time to answer our Case Questions.**

**1. Who was the Way-Maker?** Jesus.

**2. To where did He make the way? How did He make the way?** He made the way for God's sinful people to become God's people, getting to know Him and live with Him forever.

**Something for You and Me**

**Our Bible Truth is: Jesus is the Only Way to Be Saved**

**Our Bible Verse is: John 14:2-6**

"In my Father's house are many rooms. If it were not so, would I have told you that I go to prepare a place for you? And if I go and prepare a place for you, I will come again and will take you to myself, that where I am you may be also. And you know the way to where I am going." Thomas said to him, "Lord, we do not know where you are going. How can we know the way?" Jesus said to him, "I am the way, and the truth, and the life. No one comes to the Father except through me."

"I am the Way, the Truth and the Life no one comes to the Father, except through Me." These are words for us to think about, too. They are words of warning for us and all people. "No one comes to the Father..." there is no way to the Father except through Jesus. We can never make ourselves acceptable to God without Him. But they are words of hope: "I am the Way, the Truth, and the Life." To all who turn from their sins and trust in Jesus, He promises to forgive them, save them, and one day to bring them to live with Him forever.

Let's praise Jesus for being the Way, the Truth and the Life. And let's ask Him to help us to believe in Him and to tell others about Him so that we all might know the greatest delight of knowing Him now and enjoy life with Him forever.

*Close in prayer.*

**Closing ACTS Prayer**

**A** God, we praise You for making the way to You, Yourself, by sending Your Son, Jesus, to do what we could never do ourselves.

**C** God, we confess that like most of the people in Jerusalem, we often just want You to give us the good earthly things we want. Often times we don't really want Your far greater gift of eternal life. We need a Savior!

**T** God, we thank You for sending Your Son Jesus to give sinful people what they really need--salvation—even when He knew they would treat Him so terribly and so dishonorably.

**S** God, work in our hearts! Help us all to confess our sins, turn away from them and trust Jesus as our own Savior.

# **ACTS PRAYER ACTIVITY**

Use this sheet to write down your ACTS Prayer

## **Instructions:**

Use this sheet to help the children apply the Bible Truth into a prayer. You can use the ACTS provided or even better, have the kids think of their own applications. Also have the children add their personal requests to the prayer, too. Lead the children in the prayer or let them pray sections, with your help. Never force a child to pray! Non-readers can participate by you whispering a section of the prayer into their ear and allowing them to pray it aloud for the group.

## **ADORATION:**

God, we praise You for being Merciful and being the Provider of the way of salvation for sinners.

God, we praise You for being.....

---

Add your own Adorations:

---

---

---

## **CONFESSION:**

God, we confess that we are all sinners who need You to save us. We can never be acceptable to You on our own. We need Jesus to make the way for us to be saved.

God, we have sinned against You....

---

Add your own Confessions:

---

---

## **THANKSGIVING:**

Thank You, God for sending Jesus to make the way for sinners like us to be saved from our sins.

God, we thank You for...

---

Add your own Thanksgivings:

---

---

## **SUPPLICATION:**

God, work in our hearts. Make us aware of our sins and our need of Jesus to save us. Help us to confess our sins to You and repent of them. Forgive our sins. Help us to trust in Jesus as our Savior. Be our Heavenly Father! Make us Your adopted children who love You and who You will love forever.

God, we need Your help...

---

Add your own Supplication:

---

---

---

---

---

## **SNEAKY SNACK**

---

Can you figure out how this snack ties in with our case?

### **Snack: Jesus Prepares to Make the Way to God**

Palm leaf lettuce leaf; "Nutter-Butter foot with foot-washing water; and matzoh Last Supper Bread.

This is only a suggestion. Feel free to modify. Be mindful of allergy issues among your children!

**Case Tie-in:** Jesus was welcomed into Jerusalem as the Messiah King by the crowds waving palm branches. But as Jesus washed the disciples feet and led them in the Last Supper, He made it quite clear that He was coming not to be crowned the Messiah King. He was coming to offer up His life for the sins of God's people. This is how He would make the way to God.

---

## **SOUL FOOD**

---

Food for thought during snack time

1. What does the snack have to do with the story?

Choose a few questions from the other activity discussion sheets to talk about during this snack time.

2.

---

---

3.

---

---

4.

---

---

5.

---

---

6.

---

---

7.

---

---

Directions: Read and discuss Bible Truth, using a FEW of the questions. Play game. Feel free to modify the game to fit your children.

### **Jesus Is the Only Way to Be Saved**

The Bible tells us that we have all rebelled against God and deserve His punishment for our sins. It tells us that our sins are so great that there is no way that we can ever earn God's forgiveness on our own. None of us can ever save ourselves.

But the good news is that God can! He has provided the way of salvation for sinful people through His Son, Jesus.

Jesus came to earth as a man. He was fully God and fully man. How amazing! He lived a perfect life. He's the only one who has ever done that! On the cross, Jesus offered up His life. He suffered and died as the perfect sacrifice needed for the sins of God's people. On the third day, Jesus rose from the dead, showing that He had completely paid for their sins. Yes! He had won the victory over sin and death for them!

Now all who turn away from living a life of sin (repent) and put their trust in Jesus as their Savior will be forgiven their sins. They will be saved from the punishment for their sins they deserve and will live as God's dearly loved people forever.

### **Understanding the Bible Truth**

1. Who does the Bible tell us has rebelled against God? *All of us.*
2. What do we all deserve because we have rebelled against God? *His punishment for our sins.*
3. Why is there no way we can ever earn God's forgiveness on our own? *Because our sins are so great.*
4. We can't save ourselves, but who can save us? *God can.*
5. How many ways are there to be saved? *Only one.*
6. Why is Jesus the only way for people to be saved? *Because He alone could make the perfect sacrifice needed to pay for sins of God's people.*
7. Why does Jesus please God and no one else does? *Because Jesus lived a perfect life that no sinful human could live. Only a perfect sacrifice would be good enough in exchange for a sinful life.*
8. What did Jesus prove when He rose from the dead, three days after He died on the cross? *That He had completely paid for the sins of God's people and had won the victory over sin and death for them.*
9. What does it mean to repent? *To turn away from living a life of sin and live for God instead.*
10. Whose sins will God forgive? *All those who repent of their sins and trust in Jesus as their Savior.*
11. When someone is forgiven their sins, what are they saved from? *The punishment they deserve from God for their sins.*

### **Bible Verse Connection Question**

1. What does our Bible Truth have to do with our **Bible Verse: John 14:2-6**: "In my Father's house are many rooms. If it were not so, would I have told you that I go to prepare a place for you? And if I go and prepare a place for you, I will come again and will take you to myself, that where I am you may be also. And you know the way to where I am going." Thomas said to him, "Lord, we do not know where you are going. How can we know the way?" Jesus said to him, "I am the way, and the truth, and the life. No one comes to the Father except through me."? *Jesus tells us that He is the Way, the Truth and the Life. He was making the Way for God's sinful people to come to the Father. No one goes to the Father, except through Him. If He did not do this, then no one goes to the Father. He is the Truth: believe in the Father and believe in Him! He is the Life: after this is over, God's people will see Him again. He was going away to prepare a place for them in heaven--His Father's house. He would be going away, but one day He would come back and take God's people to be with Him forever."*

### **Bible Truth Story Connection Questions**

1. Why was it not enough for Jesus to come and save the Jews from the Romans and set up a earthly kingdom as Messiah? *Because God's people would die in their sins. Only by Jesus offering up His life as the perfect sacrifice for sin could God's people be saved to know God and live with Him forever.*
2. What did Jesus show His disciples by washing their dirty feet? *That He had come to do what no one else would do for them: to pay the price for all their sinful souls so that they could stand forgiven before God.*

**Life Application Questions**

1. What do we do with the sin of our hearts? Do we just try to be better people and earn God's pleasure with good works or do we turn to Jesus for forgiveness of our sins?
2. What is the only way for our sins to be forgiven? What is the only way for us to "go to the Father, to know Him, love Him and have eternal life with Him? *By turning away from our sins, confessing them to God and trusting in Jesus as our own Savior.*
3. Why do Christians always have a reason to be joyful, no matter what? *Because even on the worst of days they know that Jesus has already taken care of their sins and that one day they will get to live with Him forever in heaven.*

**ACTS Questions**

1. What is something we can praise God for because of this Bible Truth?  
*Praise God for being Merciful and providing a way for sinful people to be saved.*
2. What are sins we can confess to God because of this Bible Truth?  
*Confess our sins against God that make us deserving of God's punishment.*
3. What is something we can thank God for because of this Bible Truth?  
*Thank God for sending Jesus to be the way to be saved.*
4. What is something we can ask God for because of this Bible Truth?  
*Ask God to forgive us our sins and help us to trust Jesus as our Savior.*

**The Gospel**

1. Why do people need Jesus to make a way to the Father for them? What is the gospel?  
*God is the good Creator and King of the world. He made people to worship Him and live by His good laws. But we are all sinners who have rebelled against Him. We all deserve death--God's just, eternal punishment for our sins. How terrible! But God has good news for us. In His great mercy, God sent His Son Jesus to earth to save sinners. Yes, Jesus, the perfect Son of God, left His home in heaven and became a man. He lived the perfect life that pleases God. (He's the only one who has ever done that!) He offered it up to God His Father as the perfect sacrifice for sins when He suffered and died on the cross. Then, on the third day, Jesus rose from the dead in victory. He had fully paid for the sins of God's people, so they wouldn't have to! Now all who turn away from their sins and trust in Jesus as their Savior will receive forgiveness of sins and eternal life with God. They will be His very own special people who will know Him and enjoy Him forever. We can be God's people, too, if we turn from our sins and trust in Jesus as our own Savior.*

## Game: Help the Blind Man

### Materials

Blindfold

Cane

Bible Truth Questions

Bag/Bowl

### Preparing the Game

1. Choose 20+ questions for your game from the Bible Truth Discussion Questions, or make up your own.
2. Write the Bible Truth questions on small thin strips of paper (or make a photocopy of the Bible Truth Discussion Questions and simply cut them into strips) and put them in the bag/bowl.

### Playing the Game

Children form a circle, with "It", a blind man, in the center. The circle moves slowly to the left or to the right at the Blind Man's command. Then, the Blind Man says, "Halt!" Everyone in the circle stands still. The Blind Man then begins walking out towards the circle of children, GENTLY touching his cane out until he touches someone. When he does, the blind man gets to choose a question from the bag for the teacher to read to the class. When they get a correct answer, the blind man gives up his blindfold to the other child who becomes the blind man, while the former blind man joins the circle.

Game continues as number of questions, time, and attention span allow.

### Optional TAKING IT TO OTHERS Activity: Quiz Questions

Have the children choose a few of the questions from the game to ask the parents/other children during TAKING IT TO OTHERS time. Help pre-readers by whispering the question in their ear and letting them ask it aloud to the parents/other children. Make sure you read the Bible verse aloud before you ask your questions.

Directions:

1. Write words to song in large print before class.
2. Play the song for the children, helping them follow along on the song sheet.
3. Discuss the song, using a few questions from the discussion sheet. *Don't use them all!*
4. Introduce sign language for key words of your choice from sign language sheet for your song. Use as few or as many as you think the children can learn.
5. Sing and sign the song. Sign language as well as large format lyrics and sheet music are found in the PFI Unit Songbook or online.
6. If desired, play the Song Game.

**Optional TAKING IT TO OTHERS Activity: Presenting and Singing the Song**

1. Sing and sign the song, encouraging the watching children/parents to join in.
2. Ask the class some of the questions listed below. The Bible Truth Connection Question is particularly good to help them understand how the song ties in with the Bible Truth.

**To God Be the Glory**

**Verse 1**

To God be the glory,  
great things He hath done;  
So loved He the world  
that He gave us His Son,  
Who yielded His life

**Refrain:**

Praise the Lord, praise the Lord,  
Let the earth hear His voice!  
Praise the Lord, praise the Lord,  
Let the people rejoice!  
O come to the Father, thro' Jesus the Son,  
And give Him the glory, great things He hath done.

Listen to it on PFI ESV Songs 11, Track 9

**Understanding the Song**

1. What great things has God done that we should glory Him?  
*He has sent His Son Jesus to be the Way for sinners to come to God.*
2. How did God show how much He loved the world?  
*He gave His very own Son to come and suffer a terrible death to pay for the sins of His people.*
3. What does "atonement" mean? *Making peace with someone after being enemies.*
4. What does it mean that Jesus yielded His life as an atonement for sin? *To yield one's life means to give it up. Jesus gave up His life to pay for the sins of His sinful people so that there would be peace between God and them.*
5. What is a lifegate? *A lifegate is a made up word that means the way to eternal life with God.*
6. Who may have eternal life?  
*All may go in. Anyone who turns from their sins and trusts in Jesus as the payment for their sins may be saved.*
7. Why should the people rejoice and praise the Lord? *Because Jesus has made the way to the Father.*
8. How do we come to the Father? *Through faith in Jesus the Son's payment for our sins.*

**Bible Truth Connection Question**

1. How does this song relate to our Bible Truth: **Jesus Is the Only Way to Be Saved?**  
*We give glory to God for giving us His Son to be the payment for sins. Sinners could never pay for their sins. Only by Jesus giving up His life in the place of sinners could there ever be a way for them to come to the Father.*

**Story Connection Question**

1. How does this song relate to today's story? *The Jews in Jesus' day thought that Jesus had come to be an earthly king; but Jesus had really come to make the way for sinful people to come to the Father. Only by His death on the cross could the price of sin be paid for. Jesus' disciples rejoiced after Jesus rose from the dead when they finally understood that Jesus came as the Way to the Father.*

**Life Application Questions**

1. How can God's people be affected by the message of this song? *Every day, no matter how bad things are, they always have something even greater to thank God for. Jesus has made the Way to the Father so that all who turn and trust in Him can know and enjoy Him forever in heaven.*
2. How can we become God's people? *By turning away from our sins and trusting in Jesus as our Savior.*



**Bible Connection Question**

1. What does this hymn have to do with our Bible Verse: **John 14:2-6**: "In my Father's house are many rooms. If it were not so, would I have told you that I go to prepare a place for you? And if I go and prepare a place for you, I will come again and will take you to myself, that where I am you may be also. And you know the way to where I am going." Thomas said to him, "Lord, we do not know where you are going. How can we know the way?" Jesus said to him, "I am the way, and the truth, and the life. No one comes to the Father except through me."

*Jesus is the only way to the Father. He made the way, the lifegate, for sinful people to be forgiven and have eternal life with God.*

**ACTS Questions**

1. What is something we can praise God for from this hymn?

*Praise God for being so loving to His sinful people that He would send His Son to save them!*

2. What are sins we can confess to God from this hymn?

*That even though we know of God's great love shown to sinful people, that many times we are more excited about a new toy or something fun we get to do than the offer of eternal life through Jesus. Many times we do not give Him the glory, the praise He deserves.*

3. What is something we can thank God for from this hymn?

*We can thank God for sending Jesus to be the lifegate, the way, in which sinful people can be forgiven and can have eternal life with God.*

4. What is something we can ask God for from this hymn?

*That God would work in our hearts that we might turn from our sins and trust Jesus as our Savior. We can ask Him to work in others, too, that we might go through "the lifegate", we might be saved through Jesus.*

**Gospel Question**

1. What is the great thing that God has done for sinners that His people give Him glory for? What is the gospel?

*God is the good Creator and King of the world. He made people to worship Him and live by His good laws. But we are all sinners who've rebelled against Him. We all deserve death--God's just, eternal punishment for our sins. How terrible! But God has good news for us. In His great mercy, God sent His Son, Jesus to earth as a man to save sinners. He lived the perfect life that pleases God. (He's the only one who's ever done that!) He offered it up to God His Father as the perfect sacrifice for sins when He suffered and died on the cross. Then, on the third day, Jesus rose from the dead in victory. He had fully paid for the sins of God's people, so they wouldn't have to! Now all who turn away from their sins and trust in Jesus as their Savior will receive forgiveness of sins and eternal life with God. They will be His very own special people who will know Him and enjoy Him forever. We can be God's people, too, if we turn from our sins and trust in Jesus as our own Savior.*

## **Song Game: Sign It, Say It, What Does It Mean?**

### **Materials**

Sign Language signs used in song, particularly choose words with important meanings you want the children to learn, such as "grace", "redeem", etc.

Bag or bowl

### **Preparing the Game**

1. Cut out signs and put in bowl.

### **Playing the Game**

1. Practice the song and signs until the children know them well. Then put all the signs we've learned in this bag/ bowl and mix them up.
2. Ask one of the children to choose a sign, but not show it to anyone...but you, if they need some help.
3. Ask the child to do the sign for the rest of the children and see if the other children can guess which one it is. Do the sign with the child, if desired.
4. When the children guess the sign, ask them the meaning of the word. If no one guesses the sign, put it back in the bowl to be picked again.
5. Choose another child to pick a new sign from the bag and continue.

NOTE: You might want to sing the song after you do each word or couple of words.

Game continues as number of questions, time, and attention span allow.

choose a FEW questions for discussion, then choose the game and/or music activity

**Meditation Version: John 14:2-6**

"In my Father's house are many rooms. If it were not so, would I have told you that I go to prepare a place for you? And if I go and prepare a place for you, I will come again and will take you to myself, that where I am you may be also. And you know the way to where I am going." Thomas said to him, "Lord, we do not know where you are going. How can we know the way?" Jesus said to him, "I am the way, and the truth, and the life. No one comes to the Father except through me."

**Alternate Memory/Games Version: John 14:6**

"Jesus said to him, "I am the way, and the truth, and the life. No one comes to the Father except through me."

**Understanding the Bible Verse**

1. Who is speaking in these verses? What did He mean when He spoke of His Father's house? *Jesus. He was talking about heaven.*
2. What does Jesus mean when He says His Father's house has many rooms? *It means God has chosen to save many, many people. One day, they will all live together with Him in heaven.*  
Where did Thomas not understand that Jesus was going? *He didn't understand that Jesus was going to die and go to heaven.*
3. What did Jesus tell Thomas is the way to heaven, where Jesus was going? *Jesus told him that He was the way. He was the one who was making the way to God.*
4. What did Jesus say He was going to do? *To prepare a place for Thomas (and all of God's people) in heaven.*
5. What did Jesus say He would do one day? *Come back to take Thomas (and all of God's people) to be with Him in heaven.*
6. Has Jesus come back for His people yet? When will that happen? *No, He has not come back yet. It will happen when all of God's good plans for this world are complete. No one knows the hour or the day but God.*
7. What does it mean that Jesus is the "Truth"? *It means that everything Jesus has told them, they can believe. They can trust Him and how He says they can come to the Father.*
8. What does it mean that Jesus is the "Life"? *Jesus is the source of eternal life. He is the one who makes it possible for sinful people to know God and live with Him forever.*
9. How do we come to the Father? *Only through Jesus.*
10. Why can we only come to the Father through Jesus? *Because we are sinners and cannot stand in the holy God's presence on our own. Our sins must be forgiven first. Only Jesus provides complete forgiveness of sins through His death on the cross.*

**Bible Truth Connection Question**

1. What does this verse have to do with the **Bible Truth: Jesus Is the Only Way to Be Saved?**

*These are Jesus' words telling us that by turning from our sins and trusting in Him as our Savior is the only way that any of us can be saved. There is no other way to the Father.*

**Story Connection Questions**

1. What does the verse have to do with our story? *Jesus gave hope to sinners, even the worst sinners, who confessed their sins to God, as they turned away from their sins and trusted in Him as their Savior. God would even purify them from all unrighteousness.*

**Life Application Questions**

1. How can we go to the Father? *Only through Jesus. We must turn away from our sins, confess them to God and trust in Jesus as our Savior.*

**ACTS Questions**

1. What is something we can praise God for from this Bible Verse?

*Praise God for being the Provider of the Way to eternal life with Him.*

2. What are sins we can confess to God from this Bible Verse?

*That we have all turned away from God. We cannot make our way to God on our own because of our sins. We deserve God's punishment! We need a Savior!*

3. What is something we can thank God for from this Bible Verse?

*We can thank God for the wonderful promise of taking all His people to live forever with Him.*

4. What is something we can ask God for from this Bible Verse?

*We can ask God to work in our hearts that we would want to turn away from disobeying Him and trust in this wonderful Jesus as our own Savior. We can ask Him to work like this in others, too.*

**The Gospel**

1. Why did Jesus need to come to make a Way to God? Who can know this Way and be saved? What is the gospel?

*God is the good Creator and King of the world. He made people to worship Him and live by His good laws. But we are all sinners who have rebelled against Him. We all deserve death--God's just, eternal punishment for our sins. How terrible! But God has good news for us. In His great mercy, God sent His Son Jesus to earth to save sinners. Yes, Jesus, the perfect Son of God, left His home in heaven and became a man. He lived the perfect life that pleases God. (He's the only one who has ever done that!) He offered it up to God His Father as the perfect sacrifice for sins when He suffered and died on the cross. Then, on the third day, Jesus rose from the dead in victory. He had fully paid for the sins of God's people, so they wouldn't have to! Now all who turn away from their sins and trust in Jesus as their Savior will receive forgiveness of sins and eternal life with God. They will be His very own special people who will know Him and enjoy Him forever. We can be God's people, too, if we turn from our sins and trust in Jesus as our own Savior.*

**Game: Hand Ball****Materials**

Bible verse written up in large print so that all can see  
 A soft-surfaced, medium sized ball, such as a foam ball  
 Masking tape  
 Paper and markers

Helpful, but optional: colored team "pennies" (jerseys) to identify members of each team.

Team A Player	Team B Player	Team A Player	Team B Player	Team A Player
Team B Player	Team A Player	Team B Player	Team A Player	Team B Player

**Preparing the Game**

1. Clearly print out the words to the verse on paper and cut it into 10+ sections. Number each section in sequence. Place each section in Easter eggs of the same color. Print out another copy of the verse, also numbered sequentially on another piece of paper. Repeat for each team.
2. Partition the floor into even sections as shown in the diagram above

**Learning the Verse**

Some or all of your children may be non- or early readers. Teach the verse in sections, having them say it after you. Repeat a few times. Add clapping or other movement as they say it.

**Directions**

1. If desired, lead the children in a discussion of a **FEW** of the most important questions before beginning game.
2. Explain the game to them as follows:  
 Divide the children into two teams and have them put on pennies. Give each child a section and alternate players from each team. Explain to them that everyone will say the verse together, then when you say "go," they are to roll the ball out of their sections each time it rolls in until time is called. The person who has the ball in his section when time is called can win 2 points for his team if he can say the verse by himself. If he asks someone else from his team to help him, then he can earn 1 point. If he does not get it right, then someone from the other team can try to say it for 1 point.

If desired, you can have less but bigger sections and put 2 team members in each section, that way two children will work together to keep the ball out and recite the verse.

Game continues as time and attention span allow.

**Non-competitive Option**

Don't split the children into teams. Give the children a group target amount of points to earn and challenge them to try to make the target amount in as few turns as possible. Always give two points to the class for getting the verse right, even if they have a partner help them.

**Optional TAKING IT TO OTHERS Activity: Quiz Questions**

Have the children choose a few of the questions from the game to ask the parents/other children during TAKING IT TO OTHERS time. Help pre-readers by whispering the question in their ear and letting them ask it aloud to the parents/other children. Make sure you read the Bible verse aloud before you ask your questions.

Directions:

1. Write words to song in large print before class.
2. Play the song for the children, helping them follow along on the song sheet.
3. Discuss the song, using a few questions from the discussion sheet. *Don't use them all!*
4. Introduce sign language for key words of your choice from sign language sheet for your song. Use as few or as many as you think the children can learn.
5. Sing and sign the song. Sign language as well as large format lyrics and sheet music are found in the PFI Unit Songbook or online.
6. If desired, play the Song Game.

**Optional TAKING IT TO OTHERS Activity: Presenting and Singing the Song**

1. Sing and sign the song, encouraging the watching children/parents to join in.
2. Ask the class some of the questions listed below. The Bible Truth Connection Question is particularly good to help them understand how the verse ties in with the Bible Truth.

### In My Father's House

"In my Father's house are many rooms," Jesus said.

"I go prepare, prepare a place for you.

You know the way."

"Lord, we don't know where You are going," Thomas said to Him.

"Lord, we don't know where You are going,

How can we know the way?"

"I am the Way, I am the Truth, I am the Life," Jesus answered.

I am the Way, I am the Truth, I am the Life," Jesus answered.

No one can come to the Father, except through me."

John Fourteen, two through six.

**Listen to it on PFI ESV Songs 11, Track 10**

## Song Game: Pass the Secret Sign

### Materials

Sign Language signs used in song, particularly choose words with important meanings you want the children to learn, such as "grace", "redeem", etc.

Bag or bowl

Blindfold

### Preparing the Game

1. Cut out signs and put in bowl.

### Playing the Game

1. Practice the song and signs until the children know them well.
2. Have all the children stand in a tight circle, except one, "It," who will stand in the middle of the circle, blindfolded.
3. Have the children in the circle to put their hands behind their backs. Choose a sign from the bag and hand to a child in the circle, still keeping hands behind their backs, not looking at the sign.
4. When "It" says "Pass the Secret Sign", the children will begin to pass the sign around behind their backs.
5. When "It" says "Stop the Passing!" the child who has the sign freezes with the sign behind his back.
6. The child with the sign brings it around and looks at it. You can help the child practice the sign.
7. Then take the blindfold off of "It", watch the child with the card do the sign, then have "It" guess the name of the sign. (If desired, "It" can ask another child in the circle for help with their guess.)
8. The holder of the sign then becomes "It." Sing the song with all the signs, then repeat.

**STORY REVIEW**

Directions: Read and discuss Bible Truth, using a FEW of the questions. Play game. Feel free to modify the game to fit your children.

**General Story Questions**

1. What had Jesus done recently that made this Passover celebration especially exciting? *He had recently raised Lazarus up from the dead.*
2. Why did the first crowd come to Bethany? *They heard that Jesus was spotted there. And, because they wanted to see Lazarus who Jesus had risen from the dead.*
3. Why did Jesus ride a donkey into Jerusalem? *Kings rode donkeys. Jesus asked for the donkey because it was the kingly, royal animal; and, to fulfill prophecies about the Messiah. He was telling everyone that He was the true King of Israel, the Messiah.*
4. How did the crowds show that they wanted Jesus to be their king? *Putting their cloaks down for Him to ride over; by waving palm branches; and, by their cheers of "Hosanna! Blessed is He who comes in the name of the LORD."*
5. Why was Jesus sad while all the crowds were cheering Him? *He knew that they were hoping that He would save them from their earthly enemies, the Romans. He knew that they would abandon Him when they realized He was the not kind of Messiah they were hoping for.*
6. Why did the people reject Jesus as Messiah? *They were hoping that He would save them from their earthly enemies, the Romans. He knew that they would abandon Him when they realized He was the not kind of Messiah they were hoping for. When He told them He would die, they did not believe that He could be the Messiah b/c they did not believe the Messiah was supposed to die.*
7. Why were Jesus' disciples so shocked that Jesus washed their feet? *This was the lowliest job for the lowliest servant. Feet were considered to be the dirtiest part of a person. Jesus was their master. He should never touch their feet!*
8. What was Jesus trying to show them by washing their feet? *He had come to clean the "dirtiest" part of them: their hearts. Their sinful hearts kept them away from God. He had come to suffer and die for their sins and make the Way to God, His Father, so they would be saved from their sins. No one could do this but Himself. Cleaning their dirty feet was a good picture of what He would do for the sin in their hearts as He died on the cross.*
9. What did Jesus tell them while He broke the bread and drank the cup? *The bread was a picture of His body, broken for them. The cup was a picture of His blood poured out to make a new forever promise (covenant) with God for the forgiveness of their sins. They were pictures of what He would do the next day on the cross.*
10. What sad things did Jesus tell them were about to happen? *One of them would betray Him; they would all leave Him; Peter would deny Him three times; and He would die.*
11. How did Jesus comfort His disciples? *By telling them that He was doing this to make the Way to God for them. He was going to prepare a place in heaven for them to come and be with Him.*
12. When did the disciples rejoice? *Three days later when Jesus rose from the dead and appeared to them.*
13. How did Jesus make the Way to God? *By living a perfect life and then offering it up on the cross as the perfect sacrifice for the sins of all those who would ever turn away from their sins and trust in Him as their Savior.*
14. Why is Jesus the only way to God? *No one, by their own life, will be found pleasing to God. No one can deserve eternal life because we are all sinners. Only perfectly sinless people could do that! Only Jesus! The only way we, sinners, can please God is by the gift of forgiveness that Jesus can give us. He paid for the sins of all who would ever turn away from their sins and trust in Him as their Savior. To all of those, all who ask in faith, He gives them forgiveness of sins. God no longer counts their sins against them. Instead, they receive Jesus' perfect record before God.*

**Bible Truth Connection Questions**

1. What does this story have to do with our Bible Truth? *This is the story of how Jesus made the way to God, for all God's people—all who would ever turn away from their sins, confess them to God, and trust in Jesus as their Savior.*

**Bible Verse Connection Question**

1. What does the story have to do with our **Bible Verse: John 14:2-6**: "In my Father's house are many rooms. If it were not so, would I have told you that I go to prepare a place for you? And if I go and prepare a place for you, I will come again and will take you to myself, that where I am you may be also. And you know the way to where I am going." Thomas said to him, "Lord, we do not know where you are going. How can we know the way?" Jesus said to him, "I am the way, and the truth, and the life. No one comes to the Father except through me."?

*These are the words of comfort that Jesus gave His disciples after telling them that they would all abandon Him and that He would die..*

**Life Application Questions**

1. If Jesus is the only way to God, what should Christians do for others? *Tell them about Him!*

2. How can we become one of Jesus' disciples? *We must turn away from our sins, confess them to God, and trust in Jesus as our own Savior.*

**ACTS Questions**

1. What is something we can praise God for being that we learned in our story?

*Praise God for Making the Way to Him, Himself, by sending His Son Jesus to do what we could never do ourselves.*

2. What is something we can confess as sin that we learned in our story?

*Confess that like most of the people in Jerusalem, we often just want God to give us the good earthly things we want. Often times we don't really want His far greater gift of eternal life. We deserve His punishment. We need a Savior!*

3. What is something we can thank God for that we learned in our story? *We can thank God for sending Jesus to give sinful people what they really need--salvation—even when He knew they would treat Him so terribly and so dishonorably.*

4. What is something we can ask God for that we learned in our story?

*We can ask God to work in our hearts, helping us to turn away from our sins and trust Jesus as our own Savior. We can ask Him to help others, too, to know and believe in Jesus, the Way to God.*

**The Gospel**

1. Why did Jesus need to come to make a Way to God? Who can know this way and be saved? What is the gospel?

*God is the good Creator and King of the world. He made people to worship Him and live by His good laws. But we are all sinners who have rebelled against Him. We all deserve death--God's just, eternal punishment for our sins. How terrible! But God has good news for us. In His great mercy, God sent His Son Jesus to earth to save sinners. Yes, Jesus, the perfect Son of God, left His home in heaven and became a man. He lived the perfect life that pleases God. (He's the only one who has ever done that!) He offered it up to God His Father as the perfect sacrifice for sins when He suffered and died on the cross. Then, on the third day, Jesus rose from the dead in victory. He had fully paid for the sins of God's people, so they wouldn't have to! Now all who turn away from their sins and trust in Jesus as their Savior will receive forgiveness of sins and eternal life with God. They will be His very own special people who will know Him and enjoy Him forever. We can be God's people, too, if we turn from our sins and trust in Jesus as our own Savior.*



## Game: Sticky Pad Search

### Materials

Re-stickable scratch pad sheets

Paper and marker

20+ Story Review Questions and other story review questions

### Preparing the Game

1. Choose 20+ questions for your game from the Story Review Discussion Questions, or make up your own.
2. On the sticky pads write various point values, from 1 to 4...with perhaps two 10's thrown in for fun. Make perhaps 50 of these point values. Stick these all over the room, high, low, unusual places. Place the two 10 point sticky pad sheets in the most unusual spots.

### Playing the Game

Divide the children into two teams and have them sit in two lines. At the leaders signal the first child from Team A will get up and have 10 seconds to gather as many point values as he can and get back to his spot. If successful, then that will be the point value for the Story Review question you ask the team. If the team answers the question correctly, they get the point values. If not, then the other team can try to answer it for half the point value. If a player doesn't get back to his spot before time is called, then he loses all his points (they are replaced to their spots) and it is the other team's turn. Play then resumes with the first player from Team B, etc.

Play continues as Story Review cards last, or as time and attention span allow.

### Non-competitive Option

Don't split into teams. Set a target point value for the children to reach together. Tell the children that they are going to work together and see how many turns it takes to reach the target point value. Have the children take turns gathering the point values and everyone together answering the question. If they get it right, then the group keeps the points. If not, then they are returned to their spots. Keep track of how many turns it takes to reach the target point value. Replace all of the sticky pads and play again, seeing if the group can make the target in less turns.

### Optional TAKING IT TO OTHERS Activity: Quiz Questions

Have the children choose a few of the questions from the game to ask the parents/other children during TAKING IT TO OTHERS time. Help pre-readers by whispering the question in their ear and letting them ask it aloud to the parents/other children.

**CASE REPLAY ACTIVITIES**

Use this guide to review the Case Story and act it out for others to enjoy!

**CASE REPLAY, JR: YOUNGEST CHILDREN**

**Description:** The children will act out the story together, everyone doing the same action/sound effect at the same time. This activity is most suitable for kindergarteners.

**Materials**

The Case RePlay, Jr. script for younger children

**Preparation**

1. Read through the script and write in the blanks along the side possible actions/sound effects the children could do to act it out.

**Instructions**

1. Tell the children that they will be re-enacting the story together as you tell it.
2. As you read the script, lead the children in actions/sound effects to do with you.
3. If desired, you can read the script and stop at certain sentences and ask them what a good action/sound effect would be to act out what you just read.
4. Repeat the re-enactment one or two times more.

**CASE REPLAY, SR: OLDER CHILDREN**

**Description:** The children act out the story as a three-scene play. You will narrate it using the Case RePlay, Sr. script and they will act it out (no spoken words, for the most part), with each child assuming a different character's role. This activity is most suitable for first grade and up. You will review the story, then practice it a few times before performing it for others.

**Materials**

The Case RePlay, Sr. script  
White board or other large format paper  
Costumes and props

**Preparation**

1. Prepare for the play by choosing costumes and props for each character in the story. Decorate the area with any scenery props.
2. Write the words "Beginning," "Middle," "End" on a large piece of paper/whiteboard with plenty of space under each heading. You will use this paper to help the children think about the story as a three-scene play, as it is presented in the script.

**Instructions**

1. Tell the children that they will get to act out the story as a three-scene play, with a beginning, middle and end section. Tell them that before they can act it out, they need to think it out. as you narrate it with your script.
2. Take the children's answers as they recount the story, helping them put key incidents in the right order.
3. If desired, when they have filled in their Beginning, Middle, End, read through your whole (real) script, so they hear exactly what you will have them act out.
4. Then tell the children that it's time to practice acting out the story.
5. Assign parts to each child. If you are using costumes, do NOT give them out at this point. They will be a distraction.
6. Have all the children sit on the floor or in chairs on one side of the "stage," then call the characters up in place as their part in the story comes.
7. As you read the script, guide the children in where you want them to move or do to act it out.
8. After going through the whole script once, give out any costumes and props and act out the script once or twice more.

**Optional TAKING IT TO OTHERS Activity: Re-enacting the Story**

Read the script as the children act out together (younger) or assuming different roles (older) as the other children or the parents watch.

**CASE REPLAY, JR--YOUNGER KIDS (KINDERGARTEN) P.2**

“Welcome to our play! The name of our story is called: The Case of the Way-Maker.

This is a New Testament story. It took place while Jesus lived on earth.

And now we present: “The Case of the Way-Maker.”

**Scene 1:**

Thousands of Jews gather in Jerusalem to celebrate Passover. They were especially excited this year to see Jesus and Lazarus, the man from Bethany that Jesus raised from the dead. A crowd of people head to Bethany to see Jesus and Lazarus at the same time that Jesus, His disciples and a crowd starts for Jerusalem. The crowd is going there to celebrate Passover, but Jesus knows He is going there to die on the cross. As they walk along, Jesus has two of His disciples get a young donkey for Him to ride into Jerusalem. He would ride into the city, just as hundreds of years earlier, the LORD, through the prophets, promised the Messiah would do. Word spreads ahead of Jesus that He is coming to Jerusalem. The crowd coming up from the city meets Jesus and His group as they come down the Mount of Olives into Jerusalem. They lay their cloaks on the road, wave palm branches and shout praises to God for Jesus. They believe He is the Messiah coming to get rid of their enemies and coming to take up his throne in the royal city of Jerusalem. Jesus weeps as the crowd cheers. He knows that they think He has come to get rid of the Romans and be the great king of Israel who makes life good for them. But He knows He has come to give up His life to make the way to God. He know they will reject Him when they don't get what they want. .

**Actions:**

---

---

---

---

---

---

---

---

---

---

---

---

---

---

---

---

---

---

---

---

---

---

---

---

---

---

---

---

---

---

**Scene 2:**

The people do reject Jesus. By Thursday, few but His disciples still follow Him. On Thursday night, Jesus and His disciples prepare to celebrate Passover. Jesus shocks His disciples by washing their feet like a lowly slave would. It is a picture of how He will cleanse them of their sins when He dies on the cross the next day. At the Passover Meal, Jesus tells them that His body will be broken for them and His blood will be poured our for them. Jesus tells them that one of them will betray Him, Peter will deny Him, they will all leave Him and He, Himself will die. The disciples are so sad and confused. Jesus comforts them and tells them that He is making the way to God.

**Scene 3:**

Everything happens just as Jesus said it would. Jesus is arrested and His disciples abandon Him. Jesus suffers and dies on the cross. The disciples are sad when Jesus dies, but are overjoyed when He rises from the dead. They finally understand that He was making the way to God.

**Bible Truth Tie-In:**

The Bible Truth we are learning is: **Jesus Is the Only Way to Be Saved.** Many Jews were looking for Jesus to be a great earthly king, but Jesus had come to make the way for sinful people to come to God.

## **CASE REPLAY, SR--OLDER KIDS (1ST GRADE AND UP) P.3**

"Welcome to our play! The name of our story is called: The Case of the Way-Maker

This is a New Testament story. It took place when Jesus lived on earth.

The characters in our story are: Jesus; His disciples; Lazarus; and Crowds of people.

And now we present: "The Case of the Way-Maker"

### **Scene 1: (Beginning)**

Thousands of Jews gather in Jerusalem to celebrate Passover. They were especially excited this year to see Jesus and Lazarus, the man from Bethany that Jesus raised from the dead. A crowd of people head to Bethany to see Jesus and Lazarus at the same time that Jesus, His disciples and a crowd starts for Jerusalem. The crowd is going there to celebrate Passover, but Jesus knows He is going there to die on the cross. As they walk along, Jesus has two of His disciples get a young donkey for Him to ride into Jerusalem. He would ride into the city, just as hundreds of years earlier, the LORD, through the prophets, promised the Messiah would do. Word spreads ahead of Jesus that He is coming to Jerusalem. The crowd coming up from the city meets Jesus and His group as they come down the Mount of Olives into Jerusalem. They lay their cloaks on the road, wave palm branches and shout praises to God for Jesus. They believe He is the Messiah coming to get rid of their enemies and coming to take up his throne in the royal city of Jerusalem. Jesus weeps as the crowd cheers. He knows that they think He has come to get rid of the Romans and be the great king of Israel who makes life good for them. But He knows He has come to give up His life to make the way to God. He know they will reject Him when they don't get what they want. .

### **Scene 2:( Middle)**

The people do reject Jesus. By Thursday, few but His disciples still follow Him. On Thursday night, Jesus and His disciples prepare to celebrate Passover. Jesus shocks His disciples by washing their feet like a lowly slave would. It is a picture of how He will cleanse them of their sins when He dies on the cross the next day. At the Passover Meal, Jesus tells them that His body will be broken for them and His blood will be poured our for them. Jesus tells them that one of them will betray Him, Peter will deny Him, they will all leave Him and He, Himself will die. The disciples are so sad and confused. Jesus comforts them and tells them that He is making the way to God.

### **Scene 3: (End)**

Everything happens just as Jesus said it would. Jesus is arrested and His disciples abandon Him. Jesus suffers and dies on the cross. The disciples are sad when Jesus dies, but are overjoyed when He rises from the dead. They finally understand that He was making the way to God.

### **Bible Truth Tie-In:**

The Bible Truth we are learning is: **Jesus Is the Only Way to Be Saved.** Many Jews were looking for Jesus to be a great earthly king, but Jesus had come to make the way for sinful people to come to God.

## The Cross

### Description:

The children will a cross out of beads and yarn.

### Materials

- 1 Straw per child
- 1 Pipe cleaner per child
- 6 yards of yarn/string per child
- 94 pony beads of any color or combination of colors except brown
- 26 pony beads of a brown color
- Scissors

### Preparing the Craft

1. Cut 9 2' pieces of yarn per child.
2. Cut straws down to about 3". Insert 1 piece of yarn through the straw and tie ends in a knot. This will make the hanger for the cross.
- (Older children can do this, if you want to save this step for craft time.)
3. Tie one end of each of the other 8 pieces of yarn to the pipe cleaner, tightly. Spread them out about a pony bead's width apart. Bend the ends of the pipe cleaner around to the back of the row of strings.
4. Set out beads.
5. Make a sample for the children to see.

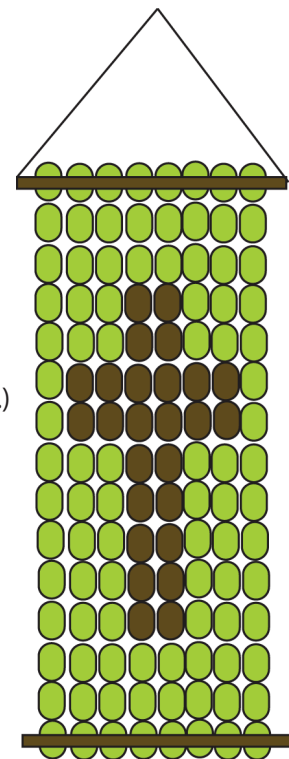
### Making the Craft

1. Show children your sample.
2. Have the children slip the beads onto yarn as follows, tying the end to the straw each time. Older children will be able to tie on their own. Youngest children will probably need your help. Cut off excess yarn after tying securely.

Rows:

- 1: 15 colored beads
- 2: 8 colored beads, then 2 brown beads, then 8 colored beads
- 3: 8 colored beads, then 2 brown beads, then 8 colored beads
- 4: 3 colored beads, then 9 brown beads, then 3 colored beads
- 5: 3 colored beads, then 9 brown beads, then 3 colored beads
- 6: 8 colored beads, then 2 brown beads, then 8 colored beads
- 7: 8 colored beads, then 2 brown beads, then 8 colored beads
- 8: 15 colored beads

3. Hang up the cross by the straw and hanger end. (Pipe cleaner end at bottom.)



### Optional TAKING IT TO OTHERS Activity: Craft Presentation

If you are presenting the craft to other children or parents the children can hold up their crafts (or your model craft) and read their Bible Truth Connection answers to explain the importance of the craft.

**CASE CRAFT****Discussion Guide****Instructions:**

As the children are settled into making their craft, ask them these questions to help them understand the craft's significance. Use the answers provided to guide the children's answers.

**Discussion Questions**

1. Where did Jesus die? *Right outside of Jerusalem.*
2. How did the disciples react when Jesus died on the cross?  
*They were sad and confused.*
3. What didn't Jesus' disciples understand until later?  
*They didn't understand that the Messiah had to suffer and die to make the way to God for God's people.*
4. What is the Bible Truth that we are learning?  
*Jesus Is the Only Way to Be Saved.*
5. What does our craft have to do with our Bible Truth: Jesus Is the Only Way to Be Saved?  
*Jesus made the way for God's sinful people to come to God when He suffered and died on the cross for their sins.*
6. What can this craft help us remember?  
*How great God's love must be for His people, that He would send Jesus to suffer and die so terribly in order to save them from their sins and make the way to live with Him forever!*

**TAKING IT TO OTHERS****Craft Presentation****Instructions:**

Have children hold up your model craft/their crafts. Choose five children (or you say) the five sections below to explain the craft's importance.

**Presentation:**

1. Our craft is: The Cross.
2. In Jerusalem, Jesus' disciples were sad and confused when Jesus died on the cross because they didn't understand that the Messiah had to suffer and die to make the way to God for God's people.
3. Bible Truth 2 is: Jesus Is the Only Way to Be Saved.
4. Jesus made the way for God's sinful people to come to God when He suffered and died on the cross for their sins.
5. Our craft can help us remember how great God's love must be for His people, that He would send Jesus to suffer and die so terribly in order to save them from their sins and make the way to live with Him forever!

Note: Even non-readers can participate in presenting the craft, if you will whisper what they are to say in their ear and let them say it aloud for the others to hear.

**BEFORE CLASS:****1. PICK YOUR PERSON**

VIPPs can be anyone in your church! Typically, they fall into 6 categories: Church staff, Elders, Deacons/deaconesses, Special Volunteers (people who aren't paid, but spend a lot of time helping out in particular ways), Supported Workers (aka missionaries), and Church Members.

**2. GATHER YOUR FACTS**

Use the VIPP Information Sheet to write down the facts about your VIPP. The information on this worksheet is used in the VIPP activities, listed in the "Choose an Activity" section below.

**DURING THE ACTIVITY:****1. INTRODUCE YOUR VIPP**

Introduce your VIPP to the children, using the VIPP Information Sheet. Fill in a set of VIPP Clue Cards with the information for your VIPP. If desired, you can even have the actual person come into class for the children to meet.

Need help describing what someone does for the church in a kid-friendly way? Check out the list of common VIPPs on the Praise Factory website in the PFI resources. There are lots of kid-friendly descriptions for common VIPP's, such as pastors, elders, deacons and a lot more.

**2. PRAY!**

Lead the children in praying for the VIPP. Ask the children if they would like to pray for one of the VIPPs prayer requests. Even non-readers can pray for the VIPP if you whisper the prayer request in the their ear, then let them say it aloud. Never force a child to pray!

**3. CHOOSE AN ACTIVITY**

There are two activities you can use to help the children learn about the VIPP:

**VIPP Clue Cards:** These are nine coloring sheets in which children fill in the nine things they learn about the VIPP from the VIPP Information Sheet. Photocopy a set of each child. Use as few or as many of these Clue Cards as you desire.

**VIPP Game:** This is a game that uses a set of Clue Cards for one or two VIPPs.

Choose a VIPP and fill in his/her information on the VIPP Information Sheet. Fill in a set of VIPP Clue Cards with the information for your VIPP. Tell the children about the VIPP, having them fill in the VIPP Clue Cards with the key facts as they learn them. Write any words the children need to write on a white-board or other piece of paper so they can see how to spell them. Help younger children write these words on their clue cards. Ideas for how to tell the children about many common VIPPs are listed at [praisefactory.org](http://praisefactory.org) with the resources for this Bible Truth.

**Optional TAKING IT TO OTHERS Activity: Introduce and Pray for the VIPP**

If you are presenting the VIPP to other children or parents you can assign children to hold up the 10 clue cards and say what each card tells about the VIPP. (Or, you can have the children hold them up as you tell what each one means.) Then lead the children in praying for the VIPP.

## **Game: Mix and Match**

### **Materials**

Information for two VIPPs

2 Set of Clue Cards

Bag

### **Preparing the Game**

1. Fill in one set of clue sheets for each of the VIPPs you are using.
2. Put all the Clue Cards in a bag, except for the ones with the names and pictures of the VIPPs.

### **Playing the Game**

**Reveal:** Tell the children about each VIPP, showing them your filled-in clue cards as you tell about them.

**Review:** Put all the Clue Cards for both VIPPS in the bag. Mix up. Have children take turns pulling clues out and have the class try to remember which clue goes with which VIPP. You can make this a team game by splitting the children into two teams and giving points when their team players correctly put a clue in the right place.



**VIPP INFORMATION SHEET**

**VIPP NAME:**

\_\_\_\_\_

**WHAT VIPP LOOKS LIKE**

Man or Woman? \_\_\_\_\_

Hair color? \_\_\_\_\_

Eye color? \_\_\_\_\_

**FAVORITE ANIMAL**

\_\_\_\_\_

\_\_\_\_\_

**FAVORITE FOOD**

\_\_\_\_\_

\_\_\_\_\_

**FAVORITE FREE TIME ACTIVITY**

\_\_\_\_\_

\_\_\_\_\_

**WHAT VIPP DOES DURING WEEK**

\_\_\_\_\_

\_\_\_\_\_

\_\_\_\_\_

\_\_\_\_\_

**VIPP GROUP OF SERVICE:**

Church Member

Deacon

Elder

Church Staff

Special Volunteer

Supported Worker  
(Missionary)

**3 WAYS VIPP SERVES CHURCH**

\_\_\_\_\_

\_\_\_\_\_

\_\_\_\_\_

\_\_\_\_\_

\_\_\_\_\_

\_\_\_\_\_

\_\_\_\_\_

\_\_\_\_\_

**3 WAYS TO PRAY FOR THE VIPP**

\_\_\_\_\_

\_\_\_\_\_

\_\_\_\_\_

\_\_\_\_\_

\_\_\_\_\_

\_\_\_\_\_

\_\_\_\_\_

\_\_\_\_\_



## **BIBLE TRUTH 2, LESSON 2: PLANNER/OVERVIEW**

**GETTING STARTED: Welcome and Opening Songs** (*introduce unit and get kids moving with these songs*)

**Welcome to Praise Factory:** PFI: Praise Factory Investigators Theme Song *PFI ESV Songs 11, Track 1*

**Rules to Help Us Worship God and Love One Another:** WoGoLOA Classroom Rules Song  
*PFI ESV Songs 11, Track 2*

**Big Question Under Investigation:** Big Question 11 Songs *PFI ESV Songs 11, Tracks 3,4*

**Big Question Bible Verse:** Romans 6:23 Song: *PFI ESV Songs 11, Track 5*

**DIGGING DEEP DOWN: Key Concept and Story** (*introduce the Bible Truth and tell the related story*)

**Bible Truth 2:** Jesus Is the Only Way to Be Saved

**Bible Truth Hymn:** To God Be the Glory, v.1 *PFI ESV Songs 11, Track 9*

**Bible Verse:** John 14:2-6

**Bible Verse Song:** In My Father's House *PFI ESV Songs 11, Track 10*

**Lesson 2 Story of the Saints:** The Case of the Cheeky Chieftess

**TAKING ACTION: Response Activities** (*choose from among these activities*)

**Snack and Discussion Planner:** Stones and Ohelo Berries

**ACTS Prayer:** Prayer Sheet

**Bible Truth Review:** Discussion Questions and Game: Squirrel and Nut

**Bible Truth Hymn:** To God Be the Glory, v.1 *PFI ESV Songs 11, Track 9*  
Song, Sign Language and Song Game: Mimic Me! **PFI ESV Songs 11 BOOK or ONLINE**

**Bible Verse Review:** John 14:2-6 Discussion Sheet and Game: Forceball

**Bible Verse Song:** In My Father's House: John 14:2-6 *PFI ESV Songs 11, Track 10*  
Song, Sign Language and Song Game: Word Take Away **PFI ESV Songs 11 BOOK or ONLINE**

**Story Review:** Discussion Questions and Game: Ring Toss

**Case Replay, Jr: Drama Activity for Youngest Children** (children do same story actions together)

**Case Replay, Sr: Drama Activity for Most Children** (children re-tell story with individual parts)

**Craft:** Kapi'olani Eating 'Ohelo Berries and Throwing Stones into the Volcano

**VIPP (Very Important Prayer Person) Prayer Time:** Coloring Sheets (back of book) & Game: Picture Run

**TAKING IT HOME: Take Home Sheet for Review and Family Devotions**

**PFI Pronto:** Bible Truth 2, Lesson 2 **PFI ESV Prontos 11 BOOK or ONLINE**

**The Case of the Cheeky Chieftess**

by Connie Dever

**Our story is called:****The Case of the Cheeky Chieftess.****As you listen to the story, see if you can figure out:**

1. Who was the Cheeky Chieftess?
2. What did she do that was cheeky? What did this show to her people? ("Cheeky" means to do something bold and rebellious.)

This story is not in the Bible. It is a true story about God's people obeying Jesus' command to spread the good news of salvation to the whole world. It takes place around 1815 in Hawaii.

The Hawaiian Islands are a very, very beautiful group of islands in the Pacific Ocean. There are many beautiful flowers and birds. And mountains made from erupting volcanoes rise high above the sparkling, clear ocean that crashes in thunderous waves on the shores of white sand beaches.

But as beautiful as everything looked in Hawaii, not everything was wonderful. The people were trapped in fear of idols carved out of stone and wood. They believed the spirits of those idols would harm them, if they did not worship them. Coconuts, bananas, hogs and many other things, they offered to these fake gods, who they believed controlled their happiness.

They were especially fearful of the passionate, ill-tempered goddess Pele. Pele, they believed, was the volcano goddess and lived in the mighty volcano Kileaua. They believed that she caused the volcano to spew out fiery lava and ash on anyone who did not give her proper offerings or respect. Anyone who did not climb up to Haema'uma'u caldera (a caldera is the mouth of the volcano where lava can come out) on Kileaua and offer her some of the juicy "ohelo" bush berries that grew on the mountain slopes and say:

"E Pele, eia ka 'ohelo 'au;

(Oh, Pele, here are your branches)

e taumaha aku wau 'ia 'oe (I offer some to you)

e 'ai ho'i au tetahi (some I also eat)," fearing she would send lava from the volcano to fall on them and their village, if they did not.

How sad it was that the people lived in fear of Pele, who was nothing but a pretend goddess of stone! How sad that they did not know about the true God and

about Jesus, who was the only way to be saved from their sins! Did God care about the Hawaiian people? Did He want them to know the way to be saved? Yes, He did. And five thousand miles away, in Connecticut in the United States, God was preparing people to go and tell them.

A young man, with tanned skin and jet black hair, stood up before a crowded church of people. "Aloha! Greetings!" he said with a smile. "I am Obookiah. I come from Hawaii. I am here to ask your help. You may have heard what a beautiful land Hawaii is, but its people are in terrible bondage to idols. Hawaii gods: they are wood; they burn. I want to go home, put them in a fire, and burn them up. They do not see, they do not hear, they do not do anything! We make them with our hands. Yet my people live in terror of these gods, especially Pele the volcano goddess. My people make many sacrifices to these idols. They even sacrifice people to them! They do not know Iesu Kristo (Jesus Christ) or the Bible. They do not even have a written language or know how to read. They know nothing of the way to be saved. They are dying in their sins!"

"I, too, would still be there living in fear of those gods, never having heard of Jesus. But God in His great mercy brought me to America where kind men told me about Him. I have found forgiveness from my sins through Jesus," Obookiah told them.

"Does God care about the Hawaiian people? Does He want them to know the way to be saved? Yes, He does! It is too much for me to stay here, while my people in Hawaii are dying without Him. They need to know the way to God!

"Who will help me? Who will come with me to Hawaii and tell my people about Iesu Kristo?" Obookiah asked

**Story-telling Tips**

Ahead of time:

1. Read the Bible verses and story. Pray!
2. Create story cue cards on index cards (or highlight text).
3. Practice telling story dramatically, timing your presentation. Shorten, if necessary to fit your allotted time.
4. Decorate area with story props that help bring your story alive.

During your presentation:

1. Maintain as much eye contact as possible as you tell the story. Point to/use props at important points in the story. Include the kids in your story with a few questions about what they think will happen or words/concepts that might be new to them.
2. Watch the kids for signs that their attention span has been reached. Shorten, if necessary.

them. "Who will help me give them the Bible and teach them to read? It might be dangerous. They might want to kill us for going against Pele and the other gods of wood and stone, but for Jesus and the Hawaiian people it is worth risking your life!"

Many people heard Obookiah's message and wanted to help. Some said, "We will give money so you can go." Others said, "We will go, if you go with us."

Obookiah made preparations to go. The Hawaiian language had never been written down, so Obookiah made up the Hawaiian alphabet and a beginning reading book. He even began to translate the Bible into Hawaiian. Before long, he would be sailing back to Hawaii and begin teaching his people about Jesus. He wanted them to have God's Word to read themselves. He was so excited!

Then something happened that changed all of Obookiah's plans. Obookiah came down with a terrible sickness called typhoid fever. Day after day, night after night, Obookiah fought the fever, but he got weaker and weaker, until at last, he died.

The news of Obookiah's death spread throughout Connecticut and America. "What! Obookiah's dead? We thought surely he was the one God had chosen to take good news of Jesus to Hawaii. Who will dare go to Hawaii now that Obookiah is not here to take them?"

Did God care about the Hawaiian people? Did He want them to know the way to be saved? Yes, He did. He worked in the hearts of fourteen men and women and gave them courage to go.

"We will go!" said a group of fourteen men and women! "We want the Hawaiians to know Jesus, the only way to be saved. We want them to know how to read so that they can read God's Word for themselves. We are willing to risk our lives to tell them, even without Obookiah," they decided.

So the fourteen brave men and women sailed to Hawaii. They set up a school and a church building and began to tell the Hawaiians about Jesus. "Turn from your idols, turn from Pele. Turn and trust in Jesus. He is the only way to be saved," they told the people.

"What! Turn from our gods and Pele? How can we do that? They will be angry and seek revenge if we don't sacrifice to them," the people said. So very few would

have dared turn from the idols they worshiped and trust in Jesus as their Savior.

But the missionaries knew they must not give up. How would these Hawaiian people know the way to God if they did! So they kept praying and they kept teaching. They needed to keep trusting. They knew God would be faithful. And so He was!

One day the high chieftess Kapi'olani began to come to the missionaries' school. She wanted to learn to read like everyone else. She listened as the missionaries told the class about Jesus. "Turn from your idols, turn from Pele. Turn and trust in Jesus," she heard them say. "He is the only way to be saved." But unlike the other people, when Kapi'olani heard the good news of Jesus, she turned from her sins and believed.

Kapi'olani quickly began to grow as a Christian. God put a great love in her heart for Him, and a great desire for her people to know and love Him, too. "These people will never believe in Jesus until they know that He is more powerful than Pele," she told the missionaries. "I must defy Pele to her face in front of them. Perhaps then they will see that Pele is not goddess at all and turn to Jesus, the only way to be saved," she believed.

"My people," the high chieftess said, "these people have come to tell you about Jesus, the only way to be saved, yet you still fear the island gods of stone and wood. Those gods are no gods at all. Not even Pele, who we have lived in fear of all these years. Follow me up to Haema'uma'u caldera to the place we call the home of Pele. There I will defy Pele and prove to you that she is no goddess at all," she told them.

The people followed Kapi'olani up the lush green trail all the way up to the stark, lifeless top of Kileaua and the Haema'uma'u caldera. There next to the hot, lava-filled mouth of the volcano, Kapi'olani plucked 'ohelo berries off of the branch she held in her hand.. "My people, you know that we are supposed to ask permission and make an offering to Pele before eating any berries from her mountain or she will send lava down, but watch me defy Pele!" And with that Kapi'olani took some of the berries and put them straight in her mouth! If that was not enough, she then picked up stones and threw them deep into the hot lava below as if to stone Pele, herself. The people gasped with horror and cringed, waiting in

horror for Pele's fierce anger to rise up and strike Kapi'olani down with lava. But nothing happened.

"Now my people, do you see?" Kapi'olani said. "Pele is no goddess at all. She is only an idol. Come now; listen to the good news about the true God. Turn to Jesus, the only way to be saved," she urged them.

When the people saw that Pele was powerless, their hearts opened to the good news about Jesus. At last, many turned to Him and were saved.

### Cracking the Case:

**It's time to answer our Case Questions.**

- 1. Who was the Cheeky Chieftess?** Kapi'olani.
- 2. What did she do that was cheeky? What did this show to her people? ("Cheeky" means to do something bold and rebellious.)** She picked some of the special Ohelo berries and ate them without first making a sacrifice. Then she threw stones into the mouth of her volcano. Both of these things, the people believed would cause Pele to erupt with anger. She did this to show them that Pele was no goddess and to help her people turn to faith in Jesus.

### Something for Me and You

**Our Bible Truth is: Jesus is the Only Way to Be Saved**

**Our Bible Verse is: John 14:2-6**

"In my Father's house are many rooms. If it were not so, would I have told you that I go to prepare a place for you? And if I go and prepare a place for you, I will come again and will take you to myself, that where I am you may be also. And you know the way to where I am going." Thomas said to him, "Lord, we do not know where you are going. How can we know the way?" Jesus said to him, "I am the way, and the truth, and the life. No one comes to the Father except through me."

Did you know that there are still so many places in the world where people have not heard about Jesus, where there is no written language or no Bible? How is it that these people will here about Jesus the only way to be saved? It will take more brave men and women like Obookiah, Kapi'olani, and the believers from Connecticut who are willing to risk their lives to tell others about Him.

Let's praise the God Who Saves. Let's ask that He would send out more brave people to tell others about Him. Let's ask Him to work in our hearts, just like He

worked in Kapi'olani's, that we might turn away from our sins and trust Him as our own Savior. Let's ask Him to even make us brave enough to go to tell people in faraway places about Him, if He wants us to.

*Close in prayer.*

### Closing ACTS Prayer

**A** God, we praise You for being the One, True God.

**C** God, we confess that like the Hawaiian people in the story, we are sinners who need to turn away from our sins and trust in Jesus as our Savior. And, confess that many times, like the people of Connecticut, we are scared to tell others the good news of Jesus. We all need Savior!

**T** God, we thank You for sending out people to even our part of the world, that we might know the way to be saved.

**S** God, work in our hearts. Help us to confess our sins, turn away from them and trust Jesus as our own Savior. Help us to tell others about Jesus. Send out Your people to all parts of the world so that those who still have not heard, may hear, repent and believe.

# **ACTS PRAYER ACTIVITY**

Use this sheet to write down your ACTS Prayer

## **Instructions:**

Use this sheet to help the children apply the Bible Truth into a prayer. You can use the ACTS provided or even better, have the kids think of their own applications. Also have the children add their personal requests to the prayer, too. Lead the children in the prayer or let them pray sections, with your help. Never force a child to pray! Non-readers can participate by you whispering a section of the prayer into their ear and allowing them to pray it aloud for the group.

## **ADORATION:**

God, we praise You for being Merciful and being the Provider of the way of salvation for sinners.

God, we praise You for being.....

---

Add your own Adorations:

---

---

---

## **CONFESSION:**

God, we confess that we are all sinners who need You to save us. We can never be acceptable to You on our own. We need Jesus to make the way for us to be saved.

God, we have sinned against You....

---

Add your own Confessions:

---

---

## **THANKSGIVING:**

Thank You, God for sending Jesus to make the way for sinners like us to be saved from our sins.

God, we thank You for...

---

Add your own Thanksgivings:

---

---

## **SUPPLICATION:**

God, work in our hearts. Make us aware of our sins and our need of Jesus to save us. Help us to confess our sins to You and repent of them. Forgive our sins. Help us to trust in Jesus as our Savior. Be our Heavenly Father! Make us Your adopted children who love You and who You will love forever.

God, we need Your help...

---

Add your own Supplication:

---

---

---

---

---

## **SNEAKY SNACK**

Can you figure out how this snack relates to the story?

---

### **Snack: Stones and Ohelo Berries**

Donut hole "stones" and red grapes or raisins (which look like ohelo berries)

This is only a suggestion. Feel free to modify. Be mindful of allergy issues among your children!

**Case Tie-in:** Kapi'olani ate the ohelo berries without offering a sacrifice to Pele. She threw stones down into the crater of Pele's volcano to show that she believed the gospel of Jesus. Pele was no goddess at all. This helped others to believe in Jesus, too.

---

## **SOUL FOOD**

Food for thought during snack time

---

1. What does the snack have to do with the story?

Choose a few questions from the other activity discussion sheets to talk about during this snack time.

2.

---

---

3.

---

---

4.

---

---

5.

---

---

6.

---

---

7.

---

---



Directions: Read and discuss Bible Truth, using a FEW of the questions. Play game. Feel free to modify the game to fit your children.

### **Jesus Is the Only Way to Be Saved**

The Bible tells us that we have all rebelled against God and deserve His punishment for our sins. It tells us that our sins are so great that there is no way that we can ever earn God's forgiveness on our own. None of us can ever save ourselves.

But the good news is that God can! He has provided the way of salvation for sinful people through His Son, Jesus.

Jesus came to earth as a man. He was fully God and fully man. How amazing! He lived a perfect life. He's the only one who has ever done that! On the cross, Jesus offered up His life. He suffered and died as the perfect sacrifice needed for the sins of God's people. On the third day, Jesus rose from the dead, showing that He had completely paid for their sins. Yes! He had won the victory over sin and death for them!

Now all who turn away from living a life of sin (repent) and put their trust in Jesus as their Savior will be forgiven their sins. They will be saved from the punishment for their sins they deserve and will live as God's dearly loved people forever.

### **Understanding the Bible Truth**

1. Who does the Bible tell us has rebelled against God? *All of us.*
2. What do we all deserve because we have rebelled against God? *His punishment for our sins.*
3. Why is there no way we can ever earn God's forgiveness on our own? *Because our sins are so great.*
4. We can't save ourselves, but who can save us? *God can.*
5. How many ways are there to be saved? *Only one.*
6. Why is Jesus the only way for people to be saved? *Because He alone could make the perfect sacrifice needed to pay for sins of God's people.*
7. Why does Jesus please God and no one else does? *Because Jesus lived a perfect life that no sinful human could live. Only a perfect sacrifice would be good enough in exchange for a sinful life.*
8. What did Jesus prove when He rose from the dead, three days after He died on the cross? *That He had completely paid for the sins of God's people and had won the victory over sin and death for them.*
9. What does it mean to repent? *To turn away from living a life of sin and live for God instead.*
10. Whose sins will God forgive? *All those who repent of their sins and trust in Jesus as their Savior.*
11. When someone is forgiven their sins, what are they saved from? *The punishment they deserve from God for their sins.*

### **Bible Verse Connection Question**

1. What does our Bible Truth have to do with our **Bible Verse: John 14:2-6**: "In my Father's house are many rooms. If it were not so, would I have told you that I go to prepare a place for you? And if I go and prepare a place for you, I will come again and will take you to myself, that where I am you may be also. And you know the way to where I am going." Thomas said to him, "Lord, we do not know where you are going. How can we know the way?" Jesus said to him, "I am the way, and the truth, and the life. No one comes to the Father except through me."? *Jesus tells us that He is the Way, the Truth and the Life. He was making the Way for God's sinful people to come to the Father. No one goes to the Father, except through Him. If He did not do this, then no one goes to the Father. He is the Truth: believe in the Father and believe in Him! He is the Life: after this is over, God's people will see Him again. He was going away to prepare a place for them in heaven--His Father's house. He would be going away, but one day He would come back and take God's people to be with Him forever."*

### **Bible Truth Story Connection Questions**

1. How did the Hawaiian people try to keep from being punished for their sins? *By offering sacrifices to the idols they thought were true gods.*
2. How did the Hawaiian people learn to turn to Jesus to forgive their sins instead of Pele and the other idols? *By Kapi'olani's defiance of Pele on top of the volcano.*

**Life Application Questions**

1. What do we do with the sin of our hearts? Do we just try to be better people and earn God's pleasure with good works or do we turn to Jesus for forgiveness of our sins?
2. What is the only way for our sins to be forgiven? What is the only way for us to "go to the Father, to know Him, love Him and have eternal life with Him? *By turning away from our sins, confessing them to God and trusting in Jesus as our own Savior.*
3. Why do Christians always have a reason to be joyful, no matter what? *Because even on the worst of days they know that Jesus has already taken care of their sins and that one day they will get to live with Him forever in heaven.*

**ACTS Questions**

1. What is something we can praise God for because of this Bible Truth?  
*Praise God for being Merciful and providing a way for sinful people to be saved.*
2. What are sins we can confess to God because of this Bible Truth?  
*Confess our sins against God that make us deserving of God's punishment.*
3. What is something we can thank God for because of this Bible Truth?  
*Thank God for sending Jesus to be the way to be saved.*
4. What is something we can ask God for because of this Bible Truth?  
*Ask God to forgive us our sins and help us to trust Jesus as our Savior.*

**The Gospel**

1. Why do people need Jesus to make a way to the Father for them? What is the gospel?  
*God is the good Creator and King of the world. He made people to worship Him and live by His good laws. But we are all sinners who have rebelled against Him. We all deserve death--God's just, eternal punishment for our sins. How terrible! But God has good news for us. In His great mercy, God sent His Son Jesus to earth to save sinners. Yes, Jesus, the perfect Son of God, left His home in heaven and became a man. He lived the perfect life that pleases God. (He's the only one who has ever done that!) He offered it up to God His Father as the perfect sacrifice for sins when He suffered and died on the cross. Then, on the third day, Jesus rose from the dead in victory. He had fully paid for the sins of God's people, so they wouldn't have to! Now all who turn away from their sins and trust in Jesus as their Savior will receive forgiveness of sins and eternal life with God. They will be His very own special people who will know Him and enjoy Him forever. We can be God's people, too, if we turn from our sins and trust in Jesus as our own Savior.*

## Game: Squirrel and Nut

### Materials

Marble

Chairs

Bible Truth Questions

### Preparing the Game

1. Choose 20+ questions for your game from the Bible Truth Discussion Questions, or make up your own.
2. Write the Bible Truth questions on small thin strips of paper (or make a photocopy of the Bible Truth Discussion Questions and simply cut them into strips) and put them in the bag/bowl.

### Playing the Game

Have children seated in chairs in a circle, with their heads down and their eyes closed. "It" is in the middle and is holding the marble. He walks around quietly and chooses someone's lap to drop the marble into. The person who receives the marble jumps up and chases "It" around the circle and tries to tag "It" before "It" gets to the chair and sits down. Either the tagged old "It" or the new "It" gets to choose a question from the bag for the class to answer. Play continues after the question is answered. Be careful about running on slick floors! You may want to ask the children to walking rapidly instead.

Game continues as number of questions, time, and attention span allow.

### Optional TAKING IT TO OTHERS Activity: Quiz Questions

Have the children choose a few of the questions from the game to ask the parents/other children during TAKING IT TO OTHERS time. Help pre-readers by whispering the question in their ear and letting them ask it aloud to the parents/other children. Make sure you read the Bible verse aloud before you ask your questions.

Directions:

1. Write words to song in large print before class.
2. Play the song for the children, helping them follow along on the song sheet.
3. Discuss the song, using a few questions from the discussion sheet. *Don't use them all!*
4. Introduce sign language for key words of your choice from sign language sheet for your song. Use as few or as many as you think the children can learn.
5. Sing and sign the song. Sign language as well as large format lyrics and sheet music are found in the PFI Unit Songbook or online.
6. If desired, play the Song Game.

**Optional TAKING IT TO OTHERS Activity: Presenting and Singing the Song**

1. Sing and sign the song, encouraging the watching children/parents to join in.
2. Ask the class some of the questions listed below. The Bible Truth Connection Question is particularly good to help them understand how the song ties in with the Bible Truth.

**To God Be the Glory**

**Verse 1**

To God be the glory,  
great things He hath done;  
So loved He the world  
that He gave us His Son,  
Who yielded His life

**Refrain:**

Praise the Lord, praise the Lord,  
Let the earth hear His voice!  
Praise the Lord, praise the Lord,  
Let the people rejoice!  
O come to the Father, thro' Jesus the Son,  
And give Him the glory, great things He hath done.

Listen to it on PFI ESV Songs 11, Track 9

**Understanding the Song**

1. What great things has God done that we should glory Him?  
*He has sent His Son Jesus to be the Way for sinners to come to God.*
2. How did God show how much He loved the world?  
*He gave His very own Son to come and suffer a terrible death to pay for the sins of His people.*
3. What does "atonement" mean? *Making peace with someone after being enemies.*
4. What does it mean that Jesus yielded His life as an atonement for sin? *To yield one's life means to give it up. Jesus gave up His life to pay for the sins of His sinful people so that there would be peace between God and them.*
5. What is a lifegate? *A lifegate is a made up word that means the way to eternal life with God.*
6. Who may have eternal life?  
*All may go in. Anyone who turns from their sins and trusts in Jesus as the payment for their sins may be saved.*
7. Why should the people rejoice and praise the Lord? *Because Jesus has made the way to the Father.*
8. How do we come to the Father? *Through faith in Jesus the Son's payment for our sins.*

**Bible Truth Connection Question**

1. How does this song relate to our Bible Truth: **Jesus Is the Only Way to Be Saved?**  
*We give glory to God for giving us His Son to be the payment for sins. Sinners could never pay for their sins. Only by Jesus giving up His life in the place of sinners could there ever be a way for them to come to the Father.*

**Story Connection Question**

1. How does this song relate to today's story? *Kapi'olani knew that Jesus was the only Way for her people to be saved. She defied Pele in front of them to show them that it was Jesus, not Pele who was God.*

**Life Application Questions**

1. How can God's people be affected by the message of this song? *Every day, no matter how bad things are, they always have something even greater to thank God for. Jesus has made the Way to the Father so that all who turn and trust in Him can know and enjoy Him forever in heaven.*
2. How can we become God's people? *By turning away from our sins and trusting in Jesus as our Savior.*

**Bible Connection Question**

1. What does this hymn have to do with our Bible Verse: **John 14:2-6**: "In my Father's house are many rooms. If it were not so, would I have told you that I go to prepare a place for you? And if I go and prepare a place for you, I will come again and will take you to myself, that where I am you may be also. And you know the way to where I am going." Thomas said to him, "Lord, we do not know where you are going. How can we know the way?" Jesus said to him, "I am the way, and the truth, and the life. No one comes to the Father except through me."

*Jesus is the only way to the Father. He made the way, the lifegate, for sinful people to be forgiven and have eternal life with God.*

**ACTS Questions**

1. What is something we can praise God for from this hymn?

*Praise God for being so loving to His sinful people that He would send His Son to save them!*

2. What are sins we can confess to God from this hymn?

*That even though we know of God's great love shown to sinful people, that many times we are more excited about a new toy or something fun we get to do than the offer of eternal life through Jesus. Many times we do not give Him the glory, the praise He deserves.*

3. What is something we can thank God for from this hymn?

*We can thank God for sending Jesus to be the lifegate, the way, in which sinful people can be forgiven and can have eternal life with God.*

4. What is something we can ask God for from this hymn?

*That God would work in our hearts that we might turn from our sins and trust Jesus as our Savior. We can ask Him to work in others, too, that we might go through "the lifegate", we might be saved through Jesus.*

**Gospel Question**

1. What is the great thing that God has done for sinners that His people give Him glory for? What is the gospel?

*God is the good Creator and King of the world. He made people to worship Him and live by His good laws. But we are all sinners who've rebelled against Him. We all deserve death--God's just, eternal punishment for our sins. How terrible! But God has good news for us. In His great mercy, God sent His Son, Jesus to earth as a man to save sinners. He lived the perfect life that pleases God. (He's the only one who's ever done that!) He offered it up to God His Father as the perfect sacrifice for sins when He suffered and died on the cross. Then, on the third day, Jesus rose from the dead in victory. He had fully paid for the sins of God's people, so they wouldn't have to! Now all who turn away from their sins and trust in Jesus as their Savior will receive forgiveness of sins and eternal life with God. They will be His very own special people who will know Him and enjoy Him forever. We can be God's people, too, if we turn from our sins and trust in Jesus as our own Savior.*

## **Song Game: Mimic Me!**

### **Materials**

Sign Language  
Song

### **Preparing the Game**

None.

### **Playing the Game**

1. Practice the song and signs until the children know them well. Choose a person to be the leader and let them decide upon an action for everyone to do as they sing the song, such as jump on one foot, etc.
2. Sing the song while doing the chosen action.
3. Select another child to be the leader.
4. If desired, you can choose a different action for different important words in the song, such as jump on one foot when you sing the word "grace", but clap your hands when you sing the word "Jesus". Ask the children the meaning of each of the words before adding in their action.

Game continues as number of questions, time, and attention span allow.

choose a FEW questions for discussion, then choose the game and/or music activity

**Meditation Version: John 14:2-6**

"In my Father's house are many rooms. If it were not so, would I have told you that I go to prepare a place for you? And if I go and prepare a place for you, I will come again and will take you to myself, that where I am you may be also. And you know the way to where I am going." Thomas said to him, "Lord, we do not know where you are going. How can we know the way?" Jesus said to him, "I am the way, and the truth, and the life. No one comes to the Father except through me."

**Alternate Memory/Games Version: John 14:6**

"Jesus said to him, "I am the way, and the truth, and the life. No one comes to the Father except through me."

**Understanding the Bible Verse**

1. Who is speaking in these verses? What did He mean when He spoke of His Father's house? *Jesus. He was talking about heaven.*
2. What does Jesus mean when He says His Father's house has many rooms? *It means God has chosen to save many, many people. One day, they will all live together with Him in heaven.*  
Where did Thomas not understand that Jesus was going? *He didn't understand that Jesus was going to die and go to heaven.*
3. What did Jesus tell Thomas is the way to heaven, where Jesus was going? *Jesus told him that He was the way. He was the one who was making the way to God.*
4. What did Jesus say He was going to do? *To prepare a place for Thomas (and all of God's people) in heaven.*
5. What did Jesus say He would do one day? *Come back to take Thomas (and all of God's people) to be with Him in heaven.*
6. Has Jesus come back for His people yet? When will that happen? *No, He has not come back yet. It will happen when all of God's good plans for this world are complete. No one knows the hour or the day but God.*
7. What does it mean that Jesus is the "Truth"? *It means that everything Jesus has told them, they can believe. They can trust Him and how He says they can come to the Father.*
8. What does it mean that Jesus is the "Life"? *Jesus is the source of eternal life. He is the one who makes it possible for sinful people to know God and live with Him forever.*
9. How do we come to the Father? *Only through Jesus.*
10. Why can we only come to the Father through Jesus? *Because we are sinners and cannot stand in the holy God's presence on our own. Our sins must be forgiven first. Only Jesus provides complete forgiveness of sins through His death on the cross.*

**Bible Truth Connection Question**

1. What does this verse have to do with the **Bible Truth: Jesus Is the Only Way to Be Saved?**

*These are Jesus' words telling us that by turning from our sins and trusting in Him as our Savior is the only way that any of us can be saved. There is no other way to the Father.*

**Story Connection Questions**

1. What does the verse have to do with our story? *Kapi'olani knew that Jesus was the only way to be saved. She wanted her people to know that, too. She defied Pele in front of them all so that they might turn away from the fake gods and turn to Jesus and be saved.*

**Life Application Questions**

1. How can we go to the Father? *Only through Jesus. We must turn away from our sins, confess them to God and trust in Jesus as our Savior.*

**ACTS Questions**

1. What is something we can praise God for from this Bible Verse?

*Praise God for being the Provider of the Way to eternal life with Him.*

2. What are sins we can confess to God from this Bible Verse?

*That we have all turned away from God. We cannot make our way to God on our own because of our sins. We deserve God's punishment! We need a Savior!*

3. What is something we can thank God for from this Bible Verse?

*We can thank God for the wonderful promise of taking all His people to live forever with Him.*

4. What is something we can ask God for from this Bible Verse?

*We can ask God to work in our hearts that we would want to turn away from disobeying Him and trust in this wonderful Jesus as our own Savior. We can ask Him to work like this in others, too.*

**The Gospel**

1. Why did Jesus need to come to make a Way to God? Who can know this Way and be saved? What is the gospel?

*God is the good Creator and King of the world. He made people to worship Him and live by His good laws. But we are all sinners who have rebelled against Him. We all deserve death--God's just, eternal punishment for our sins. How terrible! But God has good news for us. In His great mercy, God sent His Son Jesus to earth to save sinners. Yes, Jesus, the perfect Son of God, left His home in heaven and became a man. He lived the perfect life that pleases God. (He's the only one who has ever done that!) He offered it up to God His Father as the perfect sacrifice for sins when He suffered and died on the cross. Then, on the third day, Jesus rose from the dead in victory. He had fully paid for the sins of God's people, so they wouldn't have to! Now all who turn away from their sins and trust in Jesus as their Savior will receive forgiveness of sins and eternal life with God. They will be His very own special people who will know Him and enjoy Him forever. We can be God's people, too, if we turn from our sins and trust in Jesus as our own Savior.*



## Game: Forceball

### Materials

Bible verse written up in large print so that all can see  
One kick ball or other rubber ball  
Masking tape  
Yard stick

### Preparing the Game

1. Use the tape to mark 2 lines about 3 yards apart.

### Learning the Verse

Some or all of your children may be non- or early readers. Teach the verse in sections, having them say it after you. Repeat a few times. Add clapping or other movement as they say it.

### Directions

1. If desired, lead the children in a discussion of a **FEW** of the most important questions before beginning game.  
2. Explain the game to them as follows:  
Divide the children into two teams and have each team line up behind one of the lines. Players should stand side to side, with legs apart and feet touching. The two teams are facing each other. Have all the children say the verse together. Then, one team rolls (with their hands) the ball to the other team, trying to get it through the other team's legs without being blocked. The defending team cannot move their feet to block the ball. They can only block it with their hands. If the ball gets through their legs, the other team can get 2 points if they can say the verse correctly. If they do not say it correctly, then the defending team can try for 1 point. The defending team then bats the ball and tries to get it through the other team's legs. Give all to other team. Have everyone say verse together, then begin play again. Repeat. The team with the most points wins.

Game continues as time and attention span allow.

### Non-competitive option

This game is difficult to make completely non-competitive. You can, however, not keep track of points.

### Optional TAKING IT TO OTHERS Activity: Quiz Questions

Have the children choose a few of the questions from the game to ask the parents/other children during TAKING IT TO OTHERS time. Help pre-readers by whispering the question in their ear and letting them ask it aloud to the parents/other children. Make sure you read the Bible verse aloud before you ask your questions.

Directions:

1. Write words to song in large print before class.
2. Play the song for the children, helping them follow along on the song sheet.
3. Discuss the song, using a few questions from the discussion sheet. *Don't use them all!*
4. Introduce sign language for key words of your choice from sign language sheet for your song. Use as few or as many as you think the children can learn.
5. Sing and sign the song. Sign language as well as large format lyrics and sheet music are found in the PFI Unit Songbook or online.
6. If desired, play the Song Game.

**Optional TAKING IT TO OTHERS Activity: Presenting and Singing the Song**

1. Sing and sign the song, encouraging the watching children/parents to join in.
2. Ask the class some of the questions listed below. The Bible Truth Connection Question is particularly good to help them understand how the verse ties in with the Bible Truth.

### **In My Father's House**

"In my Father's house are many rooms," Jesus said.

"I go prepare, prepare a place for you.

You know the way."

"Lord, we don't know where You are going," Thomas said to Him.

"Lord, we don't know where You are going,

How can we know the way?"

"I am the Way, I am the Truth, I am the Life," Jesus answered.

I am the Way, I am the Truth, I am the Life," Jesus answered.

No one can come to the Father, except through me."

John Fourteen, two through six.

**Listen to it on PFI ESV Songs 11, Track 10**

## **Song Game: Word Take Away**

### **Materials**

Sign Language Signs and Song  
White board and marker  
Eraser

### **Preparing the Game**

1. Write the words to the song on a white board.

### **Playing the Game**

1. After children have learned the song and signs well, then tell the children that you are going to leave out words from the song (that you've learned signs for) and just do the sign in its place.
2. Have the children help you choose a word to take out. Erase the word from the board. Review the sign the for erased word.
3. Sing the song, trying to remember to NOT sing the word and do only the sign.
4. Continue to take out words until all of the words (with signs) have been taken out.

Game continues as number of questions, time, and attention span allow.

**STORY REVIEW**

Directions: Read and discuss Bible Truth, using a FEW of the questions. Play game. Feel free to modify the game to fit your children.

**General Story Questions**

1. Who did the Hawaiians worship? *Many gods made out of stone and wood, especially Pele.*
2. Why did they fear Pele so much? *Because she was supposed to be the one who sent the fiery lava of the great volcano Kileaua down upon them and their island, if she was displeased with them.*
3. What did they do to keep the idols happy? *Made sacrifices to them.*
4. What did Obookiah tell people in America? *He told them about the great need of his people back in Hawaii to hear the good news of Jesus. He wanted others to come with him and help him tell them the good news of salvation.*
5. Why might it be dangerous to go to Hawaii and tell people about Jesus? *The people might kill them; the journey was a long one, over many, many miles of sea.*
6. What did Obookiah make to get ready to teach the Hawaiian people? *The Hawaiian alphabet, written down for the first time; a beginner reader; and part of the Bible.*
7. What three things did Obookiah want for the Hawaiian people? *A school, a church building and for them to learn about Jesus.*
8. Why didn't Obookiah get to go to Hawaii? *He died of typhoid fever.*
9. Why didn't the people want to go without Obookiah? Why did they go anyway? *Obookiah knew the people and the language. The job would be much harder without him. Besides, the Hawaiian people would see them as complete strangers without Obookiah with them. They might be more likely to kill them.*
10. Why were the Hawaiians scared to turn to Jesus? *They were afraid to stop make sacrifices to their gods, especially Pele. They were afraid of what the gods would do to them.*
11. What important woman became a Christian first? *The chieftess, Kapi'olani.*
12. How did Kapi'olani plan to show the Hawaiian people that Jesus was more powerful than Pele? *She would defy Pele and show the people that nothing would happen.*
13. What did Kapi'olani do to defy Pele? *She ate 'ohelo berries from off the slopes of the volcano without asking first. She threw stones into Kileaua, where Pele was supposed to live—acts of dishonor.*
14. What did the people think about Kapi'olani surviving after defying Pele? *That she must be right: Pele was not a real god at all. They wanted to turn away from the gods and turn to Jesus as their Savior.*

**Bible Truth Connection Questions**

1. What does this story have to do with our Bible Truth? *Kapi'olani knew that Jesus was the only way to be saved. She wanted her people to know that, too. She defied Pele in front of them all so that they might turn away from the fake gods and turn to Jesus and be saved.*

**Bible Verse Connection Question**

1. What does the story have to do with our Bible Verse: **John 14:2-6**: "In my Father's house are many rooms. If it were not so, would I have told you that I go to prepare a place for you? And if I go and prepare a place for you, I will come again and will take you to myself, that where I am you may be also. And you know the way to where I am going." Thomas said to him, "Lord, we do not know where you are going. How can we know the way?" Jesus said to him, "I am the way, and the truth, and the life. No one comes to the Father except through me." *The fourteen men and women risked their lives to go to Hawaii and tell the Hawaiians about Jesus. They knew that Jesus was the way, the truth and the life. They knew that without Jesus, the Hawaiians would never go to the Father. They would never be saved. So they went and risked all, that these people might hear, repent and believe.*

**Life Application Questions**

1. What kind of person does the Lord call to go to tell other people about Jesus? *All of His disciples. All Christians.*
2. How can we become one of Jesus' disciples? *We must turn away from our sins, confess them to God, and trust in Jesus as our own Savior.*

**ACTS Questions**

1. What is something we can praise God for being that we learned in our story?

*Praise God for being the One, True God.*

2. What is something we can confess as sin that we learned in our story?

*Confess that like the Hawaiian people in the story, we are sinners who need to turn away from our sins and trust in Jesus as our Savior. And, confess that many times, like the people of Connecticut, we are scared to tell others the good news of Jesus.*

3. What is something we can thank God for that we learned in our story? *We can thank God for sending out people to even our part of the world, that we might know the way to be saved.*

4. What is something we can ask God for that we learned in our story?

*We can ask God to work in our hearts, helping us to turn away from our sins and trust Jesus as our own Savior. We can ask Him to help us to tell others about Jesus. We can ask Him to send out His people to all parts of the world so that those who still have not heard, may hear and believe.*

**The Gospel**

1. What is the good news of Jesus that Obookiah and Kapi'olani came to believe and longed to share with the other Hawaiians? What is the gospel?

*God is the good Creator and King of the world. He made people to worship Him and live by His good laws. But we are all sinners who have rebelled against Him. We all deserve death--God's just, eternal punishment for our sins. How terrible! But God has good news for us. In His great mercy, God sent His Son Jesus to earth to save sinners. Yes, Jesus, the perfect Son of God, left His home in heaven and became a man. He lived the perfect life that pleases God. (He's the only one who has ever done that!) He offered it up to God His Father as the perfect sacrifice for sins when He suffered and died on the cross. Then, on the third day, Jesus rose from the dead in victory. He had fully paid for the sins of God's people, so they wouldn't have to! Now all who turn away from their sins and trust in Jesus as their Savior will receive forgiveness of sins and eternal life with God. They will be His very own special people who will know Him and enjoy Him forever. We can be God's people, too, if we turn from our sins and trust in Jesus as our own Savior.*

## Game: Ring Toss

### Materials

Pre-made Ring toss board and rings

OR

Large piece of cardboard, popsicle sticks, and a child's plastic bracelet

Paper and marker

Masking Tape

20+ Story Review Questions and other story review questions

### Preparing the Game

1. Choose 20+ questions for your game from the Story Review Discussion Questions, or make up your own.
2. Set up the ring toss board; or, cut a triangle shape from the cardboard and stick popsicle sticks into the board and assign point values for different sticks

### Playing the Game

Divide the children into two teams and have them line up at the throw line. Ask a child to come up to the throw line and toss the ring onto the board. Each child gets three tries, adding up the total points from all three tries. The leader then reads a Story Review question. If the child answers it correctly by himself, it is worth the number of points he scored from the ring toss. If he has another team member help him, it's worth half the point value. If he cannot answer it correctly, it goes to the other team with half points for a correct answer. Play resumes as the first player from the other team takes a turn tossing.

Play continues until each child has a turn, as Story Review questions last; or as time and attention span allow.

Tip: You might find that this game works best with the board laying flat on the floor rather than standing up and tilted.

### Non-competitive Option

Don't split into teams. Set a target point value for the children to reach together. Tell the children that they are going to work together and see how many turns it takes to reach the target point value. Have the children take turns toss the ring for points. Read a question for everyone to work together to answer. If the group gets it right, then they get to keep the points. Keep track of how many turns it takes to reach the target point value. Replace all of the sticky pads and play again, seeing if the group can make the target in less turns.

### Optional TAKING IT TO OTHERS Activity: Quiz Questions

Have the children choose a few of the questions from the game to ask the parents/other children during TAKING IT TO OTHERS time. Help pre-readers by whispering the question in their ear and letting them ask it aloud to the parents/other children.

**CASE REPLAY ACTIVITIES**

Use this guide to review the Case Story and act it out for others to enjoy!

**CASE REPLAY, JR: YOUNGEST CHILDREN**

**Description:** The children will act out the story together, everyone doing the same action/sound effect at the same time. This activity is most suitable for kindergarteners.

**Materials**

The Case RePlay, Jr. script for younger children

**Preparation**

1. Read through the script and write in the blanks along the side possible actions/sound effects the children could do to act it out.

**Instructions**

1. Tell the children that they will be re-enacting the story together as you tell it.
2. As you read the script, lead the children in actions/sound effects to do with you.
3. If desired, you can read the script and stop at certain sentences and ask them what a good action/sound effect would be to act out what you just read.
4. Repeat the re-enactment one or two times more.

**CASE REPLAY, SR: OLDER CHILDREN**

**Description:** The children act out the story as a three-scene play. You will narrate it using the Case RePlay, Sr. script and they will act it out (no spoken words, for the most part), with each child assuming a different character's role. This activity is most suitable for first grade and up. You will review the story, then practice it a few times before performing it for others.

**Materials**

The Case RePlay, Sr. script  
White board or other large format paper  
Costumes and props

**Preparation**

1. Prepare for the play by choosing costumes and props for each character in the story. Decorate the area with any scenery props.
2. Write the words "Beginning," "Middle," "End" on a large piece of paper/whiteboard with plenty of space under each heading. You will use this paper to help the children think about the story as a three-scene play, as it is presented in the script.

**Instructions**

1. Tell the children that they will get to act out the story as a three-scene play, with a beginning, middle and end section. Tell them that before they can act it out, they need to think it out. as you narrate it with your script.
2. Take the children's answers as they recount the story, helping them put key incidents in the right order.
3. If desired, when they have filled in their Beginning, Middle, End, read through your whole (real) script, so they hear exactly what you will have them act out.
4. Then tell the children that it's time to practice acting out the story.
5. Assign parts to each child. If you are using costumes, do NOT give them out at this point. They will be a distraction.
6. Have all the children sit on the floor or in chairs on one side of the "stage," then call the characters up in place as their part in the story comes.
7. As you read the script, guide the children in where you want them to move or do to act it out.
8. After going through the whole script once, give out any costumes and props and act out the script once or twice more.

**Optional TAKING IT TO OTHERS Activity: Re-enacting the Story**

Read the script as the children act out together (younger) or assuming different roles (older) as the other children or the parents watch.

**CASE REPLAY, JR--YOUNGER KIDS (KINDERGARTEN) P.2**

Welcome to our play! The name of our story is: The Case of the Cheeky Chieftess.

Our story takes place around 1815 in Hawaii.

And now we present: "The Case of the Cheeky Chieftess."

**Scene 1:**

The Hawaiian people lived in fear of their stone and wood idols, especially Pele the volcano goddess. They offered pigs, coconuts, bananas and more as sacrifices in hopes of keeping her happy. But God did not want these people to live like this. He wanted them to know Him. He wanted them to believe in Jesus, the only way to Him. He used Obookiah, a young Hawaiian man to tell the people of America about his people and ask their help in taking the gospel to them. Many people gave money or offered to go with Obookiah to Hawaii to help them read, give them a Bible and tell them about Jesus. Obookiah got typhoid fever and died before he could go to Hawaii.

**Actions:**

---

---

---

---

---

---

---

---

---

---

---

---

---

---

---

---

---

---

---

---

---

---

---

---

---

---

---

---

---

---

**Scene 2:**

Fourteen people decided to go to Hawaii, even without Obookiah. They built a school and a church building. The Hawaiians came to the school to learn to read and hear about the Bible and Jesus, but many were too scared to not sacrifice to their gods, especially Pele. Kapi'olani, the high chieftess, went to the school and became a Christian. She knew the people needed to see that Jesus was stronger than Pele and she invited the people to watch her defy Pele.

**Scene 3:**

The people followed Kapi'olani up to Haema'uma'u caldera and watched as she did not offer Pele berries before eating them; and, as she threw stones into the mouth of the volcano, Pele's home. When they saw that Pele did not do anything to her, many believed in Jesus.

**Bible Truth Tie-In:**

The Bible Truth we are learning is: **Jesus Is the Only Way to Be Saved.** Obookiah longed for his people to be freed from the worship of idols and turn to Jesus, the only way to be saved.

## **CASE REPLAY, SR--OLDER KIDS (1ST GRADE AND UP) P.3**

Welcome to our play! The name of our story is called: The Case of the Cheeky Chieftess.

Our story takes place around 1815 in Hawaii.

The characters in our story are: the Hawaiian people; Obookiah; the people of Connecticut; Fourteen missionaries; and, Kapi'olani.

And now we present: "The Case of the Cheeky Chieftess."

### **Scene 1: (Beginning)**

The Hawaiian people lived in fear of their stone and wood idols, especially Pele the volcano goddess. They offered pigs, coconuts, bananas and more as sacrifices in hopes of keeping her happy. But God did not want these people to live like this. He wanted them to know Him. He wanted them to believe in Jesus, the only way to Him. He used Obookiah, a young Hawaiian man to tell the people of America about his people and ask their help in taking the gospel to them. Many people gave money or offered to go with Obookiah to Hawaii to help them read, give them a Bible and tell them about Jesus. Obookiah got typhoid fever and died before he could go to Hawaii.

### **Scene 2: (Middle)**

Fourteen people decided to go to Hawaii, even without Obookiah. They built a school and a church building. The Hawaiians came to the school to learn to read and hear about the Bible and Jesus, but many were too scared to not sacrifice to their gods, especially Pele. Kapi'olani, the high chieftess, went to the school and became a Christian. She knew the people needed to see that Jesus was stronger than Pele and she invited the people to watch her defy Pele.

### **Scene 3: (End)**

The people followed Kapi'olani up to Haema'uma'u caldera and watched as she did not offer Pele berries before eating them; and, as she threw stones into the mouth of the volcano, Pele's home. When they saw that Pele did not do anything to her, many believed in Jesus.

### **Bible Truth Tie-In:**

The Bible Truth we are learning is: **Jesus Is the Only Way to Be Saved.** Obookiah longed for his people to be freed from the worship of idols and turn to Jesus, the only way to be saved.



## **Kapi'olani Eating 'Ohelo Berries and Throwing Stones into the Volcano**

### **Description**

The children will make a picture of Kapi'olani eating berries and throwing stones into the volcano using markers and craft sand.

### **Materials**

Patterns of pictures

Card stock

1 paper fastener per child

Craft sand in "volcano" colors: red, orange, yellow, brown, black, green

Markers or colored pencils

Craft Glue

Cookie sheets or trays

### **Preparing the Craft**

1. Use the patterns to print out a copy of all the pictures for the children.
2. For younger children, you may want to cut out the parts for them. Older children can do this themselves.
3. Punch hole in Kapi'olani, the lever and the picture.
4. Make a sample for the children to see.

### **Making the Craft**

1. Show children your sample.
2. Have the children decorate their volcano picture using the craft sand and glue. The best technique is to designate a tray for each color sand. Have the children glue a particular section, choose a color sand, sprinkle it on, then let the excess flow back onto the tray.
3. Have the children color in the rocks, berries and Kapi'olani with the markers/colored pencils. Glue the rocks and berries into Kapi'olani's hands
4. Attach Kapi'olani to the picture by sticking the paper fastener through her, then the volcano picture, then the lever (the lever should be on the back side of the picture. Secure the fastener.
5. Show children how to tip up Kapi'olani so she throws the rocks into the volcano.

### **Optional TAKING IT TO OTHERS Activity: Craft Presentation**

If you are presenting the craft to other children or parents the children can hold up their crafts (or your model craft) and read their Bible Truth Connection answers to explain the importance of the craft.

**CASE CRAFT****Discussion Guide****Instructions:**

As the children are settled into making their craft, ask them these questions to help them understand the craft's significance. Use the answers provided to guide the children's answers.

**Discussion Questions**

1. Where did our story take place? *In Hawaii.*
2. What did the Chieftess Kapi'olani do that was so daring? *She defied the fierce god Pele by eating 'Ohelo berries and throwing stones into the volcano, Kileaua.*
3. Why did she do this?  
*To show the people that Jesus was the only way to God. The Hawaiian gods were no gods at all.*
4. What is Bible Truth that we are learning?  
*Jesus Is the Only Way to Be Saved.*
5. What does our craft have to do with our Bible Truth: Jesus Is the Only Way to Be Saved?  
*Chieftess Kapi'olani no longer feared Pele because she knew that Jesus was the Way to God. She wanted her people to turn from their sins and trust in Him, too.*
6. What can our craft help us remember?  
*God's people do not have to fear the same things they feared before they became Christians. They know who is the One, True God. He will be with them. He will help them to show others that Jesus is the only way to be saved.*


**TAKING IT TO OTHERS****Craft Presentation****Instructions:**

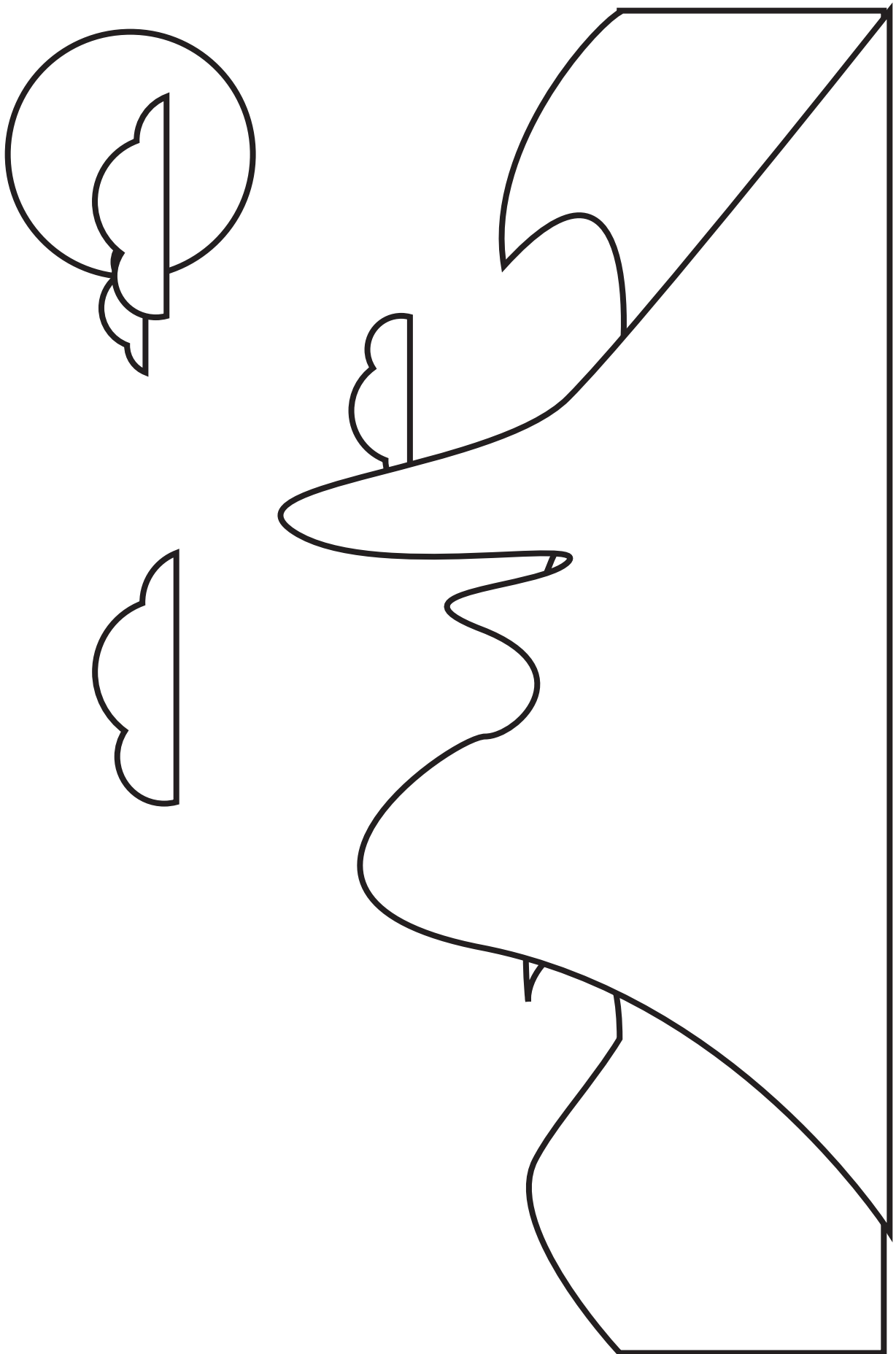
Have children hold up your model craft/their crafts. Choose five children (or you say) the five sections below to explain the craft's importance.



**Presentation:**

1. Our craft is: Kapi'olani Eating 'Ohelo Berries and Throwing Stones into the Volcano.
2. At the Haema'uma'u caldera, Chieftess Kapi'olani defied the fierce god Pele by eating 'Ohelo berries and throwing stones into the volcano, Kileaua to show the people that Jesus was the only way to God. The Hawaiian gods were no gods at all.
3. Our Bible Truth is: Jesus Is the Only Way to Be Saved.
4. Chieftess Kapi'olani no longer feared Pele because she knew that Jesus was the Way to God. She wanted her people to turn from their sins and trust in Him, too.
5. Our craft can help us remember that God's people do not have to fear the same things they feared before they became Christians. They know who is the One, True God. He will be with them. He will help them to show others that Jesus is the only way to be saved.

Note: Even non-readers can participate in presenting the craft, if you will whisper what they are to say in their ear and let them say it aloud for the others to hear.









**BEFORE CLASS:****1. PICK YOUR PERSON**

VIPPs can be anyone in your church! Typically, they fall into 6 categories: Church staff, Elders, Deacons/deaconesses, Special Volunteers (people who aren't paid, but spend a lot of time helping out in particular ways), Supported Workers (aka missionaries), and Church Members.

**2. GATHER YOUR FACTS**

Use the VIPP Information Sheet to write down the facts about your VIPP. The information on this worksheet is used in the VIPP activities, listed in the "Choose an Activity" section below.

**DURING THE ACTIVITY:****1. INTRODUCE YOUR VIPP**

Introduce your VIPP to the children, using the VIPP Information Sheet. Fill in a set of VIPP Clue Cards with the information for your VIPP. If desired, you can even have the actual person come into class for the children to meet.

Need help describing what someone does for the church in a kid-friendly way? Check out the list of common VIPPs on the Praise Factory website in the PFI resources. There are lots of kid-friendly descriptions for common VIPP's, such as pastors, elders, deacons and a lot more.

**2. PRAY!**

Lead the children in praying for the VIPP. Ask the children if they would like to pray for one of the VIPPs prayer requests. Even non-readers can pray for the VIPP if you whisper the prayer request in their ear, then let them say it aloud. Never force a child to pray!

**3. CHOOSE AN ACTIVITY**

There are two activities you can use to help the children learn about the VIPP:

**VIPP Clue Cards:** These are nine coloring sheets in which children fill in the nine things they learn about the VIPP from the VIPP Information Sheet. Photocopy a set of each child. Use as few or as many of these Clue Cards as you desire. They are found in the back of this book.

**VIPP Game:** This is a game that uses a set of Clue Cards for one or two VIPPs.

Choose a VIPP and fill in his/her information on the VIPP Information Sheet. Fill in a set of VIPP Clue Cards with the information for your VIPP. Tell the children about the VIPP, having them fill in the VIPP Clue Cards with the key facts as they learn them. Write any words the children need to write on a white-board or other piece of paper so they can see how to spell them. Help younger children write these words on their clue cards. Ideas for how to tell the children about many common VIPPs are listed at [praisefactory.org](http://praisefactory.org) with the resources for this Bible Truth.

**Optional TAKING IT TO OTHERS Activity: Introduce and Pray for the VIPP**

If you are presenting the VIPP to other children or parents you can assign children to hold up the 10 clue cards and say what each card tells about the VIPP. (Or, you can have the children hold them up as you tell what each one means.) Then lead the children in praying for the VIPP.

## Game: Picture Run

### Materials

Information for two VIPPs

2 Sets of Clue Cards

Tape

Different color construction paper for each picture.

### Preparing the Game

1. Fill in one set of clue sheets for each VIPP you are using.
2. Put all the Clue Cards in a bag, except for the ones with the names and pictures of the VIPPs.
3. Use tape to put up the pictures of each VIPP on a piece of construction paper. Tape each up in a different location/wall around the room.

### Playing the Game

**Reveal:** Tell the children about the VIPPs, showing them your filled-in clue cards as you tell about them.

**Review:** Put the Clue Cards for the VIPPS put in a bag. Mix up. Have children stand together in middle of the room. Tell them that you will pull out a clue card, show it to them, and they are to run to the picture of the person who it belongs to. Give them the answer after everyone has run to their guessed person. Continue until all clues have been used up. (If you have a slick floor, you may want to avoid running. Make it fun by giving them a different way to go to each picture, such as skip or hop.)



**VIPP INFORMATION SHEET**

**VIPP NAME:**

\_\_\_\_\_

**WHAT VIPP LOOKS LIKE**

Man or Woman? \_\_\_\_\_

Hair color? \_\_\_\_\_

Eye color? \_\_\_\_\_

**FAVORITE ANIMAL**

\_\_\_\_\_

\_\_\_\_\_

**FAVORITE FOOD**

\_\_\_\_\_

\_\_\_\_\_

**FAVORITE FREE TIME ACTIVITY**

\_\_\_\_\_

\_\_\_\_\_

**WHAT VIPP DOES DURING WEEK**

\_\_\_\_\_

\_\_\_\_\_

\_\_\_\_\_

\_\_\_\_\_

**VIPP GROUP OF SERVICE:**

Church Member

Deacon

Elder

Church Staff

Special Volunteer

Supported Worker  
(Missionary)

**3 WAYS VIPP SERVES CHURCH**

\_\_\_\_\_

\_\_\_\_\_

\_\_\_\_\_

\_\_\_\_\_

\_\_\_\_\_

\_\_\_\_\_

\_\_\_\_\_

\_\_\_\_\_

**3 WAYS TO PRAY FOR  
THE VIPP**

\_\_\_\_\_

\_\_\_\_\_

\_\_\_\_\_

\_\_\_\_\_

\_\_\_\_\_

\_\_\_\_\_

\_\_\_\_\_

\_\_\_\_\_



## **BIBLE TRUTH 2, LESSON 3: PLANNER/OVERVIEW**

**GETTING STARTED: Welcome and Opening Songs** (*introduce unit and get kids moving with these songs*)

**Welcome to Praise Factory:** PFI: Praise Factory Investigators Theme Song *PFI ESV Songs 11, Track 1*

**Rules to Help Us Worship God and Love One Another:** WoGoLOA Classroom Rules Song  
*PFI ESV Songs 11, Track 2*

**Big Question Under Investigation:** Big Question 11 Songs *PFI ESV Songs 11, Tracks 3,4*

**Big Question Bible Verse:** Romans 6:23 Song: *PFI ESV Songs 11, Track 5*

**DIGGING DEEP DOWN: Key Concept and Story** (*introduce the Bible Truth and tell the related story*)

**Bible Truth 2:** Jesus Is the Only Way to Be Saved

**Bible Truth Hymn:** To God Be the Glory, v.1 *PFI ESV Songs 11, Track 9*

**Bible Verse:** John 14:2-6

**Bible Verse Song:** In My Father's House *PFI ESV Songs 11, Track 10*

**Lesson 3 Old Testament:** The Case of the Light for the Unlikely *Genesis 22:18; Isaiah 54:6; Acts 1*

**TAKING ACTION: Response Activities** (*choose from among these activities*)

**Snack and Discussion Planner:** Rods that Hurt, Tongues that Praised God

**ACTS Prayer:** Prayer Sheet

**Bible Truth Review:** Discussion Questions and Game: Circle and Cross

**Bible Verse Review:** Romans 8:31-32,35,38-39 Discussion Sheet and Game: Frisbee Toss

**Bible Verse Song:** In My Father's House We Have No Sin: John 14:2-6 *PFI ESV Songs 11, Track 10*  
Song, Sign Language and Song Game: Sign It, Say It, What Does It Mean?

**Bible Verse Song:** And Now, Lord: Acts 4:29,31 *PFI ESV Songs 11, Track 17*  
Song, Sign Language and Song Game: Pass the Secret Sign **PFI ESV Songs 11 BOOK or ONLINE**

**Story Review:** Discussion Questions and Game: Balloon Volleyball

**Case Replay, Jr: Drama Activity for Youngest Children** (children do same story actions together)

**Case Replay, Sr: Drama Activity for Most Children** (children re-tell story with individual parts)

**Craft:** Paul and Silas Beaten and in Stocks

**VIPP (Very Important Prayer Person) Prayer Time:** Coloring Sheets (back of book), Game: Crabbin' Around

**TAKING IT HOME: Take Home Sheet for Review and Family Devotions**

**PFI Pronto:** Bible Truth 2, Lesson 3 **PFI ESV Prontos 11 BOOK or ONLINE**

**The Case of the Light for the Unlikely** *Genesis 22:18; Isaiah 54:6; Acts 1* by Connie Dever

**Our story is: The Case of the Light for the Unlikely.**

**As you listen to the story, see if you can figure out:**

1. Who was the Light? Why was He called the Light?

2. Who were Likely People to receive Him and who were the Unlikely People to receive Him? What did both kinds of people need to do to receive the Light?

This story starts out in Old Testament times, thousands of years before Jesus lived on earth.

"If you will obey me and keep my covenant, you will be my treasured possession among all peoples, for all the earth is mine," the LORD promised the people of Israel on Mt. Sinai. And hadn't He shown them already just how precious they were to Him? He had just sent Moses to rescue them from slavery under the mighty Egyptians. He had just protected them from the Egyptian soldiers with a great pillar of cloud, and even parted the Red Sea for them escape unharmed. He had given them His good laws and made a solemn covenant promise to always love and care for them. He was giving them the beautiful land of Canaan to live in and enjoy as their very own. Oh, to be an Israelite! To be God's treasured possession! This was certainly a promise they could trust!

But what about the rest of the world? All the rest of those people, whom the Israelites lumped together under one big word: Gentiles. Did God really not care about them? Sometimes the Israelites acted as if God didn't, even though He had told them otherwise. "I'm going to bless all nations through a child that come through you and your family, the Israelites," the LORD had told Abraham. Who would that child be? The Messiah, Jesus, to save them from their sins.

Through Isaiah, God told the Israelites what He would do through Jesus: "It is too small a thing for the Messiah, the Savior Jesus, to save only My people from the nation of Israel. I will also make him a light for the Gentiles, that he may bring my salvation to the ends of the earth." (adapted from Isaiah 54:6)

Yes. Israel was special. But Israel was just a beginning, just a part of God's one, big plan to save a countless number of people from every nation of the world. God was using them to bring the blessing of salvation to all the people of the world, for Jesus the Messiah, the

Savior, would come from Israel.

Some Gentiles came to saving faith even before Jesus came. We know a few of their stories. There was Rahab from Jericho that helped the Israelites sent to spy on her city of Jericho. And Ruth, who would be the grandmother of great King David. There were others, too. These few Gentiles looked forward in faith to the day God would send His Savior.

At last, Jesus did come. He was fully God and fully man. He lived a perfect life, then offered it up on the cross, as the perfect sacrifice for God's people, all who would ever turn from their sins and trust in Him as their Savior. He suffered and died for their sins, then on the third day, He rose up from the dead in victory over sin and death for all of God's people.

"Go into all the world, making disciples and teaching them," Jesus told His disciples, after He rose from the dead. Now, the message of salvation would be spread far and wide. Yes, it was still time for Jesus to be the Savior to any of the Israelites who trusted in Him as their Savior. But even more, Jesus was going to be the light for the Gentiles, as His disciples took the good news of salvation through Jesus to the them. So out and away the disciples went. First just to nearby cities, then to places farther and farther away.

Three believers, Paul, Silas and Luke, traveled by sea and land to a country called Macedonia, sharing the good news of Jesus as they went. One day they came to the great city of Philippi. Philippi was one of most important cities of all of Macedonia. The Roman Emperor had even made it a Roman colony! Merchants and traders came to Philippi bringing their goods from the nearby port to sell and many Roman soldiers came there to settle down and live after retiring from the

**Story-telling Tips**

Ahead of time:

1. Read the Bible verses and story. Pray!
2. Create story cue cards on index cards (or highlight text).
3. Practice telling story dramatically, timing your presentation. Shorten, if necessary to fit your allotted time.
4. Decorate area with story props that help bring your story alive.

During your presentation:

1. Maintain as much eye contact as possible as you tell the story. Point to/use props at important points in the story. Include the kids in your story with a few questions about what they think will happen or words/concepts that might be new to them.
2. Watch the kids for signs that their attention span has been reached. Shorten, if necessary.

army. There were temples to the Roman gods and even a coliseum for gladiator shows and Olympic games. How wonderful it would be for these people to hear the message of Jesus!

“Repent, believe, trust in Jesus and live! He is the only way to be saved from your sins.” Paul told a group of people gathered for prayer by the Gangites River outside the city. These were people who heard of the Lord God and believed in Him, but had never heard about Jesus.

“Long ago, Paul told them, “The LORD spoke through the prophet Isaiah about Jesus, the coming Messiah. He told them, ‘It is too small a thing for you to be my servant to restore the tribes of Jacob and bring back those of Israel I have kept. I will also make you a light for the Gentiles, that you may bring my salvation to the ends of the earth.’ We have come to tell you about that Savior, Jesus Christ, that you might trust in Him as your Savior.” Paul’s message was eagerly accepted and many were baptized that day.

Paul and Silas rejoiced to see so many accept Jesus as their Savior, but Satan, God’s great enemy, was not. Before long, big trouble was brewing for Paul and Silas. Angry men stirred up a crowd against them. City officials arrested Paul and Silas, beaten with rods and thrown into jail.

“Guard these men carefully,” the city officials ordered the jailer. So he put them in the inner cell-- and fastened their feet in the stocks.

“What are these men in trouble for?” the jailer wanted to know.

“For trying to turn the people away from the Roman gods to another foreign god named Jesus who they claim to be the way to be saved!” he was told.

How the metal of the stocks must have cut into Paul and Silas’ legs! How stiff their bodies must have been from being beaten! But Paul and Silas didn’t grumble or complain. Instead they sang praises to God, long into the night. They knew that Jesus really was the way to be saved. He was worth suffering for, even dying for. They were grateful to God for being allowed to suffer for His name and to get to bring the good news of Jesus, the light to the Gentiles, the one who brought salvation to the nations.

About midnight, Paul and Silas were praying and singing hymns to God, and the other prisoners were listening to them. Suddenly there was such a violent earthquake that shook the prison. At once, the prison doors flew open, and everybody’s chains came loose. The jailer woke up, and when he saw the prison doors open, he drew his sword and was about to kill himself because he thought the prisoners had escaped. He was in a panic! He knew he would be killed if he lost any of them. He would rather kill himself than let someone else do it.

But Paul shouted, “Don’t harm yourself! We are all here!”

What strange men these were! Beaten and imprisoned for sharing about this strange God, Jesus, who they claimed as the way to be saved. Praising Jesus’ name rather than cursing Him for being put in stocks! Then, when given a chance to escape for their lives, they stay where they are and try to keep him from killing himself! Perhaps this foreign god is the true God!” the jailer thought.]

The jailer called for lights, rushed in and fell trembling before Paul and Silas. He then brought them out and asked, “Sirs, what must I do to be saved?”

They replied, “Repent! Trust in Jesus and live! He is the only way to be saved from your sins -- you and your household.” Then they spoke the word of the Lord to him and to all the others in his house. At that hour of the night the jailer took them and washed their wounds; then immediately he and all his family were baptized. The jailer brought them into his house and set a meal before them; he was filled with joy because he had come to believe in God--he and his whole family.

The next day, Paul and Silas were released from prison and sent out of Philippi. Were they heading home after their terrible beating? No, they did not. They headed out for new places to tell others about Jesus. They were stiff, bruised and sore, but they praised God. He was using them to bring the light of Jesus to the Gentiles and salvation to people of another nation, just as He had promised through the prophet Isaiah hundreds of years earlier. God’s one, big plan to save His people from every land was being fulfilled.

**Cracking the Case:**

**It's time to answer our Case Questions.**

**1. Who was the Light? Why was He called the Light?**

Jesus was the Light. A light shines brightly and shows the way. Jesus, the Son of God, came to show what God was like. He not only showed the way for sinners to come to God, but He made the way, Himself.

**2. Who were Likely People to receive Him and who were the Unlikely People to receive Him? What did both kinds of people need to do to receive the Light?**

The people of Israel were the Likely People and the Gentiles (non-Jews) were the Unlikely people. Both Jew and Gentile must confess their sins, turn away from them and trust in Jesus as their Savior, if they are to be saved. This is the only way to God.

**Something For You and Me**

**Our Bible Truth Is:**

**Jesus is the Only Way to Be Saved**

**Our Bible Verse is: John 14:2-6**

"In my Father's house are many rooms. If it were not so, would I have told you that I go to prepare a place for you? And if I go and prepare a place for you, I will come again and will take you to myself, that where I am you may be also. And you know the way to where I am going." Thomas said to him, "Lord, we do not know where you are going. How can we know the way?" Jesus said to him, "I am the way, and the truth, and the life. No one comes to the Father except through me."

What would cause Paul and Silas to praise God for getting to suffer for Him? Only their love for God and their faith that Jesus was really the only way to God. They remembered how Jesus had suffered to pay for their sins and the sins of all who turn and trust in Him. They counted it an honor to suffer so that other might know about Him.

The same message that Paul, Luke and Silas took to Macedonia is the same message we all need to hear and believe: "Repent of your sins, trust in Jesus and live! He is the only way to be saved from your sins."

Let's praise our Saving God who through Jesus made a way for sinners to come to Him. Let's ask Him for work in our hearts, helping us to repent of our sins, and believe in Him, too. Let's ask Him to give us courage to boldly tell others about Him, too, that He might use us in His one, big plan.

*Close in prayer.*

**Closing ACTS Prayer**

**A** God, we praise You for loving people from every land and the fulfiller of Your one, big plan to save them through Jesus.

**C** God, we confess that many times we are not like Paul and Silas. We do not tell other about Jesus who need to hear. We avoid anything that would cause us to suffer, even for Jesus' sake. We need a Savior!

**T** God, we thank You for sending out people to even our part of the world, that we might know the way to be saved.

**S** God, work in our hearts! Help us to turn away from our sins and trust in Jesus as our Savior. Help us to tell others about Jesus. Send out Your people to every part of the world so that those who still have not heard, may hear, repent of their sins, and believe.

**ACTS PRAYER ACTIVITY**

Use this sheet to write down your ACTS Prayer

**Instructions:**

Use this sheet to help the children apply the Bible Truth into a prayer. You can use the ACTS provided or even better, have the kids think of their own applications. Also have the children add their personal requests to the prayer, too. Lead the children in the prayer or let them pray sections, with your help. Never force a child to pray! Non-readers can participate by you whispering a section of the prayer into their ear and allowing them to pray it aloud for the group.

**ADORATION:**

God, we praise You for being Merciful and being the Provider of the way of salvation for sinners.

God, we praise You for being.....

\_\_\_\_\_

Add your own Adorations:

\_\_\_\_\_

\_\_\_\_\_

\_\_\_\_\_

**CONFESSION:**

God, we confess that we are all sinners who need You to save us. We can never be acceptable to You on our own. We need Jesus to make the way for us to be saved.

God, we have sinned against You....

\_\_\_\_\_

Add your own Confessions:

\_\_\_\_\_

\_\_\_\_\_

**THANKSGIVING:**

Thank You, God for sending Jesus to make the way for sinners like us to be saved from our sins.

God, we thank You for...

\_\_\_\_\_

Add your own Thanksgivings:

\_\_\_\_\_

\_\_\_\_\_

**SUPPLICATION:**

God, work in our hearts. Make us aware of our sins and our need of Jesus to save us. Help us to confess our sins to You and repent of them. Forgive our sins. Help us to trust in Jesus as our Savior. Be our Heavenly Father! Make us Your adopted children who love You and who You will love forever.

God, we need Your help...

\_\_\_\_\_

Add your own Supplication:

\_\_\_\_\_

\_\_\_\_\_

\_\_\_\_\_

\_\_\_\_\_

---

## **SNEAKY SNACK**

Can you figure out how this snack ties in with our case?

---

### **Snack: Rods that Hurt, Tongues that Praised God**

Pretzel stick "rods" Paul and Silas were beaten with; red fruit roll up cut like tongues that shared the good news about Jesus and sang praises to God in prison.

This is only a suggestion. Feel free to modify. Be mindful of allergy issues among your children!

**Case Tie-in:** Paul and Silas rejoiced to be taking the light of the good news of Jesus to the Gentiles. They often suffered for telling this good news, but nonetheless, counted it an honor to make the way to God known to these peoples.

---

## **SOUL FOOD**

Food for thought during snack time

---

1. What does the snack have to do with the story?

Choose a few questions from the other activity discussion sheets to talk about during this snack time.

2.

---

---

3.

---

---

4.

---

---

5.

---

---

6.

---

---

7.

---

---



Directions: Read and discuss Bible Truth, using a FEW of the questions. Play game. Feel free to modify the game to fit your children.

### **Jesus Is the Only Way to Be Saved**

The Bible tells us that we have all rebelled against God and deserve His punishment for our sins. It tells us that our sins are so great that there is no way that we can ever earn God's forgiveness on our own. None of us can ever save ourselves.

But the good news is that God can! He has provided the way of salvation for sinful people through His Son, Jesus.

Jesus came to earth as a man. He was fully God and fully man. How amazing! He lived a perfect life. He's the only one who has ever done that! On the cross, Jesus offered up His life. He suffered and died as the perfect sacrifice needed for the sins of God's people. On the third day, Jesus rose from the dead, showing that He had completely paid for their sins. Yes! He had won the victory over sin and death for them!

Now all who turn away from living a life of sin (repent) and put their trust in Jesus as their Savior will be forgiven their sins. They will be saved from the punishment for their sins they deserve and will live as God's dearly loved people forever.

### **Understanding the Bible Truth**

1. Who does the Bible tell us has rebelled against God? *All of us.*
2. What do we all deserve because we have rebelled against God? *His punishment for our sins.*
3. Why is there no way we can ever earn God's forgiveness on our own? *Because our sins are so great.*
4. We can't save ourselves, but who can save us? *God can.*
5. How many ways are there to be saved? *Only one.*
6. Why is Jesus the only way for people to be saved? *Because He alone could make the perfect sacrifice needed to pay for sins of God's people.*
7. Why does Jesus please God and no one else does? *Because Jesus lived a perfect life that no sinful human could live. Only a perfect sacrifice would be good enough in exchange for a sinful life.*
8. What did Jesus prove when He rose from the dead, three days after He died on the cross? *That He had completely paid for the sins of God's people and had won the victory over sin and death for them.*
9. What does it mean to repent? *To turn away from living a life of sin and live for God instead.*
10. Whose sins will God forgive? *All those who repent of their sins and trust in Jesus as their Savior.*
11. When someone is forgiven their sins, what are they saved from? *The punishment they deserve from God for their sins.*

### **Bible Verse Connection Question**

1. What does our Bible Truth have to do with our **Bible Verse: John 14:2-6**: "In my Father's house are many rooms. If it were not so, would I have told you that I go to prepare a place for you? And if I go and prepare a place for you, I will come again and will take you to myself, that where I am you may be also. And you know the way to where I am going." Thomas said to him, "Lord, we do not know where you are going. How can we know the way?" Jesus said to him, "I am the way, and the truth, and the life. No one comes to the Father except through me."? *Jesus tells us that He is the Way, the Truth and the Life. He was making the Way for God's sinful people to come to the Father. No one goes to the Father, except through Him. If He did not do this, then no one goes to the Father. He is the Truth: believe in the Father and believe in Him! He is the Life: after this is over, God's people will see Him again. He was going away to prepare a place for them in heaven--His Father's house. He would be going away, but one day He would come back and take God's people to be with Him forever."*

### **Bible Truth Story Connection Questions**

1. Why were Paul and Silas willing to travel all those miles to Macedonia to tell people about Jesus? *Because they knew Jesus was the only way to be saved. If they didn't go, the people wouldn't hear about Jesus and could not be saved.*
2. Why were Paul and Silas so joyful in prison? *Because they thought about all that Jesus had done for them by taking the terrible punishment for their sins. They counted it an honor to suffer for One who had done so much for them.*

**Life Application Questions**

1. What do we do with the sin of our hearts? Do we just try to be better people and earn God's pleasure with good works or do we turn to Jesus for forgiveness of our sins?
2. What is the only way for our sins to be forgiven? What is the only way for us to "go to the Father, to know Him, love Him and have eternal life with Him? *By turning away from our sins, confessing them to God and trusting in Jesus as our own Savior.*
3. Why do Christians always have a reason to be joyful, no matter what? *Because even on the worst of days they know that Jesus has already taken care of their sins and that one day they will get to live with Him forever in heaven.*

**ACTS Questions**

1. What is something we can praise God for because of this Bible Truth?  
*Praise God for being Merciful and providing a way for sinful people to be saved.*
2. What are sins we can confess to God because of this Bible Truth?  
*Confess our sins against God that make us deserving of God's punishment.*
3. What is something we can thank God for because of this Bible Truth?  
*Thank God for sending Jesus to be the way to be saved.*
4. What is something we can ask God for because of this Bible Truth?  
*Ask God to forgive us our sins and help us to trust Jesus as our Savior.*

**The Gospel**

1. Why do people need Jesus to make a way to the Father for them? What is the gospel?  
*God is the good Creator and King of the world. He made people to worship Him and live by His good laws. But we are all sinners who have rebelled against Him. We all deserve death--God's just, eternal punishment for our sins. How terrible! But God has good news for us. In His great mercy, God sent His Son Jesus to earth to save sinners. Yes, Jesus, the perfect Son of God, left His home in heaven and became a man. He lived the perfect life that pleases God. (He's the only one who has ever done that!) He offered it up to God His Father as the perfect sacrifice for sins when He suffered and died on the cross. Then, on the third day, Jesus rose from the dead in victory. He had fully paid for the sins of God's people, so they wouldn't have to! Now all who turn away from their sins and trust in Jesus as their Savior will receive forgiveness of sins and eternal life with God. They will be His very own special people who will know Him and enjoy Him forever. We can be God's people, too, if we turn from our sins and trust in Jesus as our own Savior.*

## Game: Circle and Cross

### Materials

Beanbags, 1 per child  
Masking Tape  
Bible Truth Questions

### Preparing the Game

1. Choose 20+ questions for your game from the Bible Truth Discussion Questions, or make up your own.
2. Write the Bible Truth questions on small thin strips of paper (or make a photocopy of the Bible Truth Discussion Questions and simply cut them into strips) and put them in the bag/bowl.
3. Tape a circle about 2' in diameter on the floor. Tape a large X in the middle of it.
4. Mark one team's set of beanbags with a small piece of masking tape or other distinguishing mark.

### Playing the Game

Divide the children into two teams, giving the members of each team a beanbag of the same color or marking. Have all the children stand outside of the circle, about 6' back. At your signal, have the children toss their beanbags into the circle, trying to make them land on the taped X. Count up the beanbags for each team that landed on it. That's how many points their quiz question is worth. Choose a question for each team from the bag/bowl. If a team gets it wrong, the question goes to the other team for 1 point, if they can get the correct answer. Gather up the beanbags and continue play.

Game continues as number of questions, time, and attention span allow.

### Non-competitive Option

Set a target number of points for the whole group. Challenge the children to see how many turns it takes score the target number of points. Once the target has been reached, start the game over and see how many turns it takes to reach the target the second time.

### Optional TAKING IT TO OTHERS Activity: Quiz Questions

Have the children choose a few of the questions from the game to ask the parents/other children during TAKING IT TO OTHERS time. Help pre-readers by whispering the question in their ear and letting them ask it aloud to the parents/other children. Make sure you read the Bible verse aloud before you ask your questions.

Directions:

1. Write words to song in large print before class.
2. Play the song for the children, helping them follow along on the song sheet.
3. Discuss the song, using a few questions from the discussion sheet. *Don't use them all!*
4. Introduce sign language for key words of your choice from sign language sheet for your song. Use as few or as many as you think the children can learn.
5. Sing and sign the song. Sign language as well as large format lyrics and sheet music are found in the PFI Unit Songbook or online.
6. If desired, play the Song Game.

**Optional TAKING IT TO OTHERS Activity: Presenting and Singing the Song**

1. Sing and sign the song, encouraging the watching children/parents to join in.
2. Ask the class some of the questions listed below. The Bible Truth Connection Question is particularly good to help them understand how the song ties in with the Bible Truth.

**To God Be the Glory**

**Verse 1**

To God be the glory,  
great things He hath done;  
So loved He the world  
that He gave us His Son,  
Who yielded His life

**Refrain:**

Praise the Lord, praise the Lord,  
Let the earth hear His voice!  
Praise the Lord, praise the Lord,  
Let the people rejoice!  
O come to the Father, thro' Jesus the Son,  
And give Him the glory, great things He hath done.

Listen to it on PFI ESV Songs 11, Track 9

**Understanding the Song**

1. What great things has God done that we should glory Him?  
*He has sent His Son Jesus to be the Way for sinners to come to God.*
2. How did God show how much He loved the world?  
*He gave His very own Son to come and suffer a terrible death to pay for the sins of His people.*
3. What does "atonement" mean? *Making peace with someone after being enemies.*
4. What does it mean that Jesus yielded His life as an atonement for sin? *To yield one's life means to give it up. Jesus gave up His life to pay for the sins of His sinful people so that there would be peace between God and them.*
5. What is a lifegate? *A lifegate is a made up word that means the way to eternal life with God.*
6. Who may have eternal life?  
*All may go in. Anyone who turns from their sins and trusts in Jesus as the payment for their sins may be saved.*
7. Why should the people rejoice and praise the Lord? *Because Jesus has made the way to the Father.*
8. How do we come to the Father? *Through faith in Jesus the Son's payment for our sins.*

**Bible Truth Connection Question**

1. How does this song relate to our Bible Truth: **Jesus Is the Only Way to Be Saved?**  
*We give glory to God for giving us His Son to be the payment for sins. Sinners could never pay for their sins. Only by Jesus giving up His life in the place of sinners could there ever be a way for them to come to the Father.*

**Story Connection Question**

1. How does this song relate to today's story? *Paul and Silas were willing to face beatings and jail in order to tell the Philippians about Jesus, who made the Way for them to come to the Father. Even in prison they praised the Lord for the honor of telling others this good news.*

**Life Application Questions**

1. How can God's people be affected by the message of this song? *Every day, no matter how bad things are, they always have something even greater to thank God for. Jesus has made the Way to the Father so that all who turn and trust in Him can know and enjoy Him forever in heaven.*
2. How can we become God's people? *By turning away from our sins and trusting in Jesus as our Savior.*

**Bible Connection Question**

1. What does this hymn have to do with our Bible Verse: **John 14:2-6**: "In my Father's house are many rooms. If it were not so, would I have told you that I go to prepare a place for you? And if I go and prepare a place for you, I will come again and will take you to myself, that where I am you may be also. And you know the way to where I am going." Thomas said to him, "Lord, we do not know where you are going. How can we know the way?" Jesus said to him, "I am the way, and the truth, and the life. No one comes to the Father except through me."

*Jesus is the only way to the Father. He made the way, the lifegate, for sinful people to be forgiven and have eternal life with God.*

**ACTS Questions**

1. What is something we can praise God for from this hymn?

*Praise God for being so loving to His sinful people that He would send His Son to save them!*

2. What are sins we can confess to God from this hymn?

*That even though we know of God's great love shown to sinful people, that many times we are more excited about a new toy or something fun we get to do than the offer of eternal life through Jesus. Many times we do not give Him the glory, the praise He deserves.*

3. What is something we can thank God for from this hymn?

*We can thank God for sending Jesus to be the lifegate, the way, in which sinful people can be forgiven and can have eternal life with God.*

4. What is something we can ask God for from this hymn?

*That God would work in our hearts that we might turn from our sins and trust Jesus as our Savior. We can ask Him to work in others, too, that we might go through "the lifegate", we might be saved through Jesus.*

**Gospel Question**

1. What is the great thing that God has done for sinners that His people give Him glory for? What is the gospel?

*God is the good Creator and King of the world. He made people to worship Him and live by His good laws. But we are all sinners who've rebelled against Him. We all deserve death--God's just, eternal punishment for our sins. How terrible! But God has good news for us. In His great mercy, God sent His Son, Jesus to earth as a man to save sinners. He lived the perfect life that pleases God. (He's the only one who's ever done that!) He offered it up to God His Father as the perfect sacrifice for sins when He suffered and died on the cross. Then, on the third day, Jesus rose from the dead in victory. He had fully paid for the sins of God's people, so they wouldn't have to! Now all who turn away from their sins and trust in Jesus as their Savior will receive forgiveness of sins and eternal life with God. They will be His very own special people who will know Him and enjoy Him forever. We can be God's people, too, if we turn from our sins and trust in Jesus as our own Savior.*

## **Song Game: Big Voice, Little Voice**

### **Materials**

Song

Sign language signs used in the song printed out onto little cards

Blindfold

### **Preparing the Game**

None.

### **Playing the Game**

1. Practice the song and signs until the children know them well. Then tell them: "Children, we are going hide a sign language sign and see if one of you can find it... with a little help from the rest of us!"
2. Choose someone to be "It" and blindfold them. Choose another child to hide one of the sign language cards. When it's hidden, "It" can remove the blindfold and begin to look.
3. The rest of the children will sing the song in a louder voice when "It" gets closer to the hidden sign and quieter when "It" gets further from the sign.
4. When "It" finds the hidden clue, another "It" is chosen and play begins again.

Game continues as number of questions, time, and attention span allow.

choose a FEW questions for discussion, then choose the game and/or music activity

**Meditation Version: John 14:2-6**

"In my Father's house are many rooms. If it were not so, would I have told you that I go to prepare a place for you? And if I go and prepare a place for you, I will come again and will take you to myself, that where I am you may be also. And you know the way to where I am going." Thomas said to him, "Lord, we do not know where you are going. How can we know the way?" Jesus said to him, "I am the way, and the truth, and the life. No one comes to the Father except through me."

**Alternate Memory/Games Version: John 14:6**

"Jesus said to him, "I am the way, and the truth, and the life. No one comes to the Father except through me."

**Understanding the Bible Verse**

1. Who is speaking in these verses? What did He mean when He spoke of His Father's house? *Jesus. He was talking about heaven.*
2. What does Jesus mean when He says His Father's house has many rooms? *It means God has chosen to save many, many people. One day, they will all live together with Him in heaven.*  
Where did Thomas not understand that Jesus was going? *He didn't understand that Jesus was going to die and go to heaven.*
3. What did Jesus tell Thomas is the way to heaven, where Jesus was going? *Jesus told him that He was the way. He was the one who was making the way to God.*
4. What did Jesus say He was going to do? *To prepare a place for Thomas (and all of God's people) in heaven.*
5. What did Jesus say He would do one day? *Come back to take Thomas (and all of God's people) to be with Him in heaven.*
6. Has Jesus come back for His people yet? When will that happen? *No, He has not come back yet. It will happen when all of God's good plans for this world are complete. No one knows the hour or the day but God.*
7. What does it mean that Jesus is the "Truth"? *It means that everything Jesus has told them, they can believe. They can trust Him and how He says they can come to the Father.*
8. What does it mean that Jesus is the "Life"? *Jesus is the source of eternal life. He is the one who makes it possible for sinful people to know God and live with Him forever.*
9. How do we come to the Father? *Only through Jesus.*
10. Why can we only come to the Father through Jesus? *Because we are sinners and cannot stand in the holy God's presence on our own. Our sins must be forgiven first. Only Jesus provides complete forgiveness of sins through His death on the cross.*

**Bible Truth Connection Question**

1. What does this verse have to do with the **Bible Truth: Jesus Is the Only Way to Be Saved?**

*These are Jesus' words telling us that by turning from our sins and trusting in Him as our Savior is the only way that any of us can be saved. There is no other way to the Father.*

**Story Connection Questions**

1. What does the verse have to do with our story? *Paul, Silas and Luke spread this wonderful promise of salvation through Him to the people of Macedonia. They knew that the peoples there followed after the Roman gods, who were no gods at all. They needed to know that Jesus was the way, the truth and the life and that without Him, they would never know God and have eternal life.*

**Life Application Questions**

1. How can we go to the Father? *Only through Jesus. We must turn away from our sins, confess them to God and trust in Jesus as our Savior.*

**ACTS Questions**

1. What is something we can praise God for from this Bible Verse?

*Praise God for being the Provider of the Way to eternal life with Him.*

2. What are sins we can confess to God from this Bible Verse?

*That we have all turned away from God. We cannot make our way to God on our own because of our sins. We deserve God's punishment! We need a Savior!*

3. What is something we can thank God for from this Bible Verse?

*We can thank God for the wonderful promise of taking all His people to live forever with Him.*

4. What is something we can ask God for from this Bible Verse?

*We can ask God to work in our hearts that we would want to turn away from disobeying Him and trust in this wonderful Jesus as our own Savior. We can ask Him to work like this in others, too.*

**The Gospel**

1. Why did Jesus need to come to make a Way to God? Who can know this Way and be saved? What is the gospel?

*God is the good Creator and King of the world. He made people to worship Him and live by His good laws. But we are all sinners who have rebelled against Him. We all deserve death--God's just, eternal punishment for our sins. How terrible! But God has good news for us. In His great mercy, God sent His Son Jesus to earth to save sinners. Yes, Jesus, the perfect Son of God, left His home in heaven and became a man. He lived the perfect life that pleases God. (He's the only one who has ever done that!) He offered it up to God His Father as the perfect sacrifice for sins when He suffered and died on the cross. Then, on the third day, Jesus rose from the dead in victory. He had fully paid for the sins of God's people, so they wouldn't have to! Now all who turn away from their sins and trust in Jesus as their Savior will receive forgiveness of sins and eternal life with God. They will be His very own special people who will know Him and enjoy Him forever. We can be God's people, too, if we turn from our sins and trust in Jesus as our own Savior.*



## Game: Frisbee Toss

### Materials

Bible verse written up in large print so that all can see  
 1 or more Frisbees (or bean bag)  
 Masking tape  
 marker and paper  
 small container

### Preparing the Game

1. Divide the verse into 5 to 10 sections and place a word/verse section in each section. Write point values on the word/verse section, higher points for a word near the beginning of the verse; lower points for a word closer to the end. Tape these down.

### Learning the Verse

Some or all of your children may be non- or early readers. Teach the verse in sections, having them say it after you. Repeat a few times. Add clapping or other movement as they say it.

### Directions

1. If desired, lead the children in a discussion of a **FEW** of the most important questions before beginning game.  
 2. Explain the game to them as follows:  
 Divide the children into two teams and sit down in line. Explain that everyone will say the verse together. Then a child from one team will come up and toss the Frisbee into a word section. The leader/group will say the verse up to that word. The child can then win total point values by completing the verse on his own, or have point values by asking a team member to help him. If they are unsuccessful, the other team will have a chance to complete it for the half point amount. Have whole group say verse together again, then choose a child from the other team to toss the Frisbee.

Game continues until all children get a turn, or as time and attention span allow.

### Non-competitive Option

Don't split the children into teams. Have the children take turns throwing the Frisbee, letting the child or a child with a partner, say the rest of the verse on their own.

### Optional TAKING IT TO OTHERS Activity: Quiz Questions

Have the children choose a few of the questions from the game to ask the parents/other children during TAKING IT TO OTHERS time. Help pre-readers by whispering the question in their ear and letting them ask it aloud to the parents/other children. Make sure you read the Bible verse aloud before you ask your questions.

Directions:

1. Write words to song in large print before class.
2. Play the song for the children, helping them follow along on the song sheet.
3. Discuss the song, using a few questions from the discussion sheet. *Don't use them all!*
4. Introduce sign language for key words of your choice from sign language sheet for your song. Use as few or as many as you think the children can learn.
5. Sing and sign the song. Sign language as well as large format lyrics and sheet music are found in the PFI Unit Songbook or online.
6. If desired, play the Song Game.

**Optional TAKING IT TO OTHERS Activity: Presenting and Singing the Song**

1. Sing and sign the song, encouraging the watching children/parents to join in.
2. Ask the class some of the questions listed below. The Bible Truth Connection Question is particularly good to help them understand how the verse ties in with the Bible Truth.

**In My Father's House**

"In my Father's house are many rooms," Jesus said.

"I go prepare, prepare a place for you.

You know the way."

"Lord, we don't know where You are going," Thomas said to Him.

"Lord, we don't know where You are going,

How can we know the way?"

"I am the Way, I am the Truth, I am the Life," Jesus answered.

I am the Way, I am the Truth, I am the Life," Jesus answered.

No one can come to the Father, except through me."

John Fourteen, two through six.

**Listen to it on PFI ESV Songs 11, Track 10**

## Song Game: Sign It, Say It, What Does It Mean?

### Materials

Sign Language signs used in song, particularly choose words with important meanings you want the children to learn, such as "grace", "redeem", etc.

Bag or bowl

### Preparing the Game

1. Cut out signs and put in bowl.

### Playing the Game

1. Practice the song and signs until the children know them well. Then put all the signs we've learned in this bag/bowl and mix them up.
2. Ask one of the children to choose a sign, but not show it to anyone...but you, if they need some help.
3. Ask the child to do the sign for the rest of the children and see if the other children can guess which one it is. Do the sign with the child, if desired.
4. When the children guess the sign, ask them the meaning of the word. If no one guesses the sign, put it back in the bowl to be picked again.
5. Choose another child to pick a new sign from the bag and continue.

NOTE: You might want to sing the song after you do each word or couple of words.

Game continues as number of questions, time, and attention span allow.

**STORY REVIEW**

Directions: Read and discuss Bible Truth, using a FEW of the questions. Play game. Feel free to modify the game to fit your children.

**General Story Questions**

1. Who did the LORD make His special possession, long ago? *The people of Israel.*
2. What did He do that showed they were special? *He rescued them from the Egyptians and led them to the Promised Land.*
3. What did God consider too small a thing for the Messiah to do? *Only save people from Israel.*
4. What has it always been God's One Big Plan to do? *To love and save His people who would come from every nation, not just Israel.*
5. How did God plan to save them? *Through Jesus Christ, who shed His blood gave them eternal life.*
6. What did God tell the people of Israel, through the prophet Isaiah? *That the Messiah would not just come to save them, but also people from every tribe and nation.*
7. What did Jesus tell His disciples after He died and rose from the dead? *That it was time to take the good news of salvation to all the peoples of the earth.*
8. Who did the LORD send to Macedonia to tell the people there about Jesus? *Paul, Silas and Luke.*
9. Who did they find by the River Gangites? *Some people gathered to worship the LORD.*
10. What happened when Paul told the people by the river about Jesus? *They turned from their sins and believed in Jesus. Then they were baptized.*
11. Why were Paul and Silas arrested? *For trying to turn people away from worshiping the Roman gods.*
12. What special part of the jail were they put in? *The inner cell—the most secure part.*
13. What did it seem strange that Paul and Silas were singing hymns? *Because they had just been beaten and were being held in stocks. They were in pain and could have been sad and scared about what might happen next to them.*
14. What caused their chains to fall off? *The LORD caused them to fall off when the earthquake happened.*
15. Why did the jailer plan to kill himself? *Because any jailer who lost prisoners under his care would be executed.*
16. What did the jailer want Paul to tell him? *How to be saved.*
17. Who heard Paul's message about Jesus, the only way to be saved? *The jailer and his household.*
18. Why did Paul and Silas get an escort out of jail? *Because it would be the safest way to exit the city; and, to show that their names had been cleared of dishonor.*
19. What made Paul, Silas and Luke so happy as they left Macedonia? *To know that the Lord had used them to as part of His one, big plan to save His people from every nation.*

**Bible Truth Connection Questions**

1. What does this story have to do with our Bible Truth? *Paul, Silas and Luke went to Macedonia to tell the people there how they could be saved through Jesus. They knew they must hear this message and believe, if they were to be saved, since Jesus is the only way to be saved, and they had not yet heard of Him and what He had come to do.*

**Bible Verse Connection Question**

1. What does the story have to do with our **Bible Verse: John 14:2-6**: "In my Father's house are many rooms; if it were not so, I would have told you. I am going there to prepare a place for you. And if I go and prepare a place for you, I will come back and take you to be with me that you also may be where I am. You know the way to the place where I am going." Thomas said to him, "Lord, we don't know where you are going, so how can we know the way?" Jesus answered, "I am the way and the truth and the life. No one comes to the Father except through me." *Paul, Silas and Luke spread this wonderful promise of salvation through Him to the people of Macedonia. They knew that the peoples there followed after the Roman gods, who were no gods at all. They needed to know that Jesus was the way, the truth and the life and that without Him, they would never know God and have eternal life.*

**Life Application**

1. Why is it an honor to suffer for telling others about Jesus? *Because Jesus has suffered so much more for His people that they might have eternal life.*
2. What must we do, if we want to be saved? *We, too, must turn away from our sins, confess them to God, and trust in Jesus as our own Savior.*
3. How can we be part of God's one, big plan? *We can believe in Jesus ourselves and be saved. We can tell others the good news of Jesus that they might be saved.*

**ACTS Questions**

1. What is something we can praise God for being that we learned in our story?

*Praise God for Loving People from Every Land and Fulfiller of His One Big Plan to save them through Jesus.*

2. What is something we can confess as sin that we learned in our story?

*Confess that many times we are not like Paul and Silas. We do not tell other about Jesus who need to hear. We avoid anything that would cause us to suffer, even for Jesus' sake. We deserve His punishment. We need a Savior!*

3. What is something we can thank God for that we learned in our story?

*We can thank God for sending out people to even our part of the world, that we might know the way to be saved.*

4. What is something we can ask God for that we learned in our story?

*We can ask God to work in our hearts, helping us to turn away from our sins and trust Jesus as our own Savior. We can ask Him to help us to tell others about Jesus. We can ask Him to send out His people to all parts of the world so that those who still have not heard, may hear and believe.*

**The Gospel**

1. What is the good news of Jesus that Paul, Silas and Luke shared in Macedonia? What is the gospel?

*God is the good Creator and King of the world. He made people to worship Him and live by His good laws. But we are all sinners who have rebelled against Him. We all deserve death--God's just, eternal punishment for our sins. How terrible! But God has good news for us. In His great mercy, God sent His Son Jesus to earth to save sinners. Yes, Jesus, the perfect Son of God, left His home in heaven and became a man. He lived the perfect life that pleases God. (He's the only one who has ever done that!) He offered it up to God His Father as the perfect sacrifice for sins when He suffered and died on the cross. Then, on the third day, Jesus rose from the dead in victory. He had fully paid for the sins of God's people, so they wouldn't have to! Now all who turn away from their sins and trust in Jesus as their Savior will receive forgiveness of sins and eternal life with God. They will be His very own special people who will know Him and enjoy Him forever. We can be God's people, too, if we turn from our sins and trust in Jesus as our own Savior.*

## Game: Balloon Volleyball

### Materials

20+balloons  
small strips of paper  
pen  
Masking Tape  
20+ Story Review Questions and other story review questions

### Preparing the Game

1. Choose 20+ questions for your game from the Story Review Discussion Questions, or make up your own.
2. Write out each Story Review question on a small strip of paper. (Or photocopy the review questions and cut them apart). Roll it up and place it inside of the balloon. Inflate the balloon. Continue this process for each Story Review question. Make a line with masking tape across the middle of the playing area.

### Playing the Game

Divide the children into two teams and have them spread out on each side of the masking tape line. Take one of the balloons and bat it out into the field of play. The children will bat it back and forth without letting it hit the floor. When it hits the floor, play stops and the team on the opposite side scores a point. The balloon is popped, the question is unrolled and read. The team who scored the point gets first try at answering the question. If they get it correctly, they get another point. If not, then the other team can try for a point. Play resumes by the leader batting another balloon out into the court.

Play continues as balloons last, or as time and attention span allow. The team with the most points at the end wins.

### Non-competitive Option

Don't keep track of points. Encourage the children to see how many times they bat the balloon back and forth, counting out loud with each hit. When the balloon hits the floor, the leader pops the balloon and reads question for all to answer.

### Optional TAKING IT TO OTHERS Activity: Quiz Questions

Have the children choose a few of the questions from the game to ask the parents/other children during TAKING IT TO OTHERS time. Help pre-readers by whispering the question in their ear and letting them ask it aloud to the parents/other children.

**CASE REPLAY ACTIVITIES**

Use this guide to review the Case Story and act it out for others to enjoy!

**CASE REPLAY, JR: YOUNGEST CHILDREN**

**Description:** The children will act out the story together, everyone doing the same action/sound effect at the same time. This activity is most suitable for kindergarteners.

**Materials**

The Case RePlay, Jr. script for younger children

**Preparation**

1. Read through the script and write in the blanks along the side possible actions/sound effects the children could do to act it out.

**Instructions**

1. Tell the children that they will be re-enacting the story together as you tell it.
2. As you read the script, lead the children in actions/sound effects to do with you.
3. If desired, you can read the script and stop at certain sentences and ask them what a good action/sound effect would be to act out what you just read.
4. Repeat the re-enactment one or two times more.

**CASE REPLAY, SR: OLDER CHILDREN**

**Description:** The children act out the story as a three-scene play. You will narrate it using the Case RePlay, Sr. script and they will act it out (no spoken words, for the most part), with each child assuming a different character's role. This activity is most suitable for first grade and up. You will review the story, then practice it a few times before performing it for others.

**Materials**

The Case RePlay, Sr. script

White board or other large format paper (if using a word bank)

Costumes and props

**Preparation**

1. Prepare for the play by choosing costumes and props for each character in the story. Decorate the area with any scenery props.
2. Write the words "Beginning," "Middle," "End" on a large piece of paper/whiteboard with plenty of space under each heading. You will use this paper to help the children think about the story as a three-scene play, as it is presented in the script.

**Instructions**

1. Tell the children that they will get to act out the story as a three-scene play, with a beginning, middle and end section. Tell them that before they can act it out, they need to think it out. as you narrate it with your script.
2. Take the children's answers as they recount the story, helping them put key incidents in the right order.
3. If desired, when they have filled in their Beginning, Middle, End, read through your whole (real) script, so they hear exactly what you will have them act out.
4. Then tell the children that it's time to practice acting out the story.
5. Assign parts to each child. If you are using costumes, do NOT give them out at this point. They will be a distraction.
6. Have all the children sit on the floor or in chairs on one side of the "stage," then call the characters up in place as their part in the story comes.
7. As you read the script, guide the children in where you want them to move or do to act it out.
8. After going through the whole script once, give out any costumes and props and act out the script once or twice more.

**Optional TAKING IT TO OTHERS Activity: Re-enacting the Story**

Read the script as the children act out together (younger) or assuming different roles (older) as the other children or the parents watch.

**CASE REPLAY, JR--YOUNGER KIDS (KINDERGARTEN) P.2**

Welcome to our play! The name of our story is: The Case of the Light for the Unlikely.

This story starts out in Old Testament times, thousands of years before Jesus lived on earth.

And now we present: "The Case of the Light for the Unlikely."

**Scene 1:**

The LORD loved the Israelites. He rescued them from slavery in Egypt, gave them His good laws and gave them the beautiful land of Canaan to live in. At Mt. Sinai, He promised to make them His treasured possession, if they would obey Him. But the LORD didn't only love the Israelites. He loved the Gentiles, too. From before the beginning, He had one, big plan to save His people from every nation. He would use the Israelites to be the special people through whom the Messiah, His Son Jesus, would come to bring the light of salvation to all His people.

**Actions:**

---

---

---

**Scene 2:**

At just the right time, Jesus did come. He lived a perfect life, then He offered up on the cross. He suffered and died there, taking all the punishment for the sins of God's people. On the third day, He rose from the dead. He told His disciples to take the message of salvation to the whole world. Jesus' followers spread the good news of Jesus. Three men--Paul, Silas and Luke--traveled to Macedonia and came to the city of Philippi. Paul preached about Jesus the only way to be saved to a group of people meeting by the River Gangites. Many became Christians.

---

---

---

---

**Scene 3**

But angry men stirred up a crowd against Paul and Silas. City officials arrested them, had them beaten with rods then threw them into jail. The jailer put them in the inner cell of the prison--the most protected part. Paul and Silas were sore from their beatings, but they rejoiced and sang hymns. Suddenly at midnight, a violent earthquake shook the jail. All of the prisoners' chains broke and the doors of the prison broke open. The jailer was horrified! He thought Paul and Silas had escaped and he knew he would be killed if they got away. He decided to kill himself to keep others from doing it. But Paul and Silas hadn't run away. Paul stopped the jailer from killing himself. The jailer fell down before Paul and asked how he could be saved. Paul gladly told him and his family the good news of Jesus. They all heard, believed and were saved. The next day, Paul and Silas were freed from prison and sent out of Philippi on their way. They headed on their way to new places to tell new people about salvation through Jesus. They rejoiced that God had used them as part of His one, big plan to save His people from every nation.

---

---

---

---

---

---

---

---

**Bible Truth Tie-In:** The Bible Truth we are learning is: **Jesus Is the Only Way to Be Saved.** Paul and Silas were willing even to suffer so that the people of Philippi could hear that Jesus is the only way to be saved.

## **CASE REPLAY, SR--OLDER KIDS (1ST GRADE AND UP) P.3**

Welcome to our play! The name of our story is: The Case of the Light for the Unlikely.

This story starts out in Old Testament times, thousands of years before Jesus lived on earth.

The characters in our story are: The Israelites; Gentiles; Paul; Silas; Luke; People gathered by the River Gangites; Crowd of people; Soldiers; and, the Jailer and his family.

And now we present: "The Case of the Light for the Unlikely."

### **Scene 1: (Beginning)**

The LORD loved the Israelites. He rescued them from slavery in Egypt, gave them His good laws and gave them the beautiful land of Canaan to live in. At Mt. Sinai, He promised to make them His treasured possession, if they would obey Him. But the LORD didn't only love the Israelites. He loved the Gentiles, too. From before the beginning, He had one, big plan to save His people from every nation. He would use the Israelites to be the special people through whom the Messiah, His Son Jesus, would come to bring the light of salvation to all His people.

### **Scene 2: (Middle)**

At just the right time, Jesus did come. He lived a perfect life, then He offered up on the cross. He suffered and died there, taking all the punishment for the sins of God's people. On the third day, He rose from the dead. He told His disciples to take the message of salvation to the whole world. Jesus' followers spread the good news of Jesus. Three men--Paul, Silas and Luke--traveled to Macedonia and came to the city of Philippi. Paul preached about Jesus the only way to be saved to a group of people meeting by the River Gangites. Many became Christians.

### **Scene 3: (End)**

But angry men stirred up a crowd against Paul and Silas. City officials arrested them, had them beaten with rods then threw them into jail. The jailer put them in the inner cell of the prison--the most protected part. Paul and Silas were sore from their beatings, but they rejoiced and sang hymns. Suddenly at midnight, a violent earthquake shook the jail. All of the prisoners' chains broke and the doors of the prison broke open. The jailer was horrified! He thought Paul and Silas had escaped and he knew he would be killed if they got away. He decided to kill himself to keep others from doing it. But Paul and Silas hadn't run away. Paul stopped the jailer from killing himself. The jailer fell down before Paul and asked how he could be saved. Paul gladly told him and his family the good news of Jesus. They all heard, believed and were saved. The next day, Paul and Silas were freed from prison and sent out of Philippi on their way. They headed on their way to new places to tell new people about salvation through Jesus. They rejoiced that God had used them as part of His one, big plan to save His people from every nation.

**Bible Truth Tie-In:** The Bible Truth we are learning is: **Jesus Is the Only Way to Be Saved.** Paul and Silas were willing even to suffer so that the people of Philippi could hear that Jesus is the only way to be saved.



## Paul and Silas Beaten and in Stocks

### Description

The children will make Paul and Silas in stocks out of cardboard.

### Materials

2 8.5" x 11" pieces of corrugated cardboard (like shipping boxes) per child

1 paper fastener per child

Markers

Scissors

### Preparing the Craft

1. Print out the patterns of Paul and Silas, and the stocks.
2. Use the templates as patterns to cut out Paul, Silas and stocks out of the cardboard.
3. Make hole in both pieces of stocks, as indicated.
4. Make a sample for the children to see.

### Making the Craft

1. Show children your sample.
2. Have the children decorate Paul and Silas, adding face, torn clothes and cuts and bruises. They can also color in the stocks if they want.
3. Bend the cardboard figures at the waist and at the knees.
4. Assemble the stocks by lining up the holes and sticking the paper fastener through them both. Fasten in the back.

### Optional TAKING IT TO OTHERS Activity: Craft Presentation

If you are presenting the craft to other children or parents the children can hold up their crafts (or your model craft) and read their Bible Truth Connection answers to explain the importance of the craft.

**CASE CRAFT****Discussion Guide****Instructions:**

As the children are settled into making their craft, ask them these questions to help them understand the craft's significance. Use the answers provided to guide the children's answers.

**Discussion Questions**

1. What did Paul and Silas go to Philippi to do? *To tell the people there the good news of Jesus.*

2. What happened to them when they shared the gospel? *They were arrested, beaten and put in stocks in jail.*

3. What surprising thing did they do in jail? Why did they do this? *They sang hymns of praise to God because they had been able to tell many people in Philippi about Jesus.*

4. What is Bible Truth that we are learning? *Jesus Is the Only Way to Be Saved.*

5. What does our craft have to do with our Bible Truth: Jesus Is the Only Way to Be Saved. *Paul and Silas knew that Jesus is the only way for people to be saved. They were willing even to suffer in order for the people of Philippi to hear the good news of salvation through Jesus.*

6. What can our craft help us remember? *God gives His people joy and strength to tell others about Jesus, even when it is very, very hard.*

**TAKING IT TO OTHERS****Craft Presentation****Instructions:**

Have children hold up your model craft/their crafts. Choose five children (or you say) the five sections below to explain the craft's importance.

**Presentation:**

1. Our craft is: Paul and Silas Beaten and in Stocks.

2. In the inner cell of the jail in Philippi, Paul and Silas sang hymns of praise to God even though they had been beaten and put in stocks because they had been able to tell many people in Philippi about Jesus.

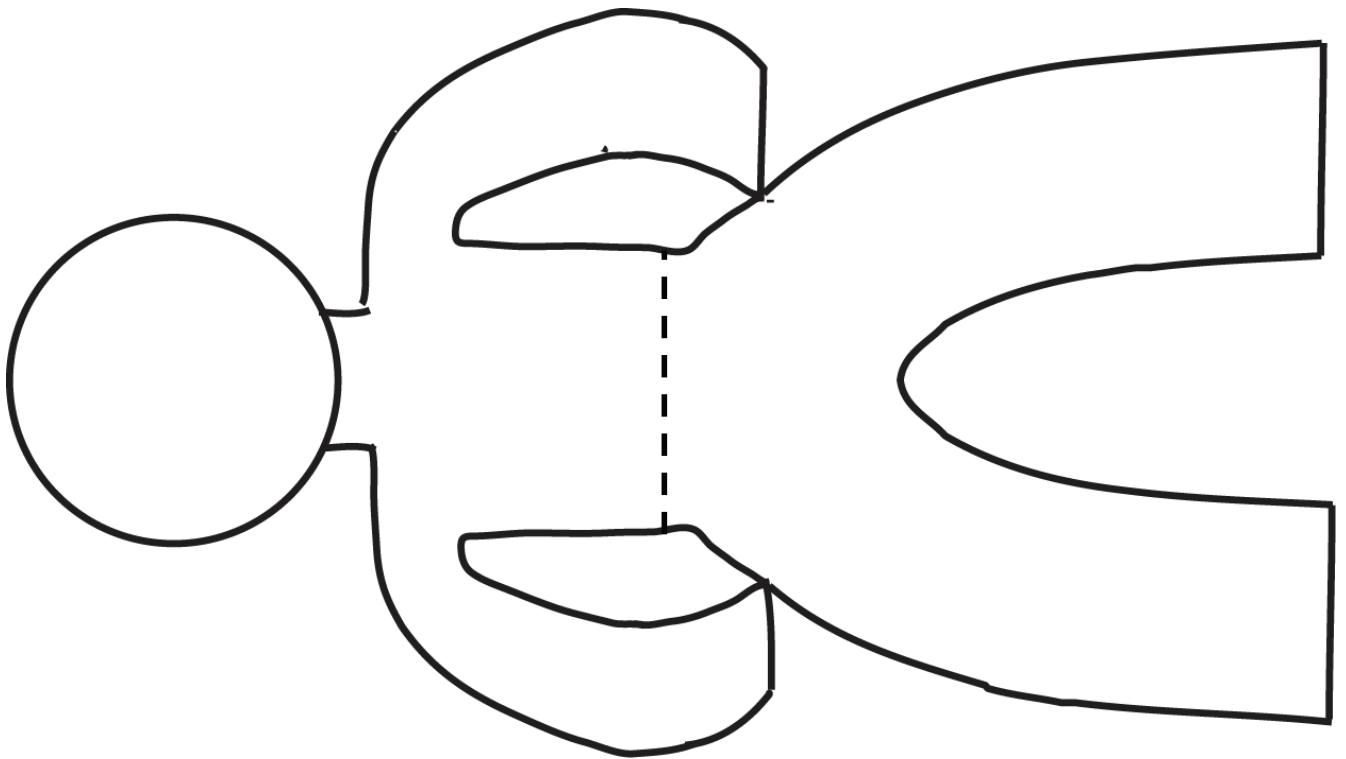
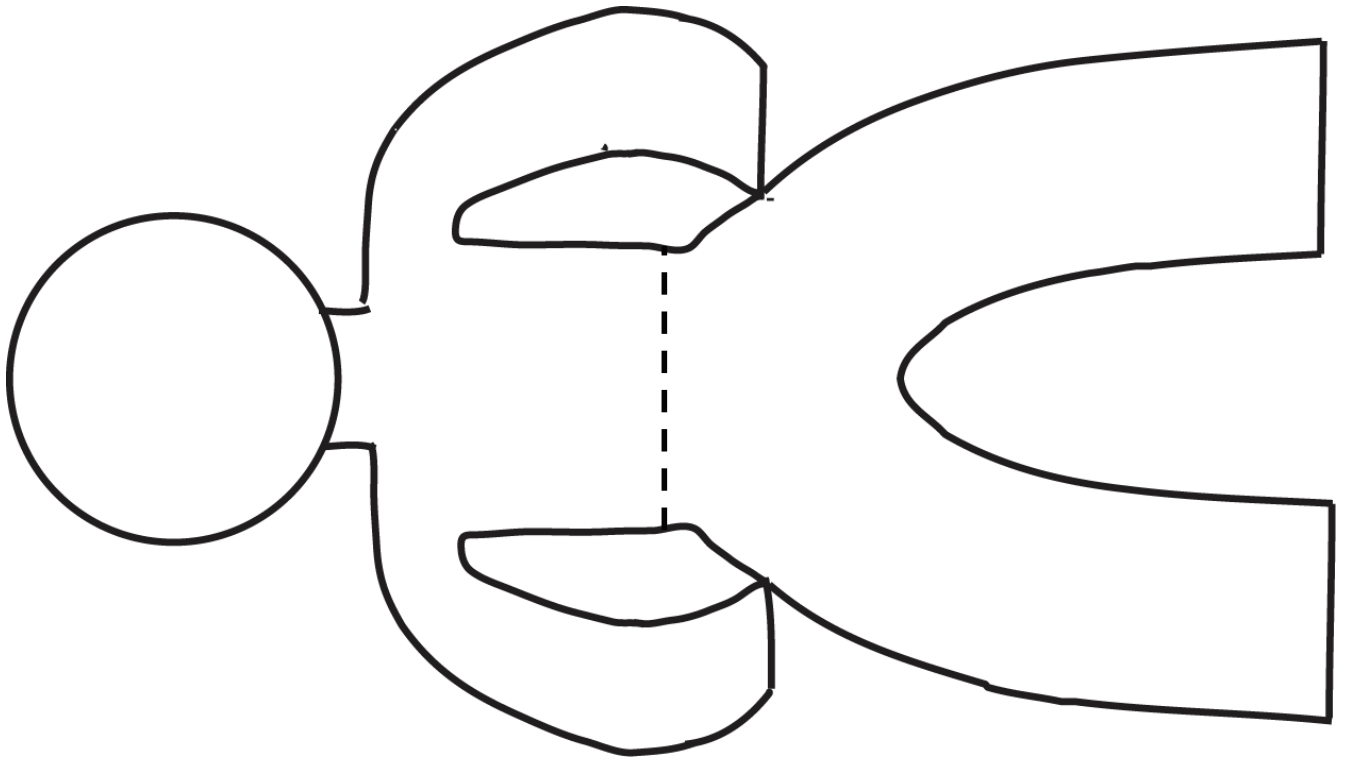
3. Our Bible Truth is: Jesus Is the Only Way to Be Saved.

4. Paul and Silas knew that Jesus is the only way for people to be saved. They were willing even to suffer in order for the people of Philippi to hear the good news of salvation through Jesus.

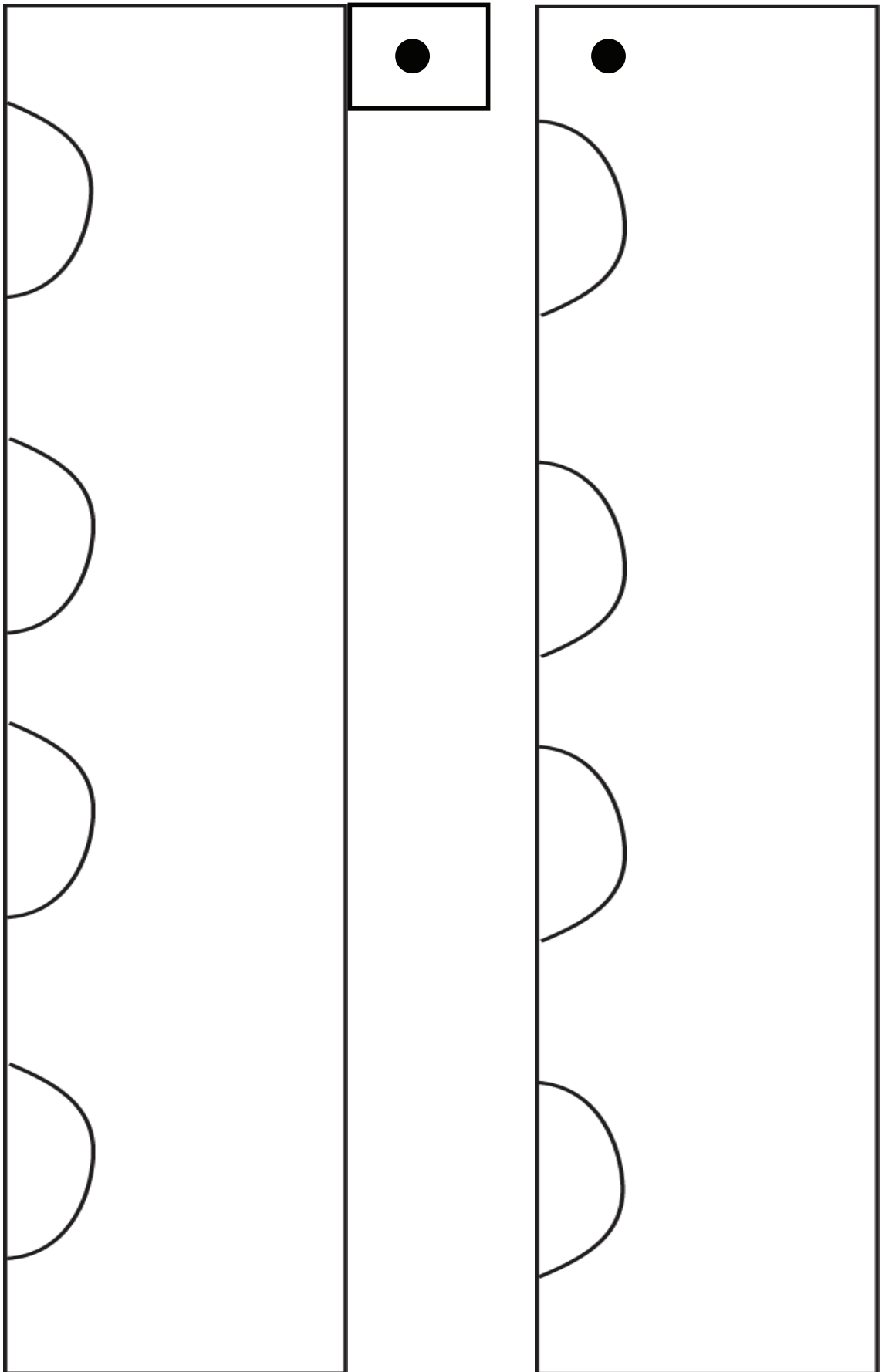
5. Our craft can help us remember that God gives His people joy and strength to tell others about Jesus, even when it is very, very hard.

Note: Even non-readers can participate in presenting the craft, if you will whisper what they are to say in their ear and let them say it aloud for the others to hear.

Paul and Silas



Stocks



**BEFORE CLASS:****1. PICK YOUR PERSON**

VIPPs can be anyone in your church! Typically, they fall into 6 categories: Church staff, Elders, Deacons/deaconesses, Special Volunteers (people who aren't paid, but spend a lot of time helping out in particular ways), Supported Workers (aka missionaries), and Church Members.

**2. GATHER YOUR FACTS**

Use the VIPP Information Sheet to write down the facts about your VIPP. The information on this worksheet is used in the VIPP activities, listed in the "Choose an Activity" section below.

**DURING THE ACTIVITY:****1. INTRODUCE YOUR VIPP**

Introduce your VIPP to the children, using the VIPP Information Sheet. Fill in a set of VIPP Clue Cards with the information for your VIPP. If desired, you can even have the actual person come into class for the children to meet.

Need help describing what someone does for the church in a kid-friendly way? Check out the list of common VIPPs on the Praise Factory website in the PFI resources. There are lots of kid-friendly descriptions for common VIPP's, such as pastors, elders, deacons and a lot more.

**2. PRAY!**

Lead the children in praying for the VIPP. Ask the children if they would like to pray for one of the VIPPs prayer requests. Even non-readers can pray for the VIPP if you whisper the prayer request in their ear, then let them say it aloud. Never force a child to pray!

**3. CHOOSE AN ACTIVITY**

There are two activities you can use to help the children learn about the VIPP:

**VIPP Clue Cards:** These are nine coloring sheets in which children fill in the nine things they learn about the VIPP from the VIPP Information Sheet. Photocopy a set of each child. Use as few or as many of these Clue Cards as you desire. They are found in the back of this book.

**VIPP Game:** This is a game that uses a set of Clue Cards for one or two VIPPs.

Choose a VIPP and fill in his/her information on the VIPP Information Sheet. Fill in a set of VIPP Clue Cards with the information for your VIPP. Tell the children about the VIPP, having them fill in the VIPP Clue Cards with the key facts as they learn them. Write any words the children need to write on a white-board or other piece of paper so they can see how to spell them. Help younger children write these words on their clue cards. Ideas for how to tell the children about many common VIPPs are listed at [praisefactory.org](http://praisefactory.org) with the resources for this Bible Truth.

**Optional TAKING IT TO OTHERS Activity: Introduce and Pray for the VIPP**

If you are presenting the VIPP to other children or parents you can assign children to hold up the 10 clue cards and say what each card tells about the VIPP. (Or, you can have the children hold them up as you tell what each one means.) Then lead the children in praying for the VIPP.

## Game: Crabbin' Around

### Materials

Information Sheet for two VIPPs

2 Sets of Clue Cards

Tape

A Bag

### Preparing the Game

1. Fill in one set of clue sheets for the VIPP you are using.
2. Put all the Clue Cards in a bag, except for the ones with the names and pictures of the VIPPs.
3. Tape the picture and name of each VIPP to the wall, about 3 feet from the ground.

### Playing the Game

**Reveal:** Tell the children about the VIPPs, showing them your filled-in clue cards as you tell about them.

**Review:** Put the Clue Cards for both VIPPS put in one bag. Mix up. Have children sit down, with their legs in front of them and their hands propped behind them. Show them how to get in crab position and try moving around. (Moving on hands and feet, with front side facing up). Tell them that you will pull out a clue, tell them what it is and they are to crab-crawl their way to the picture of the person who it belongs to. Give them the answer after everyone has run to their guessed person. Continue until all clues have been used up.

**VIPP INFORMATION SHEET**

**VIPP NAME:**

\_\_\_\_\_

**WHAT VIPP LOOKS LIKE**

Man or Woman? \_\_\_\_\_

Hair color? \_\_\_\_\_

Eye color? \_\_\_\_\_

**FAVORITE ANIMAL**

\_\_\_\_\_

\_\_\_\_\_

**FAVORITE FOOD**

\_\_\_\_\_

\_\_\_\_\_

**FAVORITE FREE TIME ACTIVITY**

\_\_\_\_\_

\_\_\_\_\_

**WHAT VIPP DOES DURING WEEK**

\_\_\_\_\_

\_\_\_\_\_

\_\_\_\_\_

\_\_\_\_\_

**VIPP GROUP OF SERVICE:**

Church Member

Deacon

Elder

Church Staff

Special Volunteer

Supported Worker  
(Missionary)

**3 WAYS VIPP SERVES CHURCH**

\_\_\_\_\_

\_\_\_\_\_

\_\_\_\_\_

\_\_\_\_\_

\_\_\_\_\_

\_\_\_\_\_

\_\_\_\_\_

\_\_\_\_\_

**3 WAYS TO PRAY FOR THE VIPP**

\_\_\_\_\_

\_\_\_\_\_

\_\_\_\_\_

\_\_\_\_\_

\_\_\_\_\_

\_\_\_\_\_

\_\_\_\_\_

\_\_\_\_\_







## **BIBLE TRUTH 3 OVERVIEW**

### **Unit 11: The God Who Saves**

**Big Question and Answer:** "How Can We Be Saved? It Is God's Free Gift!"

**Bible Verse:** "For the wages of sin is death, but the free gift of God is eternal life in Christ Jesus our Lord."  
Romans 6:23

### **Bible Truth 3 Concept: We Must Trust Jesus as Our Savior and Obey Him as Our Lord**

It isn't enough to simply think that Jesus is the only way to God. We need to trust in Jesus as our own Savior; and, we need to begin a new life of living for Him.

We need to confess to God that we are a sinner and ask His forgiveness for our sins. We need to believe that Jesus suffered and died on the cross as the perfect payment for our sins; and that three days later, He rose from the dead in victory over death. We need to turn our lives over to Him, asking Him to help us to love and live for Him in everything we do.

Trusting in Jesus to be our Savior is a wonderful work that God does by His Holy Spirit in the hearts of His people. He delights for us to ask Him to send the Holy Spirit to do this work in our heart.

When we trust in Jesus as our Savior, we also accept Him as our Lord. "Lord" is an old word used in the Bible that we don't use much anymore. It means someone who is in charge and who we are to obey. The sign of someone who truly trusts in Jesus as their Savior, is whether they also are trying to live to please God.

God's people want to obey Him in everything they do, but they can't do that on their own--and they don't have to. God gives believers His Holy Spirit to live inside them and help them to grow in love and in obedience to Him. God always gives us what we need to be His people, if we but ask!

### **Bible Truth 3 Bible Verse**

#### ***Meditation Version: Romans 10:9-10***

"...if you confess with your mouth that Jesus is Lord and believe in your heart that God raised him from the dead, you will be saved. For with the heart one believes and is justified, and with the mouth one confesses and is saved."

#### ***Alternate Memory/Games Version: Romans 10:9***

"...if you confess with your mouth that Jesus is Lord and believe in your heart that God raised him from the dead, you will be saved."

### **Bible Truth 3 ACTS Prayer**

**A** God, we praise You for being the Savior of sinners who trust in Jesus. We honor You as the wise and good Lord we all should obey.

**C** God, we confess that we are all sinners who need a Savior. We can never be acceptable to You on our own. We need Jesus to save us!

**T** Thank You, God for working in the hearts of sinners that they would trust in Jesus as their Savior and be saved.

**S** God, work in our hearts. Help us to confess our sins to You and repent of them. Help us to trust in Jesus as our Savior. Help us to no longer live however we please, but now to live to please You.

### **Bible Truth 3 Stories**

#### **Lesson 1: The Case of the Transformed Tax-Man (New Testament)**

Mark 2:13-17; Matthew 9:9; Luke 5:27-32

#### **Lesson 2: The Case of the Talking Tea Chests (Story of the Saints)**

#### **Lesson 3: The Case of the Red Rope Ransom (Old Testament)**

Genesis 22:18; Isaiah 54:6; Acts 1

**1. GETTING STARTED: Welcome and Opening Songs** (*introduce unit and get kids moving with these songs*)

<p><b>Welcome</b></p>	<p>“Welcome to Praise Factory. We’re so glad you’ve joined us! Here at the PFI we are investigators. (That’s what the “I” stands for!) Investigators look for answers to questions. In PFI, we look for answers to big questions about God. We dig deep down in the truths of God’s Word to find them.”</p>
<p><b>Praise Factory Theme Song</b></p>	<p>“Let’s sing our Praise Factory Investigator’s theme song.”</p> <p><b>PFI: Praise Factory Investigators</b> <span style="float: right;"><i>PFI ESV Songs 11, Track 1</i></span></p> <p>We’re PFI: Praise Factory Investigators, Diggin’ deep down for truths in God’s Word, That’s PFI: Praise Factory Investigators, Diggin’ deep down for truths in God’s Word, We’re looking for answers to very big questions, Big questions about God, If you’re looking for answers to very big questions ‘bout God, come along, Join PFI: Praise Factory Investigators, Diggin’ deep down for truths in God’s Word, That’s PFI: Praise Factory Investigators, Diggin’ deep down for truths in God’s Word. Deep down, diggin’ down, Let’s go diggin’ down, Deep down, diggin’ down, ‘Til answers to all our Big Questions we’ve found. We’re PFI: Praise Factory Investigators, Diggin’ deep down for truths in God’s Word, That’s PFI: Praise Factory Investigators, Diggin’ deep down for truths in God’s Word.</p>
<p><b>Classroom Rules Song</b></p>	<p>An important part of Praise Factory is helping us worship God and love one another. Our WoGoLOA song reminds us how we should act. Let’s sing it.”</p> <p><b>WoGoLOA Rules Song</b> <span style="float: right;"><i>PFI ESV Songs 11, Track 2</i></span></p> <p>Refrain: WoGoLOA means “Worship God and love one another,” WoGoLOA means “Worship God and love one another.”</p> <p>WoGo means “Worship God.” Sound off, 1,2,3, Joyfully take part, Listen to others, Obey your teachers. (<i>Refrain</i>)</p> <p>LOA means “Love One Another.” Sound off, 1,2,3, Be kind, Be encouraging, Help others, help others. (<i>Refrain twice</i>)</p>

**1. GETTING STARTED, continued**

<b>Opening Prayer</b>	"Let's ask God to help us obey these rules, and to help us worship Him and love one another as we learn more about Him today. Let's pray." <i>Pray.</i>
<b>Big Question Under Investigation:</b>  <b>Big Question 11 and Songs</b>	<p>"Now it's time to turn today's <b>Big Question Under Investigation</b>.</p> <p>It's: <b>How Can We Be Saved?</b></p> <p>We are all sinners who choose to disobey God. No matter how hard we try, we can never please God or earn eternal life on our own. We would have to live God's way perfectly to do that. That's why we need a Savior to save us from our sins, if we are to know God and become His people. Jesus, God's Son, is the Savior we need! He died on the cross to pay for the sins of God's people. He rose from the dead in victory! He alone can give us the gifts of knowing God and enjoying eternal life with Him. He promises to give these gifts to all who repent of their sins and trust in Him as their Savior.</p> <p>So the answer to our Big Question, '<b>How Can We Be Saved?</b>' is:  <b>It Is God's Free Gift!</b></p> <p>"Let's sing our Big Question Song(s): <span style="float: right;"><i>choose one or both</i></span></p> <p><b>Big Q &amp; A 11 Song</b> <span style="float: right;"><i>PFI ESV Songs 11, Track 3</i></span>  <i>(adapted version of "Here We Go Looby-Looby")</i>  How can we be saved?  How can we be saved?  How can we be saved?  It is God's free gift!</p> <p><b>How Can We Be Saved?</b> <span style="float: right;"><i>PFI ESV Songs 11, Track 4</i></span></p> <p><i>Refrain</i>  How can we be saved? How can we be saved?  How can we be saved? It's God's free gift.  How can we be saved? How can we be saved?  How can we be saved? It's God's free gift through Christ.</p> <p>Verse 1  I disobey God, I need a Savior,  You disobey God, You need a Savior,  We all disobey God, We need a Savior.  To save us from our sins. <span style="float: right;"><i>Refrain</i></span></p> <p>Verse 2  Jesus, He paid the price, the perfect sacrifice,  On the cross, gave His life,  Bought us eternal life,  Takes away all our sin,  Makes our hearts clean within,  When we repent and believe in Him. <span style="float: right;"><i>Refrain</i></span></p>

**1. GETTING STARTED, continued****Unit 11  
Bible Verse**

"How do I know this is true? The Bible tells me so!

Romans 6:23 tells us: "For the wages of sin is death, but the free gift of God is eternal life in Christ Jesus our Lord."

**Big Question 11 Bible Verse Song**  
**The Free Gift of God: Romans 6:23**

*PFI ESV Songs 11, Track 5*

The free gift of God is,  
 The free gift of God is,  
 The free gift of God is....what?  
 The free gift of God is eternal life through Jesus, through Jesus  
 The free gift of God is eternal life through Jesus. (repeat)  
 Romans Six, twenty-three.

We all want to have eternal life, but the sad truth is that none of us deserve it. We have all turned away from God and His good ways. We all deserve God's punishment, not wonderful life with Him. But God in His amazing mercy sent His Son Jesus to live the perfect life we never have lived. He took the punishment we deserve. When we turn away from our sins and trust in Jesus as our Savior, He gives us the free gift of eternal life. How good is God to sinners, like you and me!

**2. DIGGING DEEP DOWN: Key Concept and Story (introduce the Bible Truth and tell the related story)****Bible Truth 3**

"It's time for us to dig down deeper for answers to our Big Question. We're learning **FOUR** Bible Truths that all tell us something about the salvation God offers us. We have learned some already. Can you remember what they are? (God Saves Sinners Who Confess Their Sins and Jesus Is the Only Way to Be Saved.)

The Bible Truth we are going to be thinking about today is:  
**We Must Trust Jesus as Our Savior and Obey Him as Our Lord.**

It isn't enough to simply think that Jesus is the only way to God. We need to trust in Jesus as our own Savior; and, we need to begin a new life of living for Him.

We need to confess to God that we are a sinner and ask His forgiveness for our sins. We need to believe that Jesus suffered and died on the cross as the perfect payment for our sins; and that three days later, He rose from the dead in victory over death. We need to turn our lives over to Him, asking Him to help us to love and live for Him in everything we do.

Trusting in Jesus to be our Savior is a wonderful work that God does by His Holy Spirit in the hearts of His people. He delights for us to ask Him to send the Holy Spirit to do this work in our heart.

When we trust in Jesus as our Savior, we also accept Him as our Lord. "Lord" is an old word used in the Bible that we don't use much anymore. It means someone who is in charge and who we are to obey. The sign of someone who truly trusts in Jesus as their Savior, is whether they also are trying to live to please God.

God's people want to obey Him in everything they do, but they can't do think on their own--and they don't have to. God gives believers His Holy Spirit to live inside them and help them to grow in love and in obedience to Him. God always gives us what we need to be His people, if we but ask!

**2. DIGGING DEEP DOWN, continued****Bible Truth 3  
Hymn**

"Long ago, a woman named Fanny Crosby was thinking about this Bible truth, too. She wrote the words a hymn called "To God Be the Glory" We're going to learn a verse from it.

**To God Be the Glory**

*PFI ESV Songs 11, Track 11*

**Verse 2**

O perfect redemption,  
the purchase of blood,  
To ev'ry believer the promise of God;  
The vilest offender who truly believes,  
That moment from Jesus a pardon receives.

**Refrain:**

Praise the Lord, praise the Lord,  
Let the earth hear His voice!  
Praise the Lord, praise the Lord,  
Let the people rejoice!  
O come to the Father, thro' Jesus the Son,  
And give Him the glory,  
great things He hath done.

Everyone who trusts in Jesus as their own Savior knows God's forgiveness for their sins. Jesus has perfectly redeemed them. That is, He has paid for all their sins so they know God and enjoy eternal life with Him. How God's people praise God for sending Jesus to make the way for them to come to Him! If we trust in Jesus like this—even if we have been the worst of sinners—we can know that God will save us, just as He has promised. This will cause us to want to give God the glory for the great things He has done for us, too!

**Bible Truth 3  
Bible Verse  
and Song**

"The Bible verse we are going to be digging down into for this Bible Truth is:

**Romans 10:9-10**

"...if you confess with your mouth that Jesus is Lord and believe in your heart that God raised him from the dead, you will be saved. For with the heart one believes and is justified, and with the mouth one confesses and is saved."

To believe something in your heart is to think that something is true. To confess something is to others is to tell them what you think is true. Christians are those who believe in their hearts that Jesus is the Son of God, who died on the cross to save God's people from their sins. They believe that He rose from the dead on the third day, showing that He had beaten sin and death for them. They love telling this good news to others that they might believe and be saved, too. We must believe in our own hearts that He is our Savior and be willing to confess to others that He is our Lord, if we are to be saved!

We've said our Bible verse, now let's sing it!

**If You Confess with Your Mouth**

*PFI ESV Songs 11, Track 12*

If you confess, with your mouth, "Jesus is Lord,"  
And believe in your heart that God raised Him from the dead,  
You will be saved, you will be saved.  
For with the heart, one believes and is justified.

If you confess, with your mouth, "Jesus is Lord,"  
And believe in your heart that God raised Him from the dead,  
You will be save, you will be saved.  
For with the mouth, one confesses and is saved.  
Romans Ten: nine through ten.

**2. DIGGING DEEP DOWN, continued****LESSON 1 STORY****New Testament Story:****The Case of the Transformed Tax-Man**

Mark 2:13-17;  
Matthew 9:9;  
Luke 5:27-32

"Now it's time for today's story called: **The Case of the Transformed Tax-Man.**

**As you listen to the story, see if you can figure out:**

- 1. Who was the Tax-Man? Why did he need transforming?**
- 2. Who transformed him? How?**

*(If desired, write these questions on a sheet of paper to refer to when the story is finished.)*

*Read story.*

*After reading story, ask for the children's answers to the questions.*

**1. Who was the Tax-Man? Why did he need transforming?** Matthew was the Tax-Man. He loved money so much that he had been willing to do bad things--such bad things, that he was not even allowed to meet for worship in the synagogue or the Temple. He had chosen money over God.

**2. Who transformed him? How?** Jesus transformed him. He told him the truth about God and about himself. He offered Matthew forgiveness of sins and new life with God, if he would repent of his life and follow Him as his Lord.

*Close in prayer. (prayer suggestions included at end of story)*

**LESSON 2 STORY****Story of the Saints:****The Case of the Talking Tea Chests**

"Now it's time for today's story called: **The Case of the Talking Tea Chests.**

**As you listen to the story, see if you can figure out:**

- 1. Who had the tea chests? How did he make them talk?**
- 2. Who did he want them to talk to? What did they do when they heard what the tea chests had to say?**

*(If desired, write these questions on a sheet of paper to refer to when the story is finished.)*

*Read story.*

*After reading story, ask for the children's answers to the questions.*

**1. Who had the tea chests? How did he make them talk?** James Evans. He used the lead from the tea chests to make letters for printing part of the Bible in the Cree language.

**2. Who did he want them to talk to? What did he want them to say to these people?** The Cree Indians. James Evans left them this Bible portion to be able to know the good news of Jesus, trust in Him as their Savior and be saved. He wanted them to begin to live for God.

*Close in prayer. (prayer suggestions included at end of story)*

**2. DIGGING DEEP DOWN, continued**

<b>LESSON 3</b>	
<p><b>Old Testament Story:</b></p> <p><b>The Case of the Red Rope Ransom</b>  <i>Joshua 1-6;</i>  <i>Exodus 13-14; Num-</i>  <i>bers 21;</i>  <i>Deuteronomy 2-3;</i>  <i>Psalms 87:4;</i>  <i>Hebrews 11:31;</i>  <i>James 2:25</i></p>	<p>“Now it’s time for today’s story called: <b>The Case of the Red Rope Ransom.</b></p> <p><b>As you listen to the story, see if you can figure out:</b></p> <ol style="list-style-type: none"> <li><b>1. Who put out the red rope? Why? Who was supposed to see it?</b></li> <li><b>2. A ransom is something paid to free someone. How was the owner of the red rope ransomed--paid and freed twice? How was she used as part of God’s plan to ransom many?</b></li> </ol> <p><i>(If desired, write these questions on a sheet of paper to refer to when the story is finished.)</i></p> <p><i>Read story.</i></p> <p><i>After reading story, ask for the children’s answers to the questions.</i></p> <p><b>1. Who put out the red rope? Why? Who was supposed to see it?</b> Rahab put it out because the two Israelite spies told her to. The Israelites who attacked Jericho would see it and know that was where Rahab lived and were not to harm her.</p> <p><b>2. A ransom is something paid to free someone. How was the owner of the red rope ransomed--paid and freed twice? How was she used as part of God’s plan to ransom many?</b> Rahab was ransomed from Jericho the first time, for her help with the two spies. But, she was ransomed from her sins by trusting in the LORD, becoming one of His people and obeying His laws. Through Rahab’s family would come Jesus, the Savior, one day.</p> <p><i>Close in prayer. (prayer suggestions included at end of story)</i></p>

**3. TAKING ACTION: Response Activities** *(choose from among these activities)*

<p><b>Response Activities</b></p>	<ul style="list-style-type: none"> <li>• <b>ACTS Prayer Activity:</b> Add your own prayer requests to the ACTS prayer</li> <li>• <b>Sneaky Snack:</b> Story-related snack</li> <li>• <b>Bible Truth Review Activity:</b> Game with questions related to the Bible Truth</li> <li>• <b>Bible Truth Hymn:</b> Music activities to learn a portion of a Bible Truth-related hymn</li> <li>• <b>Bible Verse Review Activity:</b> Game with questions related to Bible Truth Bible verse</li> <li>• <b>Bible Verse Song:</b> Music activities to learn the Bible Verse song</li> <li>• <b>Story Review Activity:</b> Game with questions related to the Bible Truth and Case</li> <li>• <b>Case RePlay, Jr. and Sr.:</b> Two drama activities that review the story: one for younger children, one for older children.</li> <li>• <b>Craft:</b> Story-related craft</li> <li>• <b>VIPP (Very Important Prayer Person):</b> Game and a coloring activity to help children learn about people in your church and how to pray for them.</li> </ul> <p><i>(VIP resources: found online or at back of this book)</i></p>
-----------------------------------	--

**4. TAKING IT TO OTHERS** *Optional presentations for the last few minutes of class*

<p><b>Presenting to Other Children</b></p>	<p><i>If you split the children into different response activities, you can gather the children together again and have each small group make presentations to show the other children what they learned. Presentation ideas are included in the resources for each activity.</i></p>
<p><b>Presenting to Parents</b></p>	<p><i>If you keep your children together for response activities, you can have them make a presentation of something they have learned to their parents when they come to pick them up from class. Presentation ideas are included in the resources for each activity.</i></p>

**5. TAKING IT HOME** *(Take Home Sheet)*

<p><b>PFI Pronto</b></p>	<p><i>Give out the PFI Pronto for the case story as well as any other materials as the children are dismissed.</i></p>
--------------------------	--



## **BIBLE TRUTH 3, LESSON 1: PLANNER/OVERVIEW**

### **GETTING STARTED: Welcome and Opening Songs** (*introduce unit and get kids moving with these songs*)

**Welcome to Praise Factory:** PFI: Praise Factory Investigators Theme Song *PFI ESV Songs 11, Track 1*

**Rules to Help Us Worship God and Love One Another:** WoGoLOA Classroom Rules Song  
*PFI ESV Songs 11, Track 2*

**Big Question Under Investigation:** Big Question 11 Songs *PFI ESV Songs 11, Tracks 3,4*

**Big Question Bible Verse:** Romans 6:23 Song: *PFI ESV Songs 11, Track 5*

### **DIGGING DEEP DOWN: Key Concept and Story** (*introduce the Bible Truth and tell the related story*)

**Bible Truth 3:** We Must Trust Jesus as Our Savior and Obey Him as Our Lord

**Bible Truth Hymn:** To God Be the Glory, v.2 *PFI ESV Songs 11, Track 11*

**Bible Verse:** Romans 10:9-10

**Bible Verse Song:** If You Confess with Your Mouth *PFI ESV Songs 11, Track 12*

**Lesson 1 New Testament:** The Case of the Transformed Tax-Man *Mark 2:13-17; Matthew 9:9; Luke 5:27-32*

### **TAKING ACTION: Response Activities** (*choose from among these activities*)

**Snack and Discussion Planner:** Matthew's Money and Feasty Food

**ACTS Prayer:** Prayer Sheet

**Bible Truth Review:** Discussion Questions and Game: Rush to Safety

**Bible Truth Hymn:** To God Be the Glory, v.2 *PFI ESV Songs 11, Track 11*  
Song, Sign Language and Song Game: Pass the Secret Sign **PFI ESV Songs 11 BOOK or ONLINE**

**Bible Verse Review:** Romans 10:9-10 Discussion Sheet and Game: Memory Verse Limbo

**Bible Verse Song:** If You Confess with Your Mouth *Romans 10:9-10 PFI ESV Songs 11, Track 12*  
Song, Sign Language and Song Game: Mimic Me! **PFI ESV Songs 11 BOOK or ONLINE**

**Story Review:** Discussion Questions and Game: Spoon and Ball Relay

**Case Replay, Jr: Drama Activity for Youngest Children** (children do same story actions together)

**Case Replay, Sr: Drama Activity for Most Children** (children re-tell story with individual parts)

**Craft:** The Riches of Tax Collecting

**VIPP (Very Important Prayer Person) Prayer Time:** Coloring Sheets (back of book) & Game: Hit the Wall

### **TAKING IT HOME: Take Home Sheet for Review and Family Devotions**

**PFI Pronto:** Bible Truth 3, Lesson 1 **PFI ESV Prontos 11 BOOK or ONLINE**

**The Case of the Transformed Tax-Man** *Mark 2:13-17; Matthew 9:9; Luke 5:27-32* by Connie Dever**Our story is called:****The Case of the Transformed Tax-Man.****As you listen to the story, see if you can figure out:**

1. Who was the Tax-Man? Why did he need transforming?
2. Who transformed him? How?

This story takes place in New Testament times, when Jesus lived on earth.

Matthew sat in his tax booth along the Great West Road, just outside of Capernaum. This busy road led from the rich city of Damascus in the east, to the ports of Phoenicia on the great Mediterranean Sea to the west. Matthew was the chief customs officer for the Roman leader, Herod Antipas, and his job was to collect Herod's customs tax money from every merchant's caravan that passed.

"You must collect tax from everything the merchants carry in their caravans," the Romans had told Matthew, when he started the job. "Any extra money you can get out of the them is for you. That's how you get paid," they explained.

A fellow could get very rich if they were good at this job...and Matthew was! Galilee—the part of Israel where his booth was—had brought in five million dollars of customs tax money in just one year! Yes, Matthew had grown very, very rich.

But Matthew was a rich sinner. He had grown rich only by doing many sinful tricky tricks. What kinds of tricks did tax collectors like Matthew use? Well, it would look something like this:

Matthew would sit at his booth until he heard the tingling bells and clomping hoofs. This meant a merchant and his caravan of camels, loaded down with goods was approaching.

"Good morning, Master Merchant. What do you have in your caravan today?" Matthew would ask.

"Good morning to you, Master Tax Collector," replied the merchant in a less than friendly voice. He knew what Matthew was like. "Wheat from the plains, and fish from the Sea of Galilee."

"We'll see about that. I'll have to inspect each animal's load. Unpack them all," Matthew ordered.

"But Master Tax Collector, look at all these animals!

You can plainly see what I have," the merchant replied.

"Do as I say or I will be forced to call in Roman soldiers to persuade you to cooperate," Matthew warned.

"Yes, Master Tax Collector," the merchant grumbled. Load after load was pulled from camels' backs for Matthew to inspect.

"What is this here? This is not fish or wheat. It looks like a great deal of fine cloth. You must pay tax on it, too, my friend," Matthew would say.

"But sir, that is not cloth for sale, it is for my family. You are only to tax those things I am selling," the merchant would answer.

"How do I know that you have a family? I have a duty to the King Antipas and I must not fail. I will be forced to tax this cloth!" Matthew ordered. "So, let's see, that's 10 loads of wheat and 20 loads of fish, plus one load of fine cloth. To that we add a charge for each servant and for each animal...plus the fee for crossing the King's bridges...that comes to ... and Matthew would lean over and show the merchant a ridiculously high amount.

"What! That is at least twice the amount I should pay!"

"Will you pay or shall I get the soldiers to force it out of you?" Matthew threatened again.

"You tax collectors are all the same! Forcing every last cent out of us hard-working merchants so you can have your fine houses and luxurious lifestyles. How can you live with yourself? I pity your mother and father for having such a child. You are a disgrace to us, Jews, you sinner!" The merchant turned his head and spit. He flung his money down on Matthew's table and left.

"Ha, ha," thought Matthew as he looked at the sum of money. "I'm off to a good start this morning!" Yet, deep

**Story-telling Tips**

## Ahead of time:

1. Read the Bible verses and story. Pray!
2. Create story cue cards on index cards (or highlight text).
3. Practice telling story dramatically, timing your presentation. Shorten, if necessary to fit your allotted time.
4. Decorate area with story props that help bring your story alive.

## During your presentation:

1. Maintain as much eye contact as possible as you tell the story. Point to/use props at important points in the story. Include the kids in your story with a few questions about what they think will happen or words/concepts that might be new to them.
2. Watch the kids for signs that their attention span has been reached. Shorten, if necessary.

inside Matthew knew that what the merchant had said was right. He was a disgrace to his family and his people. He was a sinner. "But, I am a rich sinner," Matthew said to comfort himself. "I have a nice house and lots of money. And at least I have the other tax collectors and outcasts for friends."

So now do you see how things were with Matthew? How much hope could there be for a tricky sinner like him? The Bible tells us. Here's what happened next:

News traveled fast along the Great West Road. Matthew overheard the latest happenings from merchants as they passing through this tax station. Those coming from Capernaum told amazing things about Jesus: He did miracles! He healed the sick and forgave their sins like He was God. Just the day before He had forgiven the sins of a paralyzed man and healed him! The man just got up, picked up his mat and walked out of the house! No one has ever seen anything like this! Great crowds had begun to follow Jesus. People wanting to be healed. People wanting to be forgiven. People wanting to hear what Jesus had to say about God.

"Now this is stunning news!" thought Matthew. "A man healing people and forgiving sins? A man who offers forgiveness for sins, as if He was God?" Perhaps a little hope rose in Matthew's heart as he heard about Jesus. Perhaps he began to think about his life and his sin. Perhaps he began to think, "I am very rich, but I am such a sinner. I wonder if a sinner like me could be forgiven? I would like to meet this Jesus and see what he is like."

Soon, Matthew got to do just that. Later that day, Jesus was teaching a large crowd nearby. He came down to the Great West Road and right up to Matthew's tax booth. Jesus looked Matthew in the eyes and said, "Follow me."

What would Matthew do? Leave behind his job, his money? It would be almost impossible to get it back if he quit, especially if he quit right then and there. And what about his house and all his money? If he followed Jesus, he would have to give all of that up. Wouldn't he miss his good lifestyle? Matthew had a lot of big reasons to say "no" to Jesus' offer.

But Matthew had even bigger reason to say "yes" to

Jesus. " Jesus offers forgiveness of sins and has proven He has the power to do it by healing the sick. It is nice to be rich, but I am such a terrible sinner. I want forgiveness even more than riches," thought Matthew. That settled it. Matthew turned to Jesus and said, "Yes, I will follow you!" He just got up, left everything and followed Jesus. Matthew turned away from his sinful life, believed in Jesus and followed him. Matthew was a changed man! God had forgiven and he had joy in his heart.

But it wasn't enough for Matthew to be forgiven of his sins. He wanted the other outcasts, to hear how they, too, could have their sins forgiven, by repenting and believing in Jesus. So Matthew held a great banquet for Jesus at his house and invited a big crowd of tax collectors and other outcasts.

Jesus ate with them and told them about the Kingdom of God. Never had there been a teacher like Jesus! To eat with someone in Jesus' day meant that you considered them as your equal... even as family. No good Jew and certainly no teacher of God's Law would dream of eating with people like Matthew and his friends. But Jesus had come to save sinners from their sins. He knew that many of the other tax collectors and outcasts felt the burden of sin on their hearts, like Matthew. They longed to turn to God and be forgiven. Jesus would not hold back the good news of salvation from them.

But not everyone was as pleased with this news--especially the Pharisees. "Matthew the tax collector is throwing a huge feast for all the sinners and Jesus has gone to be with them!" they grumbled to each other.

They went to Matthew's house and found Jesus eating, drinking and teaching the people about the Kingdom of God. "Why do you eat and drink with 'sinners'?" the Pharisees complained to Jesus.

"You act like you have no sins. You think your good works make you right with God and you hate people who know they need God's forgiveness," Jesus replied.

"All people are sinners and need God's forgiveness. But until you know you are "sick" with sin, I cannot help you. These people here, they know they are sinners and need to turn away from their sins. So I have come to bring them forgiveness. It is not the healthy who need a doctor, but the sick. I have not come to call the righteous, but sinners to repentance," Jesus told them.

The Pharisees knew the Bible better than anyone else in Jesus' day. They tried hard to keep every single works make you right with God and you hate people who know they need God's forgiveness," Jesus replied.

"All people are sinners and need God's forgiveness. But until you know you are "sick" with sin, I cannot help you. These people here, they know they are sinners and need to turn away from their sins. So I have come to bring them forgiveness. It is not the healthy who need a doctor, but the sick. I have not come to call the righteous, but sinners to repentance," Jesus told them.

The Pharisees knew the Bible better than anyone else in Jesus' day. They tried hard to keep every single law they thought Jews were supposed to keep. They thought this made them acceptable to God. But Matthew and his friends knew something the Pharisees didn't understand: before God, everyone is a sinner in need of salvation. And they did something that the Pharisees didn't do: they turned and trusted in Jesus as their own Savior.

### Cracking the Case:

**It's time to answer our Case Questions.**

**1. Who was the Tax-Man? Why did he need transforming?** Matthew was the Tax-Man. He loved money so much that he had been willing to do bad things--such bad things, that he was not even allowed to meet for worship in the synagogue or the Temple. He had chosen money over God.

**2. Who transformed him? How?** Jesus transformed him. He told him the truth about God and about himself. He offered Matthew forgiveness of sins and new life with God, if he would repent of his life and follow Him as his Lord.

### Something for You and Me

**Our Bible Truth is:**

**We Must Trust Him as Our Savior and Obey Him as Our Lord**

**Our Bible Verse is: Romans 10: 9-10:**

"...if you confess with your mouth that Jesus is Lord and believe in your heart that God raised him from the dead, you will be saved. For with the heart one believes and is justified, and with the mouth one confesses and is saved."

Matthew and his friends listened to Jesus. They saw the amazing things He did. And many of them turned away from their sins and trusted Jesus to be their Savior. The Pharisees heard Jesus say and do the same things as Matthew and his friends, yet they would not turn away from their sins, trust in Jesus and be saved.

What about you and me? Will we be like the Pharisees and teachers of the law who know the Bible and can answer all the questions...who try hard to keep all the laws...and think that we please God by knowing a lot and doing a lot of good things? Yet, never turn away from our sins and trust in Jesus as our Savior?

Or, will we be like the tax-collector Matthew and his friends, who knew they could never earn the favor of God, but must confess their sins, turn away from sinning and trust in Jesus as their own Savior?

Let's praise this Jesus, the God who Saves, who offers forgiveness and sins to the worse of sinners who turns to Him. Let's ask Him to help us to confess our sins to Him and turn and trust in His as our Savior.

*Close in prayer.*

### Closing ACTS Prayer

**A** God, we praise You for being the Lover of Sinful People. You welcome them to come and be forgiven!

**C** God, we confess that many times we act like the Pharisees. We act like we can make ourselves good enough to please You on our own. Sometimes we don't think we really are that sinful, but, oh, how we need a Savior!

**T** God, we thank You for promising to send a Savior to save all those who turn from their sins and trust in Jesus as their Savior.

**S** God, work in our hearts! Help us all to confess our sins, turn away from them and trust Jesus as our own Savior. Help us to turn away from our old, sinful way of life and live for You instead.

### Special Words

**Tax Collector:** This is not someone like the people who collect our taxes today. This was someone who was paid to collect taxes from people and allowed to be unfair, scare and even hurt people in order to get as much money as they could from people. They became rich by doing this.

# **ACTS PRAYER ACTIVITY**

Use this sheet to write down your ACTS Prayer

## **Instructions:**

Use this sheet to help the children apply the Bible Truth into a prayer. You can use the ACTS provided or even better, have the kids think of their own applications. Also have the children add their personal requests to the prayer, too. Lead the children in the prayer or let them pray sections, with your help. Never force a child to pray! Non-readers can participate by you whispering a section of the prayer into their ear and allowing them to pray it aloud for the group.

## **ADORATION:**

God, we praise You for being the Savior of sinners who trust in Jesus. We honor You as the wise and good Lord we all should obey.

God, we praise You for being.....

---

Add your own Adorations:

---

---

---

## **CONFESSION:**

God, we confess that we are all sinners who need a Savior. We can never be acceptable to You on our own. We need Jesus to save us!

God, we have sinned against You....

---

Add your own Confessions:

---

---

## **THANKSGIVING:**

Thank You, God for working in the hearts of sinners that they would trust in Jesus as their Savior and be saved.

God, we thank You for...

---

Add your own Thanksgivings:

---

---

## **SUPPLICATION:**

God, work in our hearts. Help us to confess our sins to You and repent of them. Help us to trust in Jesus as our Savior. Help us to no longer live however we please, but now to live to please You.

God, we need Your help...

---

Add your own Supplication:

---

---

---

---

---

## **SNEAKY SNACK**

Can you figure out how this snack ties in with our case?

---

### **Snack: Matthew's Money and Feasty Food**

Round, money-shaped food like carrot cuts and Ritz-bits peanut butter crackers; or Matthew's feast food, such as grapes, hummus, pita bread, dates, figs, other Middle Eastern foods.

This is only a suggestion. Feel free to modify. Be mindful of allergy issues among your children!

**Case Tie-in:** Matthew grew rich as he cheated people out of their money while collecting taxes, but he was cut off from God. Jesus offered him new life. Matthew turned away from his old life, put his faith in Jesus and chose to follow and obey Him the rest of his life. He invited other needy people like him to hear the good news of God's forgiveness and receive it, too, in a feast at his house.

---

## **SOUL FOOD**

Food for thought during snack time

---

1. What does the snack have to do with the story?

Choose a few questions from the other activity discussion sheets to talk about during this snack time.

2.

---

---

3.

---

---

4.

---

---

5.

---

---

6.

---

---

7.

---

---

Directions: Read and discuss Bible Truth, using a FEW of the questions. Play game. Feel free to modify the game to fit your children.

### **We Must Trust Jesus as Our Savior and Obey Him as Our Lord**

It isn't enough to simply think that Jesus is the only way to God. We need to trust in Jesus as our own Savior; and, we need to begin a new life of living for Him.

We need to confess to God that we are a sinner and ask His forgiveness for our sins. We need to believe that Jesus suffered and died on the cross as the perfect payment for our sins; and that three days later, He rose from the dead in victory over death. We need to turn our lives over to Him, asking Him to help us to love and live for Him in everything we do.

Trusting in Jesus to be our Savior is a wonderful work that God does by His Holy Spirit in the hearts of His people. He delights for us to ask Him to send the Holy Spirit to do this work in our heart.

When we trust in Jesus as our Savior, we also accept Him as our Lord. "Lord" is an old word used in the Bible that we don't use much anymore. It means someone who is in charge and who we are to obey. The sign of someone who truly trusts in Jesus as their Savior, is whether they also are trying to live to please God.

God's people want to obey Him in everything they do, but they can't do think on their own--and they don't have to. God gives believers His Holy Spirit to live inside them and help them to grow in love and in obedience to Him. God always gives us what we need to be His people, if we but ask!

### **Understanding the Bible Truth**

1. Why isn't it enough to just know that Jesus is the only way to God? *Because we can know something with our minds and there never be a change in our hearts or lives. If we are truly saved, our hearts will be changed and our lives will show that change as we live to love and obey God.*
2. What must we do besides know that Jesus is the only way? *Ask Him to be our Savior, confess our own sins to Him, ask Him to forgive us, trust in our hearts that He died for us and that we are forgiven, and live our lives for Him.*
3. What do we need to believe about Jesus? *That He suffered and died on the cross as the perfect payment for our sins; and then three days later, He rose from the dead in victory over death.*
4. Who do we turn our life over to, if we want Jesus to be our Savior? How do we do that? *We need to turn our lives over to Him, asking Him to help us to stop living live to please ourselves, but instead to live to please God.*
5. What does "Lord" mean? *It means someone who is in charge and who we are to obey.*
6. What a the sign of someone who truly trusts in Jesus as their Savior? *That they are trying to live to please God, instead of just living life their own way.*
7. Who works in our hearts when we trust in Jesus? *God does, by His Holy Spirit.*
8. Who do God's people want to obey in everything they do? *God.*
9. Can they obey God on their own? Who helps them? *No, they can't on their own. The Holy Spirit will help them.*
10. What does God delight to do in our heart, if we ask Him? *To help us to trust in Jesus as our Savior and live for Him.*

### **Bible Verse Connection Question**

1. What does our Bible Truth have to do with our **Bible Verse: Romans 10:9-10**: "...if you confess with your mouth that Jesus is Lord and believe in your heart that God raised him from the dead, you will be saved. For with the heart one believes and is justified, and with the mouth one confesses and is saved." ?  
*This verse tells us that we are saved when we believe in our hearts that Jesus died on the cross and rose from the dead in victory over sin.*

### **Bible Truth Story Connection Questions**

1. What was the difference between how the Pharisees and Matthew and his friends reacted to Jesus? *The Pharisees saw what Jesus said and did, but did not believe; while Matthew and his friends did.*
2. What costs did Matthew have to consider in following Jesus and why did he choose following Him? *He had to decide to give up his rich job and his sinful ways. He wanted to be forgiven his sins and to know Jesus more than even his riches.*

**Life Application Questions**

1. Are there any sins we can commit that Jesus cannot forgive if we ask Him? *No!*
2. Who can God's people go to for help in trusting in Jesus? Why? *God. He promises to never turn away anyone who comes to Him. He promises to give faith to all who ask Him for it.*
3. How can we become God's people? *By turning away from our sins and trusting in Jesus as our Savior.*

**ACTS Questions**

1. What is something we can praise God for because of this Bible Truth?  
*Praise God for being the Savior of His People.*
2. What are sins we can confess to God because of this Bible Truth?  
*Confess that we are sinners who have rebelled against God and His good ways. We deserve His punishment! We need Him to be our Savior!*
3. What is something we can thank God for because of this Bible Truth?  
*Thank God for making the way, Himself, through Jesus, that we might be saved.*
4. What is something we can ask God for because of this Bible Truth?  
*We can ask God to work in our hearts that we would want to turn away from disobeying Him and trust in this wonderful Jesus as our own Savior. We can ask Him to work in the hearts of others, too, that they might be saved.*

**The Gospel**

1. What is the good news that we need to believe to be saved? What is the gospel?  
*God is the good Creator and King of the world. He made people to worship Him and live by His good laws. But we are all sinners who have rebelled against Him. We all deserve death--God's just, eternal punishment for our sins. How terrible! But God has good news for us. In His great mercy, God sent His Son Jesus to earth to save sinners. Yes, Jesus, the perfect Son of God, left His home in heaven and became a man. He lived the perfect life that pleases God. (He's the only one who has ever done that!) He offered it up to God His Father as the perfect sacrifice for sins when He suffered and died on the cross. Then, on the third day, Jesus rose from the dead in victory. He had fully paid for the sins of God's people, so they wouldn't have to! Now all who turn away from their sins and trust in Jesus as their Savior will receive forgiveness of sins and eternal life with God. They will be His very own special people who will know Him and enjoy Him forever. We can be God's people, too, if we turn from our sins and trust in Jesus as our own Savior.*



## Game: Rush to Safety

### Materials

Construction Paper  
CD and CD player  
Masking Tape  
Small bowl or bag  
Bible Truth Questions

### Preparing the Game

1. Choose 20+ questions for your game from the Bible Truth Discussion Questions, or make up your own.
2. Write the Bible Truth questions on small thin strips of paper (or make a photocopy of the Bible Truth Discussion Questions and simply cut them into strips) and put them in the bag/bowl.
3. Cut circles about 9" in diameter, enough for every child but one.
4. Tape the circles on the floor around the room.

### Playing the Game

Point out the safety spot circles on the floor. Tell the children that you will tell the children to move however you command them to move, such as march, walk, skip, crab crawl, etc. (BUT NOT RUN!!!) when you play the music. But when the music stops, they are to get to a safety spot. Show them that there is one spot too few for them all so that someone will be caught out. The child who has no safety spot picks a question for the class to answer. If the class answers it correctly, then the child is added back into the group. If not, then the child stays out and another safety spot is removed.

Game continues as number of questions, time, and attention span allow.

NOTE: Have the children who are "out" help make up actions for the other children to do, put them in charge of the music, etc. along with you. This will keep them happily occupied as they continue.

### Non-competitive Option

Have the child without a safety spot choose a question for the class, but then join the game, even if the class gets it wrong. Add the question back into the bag for further review. Don't reduce the number of safety spots.

### Optional TAKING IT TO OTHERS Activity: Quiz Questions

Have the children choose a few of the questions from the game to ask the parents/other children during TAKING IT TO OTHERS time. Help pre-readers by whispering the question in their ear and letting them ask it aloud to the parents/other children. Make sure you read the Bible verse aloud before you ask your questions.

Directions:

1. Write words to song in large print before class.
2. Play the song for the children, helping them follow along on the song sheet.
3. Discuss the song, using a few questions from the discussion sheet. *Don't use them all!*
4. Introduce sign language for key words of your choice from sign language sheet for your song. Use as few or as many as you think the children can learn.
5. Sing and sign the song. Sign language as well as large format lyrics and sheet music are found in the PFI Unit Songbook or online.
6. If desired, play the Song Game.

**Optional TAKING IT TO OTHERS Activity: Presenting and Singing the Song**

1. Sing and sign the song, encouraging the watching children/parents to join in.
2. Ask the class some of the questions listed below. The Bible Truth Connection Question is particularly good to help them understand how the song ties in with the Bible Truth.

**To God Be the Glory**

**Verse 2**

O perfect redemption,  
the purchase of blood,  
To ev'ry believer the promise of God;  
The vilest offender who truly believes,  
That moment from Jesus  
a pardon receives

**Refrain:**

Praise the Lord, praise the Lord,  
Let the earth hear His voice!  
Praise the Lord, praise the Lord,  
Let the people rejoice!  
O come to the Father, thro' Jesus the Son,  
And give Him the glory, great things He hath done.

**Listen to it on PFI ESV Songs 11, Track 11**

**Understanding the Song**

1. What is "perfect redemption"? *To have your sins completely, perfectly paid for.*
2. Whose blood is the only perfect redemption for our sins? Why? *Jesus: Because only He lived the perfect life that could please God. Only He could offer up His life—His blood—as an acceptable sacrifice for sins.*
3. What is the promise of God? *To pardon every believer who truly believes.*
4. What does "vilest offender" mean? *The worst of sinners.*
5. What does the vilest offender have to do to have his sins forgiven? *Truly believe in Jesus as his Savior.*
6. Why does Jesus pardon make us want to praise and rejoice in the Lord? *Because His pardon is perfect and we never have to worry about our sins again. Because we could never deserve such a wonderful gift.*
7. What does it mean to come to the Father through Jesus the Son? *Trusting in Jesus' death and sacrifice is the only way we can know the Father, the holy, perfect God.*

**Bible Truth Connection Question**

1. How does this song relate to our Bible Truth: **We Must Trust in Jesus as Our Savior?**

*It is not enough to know that Jesus can save, we must trust Him to be our Savior. When we do—even if we have been the worst of sinners—we can know that God will save us, just as He has promised. This makes us want to give God the glory for the great things He has done for us.*

**Story Connection Question**

1. How does this song relate to today's story? *Matthew and his friends were considered the vilest offenders in Jesus' day; yet, when they turned and trusted in Jesus, He forgave their sins. They praised God for making the way for them to come to Him through Jesus, His Son.*

**Life Application Questions**

1. How can our lives be affected by the message of this song?  
*We can praise God who is willing to forgive us our sins, no matter how many or how terrible they are. We can ask Him to help us to truly believe in Him that we would be saved. We can ask God to help us praise His name to others that they might know, too, what an amazing Savior He is.*
2. How can we become God's people? *By turning away from our sins and trusting in Jesus as our Savior.*

**Bible Connection Question**

1. What does this hymn have to do with our Bible Verse: **Romans 10:9-10**: "...if you confess with your mouth that Jesus is Lord and believe in your heart that God raised him from the dead, you will be saved. For with the heart one believes and is justified, and with the mouth one confesses and is saved."?

*No matter who you are and what you have done, you can receive a pardon for all your sins when you truly believe in Jesus (that is, when you have confessed your sins to God, turned away from them and trusted in Jesus as your Savior). This is true, even if you are the vilest offender. How can this be? Because God's people are redeemed through Jesus' blood, shed on the cross. His blood is enough to pay for all of a sinner's sins, no matter how many or how bad they are. That is why God's people praise Him and give Him the glory for this great thing that He has done!*

**ACTS Questions**

1. What is something we can praise God for from this hymn?

*Praise God for being the purchaser, the redeemer of His people through the blood of Jesus.*

2. What are sins we can confess to God from this hymn?

*We can confess that we are vile offenders against God and His good ways. We have all chosen to rebel against Him. We deserve God's punishment! Our only hope is for Him to save us, through the blood of Jesus.*

3. What is something we can thank God for from this hymn?

*We can thank God sending Jesus to save His people from their sins. We can thank Him that He can save anyone, even the vilest offender (the worst of sinners) when they turn from their sins and truly believe in Him.*

4. What is something we can ask God for from this hymn?

*That God would work in our hearts that we might turn from our sins and trust Jesus as our Savior. We can ask Him to pardon our sins and make us His people. We can ask Him to help us praise Him for the great things He has done for His people through Jesus.*

**Gospel Question**

1. How did we become sinners? How can we be saved? What is the gospel?

*God is the good Creator and King of the world. He made people to worship Him and live by His good laws. But we are all sinners who've rebelled against Him. We all deserve death--God's just, eternal punishment for our sins. How terrible! But God has good news for us. In His great mercy, God sent His Son, Jesus to earth as a man to save sinners. He lived the perfect life that pleases God. (He's the only one who's ever done that!) He offered it up to God His Father as the perfect sacrifice for sins when He suffered and died on the cross. Then, on the third day, Jesus rose from the dead in victory. He had fully paid for the sins of God's people, so they wouldn't have to! Now all who turn away from their sins and trust in Jesus as their Savior will receive forgiveness of sins and eternal life with God. They will be His very own special people who will know Him and enjoy Him forever. We can be God's people, too, if we turn from our sins and trust in Jesus as our own Savior.*

## **Song Game: Pass the Secret Sign**

### **Materials**

Sign Language signs used in song, particularly choose words with important meanings you want the children to learn, such as "grace", "redeem", etc.

Bag or bowl

Blindfold

### **Preparing the Game**

1. Cut out signs and put in bowl.

### **Playing the Game**

1. Practice the song and signs until the children know them well.
2. Have all the children stand in a tight circle, except one, "It," who will stand in the middle of the circle, blindfolded.
3. Have the children in the circle to put their hands behind their backs. Choose a sign from the bag and hand to a child in the circle, still keeping hands behind their backs, not looking at the sign.
4. When "It" says "Pass the Secret Sign", the children will begin to pass the sign around behind their backs.
5. When "It" says "Stop the Passing!" the child who has the sign freezes with the sign behind his back.
6. The child with the sign brings it around and looks at it. You can help the child practice the sign.
7. Then take the blindfold off of "It", watch the child with the card do the sign, then have "It" guess the name of the sign. (If desired, "It" can ask another child in the circle for help with their guess.)
8. The holder of the sign then becomes "It." Sing the song with all the signs, then repeat.

choose a FEW questions for discussion, then choose the game and/or music activity

**Meditation Version: Romans 10:9-10**

"...if you confess with your mouth that Jesus is Lord and believe in your heart that God raised him from the dead, you will be saved. For with the heart one believes and is justified, and with the mouth one confesses and is saved."

**Alternate Memory/Games Version: Romans 10:9**

"...if you confess with your mouth that Jesus is Lord and believe in your heart that God raised him from the dead, you will be saved."

**Understanding the Bible Verse**

1. What does it mean to confess something? *To say that you believe it is true.*
2. What does it mean to confess that Jesus is Lord? *A lord is someone who rules over his lands; but to say that Jesus is Lord (capitol "L") means that he rules over everything.*
3. Why is it important to believe that God raised Jesus from the dead? *Only if God raised Jesus from the dead, did Jesus really win the victory over sin and death. He cannot save us, if He was still dead.*
4. What is the difference between knowing about something and believing in something? *You know about something with just your mind, but you believe something with your mind and your heart and are willing to change your life because of it.*
5. What does it mean to be justified? *To be forgiven of your sins so that God does not count them against you. (He treats "just as if" never sinned.)*
6. Why is confessing with our mouths important for salvation? *It shows that we truly believe that Jesus is Lord and are willing to be known as a believer in Jesus, no matter what others think.*

**Bible Truth Connection Question**

1. What does this verse have to do with the **Bible Truth: We Must Trust in Jesus as Our Savior**? *It's not enough to just know about Jesus. We must believe in our own hearts that He is our Savior and be willing to confess to others that He is our Lord who we obey, if we are to be saved.*

**Story Connection Questions**

1. What does the verse have to do with our story? *Both the Pharisees and Matthew and his friends knew about Jesus, but only Matthew and some of his friends believed in Jesus as their Savior. They, not the Pharisees, were the ones saved.*

**Life Application Questions**

1. Who can help God's people confess that Jesus is Lord and help us believe that God raised Jesus from the dead? *God! He promises to give faith to all who ask Him for it.*
2. How can we become God's people? *By turning away from our sins and trusting in Jesus as our Savior.*

**ACTS Questions**

1. What is something we can praise God for from this Bible Verse? *Praise God for being the Lord, the one, true God all should worship and obey.*
2. What are sins we can confess to God from this Bible Verse? *That we have all turned away from God, even though He is Lord. We need a Savior!*
3. What is something we can thank God for from this Bible Verse? *We can thank God for making the way that sinners can be saved.*
4. What is something we can ask God for from this Bible Verse? *We can ask God to work in our hearts that we would want to turn away from disobeying Him and trust in this wonderful Jesus as our own Savior. We can ask Him to help us confess that Jesus is Lord. We can ask Him to help us believe that He raised Jesus from the dead.*

**ACTS Questions**

1. What is something we can praise God for from this Bible Verse?

*Praise God for being the Provider of the Way to eternal life with Him.*

2. What are sins we can confess to God from this Bible Verse?

*That we have all turned away from God. We cannot make our way to God on our own because of our sins. We deserve God's punishment! We need a Savior!*

3. What is something we can thank God for from this Bible Verse?

*We can thank God for the wonderful promise of taking all His people to live forever with Him.*

4. What is something we can ask God for from this Bible Verse?

*We can ask God to work in our hearts that we would want to turn away from disobeying Him and trust in this wonderful Jesus as our own Savior. We can ask Him to work like this in others, too.*

**The Gospel**

1. What must we believe if we are to be saved? What is the gospel?

*God is the good Creator and King of the world. He made people to worship Him and live by His good laws. But we are all sinners who have rebelled against Him. We all deserve death--God's just, eternal punishment for our sins. How terrible! But God has good news for us. In His great mercy, God sent His Son Jesus to earth to save sinners. Yes, Jesus, the perfect Son of God, left His home in heaven and became a man. He lived the perfect life that pleases God. (He's the only one who has ever done that!) He offered it up to God His Father as the perfect sacrifice for sins when He suffered and died on the cross. Then, on the third day, Jesus rose from the dead in victory. He had fully paid for the sins of God's people, so they wouldn't have to! Now all who turn away from their sins and trust in Jesus as their Savior will receive forgiveness of sins and eternal life with God. They will be His very own special people who will know Him and enjoy Him forever. We can be God's people, too, if we turn from our sins and trust in Jesus as our own Savior.*

## Game: Memory Verse Limbo

### Materials

Bible verse written up in large print so that all can see  
A broom or other long pole

### Preparing the Game

None.

### Learning the Verse

Some or all of your children may be non- or early readers. Teach the verse in sections, having them say it after you. Repeat a few times. Add clapping or other movement as they say it.

### Directions

1. If desired, lead the children in a discussion of a **FEW** of the most important questions before beginning game.
2. Explain the game to them as follows:

Have the children line up. Have everyone say the verse together. Start with the pole at head height and have each child say the verse before "limbo-ing" (bend backwards without touching the pole) under the pole. Feel free to help the children say the verse. After everyone has gone through at the first height, lower a few inches and repeat the process. (Say verse and have children go through). A child is "out" when he/she can no longer limbo without falling down or touching the pole.

Give children who have a failed limbo attempt the option of being restored to the limbo line again by saying the verse a second time (on their own, with a partner or with you); or, allow them sit quietly in a line in front of the limbo line so that they can help others still "limbo-ing" saying the verse (if needed) or simply watch.

Game continue as time or attention span allow.

### Non-competitive Option

Let the children continue to limbo at each height, even if they have a failed attempt at a particular height.

### Optional TAKING IT TO OTHERS Activity: Quiz Questions

Have the children choose a few of the questions from the game to ask the parents/other children during TAKING IT TO OTHERS time. Help pre-readers by whispering the question in their ear and letting them ask it aloud to the parents/other children. Make sure you read the Bible verse aloud before you ask your questions.

Directions:

1. Write words to song in large print before class.
2. Play the song for the children, helping them follow along on the song sheet.
3. Discuss the song, using a few questions from the discussion sheet. *Don't use them all!*
4. Introduce sign language for key words of your choice from sign language sheet for your song. Use as few or as many as you think the children can learn.
5. Sing and sign the song. Sign language as well as large format lyrics and sheet music are found in the PFI Unit Songbook or online.
6. If desired, play the Song Game.

**Optional TAKING IT TO OTHERS Activity: Presenting and Singing the Song**

1. Sing and sign the song, encouraging the watching children/parents to join in.
2. Ask the class some of the questions listed below. The Bible Truth Connection Question is particularly good to help them understand how the song ties in with the Bible Truth.

**If You Confess with Your Mouth**

If you confess, with your mouth, "Jesus is Lord,"  
 And believe in your heart that God raised Him from the dead,  
 You will be saved, you will be saved.  
 For with the heart, one believes and is justified.  
 If you confess, with your mouth,  
 "Jesus is Lord,"  
 And believe in your heart that God raised Him from the dead,  
 You will be saved, you will be saved.  
 For with the mouth, one confesses and is saved.  
 Romans Ten: nine through ten.

**Listen to it on PFI ESV Songs 11, Track 12**

## Song Game: Mimic Me!

### Materials

Sign Language  
 Song

### Preparing the Game

None.

### Playing the Game

1. Practice the song and signs until the children know them well. Choose a person to be the leader and let them decide upon an action for everyone to do as they sing the song, such as jump on one foot, etc.
2. Sing the song while doing the chosen action.
3. Select another child to be the leader.
4. If desired, you can choose a different action for different important words in the song, such as jump on one foot when you sing the word "grace", but clap your hands when you sing the word "Jesus". Ask the children the meaning of each of the words before adding in their action.

Game continues as number of questions, time, and attention span allow.



**STORY REVIEW**

Directions: Read and discuss Bible Truth, using a FEW of the questions. Play game. Feel free to modify the game to fit your children.

**General Story Questions**

1. What did Matthew do for a living? *He was a tax collector.*
2. Where did Matthew collect taxes? Why was that such a good place to collect taxes? *Along the Great West Road that led from the prosperous city of Damascus in the east, to the ports of Phoenicia on the great Mediterranean Sea to the west. It was one of the busiest roads in all of Israel. There would be lots of merchant caravans to collect taxes from.*
3. Who did Matthew collect the taxes for? *The Roman, Herod Antipas, who ruled over that area.*
4. What did Matthew do that was sinful? *He collected far more money than he should have. He collected taxes on goods that weren't being sold. He cheated the merchants on purpose in order to get really rich.*
5. What kinds of things would Matthew have heard about Jesus? *He was an amazing teacher. He did miracles, such as healing the paralyzed man. He forgave sins.*
6. How did Matthew meet Jesus? *Jesus came up to him at his tax booth on the Great West Road.*
7. What did Jesus ask Matthew to do and why would that have been hard? *To follow Him. It would have been hard because Matthew would have to leave his job and living his rich way of life.*
8. Who did Matthew invite to his feast? *Other tax collectors and other people who led a sinful life.*
9. What did Jesus tell Matthew's friends about? *The way that they could be forgiven their sins and be saved.*
10. Why were the Pharisees shocked that Jesus went to Matthew's feast? *Good Jews and especially teachers should have nothing to do with sinful people like Matthew and his friends. To eat with someone is to consider them an equal, even as family.*
11. What reason did Jesus give the Pharisees for associating with "sinners"? *Because people who know they are "sick" (are sinful) need a physician to heal them (need God's forgiveness), not those who do know think they are "sick" (sinful and in need of saving).*
12. What did Matthew and his friends understand that the Pharisees did not? *That they were sinners who needed to turn away from their sins and trust in Jesus as their Savior.*
13. How did Matthew show that he trusted Jesus as his Savior? *He turned away from his sinful way of life and followed Jesus. He acted differently after he began to follow Jesus. He wanted others to hear the good news of Jesus, too.*
14. What did the Pharisees trust to save them, instead of Jesus? *Their good deeds that they thought would make them pleasing to God.*

**Bible Truth Connection Questions**

1. What does this story have to do with our Bible Truth: **We Must Trust Jesus as Our Savior and Obey Him as Our Lord**? *Matthew, his friends and the Pharisees all saw the amazing things that Jesus did. They all heard what He taught about Himself and God, His Father. But only Matthew and his friends turned away from their sins, trusted in Jesus and were saved. It is not enough to just KNOW about Jesus. We have to trust Him as our Savior, if we are to be saved.*

**Life Application Questions**

1. How should our lives show that Jesus is our Savior, if we have trusted in Him as our own Savior? *We are turning away from living life our own way and living to please God. We are seeking to know God and love Him. We are seeking to obey His good laws.*
2. What kinds of things do people trust in, instead of Jesus?
3. What's the difference between knowing that Jesus is the Savior and trusting Him as our OWN Savior? *(One is a fact that we know, but it doesn't change our life or our relationship with God. The other changes our life so that we turn away from our sins and trust in Jesus. Our sins are forgiven and we have peace with God.)*

**Bible Verse Connection Question**

1. What does the story have to do with our **Bible Verse: Romans 10:9-10**: "...if you confess with your mouth that Jesus is Lord and believe in your heart that God raised him from the dead, you will be saved. For with the heart one believes and is justified, and with the mouth one confesses and is saved." ?

*Matthew turned away from their sins and trusted Jesus as their Savior, even before Jesus had risen from the dead. He looked forward in faith to God's promises to save His people through the Messiah, Jesus. But oh, what a wonderful day it was when Jesus rose from the dead and appeared to Matthew and the other disciples! Then Matthew, along with the others could fully confess with their mouths that Jesus is Lord and could fully believe in their hearts that God raised Him from the dead. On that day, they understood just what Jesus had done to save them.*

**ACTS Questions**

1. What is something we can praise God for being that we learned in our story? *Praise God for being the Lover of Sinful People.*

2. What is something we can confess as sin that we learned in our story? *Confess that many times we act like the Pharisees. We act like we can make ourselves good enough to please God on our own. We don't think we really are that sinful. We need a Savior!*

3. What is something we can thank God for that we learned in our story? *We can thank God for promising to send a Savior to save all those who turn from their sins and trust in Jesus as their Savior.*

4. What is something we can ask God for that we learned in our story? *We can ask God to work in our hearts, helping us to turn away from our sins and trust Jesus as our own Savior.*

**The Gospel**

1. What is the good news of Jesus that Matthew believed? What is the gospel?

*God is the good Creator and King of the world. He made people to worship Him and live by His good laws. But we are all sinners who have rebelled against Him. We all deserve death--God's just, eternal punishment for our sins. How terrible! But God has good news for us. In His great mercy, God sent His Son Jesus to earth to save sinners. Yes, Jesus, the perfect Son of God, left His home in heaven and became a man. He lived the perfect life that pleases God. (He's the only one who has ever done that!) He offered it up to God His Father as the perfect sacrifice for sins when He suffered and died on the cross. Then, on the third day, Jesus rose from the dead in victory. He had fully paid for the sins of God's people, so they wouldn't have to! Now all who turn away from their sins and trust in Jesus as their Savior will receive forgiveness of sins and eternal life with God. They will be His very own special people who will know Him and enjoy Him forever. We can be God's people, too, if we turn from our sins and trust in Jesus as our own Savior.*

## Game: Spoon and Ball Relay

### Materials

Spoons, one per each team

Ping-pong Balls, one per each team

Masking Tape

Baskets: one small one per team; plus, one large one to be shared by all teams.

Story Review Questions, one per child

Paper and marker/pencil for writing questions and keeping score

### Preparing the Game

1. Choose 20+ questions for your game from the Story Review Discussion Questions, or make up your own. Write point values to each question, such as 5, 10 and 25 points, depending upon how difficult they are.

**5 point questions: What does it say?** Simple fact questions, such as "How did Satan tempt Jesus to disobey God, His Father?"

**10 point questions: What does it mean?** Meaning questions, such as "Why was it important that Jesus obeyed God perfectly?"

**25 point questions: What does it mean to me?** Life application questions, such as "What is something God wants you to do that you find especially difficult to obey?"

2. Fold up all the questions and place them in the large basket. Place all of the questions in the larger basket at a central point in the room. Use the tape to mark starting points for each team and place the smaller baskets next to the start line. Have a spoon and ping pong ball ready for each team.

### Playing the Game

**Part 1: Getting the Questions:** Split the children into two teams. Have them line up behind the taped lines on the floor. Give the first person in each line a spoon and a ping pong ball. Tell the children that at your signal the first person will walk with the ball balanced in the spoon down to where the basket is. They are to drop the ball into the basket, pick up the ball again as well as a question from the basket and run back with the spoon, ball, and question to their team. They hand the spoon and ping pong ball to the next person in line and deposit their question in their smaller team basket located next to the start line. The relay continues until all children have had a turn.

### Part 2: Asking the Questions

After the relay is finished, the children sit down in their groups. The leader will take a question from a team's basket, tell them how many points it is worth and ask them the question. If the team gets it right, then they get the points. If not, then any other team has a chance to win the points. The teacher then proceeds to the next team's basket and continues the process. At the end, add up the points and see who wins.

### Non-competitive Option

Split the children into two groups and retrieve the questions as above until all the questions have been retrieved. Have the children of the two groups take turns pulling a question out of their basket for all the children to answer. Tally how many questions the children were able to get right. If desired, can play the game again, using only the questions they did not correctly answer. Ask them these again and see how many they get right the second time. Repeat as long as attention span allows or until all the questions have been correctly answered.

### Optional TAKING IT TO OTHERS Activity: Quiz Questions

Have the children choose a few of the questions from the game to ask the parents/other children during TAKING IT TO OTHERS time. Help pre-readers by whispering the question in their ear and letting them ask it aloud to the parents/other children.

**CASE REPLAY ACTIVITIES**

Use this guide to review the Case Story and act it out for others to enjoy!

**CASE REPLAY, JR: YOUNGEST CHILDREN**

**Description:** The children will act out the story together, everyone doing the same action/sound effect at the same time. This activity is most suitable for kindergarteners.

**Materials**

The Case RePlay, Jr. script for younger children

**Preparation**

1. Read through the script and write in the blanks along the side possible actions/sound effects the children could do to act it out.

**Instructions**

1. Tell the children that they will be re-enacting the story together as you tell it.
2. As you read the script, lead the children in actions/sound effects to do with you.
3. If desired, you can read the script and stop at certain sentences and ask them what a good action/sound effect would be to act out what you just read.
4. Repeat the re-enactment one or two times more.

**CASE REPLAY, SR: OLDER CHILDREN**

**Description:** The children act out the story as a three-scene play. You will narrate it using the Case RePlay, Sr. script and they will act it out (no spoken words, for the most part), with each child assuming a different character's role. This activity is most suitable for first grade and up. You will review the story, then practice it a few times before performing it for others.

**Materials**

The Case RePlay, Sr. script  
White board or other large format paper (if using a word bank)  
Costumes and props

**Preparation**

1. Prepare for the play by choosing costumes and props for each character in the story. Decorate the area with any scenery props.
2. Write the words "Beginning," "Middle," "End" on a large piece of paper/whiteboard with plenty of space under each heading. You will use this paper to help the children think about the story as a three-scene play, as it is presented in the script.

**Instructions**

1. Tell the children that they will get to act out the story as a three-scene play, with a beginning, middle and end section. Tell them that before they can act it out, they need to think it out. as you narrate it with your script.
2. Take the children's answers as they recount the story, helping them put key incidents in the right order.
3. If desired, when they have filled in their Beginning, Middle, End, read through your whole (real) script, so they hear exactly what you will have them act out.
4. Then tell the children that it's time to practice acting out the story.
5. Assign parts to each child. If you are using costumes, do NOT give them out at this point. They will be a distraction.
6. Have all the children sit on the floor or in chairs on one side of the "stage," then call the characters up in place as their part in the story comes.
7. As you read the script, guide the children in where you want them to move or do to act it out.
8. After going through the whole script once, give out any costumes and props and act out the script once or twice more.

**Optional TAKING IT TO OTHERS Activity: Re-enacting the Story**

Read the script as the children act out together (younger) or assuming different roles (older) as the other children or the parents watch.

**CASE REPLAY, JR--YOUNGER KIDS (KINDERGARTEN) P.2**

"Welcome to our play! The name of our story is called: The Case of the Transformed Tax-Man.

This is a New Testament story. It took place while Jesus lived on earth.

And now we present: "The Case of the Transformed Tax-Man."

**Scene 1:**

Matthew sat in his booth along the Great West Road collecting tax money from the merchants who passed by. He made merchants unload all their goods off their camels and carts for inspection. Matthew made himself rich by overcharging the fair amount of tax on some things and by charging tax on other things that didn't have to be taxed. The merchants hated Matthew (and the other tax collectors) and would curse their name and spit to show their hatred.

**Actions:**

---



---



---



---



---



---



---



---



---



---



---



---



---



---



---



---



---



---



---



---



---



---

**Scene 2:**

Matthew liked being rich but knew he was a sinner. He heard about what Jesus was doing and saying in nearby Capernaum and wanted to meet Him. Jesus walked down the Great West Road with the crowd He was teaching and came up to Matthew. Jesus looked him in the eyes and told him to follow Him. Matthew wanted to trust Jesus more than he wanted his riches. He got up and followed Jesus.

**Scene 3:**

Matthew held a huge feast at his house for Jesus and all his "sinner" friends. Jesus came and told them about the Kingdom of God. The Pharisees heard about this and came to see what Jesus was doing. They were disgusted that Jesus would eat and talk with such sinners. Jesus told them that He had come to help those who knew they were sick with sin, not those who did not think they had any.

**Bible Truth Tie-In:**

The Bible Truth we are learning is: **We Must Trust Jesus as Our Savior and Obey Him as Our Lord.** Both the Pharisees and Matthew and his "sinner" friends heard and saw what Jesus did, but only Matthew and some of his friends turned and trusted in Jesus to be their own Savior.

## **CASE REPLAY, SR--OLDER KIDS (1ST GRADE AND UP) P.3**

"Welcome to our play! The name of our story is called: The Case of the Transformed Tax-Man.

This is a New Testament story. It took place when Jesus lived on earth.

The characters in our story are: Jesus; His disciples; Matthew; Merchants; Crowd with Jesus; Matthew's friends; and, the Pharisees and teachers of the law.

And now we present: "The Case of the Transformed Tax-Man."

### **Scene 1: (Beginning)**

Matthew sat in his booth along the Great West Road collecting tax money from the merchants who passed by. He made merchants unload all their goods off their camels and carts for inspection. Matthew made himself rich by overcharging the fair amount of tax on some things and by charging tax on other things that didn't have to be taxed. The merchants hated Matthew (and the other tax collectors) and would curse their name and spit to show their hatred.

### **Scene 2: (Middle)**

Matthew liked being rich but knew he was a sinner. He heard about what Jesus was doing and saying in nearby Capernaum and wanted to meet Him. Jesus walked down the Great West Road with the crowd He was teaching and came up to Matthew. Jesus looked him in the eyes and told him to follow Him. Matthew wanted to trust Jesus more than he wanted his riches. He got up and followed Jesus.

### **Scene 3: (End)**

Matthew held a huge feast at his house for Jesus and all his "sinner" friends. Jesus came and told them about the Kingdom of God. The Pharisees heard about this and came to see what Jesus was doing. They were disgusted that Jesus would eat and talk with such sinners. Jesus told them that He had come to help those who knew they were sick with sin, not those who did not think they had any.

### **Bible Truth Tie-In:**

The Bible Truth we are learning is: **We Must Trust Jesus as Our Savior and Obey Him as Our Lord.** Both the Pharisees and Matthew and his "sinner" friends heard and saw what Jesus did, but only Matthew and some of his friends turned and trusted in Jesus to be their own Savior.

## The Riches of Tax Collecting

### Description:

The children will make some shekels out of cardboard and paper and put them in a little drawstring bag.

### Materials

Posterboard or cereal boxes  
 Paper circles of front and back of coins  
 Glue sticks  
 Scissors  
 1 large, white adult sock per child (athletic socks work well)  
 1 shoe string (or about 2' of yarn/string) per child  
 Colored pencils and/or thin tips markers

### Preparing the Craft

1. Cut the posterboard into circles, using the template as a guide. You will need at least 4 circles per child.
2. Make copies of the coin fronts and backs, 1 set per cardboard coin. If working with younger children, you may want to go ahead and cut out the circles. Older children can do this themselves.
3. Cut off the tops of the socks so that you have a 5" sock remaining (use the foot portion). This will be your drawstring bag.
4. If using yarn or string, cut into 2' lengths.
5. Use the point of a scissor blade to poke even spaced holes along the top of each sock, about 1" from the top. (Too much closer and the sock will unravel)
6. Set out supplies.
7. Make a copy of the coins and bag for the children to see.

### Making the Craft

1. Show the children your sample craft.
2. Have them decorate their coin fronts and backs and glue to each side of the cardboard circles.
3. Have the children decorate their sock with the markers.
4. Weave the string in and out the holes in the top of the sock.
5. Tie the ends of the string together in a knot.
6. Put the coins in the bag and draw up the string.

### Optional TAKING IT TO OTHERS Activity: Craft Presentation

If you are presenting the craft to other children or parents the children can hold up their crafts (or your model craft) and read their Bible Truth Connection answers to explain the importance of the craft.

**CASE CRAFT****Discussion Guide****Instructions:**

As the children are settled into making their craft, ask them these questions to help them understand the craft's significance. Use the answers provided to guide the children's answers.

**Discussion Questions**

1. Where did Matthew work? *In a booth along the Great West Road, just outside of Capernaum.*
2. What did Matthew do? What did it give him?  
*He was a tax-collector. It made him very rich.*
3. What was wrong with what he did? What happened when he met Jesus?  
*It was sinful because he took too much money to make himself rich. He left behind his sinful life and the riches of tax-collecting to follow Jesus.*
4. What is the Bible Truth that we are learning?  
*We Must Trust Jesus as Our Savior and Obey Him as Our Lord.*
5. What does our craft have to do with our Bible Truth: We Must Trust Jesus as Our Savior and Obey Him as Our Lord?  
*Matthew wanted Jesus to be his Savior, even more than he wanted the riches of tax collecting. He chose to turn away from his sinful ways to believe and follow Jesus.*
6. What can this craft help us remember?  
*Having Jesus as our Savior is worth more than anything else!*

**TAKING IT TO OTHERS****Craft Presentation****Instructions:**

Have children hold up your model craft/their crafts. Choose five children (or you say) the five sections below to explain the craft's importance.

**Presentation:**

1. Our craft is: The Riches of Tax-Collecting.
2. On the Great West Road, outside of Capernaum, Matthew the tax collector left behind his sinful life and the riches of tax-collecting to follow Jesus.
3. Bible Truth 3 is: We Must Trust Jesus as Our Savior and Obey Him as Our Lord.
4. Matthew wanted Jesus to be his Savior, even more than he wanted the riches of tax collecting. He chose to turn away from his sinful ways to believe and follow Jesus.
5. Our craft can help us remember that having Jesus as our Savior is worth more than anything else!

Note: Even non-readers can participate in presenting the craft, if you will whisper what they are to say in their ear and let them say it aloud for the others to hear.






Coin #1, front and back



Coin #2, front and back



Coin #3, front and back



Pattern for cardboard coin

**BEFORE CLASS:****1. PICK YOUR PERSON**

VIPPs can be anyone in your church! Typically, they fall into 6 categories: Church staff, Elders, Deacons/deaconesses, Special Volunteers (people who aren't paid, but spend a lot of time helping out in particular ways), Supported Workers (aka missionaries), and Church Members.

**2. GATHER YOUR FACTS**

Use the VIPP Information Sheet to write down the facts about your VIPP. The information on this worksheet is used in the VIPP activities, listed in the "Choose an Activity" section below.

**DURING THE ACTIVITY:****1. INTRODUCE YOUR VIPP**

Introduce your VIPP to the children, using the VIPP Information Sheet. Fill in a set of VIPP Clue Cards with the information for your VIPP. If desired, you can even have the actual person come into class for the children to meet.

Need help describing what someone does for the church in a kid-friendly way? Check out the list of common VIPPs on the Praise Factory website in the PFI resources. There are lots of kid-friendly descriptions for common VIPP's, such as pastors, elders, deacons and a lot more.

**2. PRAY!**

Lead the children in praying for the VIPP. Ask the children if they would like to pray for one of the VIPPs prayer requests. Even non-readers can pray for the VIPP if you whisper the prayer request in their ear, then let them say it aloud. Never force a child to pray!

**3. CHOOSE AN ACTIVITY**

There are two activities you can use to help the children learn about the VIPP:

**VIPP Clue Cards:** These are nine coloring sheets in which children fill in the nine things they learn about the VIPP from the VIPP Information Sheet. Photocopy a set of each child. Use as few or as many of these Clue Cards as you desire. They are found in the back of this book.

**VIPP Game:** This is a game that uses a set of Clue Cards for one or two VIPPs.

Choose a VIPP and fill in his/her information on the VIPP Information Sheet. Fill in a set of VIPP Clue Cards with the information for your VIPP. Tell the children about the VIPP, having them fill in the VIPP Clue Cards with the key facts as they learn them. Write any words the children need to write on a white-board or other piece of paper so they can see how to spell them. Help younger children write these words on their clue cards. Ideas for how to tell the children about many common VIPPs are listed at [praisefactory.org](http://praisefactory.org) with the resources for this Bible Truth.

**Optional TAKING IT TO OTHERS Activity: Introduce and Pray for the VIPP**

If you are presenting the VIPP to other children or parents you can assign children to hold up the 10 clue cards and say what each card tells about the VIPP. (Or, you can have the children hold them up as you tell what each one means.) Then lead the children in praying for the VIPP.

## Game: Hit the Wall

### Materials

Information Sheet for one VIPP

2 Set of Clue Cards

8 8.5" x 11" Manilla Envelopes

Nerf Ball or other soft ball for indoor use

### Preparing the Game

1. Fill in one set of clue sheets for the VIPP you are using.
2. Tape the other (blank) set of Clue Cards to the outside of the manilla envelopes.
3. Put the filled-in clue cards in the corresponding envelope.
4. Tape the envelopes to the wall.

### Playing the Game

**Reveal:** Tell the children about the VIPP, showing them your filled-in clue cards as you tell about them.

**Review:** Have the children take turns trying to hit an envelope with the ball. The teacher (or the child) tells the Clue Card category. The other children try to remember what the VIPP's answer was. Open it up and see if they got it right. If they did, the Clue Card is retired. If not, it can be added back into the Clue Cards to be aimed at.

**VIPP INFORMATION SHEET**

**VIPP NAME:**

\_\_\_\_\_

**WHAT VIPP LOOKS LIKE**

Man or Woman? \_\_\_\_\_

Hair color? \_\_\_\_\_

Eye color? \_\_\_\_\_

**FAVORITE ANIMAL**

\_\_\_\_\_

\_\_\_\_\_

**FAVORITE FOOD**

\_\_\_\_\_

\_\_\_\_\_

**FAVORITE FREE TIME ACTIVITY**

\_\_\_\_\_

\_\_\_\_\_

**WHAT VIPP DOES DURING WEEK**

\_\_\_\_\_

\_\_\_\_\_

\_\_\_\_\_

\_\_\_\_\_

**VIPP GROUP OF SERVICE:**

Church Member

Deacon

Elder

Church Staff

Special Volunteer

Supported Worker  
(Missionary)

**3 WAYS VIPP SERVES CHURCH**

\_\_\_\_\_

\_\_\_\_\_

\_\_\_\_\_

\_\_\_\_\_

\_\_\_\_\_

\_\_\_\_\_

\_\_\_\_\_

\_\_\_\_\_

**3 WAYS TO PRAY FOR  
THE VIPP**

\_\_\_\_\_

\_\_\_\_\_

\_\_\_\_\_

\_\_\_\_\_

\_\_\_\_\_

\_\_\_\_\_

\_\_\_\_\_

\_\_\_\_\_



## **BIBLE TRUTH 3, LESSON 2: PLANNER/OVERVIEW**

### **GETTING STARTED: Welcome and Opening Songs** (*introduce unit and get kids moving with these songs*)

**Welcome to Praise Factory:** PFI: Praise Factory Investigators Theme Song *PFI ESV Songs 11, Track 1*

**Rules to Help Us Worship God and Love One Another:** WoGoLOA Classroom Rules Song  
*PFI ESV Songs 11, Track 2*

**Big Question Under Investigation:** Big Question 11 Songs *PFI ESV Songs 11, Tracks 3,4*

**Big Question Bible Verse:** Romans 6:23 Song: *PFI ESV Songs 11, Track 5*

### **DIGGING DEEP DOWN: Key Concept and Story** (*introduce the Bible Truth and tell the related story*)

**Bible Truth 3:** We Must Trust Jesus as Our Savior and Obey Him as Our Lord

**Bible Truth Hymn:** To God Be the Glory, v.2 *PFI ESV Songs 11, Track 11*

**Bible Verse:** Romans 10:9-10

**Bible Verse Song:** If You Confess with Your Mouth *PFI ESV Songs 11, Track 12*

**Lesson 2 Story of the Saints:** The Case of the Talking Tea Chests

### **TAKING ACTION: Response Activities** (*choose from among these activities*)

**Snack and Discussion Planner:** Food for Dog and Man

**ACTS Prayer:** Prayer Sheet

**Bible Truth Review:** Discussion Questions and Game: Circus Lions

**Bible Truth Hymn:** To God Be the Glory, v.2 *PFI ESV Songs 11, Track 11*  
Song, Sign Language and Song Game: Word Take Away **PFI ESV Songs 11 BOOK or ONLINE**

**Bible Verse Review:** Romans 10:9-10 Discussion Sheet and Game: Hot and Cold Hide

**Bible Verse Song:** If You Confess with Your Mouth: Romans 10:9-10 *PFI ESV Songs 11, Track 12*  
Song, Sign Language and Song Game: Big Voice, Little Voice **PFI ESV Songs 11 BOOK or ONLINE**

**Story Review:** Discussion Questions and Game: Shoe Search and Ransom

**Case Replay, Jr: Drama Activity for Youngest Children** (children do same story actions together)

**Case Replay, Sr: Drama Activity for Most Children** (children re-tell story with individual parts)

**Craft:** The Gospel in the Sign Pictures of the Cree Language

**VIPP (Very Important Prayer Person) Prayer Time:** Coloring Sheets(back of book) & Game: Beanbag Toss In

### **TAKING IT HOME: Take Home Sheet for Review and Family Devotions**

**PFI Pronto:** Bible Truth 3, Lesson 2 **PFI ESV Prontos 11 BOOK or ONLINE**

**The Case of the Talking Tea Chests**

by Connie Dever

**Our story is called:****The Case of the Talking Tea Chests.****As you listen to the story, see if you can figure out:**

1. Who had the tea chests? How did he make them talk?
2. Who did he want them to talk to? What did they do when they heard what the tea chests had to say?

This story is not in the Bible. It is a true story about God's people obeying Jesus' command to spread the good news of salvation to the whole world. It takes place near the North Pole in Canada, in the 1830's.

"Crack! Crack! went the whip. "Now then, Curly, do your share! Come on, Puller, it's not far now," shouted the driver of the sled to his dogs.

"Crack! Crack!" The long whip snapped again, and the sled shot forward over the snow as the four, tired dogs pulled on steadily. The only sound was the tinkling of the bells on the moose-skin collars of the dogs, the crunching of the crisp snow under the sled boards, and occasionally in the distance the howling of a lone grey wolf.

Presently they passed from the open snow-field into a patch of half-burnt scrub. "Is this the place where we camp tonight?" the driver asked the two silent Indians who, for hours, had been running along beside the dogs. "Yes," the leader replied, "there is plenty of wood charred by last year's fire which will burn well."

In a few minutes the dogs were unharnessed and rolling on their backs in the snow. One of them began licking his tired feet, while the others nosed about for a rabbit or a ptarmigan (a type of small bird).

While James Evans unpacked the sled, the Indians chopped down a few charred tree-trunks, lit a bright crackling fire, and with their snow-shoes shoveled up a great bank of snow on three sides of it. Soon the water in their kettles was boiling, and the stiff frozen fish placed near the fire was thawed, cooked, and thrown to the hungry dogs. Next the men warmed up their own meal of tea and pemmican (flattened, dried buffalo meat) and tried to eat it before it froze solid again in the bitter cold air.

When supper was over, both dogs and men crawled close to the fire. The men talked about plans for the

next day's trip, had a time of prayer and singing to the Lord, then prepared themselves for bed. They spread out buffalo-skins and blankets, and wound them round themselves several times, covering even their heads, to protect themselves from getting frost-bite. Then they lay down with their feet to the fire, sheltered from the bitter wind by the bank of snow.

Each day they traveled further north in the bitter cold. Why were the men risking their lives like this? To take the good news of Jesus to the Cree Indians. How would they have a chance to trust in Jesus as their Savior if no one braved the snow and cold to tell them?

After weeks of travel, the men arrived at the Cree village. Many of these Indians had never seen a Paleface—a white-skinned man—before, and they crowded around in wonder.

"Hello, my friends," James Evans greeted them in the Cree language, "come gather around my camp-fire and I will tell you stories of Gitche Manito, the Mighty. He is the Great Spirit who loves all people. He sent His Son Jesus into the world to tell about Gitche Manito and to pay for the sins of all who turn away from their sins and trust in Him."

The Crees listened to Evans for hours as he told them stories of Jesus. Slowly, they began to understand.

"It is not enough for me to tell these Cree Indians about Gitche Manito and His Son Jesus who made the way for people to know Him," James Evans decided. "I can only be with them for a few months at a time. These people need to be able to read about Him by themselves. Then, they can keep learning more about Him, even when I am gone. But how?" he wondered. "There are so many problems! I hardly know how to speak Cree and they have no written language—not

**Story-telling Tips**

Ahead of time:

1. Read the Bible verses and story. Pray!
2. Create story cue cards on index cards (or highlight text).
3. Practice telling story dramatically, timing your presentation. Shorten, if necessary to fit your allotted time.
4. Decorate area with story props that help bring your story alive.

During your presentation:

1. Maintain as much eye contact as possible as you tell the story. Point to/use props at important points in the story. Include the kids in your story with a few questions about what they think will happen or words/concepts that might be new to them.
2. Watch the kids for signs that their attention span has been reached. Shorten, if necessary.



even an alphabet! What am I to do?"

For many days Evans thought and prayed for a plan. At last one came to mind. "Indian hunters draw pictures on a piece of bark showing a buffalo being captured or a fish being caught. Maybe I can make simple pictures that stand for sounds and put them together to make words," he decided.

So James Evans thought up a simple picture for every sound in the Cree language. Then he gathered together Chief Grey Moose and some of the other Cree men to begin teaching them.

James Evans used the end of a charred stick to make the sound pictures on a large board made of birch-bark. "This sign stands for 'ma'" he said as he pointed to the sound picture on the board. "Will you all say 'ma'?" he asked.

"Ma," they replied.

"This sign stands for 'nee'" as he made that symbol on the board. "Will you all say 'nee'?" James Evans asked them.

"Nee," they all repeated.

"Now say 'Ma-nee' as I point to the signs."

"Ma-nee," they replied.

"This is the sign for 'to'" "Will you all say 'to'?"

"To," came the answer.

"Let's say them together, as I point to them?"

"Ma-nee-to," they said, repeating the sounds slowly.

"Maneeto!" they exclaimed excitedly. The birch bark is talking. It is saying words! Can the birch bark say other words?" they asked.

"Oh yes," said Evans, "it can speak many things. I will teach you read all the words of Gitche Manito the Mighty, yourself," Evans told them.

The Cree were so excited! Soon so many students joined his class that he couldn't teach them all from his picture board. "I must print part of the Bible for them to learn to read from," Evans decided. "But how? I have no paper. Maybe I could make paper out of birch bark," he thought. And maybe I could make lead stamps for each of the sound pictures to print them on the birch bark."

So that's what they did. The squaws beat birch bark strips into thin pieces and cut them into sheets of paper. A Cree Indian named Cutshanoquin took lead from Evans' tea chests and melted it down. James carefully

poured it into clay molds and made stamps for each sound picture. Then he began the work of stamping out the words of one of the Gospels into the little symbols that made up the Cree's new written language on the birch bark paper.

After months of hard work, Evans finished printing out one of the Gospels (one of the books of the Bible that tells the story of Jesus) in the Cree language. How happy the Cree were to read the story of how Jesus, God's Son, came to make the way to God, for all who turn away from their sins and trust in Him as their Savior!

Not long after Evans finished the gospel, he had to leave the Crees and go back south to his family in Manitoba. He was sad to leave them, but was thankful to be able to leave the Cree a "talking book" about Gitche Manito the Mighty and His Son, Jesus that would tell them how they could turn from their sins and trust in Him as Savior long after he was gone.

And what happened to the Cree? Did they keep their talking book and read it? Did they turn and trust in the Lord Jesus Christ? No one knew for thirty years. Then one day, a dozen Indians came to the door of a missionary who had come to live in Canada. He had seen many Indians in his day, but never ones like this. Where had they come from? What did they want?

They held out a thick book, with covers made of reindeer skin and with pages made of birch-bark, thick like coarse brown paper. On it, in faded ink, were large, clumsily made letters of the Cree language. It was the very book that James Evans made for them!

"We have traveled thirteen days to find you," they told the missionary. Long ago a man came and made this book and taught our people how to read it; they told him, "but there much we don't understand. We have come to find a teacher, and we have come to ask you to show us its meaning and to send us a teacher."

Overjoyed the missionary answered, "Yes, of course, I will teach you. Come, my friends, sit by my fire," he said to them, "and I will tell you about Gitche Manito the Mighty and His Son, Jesus, that you might turn from your sins and trust in Him as Savior," just as James Evans had thirty years earlier.

**Cracking the Case:**

**It's time to answer our Case Questions.**

**1. Who had the tea chests? How did he make them talk?** James Evans. He used the lead from the tea chests to make letters for printing part of the Bible in the Cree language.

**2. Who did he want them to talk to? What did he want them to say to these people?** The Cree Indians. James Evans left them this Bible portion to be able to know the good news of Jesus, trust in Him as their Savior and be saved. He wanted them to begin to live for God.

**Something for Me and You**

**Our Bible Truth is:**

**We Must Trust Him as Our Savior and Obey Him as Our Lord**

**Our Bible Verse is Romans 10: 9-10:**

"...if you confess with your mouth, 'Jesus is Lord,' and believe in your heart that God raised him from the dead, you will be saved. For it is with your heart that you believe and are justified, and it is with your mouth that you confess and are saved."

Can you imagine making so many sacrifices for someone to hear about Jesus? James Evans was willing to make them because he knew it was worth any sacrifice to bring the good news of Jesus to people who had never heard. He wanted them to be able to confess with their mouths and believe in their hearts that God raised Jesus from the dead so that they could be saved.

Let's praise our God who saves for raising up men so like James Evans and his Indian friends to be willing to make great sacrifices to tell others how they can trust in Jesus as their Savior. Let's ask Him to work in our hearts that we might trust Jesus as our Savior. And let's ask Him to raise up more people—people like you and me, even—who would be willing to make great sacrifices so that others might hear about Jesus.

*Close in prayer.*

**Closing ACTS Prayer**

**A** God, we praise You for being the Giver of Strength and Courage to Your people that they might make great sacrifices to tell others about You.

**C** God, we confess that many times we do not think much about reading and understanding the Bible, even though we have it in our own language. We all need Savior!

**T** God, we thank You for caring that people even in faraway places hear the good news of salvation. Thank You for sending You people to these places to tell them how to be saved.

**S** God, work in our hearts. Help us to turn away from our sins and trust Jesus as our own Savior. Send out more people to faraway places, even today, that everyone might hear the good news of Jesus and be saved.

**Special Words**

**Tea Chest:** A light, metal-lined wooden box used to store large amounts of tea.

# **ACTS PRAYER ACTIVITY**

Use this sheet to write down your ACTS Prayer

### **Instructions:**

Use this sheet to help the children apply the Bible Truth into a prayer. You can use the ACTS provided or even better, have the kids think of their own applications. Also have the children add their personal requests to the prayer, too. Lead the children in the prayer or let them pray sections, with your help. Never force a child to pray! Non-readers can participate by you whispering a section of the prayer into their ear and allowing them to pray it aloud for the group.

### **ADORATION:**

God, we praise You for being the Savior of sinners who trust in Jesus. We honor You as the wise and good Lord we all should obey.

God, we praise You for being.....

---

Add your own Adorations:

---

---

---

### **CONFESSION:**

God, we confess that we are all sinners who need a Savior. We can never be acceptable to You on our own. We need Jesus to save us!

God, we have sinned against You....

---

Add your own Confessions:

---

---

### **THANKSGIVING:**

Thank You, God for working in the hearts of sinners that they would trust in Jesus as their Savior and be saved.

God, we thank You for...

---

Add your own Thanksgivings:

---

---

### **SUPPLICATION:**

God, work in our hearts. Help us to confess our sins to You and repent of them. Help us to trust in Jesus as our Savior. Help us to no longer live however we please, but now to live to please You.

God, we need Your help...

---

Add your own Supplication:

---

---

---

---

---

## **SNEAKY SNACK**

Can you figure out how this snack relates to the story?

---

### **Snack: Food for Dog and Man**

Goldfish cracker "Fish" like the sled dogs ate, beef jerky "pemmican" and iced herbal tea.

This is only a suggestion. Feel free to modify. Be mindful of allergy issues among your children!

**Case Tie-in:** James Evans chose to do very difficult things in order that the Cree Indians might hear the good news of Jesus, believe and be saved. He endured very, very cold weather as he traveled by sled dog up into the Far North where they lived. He worked hard to figure out a way to give them the Bible in their own language, even melting down the lead in his tea crates to make printing stamps to do this.

---

## **SOUL FOOD**

Food for thought during snack time

---

1. What does the snack have to do with the story?

Choose a few questions from the other activity discussion sheets to talk about during this snack time.

2.

---

---

3.

---

---

4.

---

---

5.

---

---

6.

---

---

7.

---

---

Directions: Read and discuss Bible Truth, using a FEW of the questions. Play game. Feel free to modify the game to fit your children.

### **We Must Trust Jesus as Our Savior and Obey Him as Our Lord**

It isn't enough to simply think that Jesus is the only way to God. We need to trust in Jesus as our own Savior; and, we need to begin a new life of living for Him.

We need to confess to God that we are a sinner and ask His forgiveness for our sins. We need to believe that Jesus suffered and died on the cross as the perfect payment for our sins; and that three days later, He rose from the dead in victory over death. We need to turn our lives over to Him, asking Him to help us to love and live for Him in everything we do.

Trusting in Jesus to be our Savior is a wonderful work that God does by His Holy Spirit in the hearts of His people. He delights for us to ask Him to send the Holy Spirit to do this work in our heart.

When we trust in Jesus as our Savior, we also accept Him as our Lord. "Lord" is an old word used in the Bible that we don't use much anymore. It means someone who is in charge and who we are to obey. The sign of someone who truly trusts in Jesus as their Savior, is whether they also are trying to live to please God.

God's people want to obey Him in everything they do, but they can't do that on their own--and they don't have to. God gives believers His Holy Spirit to live inside them and help them to grow in love and in obedience to Him. God always gives us what we need to be His people, if we but ask!

### **Understanding the Bible Truth**

1. Why isn't it enough to just know that Jesus is the only way to God? *Because we can know something with our minds and there never be a change in our hearts or lives. If we are truly saved, our hearts will be changed and our lives will show that change as we live to love and obey God.*
2. What must we do besides know that Jesus is the only way? *Ask Him to be our Savior, confess our own sins to Him, ask Him to forgive us, trust in our hearts that He died for us and that we are forgiven, and live our lives for Him.*
3. What do we need to believe about Jesus? *That He suffered and died on the cross as the perfect payment for our sins; and then three days later, He rose from the dead in victory over death.*
4. Who do we turn our life over to, if we want Jesus to be our Savior? How do we do that? *We need to turn our lives over to Him, asking Him to help us to stop living live to please ourselves, but instead to live to please God.*
5. What does "Lord" mean? *It means someone who is in charge and who we are to obey.*
6. What is the sign of someone who truly trusts in Jesus as their Savior? *That they are trying to live to please God, instead of just living life their own way.*
7. Who works in our hearts when we trust in Jesus? *God does, by His Holy Spirit.*
8. Who do God's people want to obey in everything they do? *God.*
9. Can they obey God on their own? Who helps them? *No, they can't on their own. The Holy Spirit will help them.*
10. What does God delight to do in our heart, if we ask Him? *To help us to trust in Jesus as our Savior and live for Him.*

### **Bible Verse Connection Question**

1. What does our Bible Truth have to do with our **Bible Verse: Romans 10:9-10**: "...if you confess with your mouth that Jesus is Lord and believe in your heart that God raised him from the dead, you will be saved. For with the heart one believes and is justified, and with the mouth one confesses and is saved."?

*This verse tells us that we are saved when we believe in our hearts that Jesus died on the cross and rose from the dead in victory over sin.*

### **Bible Truth Story Connection Questions**

1. Why did James Evans make so many sacrifices to tell the Crees about Jesus? *He traveled in the terrible, wintry conditions because he knew they needed to know about Jesus if they would be saved. He went to so much effort to leave them a Bible because he knew that God would use His Word to work in their hearts to want to confess their sins and believe in Jesus.*
2. Why did the Crees travel so far to find a missionary? *God's Word had been working in their hearts and desired to believe in Jesus, yet there was so much they still did not understand and wanted to know so that they would be saved.*

**Life Application Questions**

1. Are there any sins we can commit that Jesus cannot forgive if we ask Him? *No!*
2. Who can God's people go to for help in trusting in Jesus? Why? *God. He promises to never turn away anyone who comes to Him. He promises to give faith to all who ask Him for it.*
3. How can we become God's people? *By turning away from our sins and trusting in Jesus as our Savior.*

**ACTS Questions**

1. What is something we can praise God for because of this Bible Truth?  
*Praise God for being the Savior of His People.*
2. What are sins we can confess to God because of this Bible Truth?  
*Confess that we are sinners who have rebelled against God and His good ways. We deserve His punishment! We need Him to be our Savior!*
3. What is something we can thank God for because of this Bible Truth?  
*Thank God for making the way, Himself, through Jesus, that we might be saved.*
4. What is something we can ask God for because of this Bible Truth?  
*We can ask God to work in our hearts that we would want to turn away from disobeying Him and trust in this wonderful Jesus as our own Savior. We can ask Him to work in the hearts of others, too, that they might be saved.*

**The Gospel**

1. What is the good news that we need to believe to be saved? What is the gospel?  
*God is the good Creator and King of the world. He made people to worship Him and live by His good laws. But we are all sinners who have rebelled against Him. We all deserve death--God's just, eternal punishment for our sins. How terrible! But God has good news for us. In His great mercy, God sent His Son Jesus to earth to save sinners. Yes, Jesus, the perfect Son of God, left His home in heaven and became a man. He lived the perfect life that pleases God. (He's the only one who has ever done that!) He offered it up to God His Father as the perfect sacrifice for sins when He suffered and died on the cross. Then, on the third day, Jesus rose from the dead in victory. He had fully paid for the sins of God's people, so they wouldn't have to! Now all who turn away from their sins and trust in Jesus as their Savior will receive forgiveness of sins and eternal life with God. They will be His very own special people who will know Him and enjoy Him forever. We can be God's people, too, if we turn from our sins and trust in Jesus as our own Savior.*

## Game: Circus Lions

### Materials

Optional funny wig, glasses, hat, etc.

Hula hoop, etc.

Bible Truth Questions

### Preparing the Game

1. Choose 20+ questions for your game from the Bible Truth Discussion Questions, or make up your own.
2. Write the Bible Truth questions on small thin strips of paper (or make a photocopy of the Bible Truth Discussion Questions and simply cut them into strips) and put them in the bag/bowl.

### Playing the Game

Tell the children that they are circus lions. Have them get on all four and roar and roam like lions. Have them “jump” through a hula hoop, etc. Then tell them they are getting very, very sleepy and must lie down....on their backs... in their den. Tell them that sleeping lions lie very still, make no noise, and keep their eyes open! Tell them that you are the Lion Trainer and are trying to wake up the Sleeping, Lazy Lions to perform in the circus. Any lion that makes a move, a sound or smiles will have to get up! Put on your funny wig, glasses, hat, etc. and make your rounds, trying to catch the lions moving, making noise or to make them smile. Lions who are caught are asked to answer a question correctly as their circus trick to before they can go back to their den. Have one of the lions caught to pick a question. Read it to the whole class and take their answers. If they don't get it right, then the child/children must stay out until the next round and next correct answer. If desired, let some of the children take turns being the Lion Trainer.

Game continues as number of questions, time, and attention span allow.

### Non-competitive Option

Let all the caught lions join back into the circus, even if the class answers a question incorrectly. Put the question back in the bag for further review.

### Optional TAKING IT TO OTHERS Activity: Quiz Questions

Have the children choose a few of the questions from the game to ask the parents/other children during TAKING IT TO OTHERS time. Help pre-readers by whispering the question in their ear and letting them ask it aloud to the parents/other children. Make sure you read the Bible verse aloud before you ask your questions.

Directions:

1. Write words to song in large print before class.
2. Play the song for the children, helping them follow along on the song sheet.
3. Discuss the song, using a few questions from the discussion sheet. *Don't use them all!*
4. Introduce sign language for key words of your choice from sign language sheet for your song. Use as few or as many as you think the children can learn.
5. Sing and sign the song. Sign language as well as large format lyrics and sheet music are found in the PFI Unit Songbook or online.
6. If desired, play the Song Game.

**Optional TAKING IT TO OTHERS Activity: Presenting and Singing the Song**

1. Sing and sign the song, encouraging the watching children/parents to join in.
2. Ask the class some of the questions listed below. The Bible Truth Connection Question is particularly good to help them understand how the song ties in with the Bible Truth.

**To God Be the Glory**

**Verse 2**

O perfect redemption,  
the purchase of blood,  
To ev'ry believer the promise of God;  
The vilest offender who truly believes,  
That moment from Jesus  
a pardon receives

**Refrain:**

Praise the Lord, praise the Lord,  
Let the earth hear His voice!  
Praise the Lord, praise the Lord,  
Let the people rejoice!  
O come to the Father, thro' Jesus the Son,  
And give Him the glory, great things He hath done.

**Listen to it on PFI ESV Songs 11, Track 11**

**Understanding the Song**

1. What is "perfect redemption"? *To have your sins completely, perfectly paid for.*
2. Whose blood is the only perfect redemption for our sins? Why? *Jesus: Because only He lived the perfect life that could please God. Only He could offer up His life—His blood—as an acceptable sacrifice for sins.*
3. What is the promise of God? *To pardon every believer who truly believes.*
4. What does "vilest offender" mean? *The worst of sinners.*
5. What does the vilest offender have to do to have his sins forgiven? *Truly believe in Jesus as his Savior.*
6. Why does Jesus pardon make us want to praise and rejoice in the Lord? *Because His pardon is perfect and we never have to worry about our sins again. Because we could never deserve such a wonderful gift.*
7. What does it mean to come to the Father through Jesus the Son? *Trusting in Jesus' death and sacrifice is the only way we can know the Father, the holy, perfect God.*

**Bible Truth Connection Question**

1. How does this song relate to our Bible Truth: **We Must Trust in Jesus as Our Savior?**

*It is not enough to know that Jesus can save, we must trust Him to be our Savior. When we do—even if we have been the worst of sinners—we can know that God will save us, just as He has promised. This makes us want to give God the glory for the great things He has done for us.*

**Story Connection Question**

1. How does this song relate to today's story? *James Evans chose to make such great sacrifices in order that the Cree Indians might know that they could come to Jesus and receive perfect redemption through Him. As Cree Indians turned to Jesus and trusted Him as their Savior, they added a new language, a new people, who praised God for the great things He had done through Jesus.*

**Life Application Questions**

1. How can our lives be affected by the message of this song?  
*We can praise God who is willing to forgive us our sins, no matter how many or how terrible they are. We can ask Him to help us to truly believe in Him that we would be saved. We can ask God to help us praise His name to others that they might know, too, what an amazing Savior He is.*
2. How can we become God's people? *By turning away from our sins and trusting in Jesus as our Savior.*



**Bible Connection Question**

1. What does this hymn have to do with our Bible Verse: **Romans 10:9-10**: "...if you confess with your mouth that Jesus is Lord and believe in your heart that God raised him from the dead, you will be saved. For with the heart one believes and is justified, and with the mouth one confesses and is saved."?

*No matter who you are and what you have done, you can receive a pardon for all your sins when you truly believe in Jesus (that is, when you have confessed your sins to God, turned away from them and trusted in Jesus as your Savior). This is true, even if you are the vilest offender. How can this be? Because God's people are redeemed through Jesus' blood, shed on the cross. His blood is enough to pay for all of a sinner's sins, no matter how many or how bad they are. That is why God's people praise Him and give Him the glory for this great thing that He has done!*

**ACTS Questions**

1. What is something we can praise God for from this hymn?

*Praise God for being the purchaser, the redeemer of His people through the blood of Jesus.*

2. What are sins we can confess to God from this hymn?

*We can confess that we are vile offenders against God and His good ways. We have all chosen to rebel against Him. We deserve God's punishment! Our only hope is for Him to save us, through the blood of Jesus.*

3. What is something we can thank God for from this hymn?

*We can thank God sending Jesus to save His people from their sins. We can thank Him that He can save anyone, even the vilest offender (the worst of sinners) when they turn from their sins and truly believe in Him.*

4. What is something we can ask God for from this hymn?

*That God would work in our hearts that we might turn from our sins and trust Jesus as our Savior. We can ask Him to pardon our sins and make us His people. We can ask Him to help us praise Him for the great things He has done for His people through Jesus.*

**Gospel Question**

1. How did we become sinners? How can we be saved? What is the gospel?

*God is the good Creator and King of the world. He made people to worship Him and live by His good laws. But we are all sinners who've rebelled against Him. We all deserve death--God's just, eternal punishment for our sins. How terrible! But God has good news for us. In His great mercy, God sent His Son, Jesus to earth as a man to save sinners. He lived the perfect life that pleases God. (He's the only one who's ever done that!) He offered it up to God His Father as the perfect sacrifice for sins when He suffered and died on the cross. Then, on the third day, Jesus rose from the dead in victory. He had fully paid for the sins of God's people, so they wouldn't have to! Now all who turn away from their sins and trust in Jesus as their Savior will receive forgiveness of sins and eternal life with God. They will be His very own special people who will know Him and enjoy Him forever. We can be God's people, too, if we turn from our sins and trust in Jesus as our own Savior.*

## **Song Game: Word Take Away**

### **Materials**

Sign Language Signs and Song

White board and marker

Eraser

### **Preparing the Game**

1. Write the words to the song on a white board.

### **Playing the Game**

1. After children have learned the song and signs well, then tell the children that you are going to leave out words from the song (that you've learned signs for) and just do the sign in its place.
2. Have the children help you choose a word to take out. Erase the word from the board. Review the sign the for erased word.
3. Sing the song, trying to remember to NOT sing the word and do only the sign.
4. Continue to take out words until all of the words (with signs) have been taken out.

Game continues as number of questions, time, and attention span allow.

choose a FEW questions for discussion, then choose the game and/or music activity

**Meditation Version: Romans 10:9-10**

"...if you confess with your mouth that Jesus is Lord and believe in your heart that God raised him from the dead, you will be saved. For with the heart one believes and is justified, and with the mouth one confesses and is saved."

**Alternate Memory/Games Version: Romans 10:9**

"...if you confess with your mouth that Jesus is Lord and believe in your heart that God raised him from the dead, you will be saved."

**Understanding the Bible Verse**

1. What does it mean to confess something? *To say that you believe it is true.*
2. What does it mean to confess that Jesus is Lord? *A lord is someone who rules over his lands; but to say that Jesus is Lord (capitol "L") means that he rules over everything.*
3. Why is it important to believe that God raised Jesus from the dead? *Only if God raised Jesus from the dead, did Jesus really win the victory over sin and death. He cannot save us, if He was still dead.*
4. What is the difference between knowing about something and believing in something? *You know about something with just your mind, but you believe something with your mind and your heart and are willing to change your life because of it.*
5. What does it mean to be justified? *To be forgiven of your sins so that God does not count them against you. (He treats "just as if" never sinned.)*
6. Why is confessing with our mouths important for salvation? *It shows that we truly believe that Jesus is Lord and are willing to be known as a believer in Jesus, no matter what others think.*

**Bible Truth Connection Question**

1. What does this verse have to do with the **Bible Truth: We Must Trust in Jesus as Our Savior**? *It's not enough to just know about Jesus. We must believe in our own hearts that He is our Savior and be willing to confess to others that He is our Lord who we obey, if we are to be saved.*

**Story Connection Questions**

1. What does the verse have to do with our story? *James Evans made so many great sacrifices to tell the Cree Indians about Jesus because he knew that only by them trusting in Him, themselves would they be saved. The Crees traveled to find a missionary to help them understand the Bible so that they would not just know about Jesus, but trust in Him for salvation.*

**Life Application Questions**

1. Who can help God's people confess that Jesus is Lord and help us believe that God raised Jesus from the dead? *God! He promises to give faith to all who ask Him for it.*
2. How can we become God's people? *By turning away from our sins and trusting in Jesus as our Savior.*

**ACTS Questions**

1. What is something we can praise God for from this Bible Verse? *Praise God for being the Lord, the one, true God all should worship and obey.*
2. What are sins we can confess to God from this Bible Verse? *That we have all turned away from God, even though He is Lord. We need a Savior!*
3. What is something we can thank God for from this Bible Verse? *We can thank God for making the way that sinners can be saved.*
4. What is something we can ask God for from this Bible Verse? *We can ask God to work in our hearts that we would want to turn away from disobeying Him and trust in this wonderful Jesus as our own Savior. We can ask Him to help us confess that Jesus is Lord. We can ask Him to help us believe that He raised Jesus from the dead.*

**ACTS Questions**

1. What is something we can praise God for from this Bible Verse?

*Praise God for being the Provider of the Way to eternal life with Him.*

2. What are sins we can confess to God from this Bible Verse?

*That we have all turned away from God. We cannot make our way to God on our own because of our sins. We deserve God's punishment! We need a Savior!*

3. What is something we can thank God for from this Bible Verse?

*We can thank God for the wonderful promise of taking all His people to live forever with Him.*

4. What is something we can ask God for from this Bible Verse?

*We can ask God to work in our hearts that we would want to turn away from disobeying Him and trust in this wonderful Jesus as our own Savior. We can ask Him to work like this in others, too.*

**The Gospel**

1. What must we believe if we are to be saved? What is the gospel?

*God is the good Creator and King of the world. He made people to worship Him and live by His good laws. But we are all sinners who have rebelled against Him. We all deserve death--God's just, eternal punishment for our sins. How terrible! But God has good news for us. In His great mercy, God sent His Son Jesus to earth to save sinners. Yes, Jesus, the perfect Son of God, left His home in heaven and became a man. He lived the perfect life that pleases God. (He's the only one who has ever done that!) He offered it up to God His Father as the perfect sacrifice for sins when He suffered and died on the cross. Then, on the third day, Jesus rose from the dead in victory. He had fully paid for the sins of God's people, so they wouldn't have to! Now all who turn away from their sins and trust in Jesus as their Savior will receive forgiveness of sins and eternal life with God. They will be His very own special people who will know Him and enjoy Him forever. We can be God's people, too, if we turn from our sins and trust in Jesus as our own Savior.*

## Game: Hot and Cold Hide

### Materials

Bible verse written up in large print so that all can see

An object to hide

### Preparing the Game

None.

### Learning the Verse

Some or all of your children may be non- or early readers. Teach the verse in sections, having them say it after you. Repeat a few times. Add clapping or other movement as they say it.

### Directions

1. If desired, lead the children in a discussion of a **FEW** of the most important questions before beginning game.
2. Explain the game to them as follows:

Have the children sit or stand in a group. Tell them that one person will leave the room and another person will hide the object. After the object is hidden the Seeker will begin to look for the object. The rest of the children, led by the teacher, will begin to repeat the verse over and over, reciting it louder as the Seeker gets closer to the object and more quietly as the Seeker gets further from the object. When the object has been found, the leader will choose another Hider and Seeker and the game continues.

Game continues as time or attention span allow.

### Optional TAKING IT TO OTHERS Activity: Quiz Questions

Have the children choose a few of the questions from the game to ask the parents/other children during TAKING IT TO OTHERS time. Help pre-readers by whispering the question in their ear and letting them ask it aloud to the parents/other children. Make sure you read the Bible verse aloud before you ask your questions.

Directions:

1. Write words to song in large print before class.
2. Play the song for the children, helping them follow along on the song sheet.
3. Discuss the song, using a few questions from the discussion sheet. *Don't use them all!*
4. Introduce sign language for key words of your choice from sign language sheet for your song. Use as few or as many as you think the children can learn.
5. Sing and sign the song. Sign language as well as large format lyrics and sheet music are found in the PFI Unit Songbook or online.
6. If desired, play the Song Game.

**Optional TAKING IT TO OTHERS Activity: Presenting and Singing the Song**

1. Sing and sign the song, encouraging the watching children/parents to join in.
2. Ask the class some of the questions listed below. The Bible Truth Connection Question is particularly good to help them understand how the song ties in with the Bible Truth.

**If You Confess with Your Mouth**

If you confess, with your mouth, "Jesus is Lord,"  
 And believe in your heart that God raised Him from the dead,  
 You will be saved, you will be saved.  
 For with the heart, one believes and is justified.  
 If you confess, with your mouth,  
 "Jesus is Lord,"  
 And believe in your heart that God raised Him from the dead,  
 You will be saved, you will be saved.  
 For with the mouth, one confesses and is saved.  
 Romans Ten: nine through ten.

**Listen to it on PFI ESV Songs 11, Track 12**

## Song Game: Big Voice, Little Voice

### Materials

Song  
 Sign language signs used in the song printed out onto little cards  
 Blindfold

### Preparing the Game

None.

### Playing the Game

1. Practice the song and signs until the children know them well. Then tell them: "Children, we are going to hide a sign language sign and see if one of you can find it... with a little help from the rest of us!"
2. Choose someone to be "It" and blindfold them. Choose another child to hide one of the sign language cards. When it's hidden, "It" can remove the blindfold and begin to look.
3. The rest of the children will sing the song in a louder voice when "It" gets closer to the hidden sign and quieter when "It" gets further from the sign.
4. When "It" finds the hidden clue, another "It" is chosen and play begins again.

Game continues as number of questions, time, and attention span allow.

**STORY REVIEW**

Directions: Read and discuss Bible Truth, using a FEW of the questions. Play game. Feel free to modify the game to fit your children.

**General Story Questions**

1. What was so difficult about James Evans journey to the Cree Indian village? *Because it was so very, very cold and there was no place to stay out of the cold on the long journey to the Cree's village. There also were wild animals that could eat you.*
2. What did men do besides eat and wrap themselves in their blankets at night? What does that tell you about how important how important Jesus was to them? *They had a time of singing to the Lord and prayed. It was just as important to pray to God as it was to feed their bodies.*
3. Why did James Evans not think it was enough to just tell the Crees about Jesus? *He knew that he would only be with them a few months a year at the most. He knew they needed a way to learn about Jesus all the time, whether he was there or not.*
4. What did James Evans have to do in order to make the Crees a Bible? *He had to make up an alphabet, teach the Cree to read, make the paper and symbol stamps; then, stamp the Bible out by hand.*
5. What did he use the birch bark and tea chests to make? *Birch bark to make paper. Lead from the tea chests to make the little symbol stamps.*
6. How did they make the birch bark into paper? *They cut it into thin pieces and pounded it into paper.*
7. What did Evans use as a guide to make their alphabet? *Hunters' sign pictures.*
8. What good could leaving them with a Bible do that just Evans' words could not? *They did not have to just rely on their memory about how who Jesus was and what they must do to be saved. The Holy Spirit uses God's Word in a special way to bring people to turn and trust in Him.*
9. Why did the Cree travel so far to find a missionary, thirty years after Evans left them? *They wanted someone to teach them the meaning of the Bible stories they read. They wanted to know more about God.*
10. How did the Crees show that they wanted to turn and trust in Jesus? *They wanted to learn more about the Great Spirit, wanted to be able to read the Bible, traveled a long way to find someone to tell come and them more about Jesus and the Bible.*
11. Why would James Evans choose to make such great sacrifices for the Crees? *Because nothing was more important than people trusting in Jesus as their own Savior. If they did not have God's Word, how could they know? If they didn't know, then they would die in their sins. James Evans wanted them to be saved!*

**Bible Truth Connection Questions**

1. What does this story have to do with our Bible Truth: We Must Trust in Jesus as Our Savior? *James Evans was willing to risk his life so that the Cree Indians would hear about Jesus and turn and trust in Him as their Savior.*

**Bible Verse Connection Question**

1. What does the story have to do with our Bible Verse: **Romans 10:9-10:** "...if you confess with your mouth that Jesus is Lord and believe in your heart that God raised him from the dead, you will be saved. For with the heart one believes and is justified, and with the mouth one confesses and is saved."?  
*James Evans knew that the Cree would not be saved, if they did not know the good news of Jesus. He made many sacrifices so that they could have in their own language the story of how Jesus died on the cross for His people's sins and rose from the dead, in victory over sin and death. He wanted them to confess with their mouths that Jesus is Lord. He wanted them to believe in their hearts that God raised Jesus from the dead, that they would be saved.*

**Life Application Questions**

1. What sacrifices might God's people today make to tell others about Jesus, so that they might trust Him as their Savior?
2. What must we do to be saved? *Turn away from our sins and trust in Jesus as our Savior.*

**ACTS Questions**

1. What is something we can praise God for being that we learned in our story?

*Praise God for being the Giver of Strength and Courage to His people that they might make great sacrifices to tell others about Him.*

2. What is something we can confess as sin that we learned in our story?

*Confess that many times we do not think much about reading and understanding the Bible, even though we have it in our own language.*

3. What is something we can thank God for that we learned in our story?

*We can thank God caring that people even in faraway places hear the good news of salvation. Thank Him for sending His people to these places to tell them how to be saved.*

4. What is something we can ask God for that we learned in our story?

*We can ask God to work in our hearts, helping us to turn away from our sins and trust Jesus as our own Savior. We can ask Him to send out more people to faraway places, even today, that everyone might hear the good news of Jesus and be saved.*

**The Gospel**

1. What is the good news of Jesus that James Evans told the Cree Indians? What is the gospel?

*God is the good Creator and King of the world. He made people to worship Him and live by His good laws. But we are all sinners who have rebelled against Him. We all deserve death--God's just, eternal punishment for our sins. How terrible! But God has good news for us. In His great mercy, God sent His Son Jesus to earth to save sinners. Yes, Jesus, the perfect Son of God, left His home in heaven and became a man. He lived the perfect life that pleases God. (He's the only one who has ever done that!) He offered it up to God His Father as the perfect sacrifice for sins when He suffered and died on the cross. Then, on the third day, Jesus rose from the dead in victory. He had fully paid for the sins of God's people, so they wouldn't have to! Now all who turn away from their sins and trust in Jesus as their Savior will receive forgiveness of sins and eternal life with God. They will be His very own special people who will know Him and enjoy Him forever. We can be God's people, too, if we turn from our sins and trust in Jesus as our own Savior.*



## Game: Shoe Search and Ransom

### Materials

The children's shoes

Masking Tape

Story Review Questions, one per child

Paper and marker/pencil for writing questions and keeping score

### Preparing the Game

1. Choose 20+ questions for your game from the Story Review Discussion Questions, or make up your own.
2. Hide the questions around the room. Make a line out of tape for each team, approximately long enough to place one shoe per child per team on it.

### Playing the Game

Have the children sit down in lines of equal teams. Have them take off one of their shoes and give them to you to place along the taped line in front of their team and then sit back down in their groups. Tell them that in order for them to get back their shoes, they will have to do a little searching and ransoming. Explain that questions on small pieces of paper are hidden around the room. You will alternate between the two teams asking the first person in each line to get up and find a question for their team to answer. (The person hunting can ask for suggestions, if desired, from his/her seated teammates.) If the team answers it correctly, then that child's shoe is "ransomed". If not, then the question goes to the other team to answer. If they answer it correctly, then the first team member's shoe is ransomed.

Continue until all shoes are ransomed. Repeat game as time and attention spans allow.

### Non-competitive Option

Don't split into teams. Have the children sit down in a circle around the pile of shoes. Let one or two children at a time search for a question for the teacher to ask the group. If the group gets it right, then the child/children can ransom one of their shoes. Continue until everyone has their shoes ransomed.

### Optional TAKING IT TO OTHERS Activity: Quiz Questions

Have the children choose a few of the questions from the game to ask the parents/other children during TAKING IT TO OTHERS time. Help pre-readers by whispering the question in their ear and letting them ask it aloud to the parents/other children.

**CASE REPLAY ACTIVITIES**

Use this guide to review the Case Story and act it out for others to enjoy!

**CASE REPLAY, JR: YOUNGEST CHILDREN**

**Description:** The children will act out the story together, everyone doing the same action/sound effect at the same time. This activity is most suitable for kindergarteners.

**Materials**

The Case RePlay, Jr. script for younger children

**Preparation**

1. Read through the script and write in the blanks along the side possible actions/sound effects the children could do to act it out.

**Instructions**

1. Tell the children that they will be re-enacting the story together as you tell it.
2. As you read the script, lead the children in actions/sound effects to do with you.
3. If desired, you can read the script and stop at certain sentences and ask them what a good action/sound effect would be to act out what you just read.
4. Repeat the re-enactment one or two times more.

**CASE REPLAY, SR: OLDER CHILDREN**

**Description:** The children act out the story as a three-scene play. You will narrate it using the Case RePlay, Sr. script and they will act it out (no spoken words, for the most part), with each child assuming a different character's role. This activity is most suitable for first grade and up. You will review the story, then practice it a few times before performing it for others.

**Materials**

The Case RePlay, Sr. script

White board or other large format paper (if using a word bank)

Costumes and props

**Preparation**

1. Prepare for the play by choosing costumes and props for each character in the story. Decorate the area with any scenery props.
2. Write the words "Beginning," "Middle," "End" on a large piece of paper/whiteboard with plenty of space under each heading. You will use this paper to help the children think about the story as a three-scene play, as it is presented in the script.

**Instructions**

1. Tell the children that they will get to act out the story as a three-scene play, with a beginning, middle and end section. Tell them that before they can act it out, they need to think it out. as you narrate it with your script.
2. Take the children's answers as they recount the story, helping them put key incidents in the right order.
3. If desired, when they have filled in their Beginning, Middle, End, read through your whole (real) script, so they hear exactly what you will have them act out.
4. Then tell the children that it's time to practice acting out the story.
5. Assign parts to each child. If you are using costumes, do NOT give them out at this point. They will be a distraction.
6. Have all the children sit on the floor or in chairs on one side of the "stage," then call the characters up in place as their part in the story comes.
7. As you read the script, guide the children in where you want them to move or do to act it out.
8. After going through the whole script once, give out any costumes and props and act out the script once or twice more.

**Optional TAKING IT TO OTHERS Activity: Re-enacting the Story**

Read the script as the children act out together (younger) or assuming different roles (older) as the other children or the parents watch.

## **CASE REPLAY, JR--YOUNGER KIDS (KINDERGARTEN) P.2**

Welcome to our play! The name of our story is: The Case of the Talking Tea Chests.

Our story takes place near the North Pole in Canada, in the 1830's.

And now we present: "The Case of the Talking Tea Chests."

### **Scene 1:**

James Evans and his Indian companions drive their sled dogs to the northern most part of Canada to where the Cree Indians lived. They slept out in the snow and endured such bitter cold that the food and the tea would freeze before it could even reach their mouths during the long journey to get there. They chose to risk their lives in these terrible conditions to tell the Cree about Jesus.

### **Actions:**

---

---

---

---

---

### **Scene 2:**

At last, James Evans came to Cree village and started work. The Cree did not have a written language, not even an alphabet. It would be hard to teach about Jesus without them having a Bible. And there was so way to have a Bible without a written language. What would James do? There was only one thing to do: make them a written language and write the Bible down for them. So that's just what James Evans did. He made up words for them using symbols like what the hunters used on trails. The Cree were eager learners and soon had learned enough symbols to read. Evans got the Indians to make paper out of birch bark and ink molds out of lead from his tea chests so that he could write down a Bible for them. After a lot of hard work, Evans gave them one of the gospels--a book of the Bible that tells about what Jesus did and taught while He lived on earth. Evans went home, but left the Bible with the Cree so that they could hear more about Jesus and trust Him as their Savior.

---

---

---

---

---

---

---

---

---

### **Scene 3:**

Thirty years later, some Cree Indians made a long journey to find a missionary to tell them more about Jesus and the Bible. They showed the missionary the Bible that James Evans had made them. They asked him to come with them to teach them more about Jesus. The missionary went with the Indians and helped them learn the Bible and about Jesus.

---

---

---

---

---

---

---

---

### **Bible Truth Tie-In:**

The Bible Truth we are learning is: **We Must Trust Jesus as Our Savior and Obey Him as Our Lord.** James Evans was willing to make such great sacrifices so that the Cree Indians would hear about Jesus and turn and trust in Him as their Savior.

---

---

## **CASE REPLAY, SR--OLDER KIDS (1ST GRADE AND UP) P.3**

Welcome to our play! The name of our story is called: The Case of the Talking Tea Chests.

Our story takes place near the North Pole in Canada, in the 1830's.

The characters in our story are: James Evans; His Indian companions; and, the Cree Indians.

And now we present: "The Case of the Talking Tea Chests."

### **Scene 1: (Beginning)**

James Evans and his Indian companions drive their sled dogs to the northern most part of Canada to where the Cree Indians lived. They slept out in the snow and endured such bitter cold that the food and the tea would freeze before it could even reach their mouths during the long journey to get there. They chose to risk their lives in these terrible conditions to tell the Cree about Jesus.

### **Scene 2: (Middle)**

At last, James Evans came to Cree village and started work. The Cree did not have a written language, not even an alphabet. It would be hard to teach about Jesus without them having a Bible. And there was so way to have a Bible without a written language. What would James do? There was only one thing to do: make them a written language and write the Bible down for them. So that's just what James Evans did. He made up words for them using symbols like what the hunters used on trails. The Cree were eager learners and soon had learned enough symbols to read. Evans got the Indians to make paper out of birch bark and ink molds out of lead from his tea chests so that he could write down a Bible for them. After a lot of hard work, Evans gave them one of the gospels--a book of the Bible that tells about what Jesus did and taught while He lived on earth. Evans went home, but left the Bible with the Cree so that they could hear more about Jesus and trust Him as their Savior.

### **Scene 3: (End)**

Thirty years later, some Cree Indians made a long journey to find a missionary to tell them more about Jesus and the Bible. They showed the missionary the Bible that James Evans had made them. They asked him to come with them to teach them more about Jesus. The missionary went with the Indians and helped them learn the Bible and about Jesus.

### **Bible Truth Tie-In:**

The Bible Truth we are learning is: **We Must Trust Jesus as Our Savior and Obey Him as Our Lord.** James Evans was willing to make such great sacrifices so that the Cree Indians would hear about Jesus and turn and trust in Him as their Savior.

## The Gospel in the Sign Pictures of the Cree Language

### Description

Children will write out and/or decorate John 3:16 in the Cree Syllabic alphabet created by James Evans.

### Materials

Copies of Cree Syllabic Alphabet, 1 per child

Copies of John 3:16 in Cree, 1 per child

If desired (older children) blank sheets to write John 3:16 on

Markers

### Preparing the Craft

1. Make copies of the two or three sheets, depending on which version using.
2. Set out markers.
3. Make a sample of the craft.

### Making the Craft

1. Show the sample of the craft you have made.
2. With younger children, have them trace over the symbols with their markers. With older children, have them copy the symbols onto their own blank sheet of paper.
3. Decorate the border.
4. If desired, use the chart to try to pronounce the verse in Cree.

### Optional TAKING IT TO OTHERS Activity: Craft Presentation

If you are presenting the craft to other children or parents the children can hold up their crafts (or your model craft) and read their Bible Truth Connection answers to explain the importance of the craft.

**CASE CRAFT****Discussion Guide****Instructions:**

As the children are settled into making their craft, ask them these questions to help them understand the craft's significance. Use the answers provided to guide the children's answers.

**Discussion Questions**

1. Where did James Evans and his friends risk their lives to go? *To the frozen north of Canada.*

2. Why did they risk their lives to go there? *They wanted to tell the Cree Indians who lived there the good news of Jesus.*

3. What did James Evans do in order to really teach them about Jesus?

*He worked long hours, stamping by hand the Gospel in the sign pictures of the Cree language so that the Cree Indians could read about Jesus in their own language.*

4. What is Bible Truth that we are learning?

*We Must Trust Jesus as Our Savior and Obey Him as Our Lord.*

5. What does our craft have to do with our Bible Truth: We Must Trust Jesus as Our Savior and Obey Him as Our Lord?

*James Evans sacrificed so much to give the Cree Indians the Gospel in their own language so that they might turn from their sins and trust Jesus as their own Savior.*

6. What can our craft help us remember?

*Making a way for people to hear about salvation through Jesus is worth making great sacrifices!*

**TAKING IT TO OTHERS****Craft Presentation****Instructions:**

Have children hold up your model craft/their crafts. Choose five children (or you say) the five sections below to explain the craft's importance.

**Presentation:**

1. Our craft is: The Gospel in the Sign Pictures of the Cree Language.

2. In the frozen north of Canada, James Evans worked long hours, stamping by hand the Gospel in the sign pictures of the Cree language so that the Cree Indians could read about Jesus in their own language.

3. Our Bible Truth is: We Must Trust Jesus as Our Savior and Obey Him as Our Lord.

4. James Evans sacrificed so much to give the Cree Indians the Gospel in their own language so that they might turn from their sins and trust Jesus as their own Savior.

5. Our craft can help us remember that making a way for people to hear about salvation through Jesus is worth making great sacrifices!

Note: Even non-readers can participate in presenting the craft, if you will whisper what they are to say in their ear and let them say it aloud for the others to hear.



### Invention of the Syllabic Characters

#### THE CREE SYLLABIC ALPHABET.

ENGLISH.	CREE CHARACTERS.				ENGLISH.
	ū	o	oo	ah	u ooy
a	v	Δ	▷	◁	X Christ
p	v	Δ	▷	◁	u p
t	U	⊖	⊙	⊞	u t
k	q	⊖	⊙	⊞	u k
ak	γ	⊖	⊙	⊞	- ak
m	γ	⊖	⊙	L	u m
u	σ	σ	⊖	⊙	u u
u	γ	⊖	⊙	⊞	u u
y	q	⊖	⊙	⊞	u l

The dots over any syllabic characters the vowel sound.



Thus, UσD - Mandey the Indian name for the Great Spirit, uσu; UL - Manna; << - Papa.



• ▽ ʔ PʀLσ) ▽ʔΛʀ  
 ḷḷḷḷ ḷḷḷḷ ḷḷḷḷ, P  
 Γḷḷḷḷ ḷḷḷḷ ḷḷḷḷ ḷḷḷḷ  
 ▽ḷḷḷḷ, Γḷḷḷḷ ▽ ḷḷḷḷ  
 ▽ḷḷḷḷ ḷḷḷḷ ḷḷḷḷ ḷḷḷḷ  
 ḷḷḷḷ ḷḷḷḷ ḷḷḷḷ ḷḷḷḷ ḷḷḷḷ  
 Pʀ σḷḷḷḷ ḷḷḷḷ ḷḷḷḷ,  
 Lḷḷḷ Pʀ ḷḷḷḷ ḷḷḷḷ  
 ḷḷḷḷ Pʀ ḷḷḷḷ ḷḷḷḷ ḷḷḷḷ ḷḷḷḷ

John 3:16 using the Cree Syllabic Alphabet





## John 3:16 using the Cree Syllabic Alphabet

Blank Sheet for children to write upon



**BEFORE CLASS:****1. PICK YOUR PERSON**

VIPPs can be anyone in your church! Typically, they fall into 6 categories: Church staff, Elders, Deacons/deaconesses, Special Volunteers (people who aren't paid, but spend a lot of time helping out in particular ways), Supported Workers (aka missionaries), and Church Members.

**2. GATHER YOUR FACTS**

Use the VIPP Information Sheet to write down the facts about your VIPP. The information on this worksheet is used in the VIPP activities, listed in the "Choose an Activity" section below.

**DURING THE ACTIVITY:****1. INTRODUCE YOUR VIPP**

Introduce your VIPP to the children, using the VIPP Information Sheet. Fill in a set of VIPP Clue Cards with the information for your VIPP. If desired, you can even have the actual person come into class for the children to meet.

Need help describing what someone does for the church in a kid-friendly way? Check out the list of common VIPPs on the Praise Factory website in the PFI resources. There are lots of kid-friendly descriptions for common VIPP's, such as pastors, elders, deacons and a lot more.

**2. PRAY!**

Lead the children in praying for the VIPP. Ask the children if they would like to pray for one of the VIPPs prayer requests. Even non-readers can pray for the VIPP if you whisper the prayer request in their ear, then let them say it aloud. Never force a child to pray!

**3. CHOOSE AN ACTIVITY**

There are two activities you can use to help the children learn about the VIPP:

**VIPP Clue Cards:** These are nine coloring sheets in which children fill in the nine things they learn about the VIPP from the VIPP Information Sheet. Photocopy a set of each child. Use as few or as many of these Clue Cards as you desire. They are found in the back of this book.

**VIPP Game:** This is a game that uses a set of Clue Cards for one or two VIPPs.

Choose a VIPP and fill in his/her information on the VIPP Information Sheet. Fill in a set of VIPP Clue Cards with the information for your VIPP. Tell the children about the VIPP, having them fill in the VIPP Clue Cards with the key facts as they learn them. Write any words the children need to write on a white-board or other piece of paper so they can see how to spell them. Help younger children write these words on their clue cards. Ideas for how to tell the children about many common VIPPs are listed at [praisefactory.org](http://praisefactory.org) with the resources for this Bible Truth.

**Optional TAKING IT TO OTHERS Activity: Introduce and Pray for the VIPP**

If you are presenting the VIPP to other children or parents you can assign children to hold up the 10 clue cards and say what each card tells about the VIPP. (Or, you can have the children hold them up as you tell what each one means.) Then lead the children in praying for the VIPP.

## Game: Beanbag Toss In

### Materials

Information for one VIPP

2 Sets of Clue Cards

8 Letter-sized Envelopes or folders

Bean Bag(s), one per child

Tape

### Preparing the Game

1. Fill in one set of clue sheets for the VIPP you are using.
2. Tape the other (blank) set of Clue Cards to the outside of the manilla envelopes.
3. Put the filled-in clue cards in the corresponding envelope.
4. Tape each down to the floor, fairly close together.

### Playing the Game

**Reveal:** Tell the children about the VIPP, showing them your filled-in clue cards as you tell about them.

**Review:** At your signal, have the children take toss their bean bags onto the envelopes. Then one that has the most bean bags on it./near it is the one you will open. (The children may have fun taking turns designating one as the target before tossing.) The teacher (or the child) tells the Clue Card category. The other children try to remember what the VIPP's answer was. Open it up and see if they got it right. If they did, the Clue Card is retired. If not, it can be added back into the Clue Cards to be tossed at.

**VIPP INFORMATION SHEET**

**VIPP NAME:**

\_\_\_\_\_

**WHAT VIPP LOOKS LIKE**

Man or Woman? \_\_\_\_\_

Hair color? \_\_\_\_\_

Eye color? \_\_\_\_\_

**FAVORITE ANIMAL**

\_\_\_\_\_  
\_\_\_\_\_

**FAVORITE FOOD**

\_\_\_\_\_  
\_\_\_\_\_

**FAVORITE FREE TIME ACTIVITY**

\_\_\_\_\_  
\_\_\_\_\_

**WHAT VIPP DOES DURING WEEK**

\_\_\_\_\_  
\_\_\_\_\_  
\_\_\_\_\_  
\_\_\_\_\_

**VIPP GROUP OF SERVICE:**

- |                   |                                  |
|-------------------|----------------------------------|
| Church Member     | Deacon                           |
| Elder             | Church Staff                     |
| Special Volunteer | Supported Worker<br>(Missionary) |

**3 WAYS VIPP SERVES CHURCH**

\_\_\_\_\_  
\_\_\_\_\_  
\_\_\_\_\_  
\_\_\_\_\_  
\_\_\_\_\_  
\_\_\_\_\_

**3 WAYS TO PRAY FOR THE VIPP**

\_\_\_\_\_  
\_\_\_\_\_  
\_\_\_\_\_  
\_\_\_\_\_  
\_\_\_\_\_  
\_\_\_\_\_



## **BIBLE TRUTH 3, LESSON 3: PLANNER/OVERVIEW**

**GETTING STARTED: Welcome and Opening Songs** (*introduce unit and get kids moving with these songs*)

**Welcome to Praise Factory:** PFI: Praise Factory Investigators Theme Song *PFI ESV Songs 11, Track 1*

**Rules to Help Us Worship God and Love One Another:** WoGoLOA Classroom Rules Song  
*PFI ESV Songs 11, Track 2*

**Big Question Under Investigation:** Big Question 11 Songs *PFI ESV Songs 11, Tracks 3,4*

**Big Question Bible Verse:** Romans 6:23 Song: *PFI ESV Songs 11, Track 5*

**DIGGING DEEP DOWN: Key Concept and Story** (*introduce the Bible Truth and tell the related story*)

**Bible Truth 3:** We Must Trust Jesus as Our Savior and Obey Him as Our Lord

**Bible Truth Hymn:** To God Be the Glory, v.2 *PFI ESV Songs 11, Track 11*

**Bible Verse:** Romans 10:9-10

**Bible Verse Song:** If You Confess with Your Mouth *PFI ESV Songs 11, Track 12*

**Lesson 3 Old Testament:** The Case of the Red Rope Ransom  
*Joshua 1-6; Exodus 13-14; Numbers 21; Deuteronomy 2-3; Psalm 87:4; Hebrews 11:31; James 2:25*

**TAKING ACTION: Response Activities** (*choose from among these activities*)

**Snack and Discussion Planner:** Hide and Escape

**ACTS Prayer:** Prayer Sheet

**Bible Truth Review:** Discussion Questions and Game: Beanbag Grand March

**Bible Truth Hymn:** To God Be the Glory, v.2 *PFI ESV Songs 11, Track 11*  
Song, Sign Language and Song Game: Sign It, Say It, What Does It Mean? **PFI ESV Songs 11 BOOK or ONLINE**

**Bible Verse Review:** Romans 8:31-32,35,38-39 Discussion Sheet and Game: Balloon Find

**Bible Verse Song:** If You Confess with Your Mouth: Romans 10:9-10 *PFI ESV Songs 11, Track 12*  
Song, Sign Language and Song Game: Pass the Secret Sign **PFI ESV Songs 11 BOOK or ONLINE**

**Story Review:** Discussion Questions and Game: The Answer's in the Tent

**Case Replay, Jr: Drama Activity for Youngest Children** (children do same story actions together)

**Case Replay, Sr: Drama Activity for Most Children** (children re-tell story with individual parts)

**Craft:** Two Spies Hidden in Bundles of Flax

**VIPP (Very Important Prayer Person) Prayer Time:** Coloring Sheets (back of book) & Game: Hot and Cold Hide

**TAKING IT HOME: Take Home Sheet for Review and Family Devotions**

**PFI Pronto:** Bible Truth 3, Lesson 3 **PFI ESV Prontos 11 BOOK or ONLINE**

**OLD TESTAMENT STORY****P.1****The Case of the Red Rope Ransom** by Connie Dever*Joshua 1-6; Exodus 13-14; Numbers 21; Deuteronomy 2-3; Psalm 87:4; Hebrews 11:31; James 2:25*

**Our story is: The Case of the Red Rope Ransom. As you listen to the story, see if you can figure out:**

1. Who put out the red rope? Why? Who was supposed to see it?
2. A ransom is something paid to free someone. How was the owner of the red rope ransomed--paid and freed twice? How was she used as part of God's plan to ransom many?

This story takes place in Old Testament times about 1400 years before Jesus lived on earth.

The city of Jericho was on alert. Its soldiers stood watch from its towering stone walls. The Israelites had set up camp not from away and all of Jericho was terrified. Who hadn't heard of the mighty power of the LORD, their God? He had rescued them from the powerful Egyptians. He had defeated their enemies, the king of Bashan and Sihon. Could He not also defeat them? the people of Jericho thought.

How much more scared the people of Jericho would have been, if they had known that Joshua, the leader of the Israelites was preparing the Israelites to march on their city very soon. A matter of fact, he would be sending out spies to check out Jericho that very day!

"Get the people ready," Joshua order his officers. "In three days, we will cross the Jordan River and take the land the LORD your God promised us." Then Joshua called two of his best soldiers to his tent. "Go and spy out the land across the Jordan River, especially Jericho," he ordered them. "Report to me what you see. Be careful! This is a dangerous mission, but the LORD will be with you."

So the spies crossed the Jordan, crept through the countryside. "What a large spring of water, what good fields of wheat. Look at the dates on those trees! The pastures are full of sheep and cows. There will be plenty of good supplies for our people!" the spies told each other.

At last they made it to Jericho. Soldiers lined the walls above, peering down on everyone entering through the city gates; yet somehow, the spies slipped through the gates unnoticed. Through the streets they crept, taking note of everything they saw.

What a city Jericho was! About two thousand people lived inside its safe walls-- twenty-five feet high and twenty feet thick. Statues to Yerach, the moon god reminded the spies of the awful god these people worshiped and trusted for protection. Oh, what terrible sacrifices were made to this idol, this fake god! Yet soon, the LORD would lead the Israelites in victory over Jericho and all would see that it was the LORD, not Yerach, who is God in heaven above and on the earth below. The spies looked forward to that day!

The spies learned many things to tell Joshua about Jericho that day. But now, the sun was setting. Soon, the city gates would be shut. Yet hurry as they did, they were too late. The gates shut. They would have to hide in the city for the night. But where?

"Where might two weary travelers stay?" they asked.

"The house of Rahab" they were told. "Her house is one of the ones built into the wall."

The spies quickly made there way to her house, hoping they were safe. But they were not! They had been watched all day and word reached the king of Jericho: "Israel spies have been in Jericho all day. They are now at Rahab's house. What do you want us to do to them?" the soldiers asked the king.

"Tell Rahab to give up the spies! Arrest them and kill them!" the king answered.

But Rahab was making plans of her own. "I know that you are Israelite spies and you have been watched all day," she told the spies. "You must hide. Come up to the roof, quickly! We'll talk more when danger has passed." Rahab led the men to her roof and hid them under the huge bundles of flax she had laid out to dry.

"Bang! Bang!" The soldiers were soon at Rahab's door.

**Story-telling Tips**

Ahead of time:

1. Read the Bible verses and story. Pray!
2. Create story cue cards on index cards (or highlight text).
3. Practice telling story dramatically, timing your presentation. Shorten, if necessary to fit your allotted time.
4. Decorate area with story props that help bring your story alive.

During your presentation:

1. Maintain as much eye contact as possible as you tell the story. Point to/use props at important points in the story. Include the kids in your story with a few questions about what they think will happen or words/concepts that might be new to them.
2. Watch the kids for signs that their attention span has been reached. Shorten, if necessary.



"Rahab! We have a message for you from the king. Give us the men staying at your house. They are spies," they demanded.

"Yes, the men came, but I didn't know where they had come from," Rahab replied. "At sunset, when it was time to close the city gate, the men left. I don't know which way they went. Go quickly. You may catch up with them," she lied.

The soldiers believed Rahab and left the city, in search of the spies.

When the soldiers left, Rahab went to the spies and said, "I know that the LORD has given this land to you. Everyone is so afraid because they have heard of the mighty power of the LORD, your God who is with you," she told them. "He is God in heaven above and on the earth below. Now please promise that you will show kindness to me because I have shown kindness to you. Give me a sure sign that you will spare me and my family when you come to take our city," she asked.

"Our lives for your lives!" the men assured her. "If you don't tell what we are doing, we will spare your lives when we take the city." So Rahab let them down by a rope through the window.

"Go to the hills and hide there three days until the soldiers return, and then go back to your camp," she told them.

"If you want us to keep this promise, you must tie this scarlet cord in your window," the spied told Rahab. "And make sure your whole family is in your house. It will be the only place where they will be safe."

Rahab agreed. She sent the spies away and tied the scarlet cord in the window.

The spies stayed in the hills for three days, then went back across the Jordan River to give Joshua their report: "The LORD has surely given the whole land into our hands; all the people are terrified because of us." They know that they can never stand against us and our great God, the LORD, for He is God in heaven above and on the earth below," they told him.

And the people of Jericho were right. Nothing could stand against the LORD. Seventeen days later, the Israelites stood before the high walls of Jericho. The priests sounded the trumpet blast, and Joshua commanded the people, "Shout! For the LORD has

given you the city!"

When the trumpets sounded, the people shouted, and the walls fell down by the LORD's power. The Israelites charged in and took the city. All of Jericho was destroyed that day. Nothing was left, except for Rahab and her family, tucked safely away in her house with the scarlet cord in the window.

Did you ever wonder what happened to Rahab after Jericho was destroyed? The Bible tells us that Rahab turned away from worshipping Yerach, the moon god, and turned to worship the LORD. Yes, Rahab became one of God's people! The LORD gave her a good Israelite husband of her very own and so honored her that He made her the great grandmother of King David and even the great, great, great, great, great, great etc. grandmother of none other than Jesus, Himself!

### Cracking the Case:

**It's time to answer our Case Questions.**

**1. Who put out the red rope? Why? Who was supposed to see it?** Rahab put it out because the two Israelite spies told her to. The Israelites who attacked Jericho would see it and know that was where Rahab lived and were not to harm her.

**2. A ransom is something paid to free someone. How was the owner of the red rope ransomed--paid and freed twice? How was she used as part of God's plan to ransom many?** Rahab was ransomed from Jericho the first time, for her help with the two spies. But, she was ransomed from her sins by trusting in the LORD, becoming one of His people and obeying His laws. Through Rahab's family would come Jesus, the Savior, one day.

### Something For You and Me

**Our Bible Truth Is:**

**We Must Trust Him as Our Savior and Obey Him as Our Lord**

**Our Bible Verse is Romans 10: 9-10:**

"...if you confess with your mouth that Jesus is Lord and believe in your heart that God raised him from the dead, you will be saved. For with the heart one believes and is justified, and with the mouth one confesses and is saved."

Like all the people who believed in the LORD before Jesus came, Rahab did not know Jesus to trust Him as her Savior. But the Bible tells us that she and others like her trusted in the promises of God and looked forward in faith to the day when He would send a Savior to save them from their sins. The LORD accepted their faith in Him and saved them.

How much easier it is for you and me! We do not have to look forward in faith that the Lord would send a Savior. We know that He has already sent a Savior, the Lord Jesus Christ.

Let us praise God for sending us His Son to be Savior to all, like Rahab, who turn from their sins and trust in Him. Let's ask Him to work in our hearts that we might turn from our sins and trust in Him, too.

*Close in prayer.*

#### **Closing ACTS Prayer**

**A** God, we praise You for being the Savior of Your people from every nation.

**C** God, we confess that like the people of Jericho, we have all rebelled against God. We need to turn from our sins and trust in Jesus as our Savior.

**T** God, we thank You for being so merciful to sinners who turn away from their sins and trust in Jesus as their Savior, just like You saved Rahab.

**S** God, work in our hearts! Help us to turn away from our sins and trust Jesus as our own Savior.

# **ACTS PRAYER ACTIVITY**

Use this sheet to write down your ACTS Prayer

## **Instructions:**

Use this sheet to help the children apply the Bible Truth into a prayer. You can use the ACTS provided or even better, have the kids think of their own applications. Also have the children add their personal requests to the prayer, too. Lead the children in the prayer or let them pray sections, with your help. Never force a child to pray! Non-readers can participate by you whispering a section of the prayer into their ear and allowing them to pray it aloud for the group.

## **ADORATION:**

God, we praise You for being the Savior of sinners who trust in Jesus. We honor You as the wise and good Lord we all should obey.

God, we praise You for being.....

---

Add your own Adorations:

---

---

## **CONFESSION:**

God, we confess that we are all sinners who need a Savior. We can never be acceptable to You on our own. We need Jesus to save us!

God, we have sinned against You....

---

Add your own Confessions:

---

## **THANKSGIVING:**

Thank You, God for working in the hearts of sinners that they would trust in Jesus as their Savior and be saved.

God, we thank You for...

---

Add your own Thanksgivings:

---

---

## **SUPPLICATION:**

God, work in our hearts. Help us to confess our sins to You and repent of them. Help us to trust in Jesus as our Savior. Help us to no longer live however we please, but now to live to please You.

God, we need Your help...

---

Add your own Supplication:

---

---

---

---

---

## **SNEAKY SNACK**

Can you figure out how this snack ties in with our case?

---

### **Snack: Hide and Escape**

Teddy Graham spies hiding under crumbled Shredded Wheat Flax with red licorice rope.

This is only a suggestion. Feel free to modify. Be mindful of allergy issues among your children!

**Case Tie-in:** Rahab hid in bundles of flax the two Israelite spies who came to Jericho. She asked that they spare her life and let her escape to live with them and worship the LORD. The spies agreed. They gave her the sign of a red rope to put out to tell the soldiers where she was and to let her escape when they came to attack the city.

---

## **SOUL FOOD**

Food for thought during snack time

---

1. What does the snack have to do with the story?

Choose a few questions from the other activity discussion sheets to talk about during this snack time.

2.

---

---

3.

---

---

4.

---

---

5.

---

---

6.

---

---

7.

---

---

Directions: Read and discuss Bible Truth, using a FEW of the questions. Play game. Feel free to modify the game to fit your children.

### **We Must Trust Jesus as Our Savior and Obey Him as Our Lord**

It isn't enough to simply think that Jesus is the only way to God. We need to trust in Jesus as our own Savior; and, we need to begin a new life of living for Him.

We need to confess to God that we are a sinner and ask His forgiveness for our sins. We need to believe that Jesus suffered and died on the cross as the perfect payment for our sins; and that three days later, He rose from the dead in victory over death. We need to turn our lives over to Him, asking Him to help us to love and live for Him in everything we do.

Trusting in Jesus to be our Savior is a wonderful work that God does by His Holy Spirit in the hearts of His people. He delights for us to ask Him to send the Holy Spirit to do this work in our heart.

When we trust in Jesus as our Savior, we also accept Him as our Lord. "Lord" is an old word used in the Bible that we don't use much anymore. It means someone who is in charge and who we are to obey. The sign of someone who truly trusts in Jesus as their Savior, is whether they also are trying to live to please God.

God's people want to obey Him in everything they do, but they can't do think on their own--and they don't have to. God gives believers His Holy Spirit to live inside them and help them to grow in love and in obedience to Him. God always gives us what we need to be His people, if we but ask!

### **Understanding the Bible Truth**

1. Why isn't it enough to just know that Jesus is the only way to God? *Because we can know something with our minds and there never be a change in our hearts or lives. If we are truly saved, our hearts will be changed and our lives will show that change as we live to love and obey God.*
2. What must we do besides know that Jesus is the only way? *Ask Him to be our Savior, confess our own sins to Him, ask Him to forgive us, trust in our hearts that He died for us and that we are forgiven, and live our lives for Him.*
3. What do we need to believe about Jesus? *That He suffered and died on the cross as the perfect payment for our sins; and then three days later, He rose from the dead in victory over death.*
4. Who do we turn our life over to, if we want Jesus to be our Savior? How do we do that? *We need to turn our lives over to Him, asking Him to help us to stop living live to please ourselves, but instead to live to please God.*
5. What does "Lord" mean? *It means someone who is in charge and who we are to obey.*
6. What a the sign of someone who truly trusts in Jesus as their Savior? *That they are trying to live to please God, instead of just living life their own way.*
7. Who works in our hearts when we trust in Jesus? *God does, by His Holy Spirit.*
8. Who do God's people want to obey in everything they do? *God.*
9. Can they obey God on their own? Who helps them? *No, they can't on their own. The Holy Spirit will help them.*
10. What does God delight to do in our heart, if we ask Him? *To help us to trust in Jesus as our Savior and live for Him.*

### **Bible Verse Connection Question**

1. What does our Bible Truth have to do with our **Bible Verse: Romans 10:9-10**: "...if you confess with your mouth that Jesus is Lord and believe in your heart that God raised him from the dead, you will be saved. For with the heart one believes and is justified, and with the mouth one confesses and is saved." ?  
*This verse tells us that we are saved when we believe in our hearts that Jesus died on the cross and rose from the dead in victory over sin.*

### **Bible Truth Story Connection Questions**

1. What did Rahab believe about the LORD? *She believed that He was the one true God.*
2. How did Rahab show she believed in the LORD? *She was willing to hide the spies, leave behind her people and her sinful way of life.*
3. How did the LORD show that He accepted her as one of His people? *He gave her an Israelite husband and family and then made her the great grandmother of King David...and the great, great, etc. grandmother of Jesus, Himself.*

**Life Application Questions**

1. Are there any sins we can commit that Jesus cannot forgive if we ask Him? *No!*
2. Who can God's people go to for help in trusting in Jesus? Why? *God. He promises to never turn away anyone who comes to Him. He promises to give faith to all who ask Him for it.*
3. How can we become God's people? *By turning away from our sins and trusting in Jesus as our Savior.*

**ACTS Questions**

1. What is something we can praise God for because of this Bible Truth?  
*Praise God for being the Savior of His People.*
2. What are sins we can confess to God because of this Bible Truth?  
*Confess that we are sinners who have rebelled against God and His good ways. We deserve His punishment! We need Him to be our Savior!*
3. What is something we can thank God for because of this Bible Truth?  
*Thank God for making the way, Himself, through Jesus, that we might be saved.*
4. What is something we can ask God for because of this Bible Truth?  
*We can ask God to work in our hearts that we would want to turn away from disobeying Him and trust in this wonderful Jesus as our own Savior. We can ask Him to work in the hearts of others, too, that they might be saved.*

**The Gospel**

1. What is the good news that we need to believe to be saved? What is the gospel?  
*God is the good Creator and King of the world. He made people to worship Him and live by His good laws. But we are all sinners who have rebelled against Him. We all deserve death--God's just, eternal punishment for our sins. How terrible! But God has good news for us. In His great mercy, God sent His Son Jesus to earth to save sinners. Yes, Jesus, the perfect Son of God, left His home in heaven and became a man. He lived the perfect life that pleases God. (He's the only one who has ever done that!) He offered it up to God His Father as the perfect sacrifice for sins when He suffered and died on the cross. Then, on the third day, Jesus rose from the dead in victory. He had fully paid for the sins of God's people, so they wouldn't have to! Now all who turn away from their sins and trust in Jesus as their Savior will receive forgiveness of sins and eternal life with God. They will be His very own special people who will know Him and enjoy Him forever. We can be God's people, too, if we turn from our sins and trust in Jesus as our own Savior.*

## Game: Beanbag Grand March

### Materials

Small bowl or bag  
1 Bean Bag per child  
CD and CD player  
Bible Truth Questions

### Preparing the Game

1. Choose 20+ questions for your game from the Bible Truth Discussion Questions, or make up your own.
2. Write the Bible Truth questions on small thin strips of paper (or make a photocopy of the Bible Truth Discussion Questions and simply cut them into strips) and put them in the bag/bowl.

### Playing the Game

Have the children form partners, then form a big double circle. Give each child a bean bag. Have them balance them on their heads. Tell the children that you will start the music and tell the children to move however you command them to move, such as march, walk, skip, tip toes, big knee bends, pat head, fly like a bird, etc. (BUT NOT RUN!!!) and try not to let their bean bag fall off their heads. When/if the bean bag falls off, a team is to sit down. When the music stops, all of the seated children are asked a question. If they get the right answer, then everyone is released to the march again. If not, then they must wait until the next time a question is asked and answered correctly.

Game continues as number of questions, time, and attention span allow.

NOTE: Have the children who are "out" help make up actions for the other children to do, put them in charge of the music, etc. along with you. This will keep them happily occupied as they continue.

### Non-competitive Option

Let all the children whose beanbag fell join back into the march, even if the class misses the question. Add the missed question back into the bag for further review.

### Optional TAKING IT TO OTHERS Activity: Quiz Questions

Have the children choose a few of the questions from the game to ask the parents/other children during TAKING IT TO OTHERS time. Help pre-readers by whispering the question in their ear and letting them ask it aloud to the parents/other children. Make sure you read the Bible verse aloud before you ask your questions.

Directions:

1. Write words to song in large print before class.
2. Play the song for the children, helping them follow along on the song sheet.
3. Discuss the song, using a few questions from the discussion sheet. *Don't use them all!*
4. Introduce sign language for key words of your choice from sign language sheet for your song. Use as few or as many as you think the children can learn.
5. Sing and sign the song. Sign language as well as large format lyrics and sheet music are found in the PFI Unit Songbook or online.
6. If desired, play the Song Game.

**Optional TAKING IT TO OTHERS Activity: Presenting and Singing the Song**

1. Sing and sign the song, encouraging the watching children/parents to join in.
2. Ask the class some of the questions listed below. The Bible Truth Connection Question is particularly good to help them understand how the song ties in with the Bible Truth.

### To God Be the Glory

#### Verse 2

O perfect redemption,  
the purchase of blood,  
To ev'ry believer the promise of God;  
The vilest offender who truly believes,  
That moment from Jesus  
a pardon receives

#### Refrain:

Praise the Lord, praise the Lord,  
Let the earth hear His voice!  
Praise the Lord, praise the Lord,  
Let the people rejoice!  
O come to the Father, thro' Jesus the Son,  
And give Him the glory, great things He hath done.

Listen to it on PFI ESV Songs 11, Track 11

### Understanding the Song

1. What is "perfect redemption"? *To have your sins completely, perfectly paid for.*
2. Whose blood is the only perfect redemption for our sins? Why? *Jesus: Because only He lived the perfect life that could please God. Only He could offer up His life—His blood—as an acceptable sacrifice for sins.*
3. What is the promise of God? *To pardon every believer who truly believes.*
4. What does "vilest offender" mean? *The worst of sinners.*
5. What does the vilest offender have to do to have his sins forgiven? *Truly believe in Jesus as his Savior.*
6. Why does Jesus pardon make us want to praise and rejoice in the Lord? *Because His pardon is perfect and we never have to worry about our sins again. Because we could never deserve such a wonderful gift.*
7. What does it mean to come to the Father through Jesus the Son? *Trusting in Jesus' death and sacrifice is the only way we can know the Father, the holy, perfect God.*

### Bible Truth Connection Question

1. How does this song relate to our Bible Truth: **We Must Trust in Jesus as Our Savior?**

*It is not enough to know that Jesus can save, we must trust Him to be our Savior. When we do—even if we have been the worst of sinners—we can know that God will save us, just as He has promised. This makes us want to give God the glory for the great things He has done for us.*

### Story Connection Question

1. How does this song relate to today's story? *Rahab had been a worshiper of Yarech and had lived a very sinful life. Yet, when she turned and trusted in the Lord as her God, He fully pardoned her for her sins. He even gave her the special honor of being the great, grandmother of King David and the great, great, etc. grandmother of Jesus, Himself.*

### Life Application Questions

1. How can our lives be affected by the message of this song?  
*We can praise God who is willing to forgive us our sins, no matter how many or how terrible they are. We can ask Him to help us to truly believe in Him that we would be saved. We can ask God to help us praise His name to others that they might know, too, what an amazing Savior He is.*
2. How can we become God's people? *By turning away from our sins and trusting in Jesus as our Savior.*



**Bible Connection Question**

1. What does this hymn have to do with our Bible Verse: **Romans 10:9-10**: "...if you confess with your mouth that Jesus is Lord and believe in your heart that God raised him from the dead, you will be saved. For with the heart one believes and is justified, and with the mouth one confesses and is saved."?

*No matter who you are and what you have done, you can receive a pardon for all your sins when you truly believe in Jesus (that is, when you have confessed your sins to God, turned away from them and trusted in Jesus as your Savior). This is true, even if you are the vilest offender. How can this be? Because God's people are redeemed through Jesus' blood, shed on the cross. His blood is enough to pay for all of a sinner's sins, no matter how many or how bad they are. That is why God's people praise Him and give Him the glory for this great thing that He has done!*

**ACTS Questions**

1. What is something we can praise God for from this hymn?

*Praise God for being the purchaser, the redeemer of His people through the blood of Jesus.*

2. What are sins we can confess to God from this hymn?

*We can confess that we are vile offenders against God and His good ways. We have all chosen to rebel against Him. We deserve God's punishment! Our only hope is for Him to save us, through the blood of Jesus.*

3. What is something we can thank God for from this hymn?

*We can thank God sending Jesus to save His people from their sins. We can thank Him that He can save anyone, even the vilest offender (the worst of sinners) when they turn from their sins and truly believe in Him.*

4. What is something we can ask God for from this hymn?

*That God would work in our hearts that we might turn from our sins and trust Jesus as our Savior. We can ask Him to pardon our sins and make us His people. We can ask Him to help us praise Him for the great things He has done for His people through Jesus.*

**Gospel Question**

1. How did we become sinners? How can we be saved? What is the gospel?

*God is the good Creator and King of the world. He made people to worship Him and live by His good laws. But we are all sinners who've rebelled against Him. We all deserve death--God's just, eternal punishment for our sins. How terrible! But God has good news for us. In His great mercy, God sent His Son, Jesus to earth as a man to save sinners. He lived the perfect life that pleases God. (He's the only one who's ever done that!) He offered it up to God His Father as the perfect sacrifice for sins when He suffered and died on the cross. Then, on the third day, Jesus rose from the dead in victory. He had fully paid for the sins of God's people, so they wouldn't have to! Now all who turn away from their sins and trust in Jesus as their Savior will receive forgiveness of sins and eternal life with God. They will be His very own special people who will know Him and enjoy Him forever. We can be God's people, too, if we turn from our sins and trust in Jesus as our own Savior.*

## **Song Game: Sign It, Say It, What Does It Mean?**

### **Materials**

Sign Language signs used in song, particularly choose words with important meanings you want the children to learn, such as "grace", "redeem", etc.

Bag or bowl

### **Preparing the Game**

1. Cut out signs and put in bowl.

### **Playing the Game**

1. Practice the song and signs until the children know them well. Then put all the signs we've learned in this bag/ bowl and mix them up.
2. Ask one of the children to choose a sign, but not show it to anyone...but you, if they need some help.
3. Ask the child to do the sign for the rest of the children and see if the other children can guess which one it is. Do the sign with the child, if desired.
4. When the children guess the sign, ask them the meaning of the word. If no one guesses the sign, put it back in the bowl to be picked again.
5. Choose another child to pick a new sign from the bag and continue.

NOTE: You might want to sing the song after you do each word or couple of words.

Game continues as number of questions, time, and attention span allow.

choose a FEW questions for discussion, then choose the game and/or music activity

**Meditation Version: Romans 10:9-10**

"...if you confess with your mouth that Jesus is Lord and believe in your heart that God raised him from the dead, you will be saved. For with the heart one believes and is justified, and with the mouth one confesses and is saved."

**Alternate Memory/Games Version: Romans 10:9**

"...if you confess with your mouth that Jesus is Lord and believe in your heart that God raised him from the dead, you will be saved."

**Understanding the Bible Verse**

1. What does it mean to confess something? *To say that you believe it is true.*
2. What does it mean to confess that Jesus is Lord? *A lord is someone who rules over his lands; but to say that Jesus is Lord (capitol "L") means that he rules over everything.*
3. Why is it important to believe that God raised Jesus from the dead? *Only if God raised Jesus from the dead, did Jesus really win the victory over sin and death. He cannot save us, if He was still dead.*
4. What is the difference between knowing about something and believing in something? *You know about something with just your mind, but you believe something with your mind and your heart and are willing to change your life because of it.*
5. What does it mean to be justified? *To be forgiven of your sins so that God does not count them against you. (He treats "just as if" never sinned.)*
6. Why is confessing with our mouths important for salvation? *It shows that we truly believe that Jesus is Lord and are willing to be known as a believer in Jesus, no matter what others think.*

**Bible Truth Connection Question**

1. What does this verse have to do with the **Bible Truth: We Must Trust in Jesus as Our Savior**? *It's not enough to just know about Jesus. We must believe in our own hearts that He is our Savior and be willing to confess to others that He is our Lord who we obey, if we are to be saved.*

**Story Connection Questions**

1. What does this verse have to do with the story? *Rahab, like all believers in the Old Testament, did not know about Jesus yet, but looked forward to His day. However, she did believe that the Lord was the true God and was willing to leave her people and give up her sinful ways to become one of His people.*

**Life Application Questions**

1. Who can help God's people confess that Jesus is Lord and help us believe that God raised Jesus from the dead? *God! He promises to give faith to all who ask Him for it.*
2. How can we become God's people? *By turning away from our sins and trusting in Jesus as our Savior.*

**ACTS Questions**

1. What is something we can praise God for from this Bible Verse? *Praise God for being the Lord, the one, true God all should worship and obey.*
2. What are sins we can confess to God from this Bible Verse? *That we have all turned away from God, even though He is Lord. We need a Savior!*
3. What is something we can thank God for from this Bible Verse? *We can thank God for making the way that sinners can be saved.*
4. What is something we can ask God for from this Bible Verse? *We can ask God to work in our hearts that we would want to turn away from disobeying Him and trust in this wonderful Jesus as our own Savior. We can ask Him to help us confess that Jesus is Lord. We can ask Him to help us believe that He raised Jesus from the dead.*

**ACTS Questions**

1. What is something we can praise God for from this Bible Verse?

*Praise God for being the Provider of the Way to eternal life with Him.*

2. What are sins we can confess to God from this Bible Verse?

*That we have all turned away from God. We cannot make our way to God on our own because of our sins. We deserve God's punishment! We need a Savior!*

3. What is something we can thank God for from this Bible Verse?

*We can thank God for the wonderful promise of taking all His people to live forever with Him.*

4. What is something we can ask God for from this Bible Verse?

*We can ask God to work in our hearts that we would want to turn away from disobeying Him and trust in this wonderful Jesus as our own Savior. We can ask Him to work like this in others, too.*

**The Gospel**

1. What must we believe if we are to be saved? What is the gospel?

*God is the good Creator and King of the world. He made people to worship Him and live by His good laws. But we are all sinners who have rebelled against Him. We all deserve death--God's just, eternal punishment for our sins. How terrible! But God has good news for us. In His great mercy, God sent His Son Jesus to earth to save sinners. Yes, Jesus, the perfect Son of God, left His home in heaven and became a man. He lived the perfect life that pleases God. (He's the only one who has ever done that!) He offered it up to God His Father as the perfect sacrifice for sins when He suffered and died on the cross. Then, on the third day, Jesus rose from the dead in victory. He had fully paid for the sins of God's people, so they wouldn't have to! Now all who turn away from their sins and trust in Jesus as their Savior will receive forgiveness of sins and eternal life with God. They will be His very own special people who will know Him and enjoy Him forever. We can be God's people, too, if we turn from our sins and trust in Jesus as our own Savior.*

## Game: Balloon Find

### Materials

Bible verse written up in large print so that all can see  
 2 large pieces of paper or poster board  
 Paper, pencil, permanent marker  
 Balloons, at least one per child and up to one per word of verse per team.  
 2 Baskets or garbage bags  
 Masking Tape

### Preparing the Game

1. Make copy of the verse per team and cut it apart into as many parts as there are balloons per team. Number these verse pieces in order. Make a sign per team of the verse. If you have a lot of non- or early readers, write the verse in easy to read print, numbering each word/section that correspond to the sections on the cut-up version of the verse. If your children are all proficient readers, do not write the verse on the poster board, but simply draw lines and number them 1-10, corresponding to the 10 verse pieces. Write down and cut out the numbers used on the verse pieces and put in a little bag or jar. Designate particular colors /shapes of balloons for each team. You can choose to have only one color per team (i.e., Team 1 has only blue balloons); Team 2 has only red ones) or multiple colors/shapes per team (i.e., Team 1 has orange and blue balloons, Team 2 has red and blue balloons). Roll up the pieces of paper and insert each one into each of the balloons. Write the corresponding number on the outside of the balloon with the permanent marker. Make sure to have a complete set of the verse for each team. Store each set of balloons in baskets or garbage bags until game time. Make a circle of masking tape: one larger one in the middle, where all the balloons will be released. Make two starting lines, one for each team.

### Learning the Verse

Some or all of your children may be non- or early readers. Teach the verse in sections, having them say it after you. Repeat a few times. Add clapping or other movement as they say it.

### Directions

1. If desired, lead the children in a discussion of a **FEW** of the most important questions before beginning game.
2. Explain the game to them as follows:

Split the children into two teams and have them stand/sit in line. Tell them that all the words to the Bible verse are inside of the balloons. Let them know what color balloons their team will be looking for. Release all the balloons into the middle circle. Say the verse together as a group. Draw a number out of the bag and tell it the group. Then, at your word, let the first child in each team go find the correctly numbered balloon from the pile of balloons. They will each bring back their balloon and sit on it to pop it (or let you or someone else pop it. Remove the piece of verse and put them in a pile. Everyone one then says the verse again, the teacher pulls another number out and the next two children go to find the new number. Continue until all the numbers are found. Have each team stick their verse pieces up on their poster board, then say the verse together. If working with less confident readers, point out to them that they can use the sign you made and the numbers in the verse pieces as hints to help them line it up properly. The team then says the verse together. The first team to do so, wins. The first team who does, wins.

**Non-competitive Option:** Have the teams add each piece of verse to their poster board as it is retrieved from the balloon. At the end, have everyone say the verse together again.

### Optional **TAKING IT TO OTHERS** Activity: Quiz Questions

Have the children choose a few of the questions from the game to ask the parents/other children during **TAKING IT TO OTHERS** time. Help pre-readers by whispering the question in their ear and letting them ask it aloud to the parents/other children. Make sure you read the Bible verse aloud before you ask your questions.

Directions:

1. Write words to song in large print before class.
2. Play the song for the children, helping them follow along on the song sheet.
3. Discuss the song, using a few questions from the discussion sheet. *Don't use them all!*
4. Introduce sign language for key words of your choice from sign language sheet for your song. Use as few or as many as you think the children can learn.
5. Sing and sign the song. Sign language as well as large format lyrics and sheet music are found in the PFI Unit Songbook or online.
6. If desired, play the Song Game.

**Optional TAKING IT TO OTHERS Activity: Presenting and Singing the Song**

1. Sing and sign the song, encouraging the watching children/parents to join in.
2. Ask the class some of the questions listed below. The Bible Truth Connection Question is particularly good to help them understand how the song ties in with the Bible Truth.

**If You Confess with Your Mouth**

If you confess, with your mouth, "Jesus is Lord,"  
 And believe in your heart that God raised Him from the dead,  
 You will be saved, you will be saved.  
 For with the heart, one believes and is justified.  
 If you confess, with your mouth,  
 "Jesus is Lord,"  
 And believe in your heart that God raised Him from the dead,  
 You will be saved, you will be saved.  
 For with the mouth, one confesses and is saved.  
 Romans Ten: nine through ten.

**Listen to it on PFI ESV Songs 11, Track 12**

## Song Game: Pass the Secret Sign

### Materials

Sign Language signs used in song, particularly choose words with important meanings you want the children to learn, such as "grace", "redeem", etc.

Bag or bowl

Blindfold

### Preparing the Game

1. Cut out signs and put in bowl.

### Playing the Game

1. Practice the song and signs until the children know them well.
2. Have all the children stand in a tight circle, except one, "It," who will stand in the middle of the circle, blindfolded.
3. Have the children in the circle to put their hands behind their backs. Choose a sign from the bag and hand to a child in the circle, still keeping hands behind their backs, not looking at the sign.
4. When "It" says "Pass the Secret Sign", the children will begin to pass the sign around behind their backs.
5. When "It" says "Stop the Passing!" the child who has the sign freezes with the sign behind his back.
6. The child with the sign brings it around and looks at it. You can help the child practice the sign.
7. Then take the blindfold off of "It", watch the child with the card do the sign, then have "It" guess the name of the sign. (If desired, "It" can ask another child in the circle for help with their guess.)
8. The holder of the sign then becomes "It." Sing the song with all the signs, then repeat.

**STORY REVIEW**

Directions: Read and discuss Bible Truth, using a FEW of the questions. Play game. Feel free to modify the game to fit your children.

**General Story Questions**

1. What news had the people of Jericho heard that made them so scared of the Israelites? *They had heard how the LORD had rescued them from the Egyptians. They heard how they had easily defeated other powerful enemies.*
2. What were the spies looking for in and around Jericho? *They were to look over the land. They were to report anything that might help Joshua plan the attack on the city.*
3. Why did they have to spend the night in Jericho? *The city gates shut for the evening before they could get out.*
4. Why did the spies have to be hidden? *Because the king's soldiers were looking for them to kill them.*
5. Why did Rahab want the spies to help her? *Because she believed that the LORD was the true God and wanted to follow Him. She knew that He had the power to destroy Jericho.*
6. How did Rahab hide the spies? *She hid them on her roof in huge bundles of flax that were drying.*
7. How did the King of Jericho find out about the spies? *His soldiers had spotted them and had been watching them.*
8. How did Rahab help the spies escape? *She tricked the soldiers into thinking they had left her house; then, she let them down the window on a rope.*
9. What instructions did the spies give Rahab so that she would be protected when the Israelites attacked Jericho? *To hang the scarlet rope in her window and stay in her house. The Israelites would rescue anyone in the house with her.*
10. Who made the walls of Jericho fall down? *The LORD did.*
11. How do we know that Rahab came to trust in the LORD? *Israelites were only supposed to marry other believers in the LORD. Rahab married an Israelite man and became part of the family line of King David and Jesus.*
12. How did the LORD save people even before Jesus was born to trust in as their Savior? *They trusted in the promises of God and looked forward in faith that one day He would send a Savior for their sins. The LORD accepted their faith in Him.*

**Bible Truth Connection Questions**

1. What does this story have to do with our Bible Truth? *Rahab heard about the LORD and believed in Him. She left her people and her god, Yerach, and her sinful ways to follow Him instead.*

**Bible Verse Connection Question**

1. What does the story have to do with our **Bible Verse: Romans 10:9-10**: "...if you confess with your mouth that Jesus is Lord and believe in your heart that God raised him from the dead, you will be saved. For with the heart one believes and is justified, and with the mouth one confesses and is saved."?  
*Rahab, like all believers in the Old Testament, did not know about Jesus yet, but looked forward to His day. However, she did believe that the LORD was the true God and was willing to leave her people and give up her sinful ways to become one of His people.*

**Life Application Questions**

1. How is it easier for us to know the way to be saved than it was for Rahab? *We live in the time after the Savior Jesus has come. We can read how He died on the cross and rose from the dead on the third day, in victory over sin and death for His people.*
2. How is Rahab a good example for us? *She had faith in the LORD and was willing to give up everything to become one of His followers. She understood that being saved was more important than anything she had.*
3. How can we become God's people? *By turning away from our sins and trusting in Jesus as our own Savior.*

**ACTS Questions**

1. What is something we can praise God for being that we learned in our story?

*Praise God for being the Savior of His people from every nation.*

2. What is something we can confess as sin that we learned in our story?

*Confess that like the people of Jericho, we have all rebelled against God. We deserve God's punishment. We need to turn from our sins and trust in Jesus as our Savior.*

3. What is something we can thank God for that we learned in our story?

*We can thank God for being so merciful to sinners who turn away from their sins and trust in Jesus as their Savior, just like He saved Rahab.*

4. What is something we can ask God for that we learned in our story?

*We can ask God to work in our hearts, helping us to turn away from our sins and trust Jesus as our own Savior.*

**The Gospel**

1. Rahab lived before the time of Jesus. She could not know all of the good news of Jesus. She could only look forward in faith, holding on to the promises of God to send a Savior. But we know all the good news of Jesus. Can you tell me what it is? What is the gospel?

*God is the good Creator and King of the world. He made people to worship Him and live by His good laws. But we are all sinners who have rebelled against Him. We all deserve death--God's just, eternal punishment for our sins. How terrible! But God has good news for us. In His great mercy, God sent His Son Jesus to earth to save sinners. Yes, Jesus, the perfect Son of God, left His home in heaven and became a man. He lived the perfect life that pleases God. (He's the only one who has ever done that!) He offered it up to God His Father as the perfect sacrifice for sins when He suffered and died on the cross. Then, on the third day, Jesus rose from the dead in victory. He had fully paid for the sins of God's people, so they wouldn't have to! Now all who turn away from their sins and trust in Jesus as their Savior will receive forgiveness of sins and eternal life with God. They will be His very own special people who will know Him and enjoy Him forever. We can be God's people, too, if we turn from our sins and trust in Jesus as our own Savior.*



## Game: The Answer's in the Tent

### Materials

Various props, objects, costumes, or even pictures from the story, enough for one idea per child at least.  
 A small pup tent or blanket and chairs made into a tent  
 Paper and pencil/pen to write down questions  
 Jar or bag

### Preparing the Game

1. Make a list of main characters, objects, elements from the story. For example in the story of Jesus being tempted in the wilderness you could have rocks, bread, blocks (like from the Temple), a globe, a red robe/shirt, etc. (for Satan), white robe for angels who came to comfort Jesus at the end, a Bible (the word of God that Jesus used to refute Satan), a picture of a desert or the sun, the number 40 (for 40 days and nights without food). The Plan-a-Play story sheet is a good source of ideas. If desired, you can write different point values--such as 5, 10, 25 points-- on questions, depending upon how hard they are. Place these objects in the tent.
2. Make up questions that have these props as their answers, such as: What did Satan tempt Jesus to turn the rocks into when He was so hungry? (bread)
3. Place the questions in a jar or bag.

### Playing the Game

Have the children sit down in lines of equal teams. Tell them that in the tent are answers to the questions that you have folded up in the bag. They will take turns listening to a question and having the first person in line go into the tent and find the prop/costume piece/etc. that answers the question. If a team doesn't get the right prop, then the first person from the other team gets to go up and see if they can find it for a point.

Continue until all have had a chance to play or all questions have been answered. Tally points. Repeat game as time and attention spans allow.

### Non-competitive Option

Don't put points on the questions. Don't split into teams, but instead sit in a circle around the tent. Have the children take turns going into the tent to retrieve the prop that fits the answer to the question.

### Optional TAKING IT TO OTHERS Activity: Quiz Questions

Have the children choose a few of the questions from the game to ask the parents/other children during TAKING IT TO OTHERS time. Help pre-readers by whispering the question in their ear and letting them ask it aloud to the parents/other children.

**CASE REPLAY ACTIVITIES**

Use this guide to review the Case Story and act it out for others to enjoy!

**CASE REPLAY, JR: YOUNGEST CHILDREN**

**Description:** The children will act out the story together, everyone doing the same action/sound effect at the same time. This activity is most suitable for kindergarteners.

**Materials**

The Case RePlay, Jr. script for younger children

**Preparation**

1. Read through the script and write in the blanks along the side possible actions/sound effects the children could do to act it out.

**Instructions**

1. Tell the children that they will be re-enacting the story together as you tell it.
2. As you read the script, lead the children in actions/sound effects to do with you.
3. If desired, you can read the script and stop at certain sentences and ask them what a good action/sound effect would be to act out what you just read.
4. Repeat the re-enactment one or two times more.

**CASE REPLAY, SR: OLDER CHILDREN**

**Description:** The children act out the story as a three-scene play. You will narrate it using the Case RePlay, Sr. script and they will act it out (no spoken words, for the most part), with each child assuming a different character's role. This activity is most suitable for first grade and up. You will review the story, then practice it a few times before performing it for others.

**Materials**

The Case RePlay, Sr. script

White board or other large format paper (if using a word bank)

Costumes and props

**Preparation**

1. Prepare for the play by choosing costumes and props for each character in the story. Decorate the area with any scenery props.
2. Write the words "Beginning," "Middle," "End" on a large piece of paper/whiteboard with plenty of space under each heading. You will use this paper to help the children think about the story as a three-scene play, as it is presented in the script.

**Instructions**

1. Tell the children that they will get to act out the story as a three-scene play, with a beginning, middle and end section. Tell them that before they can act it out, they need to think it out. as you narrate it with your script.
2. Take the children's answers as they recount the story, helping them put key incidents in the right order.
3. If desired, when they have filled in their Beginning, Middle, End, read through your whole (real) script, so they hear exactly what you will have them act out.
4. Then tell the children that it's time to practice acting out the story.
5. Assign parts to each child. If you are using costumes, do NOT give them out at this point. They will be a distraction.
6. Have all the children sit on the floor or in chairs on one side of the "stage," then call the characters up in place as their part in the story comes.
7. As you read the script, guide the children in where you want them to move or do to act it out.
8. After going through the whole script once, give out any costumes and props and act out the script once or twice more.

**Optional TAKING IT TO OTHERS Activity: Re-enacting the Story**

Read the script as the children act out together (younger) or assuming different roles (older) as the other children or the parents watch.

**CASE REPLAY, JR--YOUNGER KIDS (KINDERGARTEN) P.2**

Welcome to our play! The name of our story is: The Case of the Red Rope Ransom.

This story takes place in Old Testament times, about 1400 years before Jesus lived on earth.

And now we present: "The Case of the Red Rope Ransom."

**Scene 1:**

The people of Jericho heard about all the mighty deeds of the LORD for His people, Israel. Their soldiers were on constant alert, watching for an attack from Israel on their city. Joshua sent out two spies to check out Jericho and the country around it, in preparation to attack it. The first thing the spies noticed was how good the land was. Then they snuck into Jericho to see what it was like. They hoped to get out of the city before the gates closed, but failed. They were forced to find a safe place to hide in this enemy city for the night. They find one at Rahab's house.

**Actions:**

---

---

---

---

---

**Scene 2:**

The spies hoped that no one had noticed them, but they were wrong. Before long, soldiers came to Rahab's door to arrest them. But Rahab came to the rescue. She told the spies that she knew who they were and that she believed the LORD was the true God. She bargained with them: she would hide them if they would protect her when they came to attack the city. The spies agreed. They told her to put out the red rope as a sign to the Israelite soldiers to spare the lives of her and her family. Rahab tricked the soldiers into thinking the men had gone. She helped the spies escape by a red rope from her house.

---

---

---

---

---

**Scene 3**

Seventeen days later, the Israelites circled the walls of Jericho and watched as the LORD made the walls of Jericho fall down. The soldiers rushed in to take the city. No one was spared except Rahab and her family, safely insider her house with the scarlet red rope hanging at the door as a sign that it was her house. Rahab joined the Israelites. She trusted fully in the LORD as one of His people. She married a Israelite husband. She became the great grandmother of King David and the great, great, etc. grandmother of Jesus, Himself.

---

---

---

---

---

**Bible Truth Tie-In:** The Bible Truth we are learning is: **We Must Trust Jesus as Our Savior and Obey Him as Our Lord.** Rahab heard about the Lord and believed in Him. She left her people and her god, Yerach, and her sinful ways to follow Him instead.

---

## **CASE REPLAY, SR--OLDER KIDS (1ST GRADE AND UP) P.3**

Welcome to our Case Story Re-Action! The name of our story is: The Case of the Red Rope Ransom.

This story takes place in Old Testament times about 1400 years before Jesus lived on earth.

The characters in our story are: Joshua; the Israelites; the Spies; the people of Jericho; the king and soldiers of Jericho; Rahab and her family; the Israelite priests; Rahab's Israelite husband; King David; and Jesus.

And now we present: "The Case of the Red Rope Ransom."

### **Scene 1: (Beginning)**

Solomon was only a teenager when his father, King David, crowned him king of Israel. He was given the crown and royal robes, then was put on the royal mule and taken to Gihon to be anointed king. The people cheers so loudly that the ground shook.

### **Scene 2: (Middle)**

Solomon knew he did not have the wisdom to rule the people well. He and his officials went to Gibeon to make 1000 sacrifices before the LORD and ask for wisdom. The LORD came to Solomon that night in a dream and asked Solomon what he wanted. Solomon asked for wisdom to rule well. The LORD promised to give him wisdom as well as a long life, riches, and honor. Solomon was so happy about God's answer that he went and made thank offerings, then had a big feast to celebrate.

### **Scene 3: (End)**

Solomon's wisdom was soon put to the test when two women brought their case before him. One woman's baby had died and the other woman said that the first woman had switched babies in the night so that she would think that it was her baby had died. God gave Solomon wisdom to reveal the truth. He called to have the baby cut in two. The real mother cried out for mercy for the baby, while the other woman asked it be cut in two. Solomon gave the baby to the woman who wanted to save the baby's life. She must be the real mother, because she would want to save the baby's life more than keep him for herself God had indeed given Solomon wisdom to rule well the people. Solomon became known throughout the world for the wisdom God gave him by His Holy Spirit. Solomon wrote down some of the wise things God taught him. We can read them today in our Bibles, such as in the book of Proverbs.

### **Bible Truth Tie-In:**

The Bible Truth we are learning is: **We Must Trust Jesus as Our Savior.** Solomon asked the Lord for wisdom to rule the people well. The Lord, through the Holy Spirit, gave Solomon more wisdom than any man who has ever lived.

## Two Spies Hidden in Bundles of Flax

### Description

Children will make one or two spoon “spies” hiding in cardstock and straw cardstock flax bundles.

### Materials

Patterns for the spies’ outfits

1 plastic spoon per spy, preferably a soup spoon with the slightly wider head

3 trash bag twisty ties OR 2 pipe cleaners per spy

9” x 3.5” rectangle of light-colored plain fabric/felt per spy (can also use a white napkin)

Markers

Jiggly eyes

Craft Glue

Scissors

Yarn scraps for hair

Cardstock (or an empty toilet roll per spy)

Tape (preferably clear packing tape)

Flax: You need something like straw. Here’s some choices: craft straw; thinly cut sections of yellow construction paper; crinkly, thin shredded paper like used as decorative filler around a present

### Preparing the Craft

1. Print out the patterns for the spies’ outfit.
2. Use the template to cut out each spy outfit out of the fabric/napkins, as shown.
3. Print out on cardstock the pattern for the flax bundles. Cut them out, fold along dotted line, then tape the ends of the slightly short sides together securely. (You can let the older children do this themselves, if desired). If using the toilet roll, simply flatten it.
4. Set out supplies.

### Making the Craft

1. Show the sample of the craft you have made.
2. Have the children first make their flax bundles. This will allow them to dry while they work on their spies.

Flax Bundles:

Spread a liberal amount of glue on the cardstock/toilet roll. Stick on the materials you chose to use for the flax. Set aside to dry.

3. Next, have the children make their spies.

Spies:

- a. Twist together two of the trash bag ties to make into one long one.
- b. Twist the middle of this long trash tie (or one pipe cleaner) around the handle of the spoon, directly underneath the cup portion of the spoon. This will be the spy’s arms.
- c. Have the children decorate the spy’s outfit using the markers.
- d. Dress the spy by slipping the outfit over his head so that it rests on his pipe cleaner “shoulders.”
- e. Take the other twisty tie/pipe cleaner and twist around the middle of the spy as a belt.
- f. Add eyes, hair, etc to the spy’s face.
- g. Stick the spy inside the flax bundle. You can push the spoon handle up and down to let his head pop out, if you want.

### Optional TAKING IT TO OTHERS Activity: Craft Presentation

If you are presenting the craft to other children or parents the children can hold up their crafts (or your model craft) and read their Bible Truth Connection answers to explain the importance of the craft.

**CASE CRAFT****Discussion Guide****Instructions:**

As the children are settled into making their craft, ask them these questions to help them understand the craft's significance. Use the answers provided to guide the children's answers.

**Discussion Questions**

1. What city did the two spies go to check out?

*Jericho.*

2. What happened when the city gates shut? Where did they go? *They had to find a safe place to hide. They went to Rahab's house.*

3. What surprising thing did Rahab do? Why did she do this? *She hid the two Israelite spies in bundles of flax, so that they would not be discovered by the soldiers of Jericho and so they would help her to escape to become an Israelite and worship the LORD.*

4. What is Bible Truth that we are learning?

*We Must Trust Jesus as Our Savior and Obey Him as Our Lord.*

5. What does our craft have to do with our Bible Truth: We Must Trust Jesus as Our Savior and Obey Him as Our Lord.

*Rahab hid the Israelite spies to save their lives. She believed that their God, the LORD, was the one, true God. She wanted to turn from her sinful ways and trust in Him. She wanted the Israelites to take her and her family to live with the Israelites and be God's people. She looked forward to the day when Jesus, the promised Messiah, would come and save God's people from their sins.*

6. What can our craft help us remember?

*Knowing God and becoming one of His people is worth taking great risks! It's more important than anything else.*

**TAKING IT TO OTHERS****Craft Presentation****Instructions:**

Have children hold up your model craft/their crafts. Choose five children (or you say) the five sections below to explain the craft's importance.

**Presentation:**

1. Our craft is: Two Spies Hidden in Bundles of Flax.

2. On the rooftop of her house in Jericho, Rahab hid the two Israelite spies in bundles of flax, so that they would not be discovered by the soldiers of Jericho and so they would help her to escape to become an Israelite and worship the LORD.

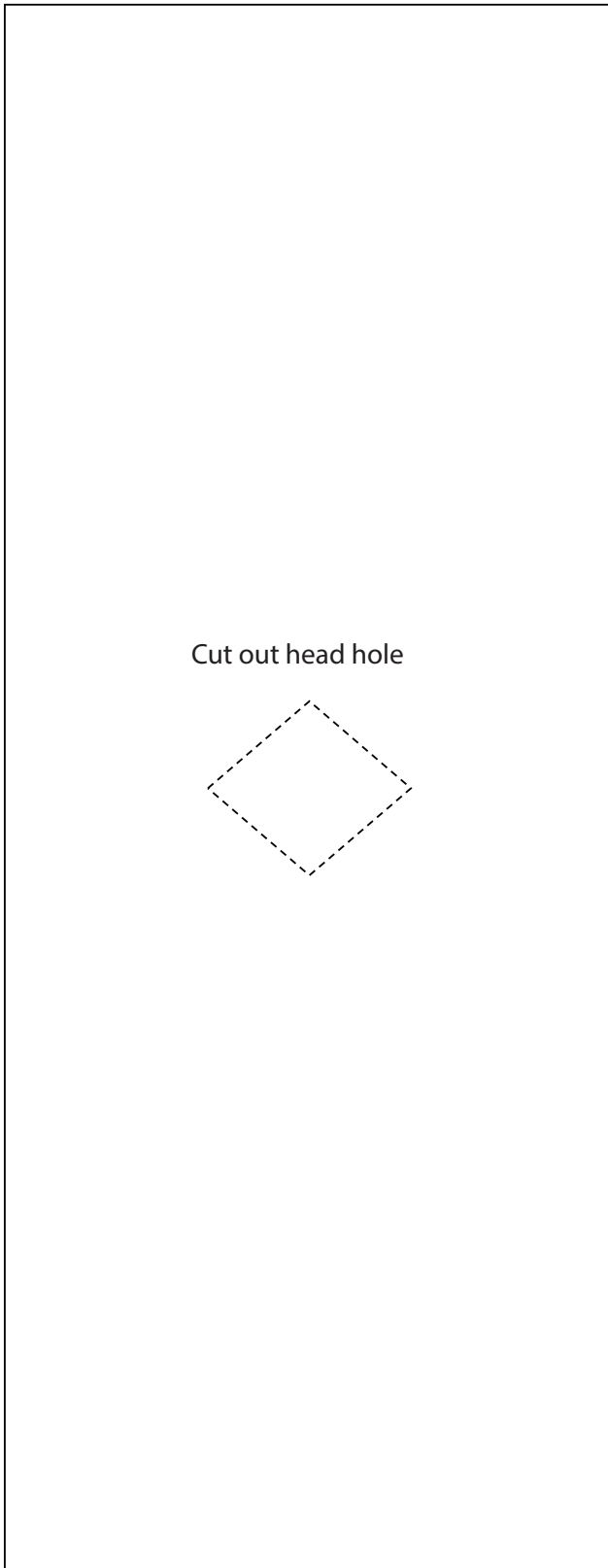
3. Our Bible Truth is: We Must Trust Jesus as Our Savior and Obey Him as Our Lord.

4. Rahab hid the Israelite spies to save their lives. She believed that their God, the LORD, was the one, true God. She wanted to turn from her sinful ways and trust in Him. She wanted the Israelites to take her and her family to live with the Israelites and be God's people. She looked forward to the day when Jesus, the promised Messiah, would come and save God's people from their sins.

5. Our craft can help us remember that knowing God and becoming one of His people is worth taking great risks! It's more important than anything else.

Note: Even non-readers can participate in presenting the craft, if you will whisper what they are to say in their ear and let them say it aloud for the others to hear.

### Spy Outfit



Flax Bundles

Fold along dashed line



Tape along this side

Fold along dashed line



Tape along this side



**BEFORE CLASS:****1. PICK YOUR PERSON**

VIPPs can be anyone in your church! Typically, they fall into 6 categories: Church staff, Elders, Deacons/deaconesses, Special Volunteers (people who aren't paid, but spend a lot of time helping out in particular ways), Supported Workers (aka missionaries), and Church Members.

**2. GATHER YOUR FACTS**

Use the VIPP Information Sheet to write down the facts about your VIPP. The information on this worksheet is used in the VIPP activities, listed in the "Choose an Activity" section below.

**DURING THE ACTIVITY:****1. INTRODUCE YOUR VIPP**

Introduce your VIPP to the children, using the VIPP Information Sheet. Fill in a set of VIPP Clue Cards with the information for your VIPP. If desired, you can even have the actual person come into class for the children to meet.

Need help describing what someone does for the church in a kid-friendly way? Check out the list of common VIPPs on the Praise Factory website in the PFI resources. There are lots of kid-friendly descriptions for common VIPP's, such as pastors, elders, deacons and a lot more.

**2. PRAY!**

Lead the children in praying for the VIPP. Ask the children if they would like to pray for one of the VIPPs prayer requests. Even non-readers can pray for the VIPP if you whisper the prayer request in their ear, then let them say it aloud. Never force a child to pray!

**3. CHOOSE AN ACTIVITY**

There are two activities you can use to help the children learn about the VIPP:

**VIPP Clue Cards:** These are nine coloring sheets in which children fill in the nine things they learn about the VIPP from the VIPP Information Sheet. Photocopy a set of each child. Use as few or as many of these Clue Cards as you desire. They are found in the back of this book.

**VIPP Game:** This is a game that uses a set of Clue Cards for one or two VIPPs.

Choose a VIPP and fill in his/her information on the VIPP Information Sheet. Fill in a set of VIPP Clue Cards with the information for your VIPP. Tell the children about the VIPP, having them fill in the VIPP Clue Cards with the key facts as they learn them. Write any words the children need to write on a white-board or other piece of paper so they can see how to spell them. Help younger children write these words on their clue cards. Ideas for how to tell the children about many common VIPPs are listed at [praisefactory.org](http://praisefactory.org) with the resources for this Bible Truth.

**Optional TAKING IT TO OTHERS Activity: Introduce and Pray for the VIPP**

If you are presenting the VIPP to other children or parents you can assign children to hold up the 10 clue cards and say what each card tells about the VIPP. (Or, you can have the children hold them up as you tell what each one means.) Then lead the children in praying for the VIPP.

## Game: Hot and Cold Hide

### Materials

Information Sheet for one VIPP  
2 Set of Clue Cards  
8 8.5" x 11" Manilla Envelopes  
Blindfold

### Preparing the Game

1. Fill in one set of clue sheets for the VIPP you are using.
2. Tape the other (blank) set of Clue Cards to the outside of the manilla envelopes.
3. Put the filled-in clue cards in the corresponding envelope.

### Playing the Game

**Reveal:** Tell the children about the VIPP, showing them your filled-in clue cards as you tell about them.

**Review:** Choose one child to be "The Finder" and cover his eyes with the blindfold. Choose one of the Clue Card envelopes. Choose another child to be "The Hider". This child will hide the envelope somewhere in the room. When the clue is hidden, the Finder takes off his blindfold and begins to look for the envelope. The other children say "hot, cold, etc" as the child gets closer or further from the envelope to help the child find it. When the folder is found, the teacher (or the child) tells the Clue Card category. The other children try to remember what the VIPP's answer was. Open it up and see if they got it right. If they did, the Clue Card is retired. If not, it can be added back into the Clue Cards to be hidden.

**VIPP INFORMATION SHEET**

**VIPP NAME:**

\_\_\_\_\_

**WHAT VIPP LOOKS LIKE**

Man or Woman? \_\_\_\_\_

Hair color? \_\_\_\_\_

Eye color? \_\_\_\_\_

**FAVORITE ANIMAL**

\_\_\_\_\_

\_\_\_\_\_

**FAVORITE FOOD**

\_\_\_\_\_

\_\_\_\_\_

**FAVORITE FREE TIME ACTIVITY**

\_\_\_\_\_

\_\_\_\_\_

**WHAT VIPP DOES DURING WEEK**

\_\_\_\_\_

\_\_\_\_\_

\_\_\_\_\_

\_\_\_\_\_

**VIPP GROUP OF SERVICE:**

Church Member

Deacon

Elder

Church Staff

Special Volunteer

Supported Worker  
(Missionary)

**3 WAYS VIPP SERVES CHURCH**

\_\_\_\_\_

\_\_\_\_\_

\_\_\_\_\_

\_\_\_\_\_

\_\_\_\_\_

\_\_\_\_\_

\_\_\_\_\_

\_\_\_\_\_

**3 WAYS TO PRAY FOR THE VIPP**

\_\_\_\_\_

\_\_\_\_\_

\_\_\_\_\_

\_\_\_\_\_

\_\_\_\_\_

\_\_\_\_\_

\_\_\_\_\_

\_\_\_\_\_





**Unit 11**  
**Bible Truth 4 Resources**

## **BIBLE TRUTH 4 OVERVIEW**

### **Unit 11: The God Who Saves**

**Big Question and Answer:** "How Can We Be Saved? It Is God's Free Gift!"

**Bible Verse:** "For the wages of sin is death, but the free gift of God is eternal life in Christ Jesus our Lord."  
Romans 6:23

### **Bible Truth 4 Concept: The Holy Spirit Brings Us to God**

Ever since Adam and Eve rebelled against God, each of us have been born with a spirit dead with sin. That means that on our own, none of us can know God or choose to live for Him, just like a dead person can't bring his body back to life.

But God can do what we cannot do. He can bring dead hearts to life, so that we can know Him and want to live for Him. He does this by sending His Holy Spirit to work in our hearts. As we hear God's Word, the Holy Spirit can help us see our sins and help us want to turn away from them. He gives us faith in God. Faith to trust that Jesus died on the cross for sinners and rose from the dead in victory. He gives us a new heart that can know God and want to live for Him.

Jesus called this being "born again, born of God." He calls this being born again because this change in heart is so radical that God actual makes us into a new creation--a brand-new person on the inside! He calls this being born of God, because this change comes from God. And with it, He makes us a part of His family forever.

We can ask God's Holy Spirit to work in our hearts like this. God delights to answer this prayer. He loves for sinners to ask Him to change them and make them into His people.

### **Bible Truth 4 Bible Verse**

#### ***Meditation Version: Titus 3:4-7***

"But when the goodness and loving kindness of God our Savior appeared, he saved us, not because of works done by us in righteousness, but according to his own mercy, by the washing of regeneration and renewal of the Holy Spirit, whom he poured out on us richly through Jesus Christ our Savior, so that being justified by his grace we might become heirs according to the hope of eternal life."

#### ***Alternate Memory/Games Version: Titus 3:5***

"...He saved us, not because of works done by us in righteousness, but according to his own mercy, by the washing of regeneration and renewal of the Holy Spirit."

### **Bible Truth 4 ACTS Prayer**

**A** God, we praise You for being the Changer of the hearts of sinful people, like you and me.

**C** God, we confess that we are all sinners. We have hard hearts that are slow to believe, love and obey You. We need Jesus to save us!

**T** Thank You for sending Your Holy Spirit to work inside us that we can know You, love You and live for You. You give us what we need, but could never get on our own.

**S** God, send the Holy Spirit to work in our hearts. Give us faith as we hear Your Word, the Bible. Help us to turn away from our sins and trust in Jesus as our Savior. Make us new creations! Give us the new birth! We want to know You and live for You!

### **Bible Truth 4 Stories**

#### **Lesson 1: The Case of the Stony Hearts (Old Testament)**

*Psalm 137:1-6; Ezekiel 36, 37:15-28; John 2:12-3:21*

#### **Lesson 2: The Case of the Scorpion House (Story of the Saints)**

#### **Lesson 3: The Case of the Surprising Sky (New Testament)**

*Acts 9*

**1. GETTING STARTED: Welcome and Opening Songs** (*introduce unit and get kids moving with these songs*)

<p><b>Welcome</b></p>	<p>“Welcome to Praise Factory. We’re so glad you’ve joined us! Here at the PFI we are investigators. (That’s what the “I” stands for!) Investigators look for answers to questions. In PFI, we look for answers to big questions about God. We dig deep down in the truths of God’s Word to find them.”</p>
<p><b>Praise Factory Theme Song</b></p>	<p>“Let’s sing our Praise Factory Investigator’s theme song.”</p> <p><b>PFI: Praise Factory Investigators</b> <span style="float: right;"><i>PFI ESV Songs 11, Track 1</i></span></p> <p>We’re PFI: Praise Factory Investigators, Diggin’ deep down for truths in God’s Word, That’s PFI: Praise Factory Investigators, Diggin’ deep down for truths in God’s Word, We’re looking for answers to very big questions, Big questions about God, If you’re looking for answers to very big questions ‘bout God, come along, Join PFI: Praise Factory Investigators, Diggin’ deep down for truths in God’s Word, That’s PFI: Praise Factory Investigators, Diggin’ deep down for truths in God’s Word. Deep down, diggin’ down, Let’s go diggin’ down, Deep down, diggin’ down, ‘Til answers to all our Big Questions we’ve found. We’re PFI: Praise Factory Investigators, Diggin’ deep down for truths in God’s Word, That’s PFI: Praise Factory Investigators, Diggin’ deep down for truths in God’s Word.</p>
<p><b>Classroom Rules Song</b></p>	<p>An important part of Praise Factory is helping us worship God and love one another. Our WoGoLOA song reminds us how we should act. Let’s sing it.”</p> <p><b>WoGoLOA Rules Song</b> <span style="float: right;"><i>PFI ESV Songs 11, Track 2</i></span></p> <p>Refrain: WoGoLOA means “Worship God and love one another,” WoGoLOA means “Worship God and love one another.”</p> <p>WoGo means “Worship God.” Sound off, 1,2,3, Joyfully take part, Listen to others, Obey your teachers. (<i>Refrain</i>)</p> <p>LOA means “Love One Another.” Sound off, 1,2,3, Be kind, Be encouraging, Help others, help others. (<i>Refrain twice</i>)</p>

**1. GETTING STARTED, continued**

<b>Opening Prayer</b>	"Let's ask God to help us obey these rules, and to help us worship Him and love one another as we learn more about Him today. Let's pray." <i>Pray.</i>
<b>Big Question Under Investigation:</b>  <b>Big Question 11 and Songs</b>	<p>"Now it's time to turn today's <b>Big Question Under Investigation</b>.</p> <p>It's: <b>How Can We Be Saved?</b></p> <p>We are all sinners who choose to disobey God. No matter how hard we try, we can never please God or earn eternal life on our own. We would have to live God's way perfectly to do that. That's why we need a Savior to save us from our sins, if we are to know God and become His people. Jesus, God's Son, is the Savior we need! He died on the cross to pay for the sins of God's people. He rose from the dead in victory! He alone can give us the gifts of knowing God and enjoying eternal life with Him. He promises to give these gifts to all who repent of their sins and trust in Him as their Savior.</p> <p>So the answer to our Big Question, '<b>How Can We Be Saved?</b>' is:  <b>It Is God's Free Gift!</b></p> <p>"Let's sing our Big Question Song(s): <span style="float: right;"><i>choose one or both</i></span></p> <p><b>Big Q &amp; A 11 Song</b> <span style="float: right;"><i>PFI ESV Songs 11, Track 3</i></span>  <i>(adapted version of "Here We Go Looby-Looby")</i>  How can we be saved?  How can we be saved?  How can we be saved?  It is God's free gift!</p> <p><b>How Can We Be Saved?</b> <span style="float: right;"><i>PFI ESV Songs 11, Track 4</i></span></p> <p><i>Refrain</i>  How can we be saved? How can we be saved?  How can we be saved? It's God's free gift.  How can we be saved? How can we be saved?  How can we be saved? It's God's free gift through Christ.</p> <p>Verse 1  I disobey God, I need a Savior,  You disobey God, You need a Savior,  We all disobey God, We need a Savior.  To save us from our sins. <span style="float: right;"><i>Refrain</i></span></p> <p>Verse 2  Jesus, He paid the price, the perfect sacrifice,  On the cross, gave His life,  Bought us eternal life,  Takes away all our sin,  Makes our hearts clean within,  When we repent and believe in Him. <span style="float: right;"><i>Refrain</i></span></p>



**1. GETTING STARTED, continued**

**Unit 11  
Bible Verse**

“How do I know this is true? The Bible tells me so!

Romans 6:23 tells us: “For the wages of sin is death, but the free gift of God is eternal life in Christ Jesus our Lord.”

**Big Question 11 Bible Verse Song  
The Free Gift of God: Romans 6:23**

*PFI ESV Songs 11, Track 5*

The free gift of God is,  
The free gift of God is,  
The free gift of God is....what?  
The free gift of God is eternal life through Jesus, through Jesus  
The free gift of God is eternal life through Jesus. (repeat)  
Romans Six, twenty-three.

We all want to have eternal life, but the sad truth is that none of us deserve it. We have all turned away from God and His good ways. We all deserve God’s punishment, not wonderful life with Him. But God in His amazing mercy sent His Son Jesus to live the perfect life we never have lived. He took the punishment we deserve. When we turn away from our sins and trust in Jesus as our Savior, He gives us the free gift of eternal life. How good is God to sinners, like you and me!

**2. DIGGING DEEP DOWN: Key Concept and Story (introduce the Bible Truth and tell the related story)**

**Bible Truth 4**

“It’s time for us to dig down deeper for answers to our Big Question. We’re learning **FOUR** Bible Truths that all tell us something about the salvation God offers us. We have learned some already. Can you remember what they are? (God Saves Sinners Who Confess Their Sins; Jesus Is the Only Way to Be Saved; and, We Must Trust Jesus as Our Savior and Obey Him as Our Lord.)

The Bible Truth we are going to be thinking about today is:  
**The Holy Spirit Brings Us to God.**

Ever since Adam and Eve rebelled against God, each of us have been born with a spirit dead with sin. That means that on our own, none of us can know God or choose to live for Him, just like a dead person can’t bring his body back to life.

But God can do what we cannot do. He can bring dead hearts to life, so that we can know Him and want to live for Him. He does this by sending His Holy Spirit to work in our hearts. As we hear God’s Word, the Holy Spirit can help us see our sins and help us want to turn away from them. He gives us faith in God. Faith to trust that Jesus died on the cross for sinners and rose from the dead in victory. He gives us a new heart that can know God and want to live for Him.

Jesus called this being “born again, born of God.” He calls this being born again because this change in heart is so radical that God actual makes us into a new creation--a brand-new person on the inside! He calls this being born of God, because this change comes from God. And with it, He makes us a part of His family forever.

We can ask God’s Holy Spirit to work in our hearts like this. God delights to answer this prayer. He loves for sinners to ask Him to change them and make them into His people.

**2. DIGGING DEEP DOWN, continued**

<p><b>Bible Truth 4 Hymn</b></p>	<p>“Long ago, a man named John Newton was thinking about this Bible truth, too. He wrote the words a hymn called “Amazing Grace” We’re going to learn a few verses from it.</p> <p><b>Amazing Grace</b> <span style="float: right;"><i>PFI ESV Songs 11, Tracks 13,14</i></span></p> <table border="0" style="width: 100%;"> <tr> <td style="width: 50%; vertical-align: top;"> <p><b>Verse 1</b> Amazing grace, how sweet the sound, That saved a wretch like me. I once was lost, but now am found. Was blind but now I see.</p> </td> <td style="width: 50%; vertical-align: top;"> <p><b>Verse 2</b> ‘Twas grace that taught my heart to fear, And grace my fears relieved; How precious did that grace appear The hour I first believed!</p> </td> </tr> </table> <p>We would all be lost in our sins and rebellion forever, if it were not for God sending His Son Jesus. Jesus kept God’s laws perfectly and offered up Himself as the perfect sacrifice needed for sin. Then He gives to all who repent of their sins and trust in Him the amazingly gracious gift of salvation. He first gives them “sight” to make them aware of their sinfulness and to fear His judgment, then as they turn to Him, He relieves their fears by taking away their guilt the hour they believe.</p>	<p><b>Verse 1</b> Amazing grace, how sweet the sound, That saved a wretch like me. I once was lost, but now am found. Was blind but now I see.</p>	<p><b>Verse 2</b> ‘Twas grace that taught my heart to fear, And grace my fears relieved; How precious did that grace appear The hour I first believed!</p>
<p><b>Verse 1</b> Amazing grace, how sweet the sound, That saved a wretch like me. I once was lost, but now am found. Was blind but now I see.</p>	<p><b>Verse 2</b> ‘Twas grace that taught my heart to fear, And grace my fears relieved; How precious did that grace appear The hour I first believed!</p>		
<p><b>Bible Truth 4 Bible Verse and Song</b></p> <p><i>You might also enjoy this extra song: I Will Give You a New Heart, Ezekiel 36:26, ESV PFI ESV Songs 11, Track 16</i></p>	<p>“The Bible verse we are going to be digging down into for this Bible Truth is:</p> <p><b>Titus 3:4-7</b> “But when the goodness and loving kindness of God our Savior appeared, he saved us, not because of works done by us in righteousness, but according to his own mercy, by the washing of regeneration and renewal of the Holy Spirit, whom he poured out on us richly through Jesus Christ our Savior, so that being justified by his grace we might become heirs according to the hope of eternal life.”</p> <p>We could never please God with our own good works. Only through Jesus’ perfect life offered up in the place of sinners can we be saved. And what a salvation it is! God, Himself, sends His Holy Spirit to work in the hearts of His people. He gives them the gift of faith. He helps them turn away from their sins. He makes them clean of their sins and all new on the inside. This is how we become God’s people--His heirs, that is, His children who will receive eternal life with Him forever.</p> <p>We’ve said our Bible verse, now let’s sing it!</p> <p><b>He Saved Us</b> <span style="float: right;"><i>PFI ESV Songs 11, Track 15</i></span></p> <p>He saved us, he saved us, By regeneration And renewal of the Spirit. He saved us, he saved us, By the Holy Spirit. The Holy Spirit whom he poured out, On us richly, Through Jesus Christ our Lord, The Holy Spirit whom he poured out, On us, through Jesus Christ. Titus Three, verses five through seven.</p>		

**2. DIGGING DEEP DOWN, continued****LESSON 1 STORY****Old Testament Story:****The Case of the Stony Hearts**

*Psalm 137:1-6;  
Ezekiel 36, 37:15-28;  
John 2:12-3:21*

"Now it's time for today's story called: **The Case of the Stony Hearts.**

**As you listen to the story, see if you can figure out:**

- 1. Who had stony hearts? What was stony about them?**
- 2. What should their hearts be like? Who alone could change them? How?**

*(If desired, write these questions on a sheet of paper to refer to when the story is finished.)*

*Read story.*

*After reading story, ask for the children's answers to the questions.*

**1. Who had stony hearts? What was stony about them?** The people of Israel. Stones are hard and lifeless. The hearts of the people of Israel were hard and lifeless to God and His good laws.

**2. What should their hearts be like? Who alone could change them? How?** Their hearts were meant to be full of love for God and His good laws. God alone could change them. He promised to change them by His Holy Spirit.

**LESSON 2 STORY****Story of the Saints:****The Case of the Scorpion House**

"Now it's time for today's story called: **The Case of the Scorpion House.**

**As you listen to the story, see if you can figure out:**

- 1. Why was it called the Scorpion House? Who lived there?**
- 2. What did God use who lived there to show and to tell others? What did God begin to do in these other people?**

*(If desired, write these questions on a sheet of paper to refer to when the story is finished.)*

*Read story.*

*After reading story, ask for the children's answers to the questions.*

**1. Why was it called the Scorpion House? Who lived there?** It was infested with scorpions. C.T. Studd, his wife 'Scilla, and Miss Burroughes.

**2. What did God use who lived there to show and to tell others? What did God begin to do in these other people?** The difference the Holy Spirit makes when He lives in our heart. As the Chinese saw the work of the Holy Spirit in the hearts of the Studds and Miss Burroughes, they came to their house to hear more about God' Word and salvation through Jesus. Then the Holy Spirit began to work in the house of the Chinese and bring them to faith in Jesus, too.

*Close in prayer. (prayer suggestions included at end of story)*

**2. DIGGING DEEP DOWN, continued****LESSON 3****New Testament Story:****The Case of the Surprising Sky**  
*Acts 9*

"Now it's time for today's story called: **The Case of the Surprising Sky.**

**As you listen to the story, see if you can figure out:**

- 1. What was surprising about the sky? Who saw the surprise? What happened to him after he saw it?**
- 2. What did God change inside the man that was so surprising? How did He make this change?**

*(If desired, write these questions on a sheet of paper to refer to when the story is finished.)*

*Read story.*

*After reading story, ask for the children's answers to the questions.*

**1. What was surprising about the sky? Who saw the surprise? What happened to him after he saw it?** Suddenly a heavenly light shone down on Paul. Paul saw the surprise. Jesus told him to stop persecuting Him (and His people). Jesus caused Paul to become blind and told him to go into Damascus and wait. Paul obeyed.

**2. What did God change inside the man that was so surprising? How did He make this change?** Paul became a believer in Jesus. He boldly explained to others that Jesus was the Christ and urged them to repent of their sins and believe in Him. God sent His Holy Spirit to work in Paul's heart and change him.

*Close in prayer. (prayer suggestions included at end of story)*

**3. TAKING ACTION: Response Activities** *(choose from among these activities)***Response Activities**

- **ACTS Prayer Activity:** Add your own prayer requests to the ACTS prayer
  - **Sneaky Snack:** Story-related snack
  - **Bible Truth Review Activity:** Game with questions related to the Bible Truth
  - **Bible Truth Hymn:** Music activities to learn a portion of a Bible Truth-related hymn
  - **Bible Verse Review Activity:** Game with questions related to Bible Truth Bible verse
  - **Bible Verse Song:** Music activities to learn the Bible Verse song
  - **Story Review Activity:** Game with questions related to the Bible Truth and Case
  - **Case RePlay, Jr. and Sr.:** Two drama activities that review the story: one for younger children, one for older children.
  - **Craft:** Story-related craft
  - **VIPP (Very Important Prayer Person):** Game and a coloring activity to help children learn about people in your church and how to pray for them.
- (VIP resources: found online or at back of this book)*

**4. TAKING IT TO OTHERS** *Optional presentations for the last few minutes of class***Presenting to Other Children**

*If you split the children into different response activities, you can gather the children together again and have each small group make presentations to show the other children what they learned. Presentation ideas are included in the resources for each activity.*

**Presenting to Parents**

*If you keep your children together for response activities, you can have them make a presentation of something they have learned to their parents when they come to pick them up from class. Presentation ideas are included in the resources for each activity.*

**5. TAKING IT HOME** *(Take Home Sheet)***PFI Pronto**

*Give out the PFI Pronto for the case story as well as any other materials as the children are dismissed.*

## **BIBLE TRUTH 4, LESSON 1: PLANNER/OVERVIEW**

### **GETTING STARTED: Welcome and Opening Songs** (*introduce unit and get kids moving with these songs*)

**Welcome to Praise Factory:** PFI: Praise Factory Investigators Theme Song *PFI ESV Songs 11, Track 1*

**Rules to Help Us Worship God and Love One Another:** WoGoLOA Classroom Rules Song  
*PFI ESV Songs 11, Track 2*

**Big Question Under Investigation:** Big Question 11 Songs *PFI ESV Songs 11, Tracks 3,4*

**Big Question Bible Verse:** Romans 6:23 Song: *PFI ESV Songs 11, Track 5*

### **DIGGING DEEP DOWN: Key Concept and Story** (*introduce the Bible Truth and tell the related story*)

**Bible Truth 4:** The Holy Spirit Brings Us to God

**Bible Truth Hymn:** Amazing Grace, vs.1,2 *PFI ESV Songs 11, Tracks 13,14*

**Bible Verse:** Titus 3:4-7

**Bible Verse Song:** He Saved Us *PFI ESV Songs 11, Track 15*

*Extra Bible Verse Song: I Will Give You a New Heart Ezekiel 36:26, ESV PFI ESV Songs 11, Track 16*

**Lesson 1 New Testament:** The Case of the Stony Hearts *Acts 9*

### **TAKING ACTION: Response Activities** (*choose from among these activities*)

**Snack and Discussion Planner:** Harps and Poplar Trees

**ACTS Prayer:** Prayer Sheet

**Bible Truth Review:** Discussion Questions and Game: Beanbag Scramble

**Bible Truth Hymn:** Amazing Grace, vs.1,2 *PFI ESV Songs 11, Tracks 13,14*

Song, Sign Language and Song Game: Mimic Me! **PFI ESV Songs 11 BOOK or ONLINE**

**Bible Verse Review:** Titus 3:4-7 Discussion Sheet and Game: Who's Got the Penny?

**Bible Verse Song:** He Saved Us *Titus 3:4-7 PFI ESV Songs 11, Track 15*

Song, Sign Language and Song Game: Word Take Away **PFI ESV Songs 11 BOOK or ONLINE**

**Story Review:** Discussion Questions and Game: Frisbee Toss 'n' Quiz

**Case Replay, Jr: Drama Activity for Youngest Children** (children do same story actions together)

**Case Replay, Sr: Drama Activity for Most Children** (children re-tell story with individual parts)

**Craft:** The Israelites' Harps

**VIPP (Very Important Prayer Person) Prayer Time:** Coloring Sheets (back of book) & Game: Ball Roll Review

### **TAKING IT HOME: Take Home Sheet for Review and Family Devotions**

**PFI Pronto:** Bible Truth 4, Lesson 1 **PFI ESV Prontos 11 BOOK or ONLINE**

**The Case of the Stony Hearts** *Psalm 137:1-6; Ezekiel 36, 37:15-28: John 2:12-3:21* by Connie Dever

**Our story is called:**

**The Case of the Stony Hearts.**

**As you listen to the story, see if you can figure out:**

1. Who had stony hearts? What was stony about them?
2. What should their hearts be like? Who alone could change them? How?

This story begins in Old Testament times, about 600 years before Jesus lived here on earth.

Some Babylonians had gone down to the Euphrates River to enjoy the shade of the poplar trees that grew along its banks. As usual, they brought their slaves along to serve them. Babylonian slaves came from many nations--all of them captured in war and brought back to Babylon to serve as slaves. But these particular slaves were Israelites. And the Babylonians, looking for some new entertainment, asked them to sing some songs from their homeland.

"Enough songs of Babylon!" the Babylonians said. "Take out your harps and play us a tune, you Israelites. Sing us a new, joyful song from Jerusalem, of Zion, your home," they ordered.

"How can we sing to you of Zion when it lies in ruins, destroyed by your soldiers!" the Israelites said. They hung their harps upon the branches of the poplar trees, sat down by the Euphrates and wept.

How sad the Israelite slaves were! They knew that they had sinned against the LORD and not turned back to Him when He warned them to stop sinning. He had told them that the Babylonians would destroy them if they did not repent. They refused, and so, the great armies of King Nebuchadnezzar of Babylon had swept into their land and destroyed it... and all of Jerusalem with it. Gone were their lands, their houses, their cities, their Temple. The Babylonians soldiers had bound the people in chains and made them their slaves.

If only their hearts had not been so dirty with sin and so hard as stone! If only they had loved and obeyed God as He desired! Then none of this would have happened! "What can we do to be rid of these sad times brought by our sin? What can we do to bring back the good days in the kingdom of Israel?" the Israelites wondered.

The LORD saw how sad His people were and He sent

His prophet Ezekiel with a comforting promise for them: "You will have to stay in Babylon for seventy years, as I told you before. But after that, I will bring you out of Babylon and take you back home so you can rebuild Jerusalem and the kingdom of Israel," the LORD told them.

"And that is not all. I am going to do something even better than give you back the kingdom of Israel as it was!" the LORD promised. "I am going to truly bring an end to your sad times brought on by your sin. Like water washes dirty things clean, I am going to clean your hearts of sin. I am going to change them so that they will no longer be hard and disobedient like stone. I will make your hearts alive again by putting my Spirit inside you! Then I, Myself, will move you to love Me and follow My ways," He told them. "And one day, I am going to send My Messiah to make the whole earth My perfect Kingdom forever. Then you will be My beloved people and I will be your beloved God."

The Israelites took comfort in the LORD's promises and waited...for long seventy years. And sure enough, God kept His promise to them. On the very day after the seventy years were finished, they were freed.

How the Israelites rejoiced to be going back home to Jerusalem! Yet they wondered, "Would the LORD fulfill His other promises--when He would change their sad times brought by their sin; and send the Messiah to bring His Kingdom forever?"

Six hundred years passed and still the Israelites waited to see the LORD answer these promises. The Babylonians were long gone, but now a new enemy -- the Romans--had come and taken over the kingdom of Israel and brought new sinful, sad times.

**Story-telling Tips**

**Ahead of time:**

1. Read the Bible verses and story. Pray!
2. Create story cue cards on index cards (or highlight text).
3. Practice telling story dramatically, timing your presentation. Shorten, if necessary to fit your allotted time.
4. Decorate area with story props that help bring your story alive.

**During your presentation:**

1. Maintain as much eye contact as possible as you tell the story. Point to/use props at important points in the story. Include the kids in your story with a few questions about what they think will happen or words/concepts that might be new to them.
2. Watch the kids for signs that their attention span has been reached. Shorten, if necessary.

"Now would be a good time for the Messiah to bring God's Kingdom," the people of Israel thought. "He would get rid of the Romans and set up His kingdom forever," they hoped. "What can we do to be rid of these sinful, sad times? What can we do to bring the Kingdom of God?" they wondered.

"Perhaps there is a reason God hasn't sent the Messiah to rescue us," thought the Pharisees. "Perhaps our hearts and lives are too dirty because we don't keep His laws. Perhaps if we keep all of God's laws and are really good, then that would bring an end to these sinful, sad times and bring God's kingdom sooner," they hoped. But as hard as they tried, they couldn't keep the God's laws just right. No. They couldn't bring the Messiah by their own good deeds. They had to wait for God to fulfill His promises.

And so He did. At the right time, Jesus came. He began to do amazing miracles and to tell everyone that the Kingdom of God was near. He even stormed into the Temple area and cleared it of men who were making money off of people come to worship the LORD. "This is God's house," Jesus said. "It's to be a house of prayer; not a thieves' den as you have made it!"

Everyone began talking about Jesus and the things He did. "Who has ever spoken like this or has done miracles like this? Who would dare clear the Temple, as if it was his? Could this be the Messiah?" some people wondered.

But the Pharisees and others said, "Who does Jesus think he is? He does amazing things and talks like he is something special, but he's no Messiah! When the Messiah comes, He will appear suddenly and destroy all our enemies. He will set up God's kingdom with great power. We are the teachers of the law and we know about these things," they said.

One Pharisee named Nicodemus wasn't so sure. He had spent hours reading the Bible and knew all the promises about the Messiah—even the ones the LORD had given the Israelites through Ezekiel so many years before. Nicodemus heard what Jesus said and saw what Jesus did. And he began to wonder just who Jesus was. There was something about Jesus that made Nicodemus want to know more. "Perhaps Jesus does know how to bring an end to these sinful, sad times,"

thought Nicodemus. "Perhaps He knows how to bring the Kingdom of God."

So late one night Nicodemus went through the streets of Jerusalem to talk with Jesus. "Rabbi, we know you are a teacher who has come from God. For no one could do the miracles you do if God weren't with him," Nicodemus said to Jesus.

"No one can see the kingdom of God unless he is born again, born of God," Jesus answered him.

"I thought the kingdom of God was for the people of Israel who kept God's laws. What could this mean to be born again?" Nicodemus thought. "How can a man be born when he is old?" he asked Jesus.

"No one can enter the kingdom of God unless he is born of water and the Spirit," Jesus replied. "But I'm not talking about your body being born like a baby again. I'm talking about your spirit, your heart. You can only enter God's Kingdom if God's Spirit has given new life to your spirit," He explained. "You should not be surprised at my saying, 'You must be born again.'" Jesus continued. "The wind blows wherever it pleases. You hear its sound, but you cannot tell where it comes from or where it is going. So it is with everyone born of the Spirit. No one can see the Holy Spirit, but it is He who works in the hearts of people as He pleases, changing them. He's the one who brings an end to sad, sinful times by working in their hearts. He makes them able to enter the Kingdom of God."

This was all so new to Nicodemus! "How can this be?" he asked Jesus.

"You are Israel's teacher," said Jesus, "and you don't understand these things? But I have even more to tell you. I am God's Son, the Messiah and I have come to bring God's Kingdom. But it won't be by powerfully overthrowing the Romans, as so many think. It will be by being lifted up on a cross and dying for God's people. For God so loved the world that He gave Me, His one and only Son, that whoever believes in Me shall not die, but have eternal life--life in God's Kingdom forever!" Jesus explained.

Nicodemus may have left that night with more questions than he came. Jesus' answers surprised him. If only he would remember the promises God gave the people of Israel through Ezekiel long ago! That night

Jesus was telling him that at last God was fulfilling those promises. Jesus would die for God's peoples' sins. By His Holy Spirit, He would wash away their sins and change our hearts by filling them with His Spirit. This was how God would bring an end to the sinful, sad times and bring in the Kingdom of God--in the hearts of His people.

### Cracking the Case:

**It's time to answer our Case Questions.**

**1. Who had stony hearts? What was stony about them?** The people of Israel. Stones are hard and lifeless. The hearts of the people of Israel were hard and lifeless to God and His good laws.

**2. What should their hearts be like? Who alone could change them? How?** Their hearts were meant to be full of love for God and His good laws. God alone could change them. He promised to change them by His Holy Spirit.

### Something for You and Me

**Our Bible Truth is:**

**The Holy Spirit Brings Us to God**

**Our Bible Verse is: Titus 3:4-7**

"But when the kindness and love of God our Savior appeared, he saved us, not because of righteous things we had done, but because of his mercy. He saved us through the washing of rebirth and renewal by the Holy Spirit, whom he poured out on us generously through Jesus Christ our Savior, so that, having been justified by his grace, we might become heirs having the hope of eternal life."

What happened to Nicodemus? Did he ever experience the spiritual birth of the Holy Spirit in his heart and was saved? We don't know for sure. We do know, though, that it was Nicodemus who stood up for Jesus against the other Pharisees and priests when they wanted to have Him arrested and killed without even a trial. And it was Nicodemus who bought the seventy pounds of spices and helped to bury Jesus after He was crucified. Some say that after Jesus rose from the dead, Nicodemus did become a Christian and was baptized by Peter and John.

It will not be until heaven, in the Kingdom of God, when all of God's people are gathered to worship the Lord Jesus around His throne that we will know for sure

about Nicodemus.

But something we can know for sure it that the same gift of washing and cleansing sin, the same gift of the Holy Spirit filling and changing hearts that Ezekiel spoke about and that Jesus told Nicodemus about, is a gift that God offers freely to all.

Let's praise God for being the God who saves. Let's ask Him work in our hearts, showing us our sins and helping us to turn away from them. Let's ask Him to give us faith in Jesus as our own Savior. And let's ask Him to wash our hearts and fill us with His Holy Spirit that we might be born again, born of God, and be saved.

*Close in prayer.*

### Closing ACTS Prayer

**A** God, we praise You for being the Lover of Sinful People. You welcome them to come and be forgiven!

**C** God, we confess that many times we act like the Pharisees. We act like we can make ourselves good enough to please You on our own. Sometimes we don't think we really are that sinful, but, oh, how we need a Savior!

**T** God, we thank You for promising to send a Savior to save all those who turn from their sins and trust in Jesus as their Savior.

**S** God, work in our hearts! Send the Holy Spirit to work in our hearts, helping us to turn away from our sins and trust Jesus as our own Savior. Make us Your people, filled with Your Holy Spirit, and who love You and want to live lives that please You.

### Special Words

**Pharisee:** A teacher of God's laws in Jesus' day who were known for trying especially hard to keep God's laws and lots of extra, little rules they thought helped them keep God's laws better.

**Priest:** Men who came from Aaron's (Moses' brother) family who worked in the Temple in Jerusalem.



# **ACTS PRAYER ACTIVITY**

Use this sheet to write down your ACTS Prayer

## **Instructions:**

Use this sheet to help the children apply the Bible Truth into a prayer. You can use the ACTS provided or even better, have the kids think of their own applications. Also have the children add their personal requests to the prayer, too. Lead the children in the prayer or let them pray sections, with your help. Never force a child to pray! Non-readers can participate by you whispering a section of the prayer into their ear and allowing them to pray it aloud for the group.

## **ADORATION:**

God, we praise You for being the Changer of the hearts of sinful people, like you and me.

God, we praise You for being.....

---

Add your own Adorations:

---

---

---

## **CONFESSION:**

God, we confess that we are all sinners. We have hard hearts that are slow to believe, love and obey You. We need Jesus to save us!

God, we have sinned against You....

---

Add your own Confessions:

---

---

## **THANKSGIVING:**

Thank You for sending Your Holy Spirit to work inside us that we can know You, love You and live for You. You give us what we need, but could never get on our own.

God, we thank You for...

Add your own Thanksgivings:

---

---

---

## **SUPPLICATION:**

God, send the Holy Spirit to work in our hearts. Give us faith as we hear Your Word, the Bible. Help us to turn away from our sins and trust in Jesus as our Savior. Make us new creations! Give us the new birth! We want to know You and live for You!

God, we need Your help...

Add your own Supplication:

---

---

---

---

---

---

## **SNEAKY SNACK**

Can you figure out how this snack ties in with our case?

---

### **Snack: Harps and Poplar Trees**

Twisted "heart-shaped" pretzel harps salty from tears and celery "poplar trees" with ranch dressing.

This is only a suggestion. Feel free to modify. Be mindful of allergy issues among your children!

**Case Tie-in:** After years of warnings and patiences, the LORD allowed the Babylonians to destroy Judah and carry the people off to slavery back in Babylon. At last, the people could see their sin. They wept and hung up their harps on the trees when asked to sing songs from their homeland. How sad they were! But the LORD comforted them. Not only would He return them to their homeland one day, but He promised to send His Holy Spirit to live in their hearts. He would change them, filling them with love for Him and His good laws.

---

## **SOUL FOOD**

Food for thought during snack time

---

1. What does the snack have to do with the story?

Choose a few questions from the other activity discussion sheets to talk about during this snack time.

2.

---

---

3.

---

---

4.

---

---

5.

---

---

6.

---

---

7.

---

---

Directions: Read and discuss Bible Truth, using a FEW of the questions. Play game. Feel free to modify the game to fit your children.

### **The Holy Spirit Brings Us to God**

Ever since Adam and Eve rebelled against God, each of us have been born with a spirit dead with sin. That means that on our own, none of us can know God or choose to live for Him, just like a dead person can't bring his body back to life.

But God can do what we cannot do. He can bring dead hearts to life, so that we can know Him and want to live for Him. He does this by sending His Holy Spirit to work in our hearts. As we hear God's Word, the Holy Spirit can help us see our sins and help us want to turn away from them. He gives us faith in God. Faith to trust that Jesus died on the cross for sinners and rose from the dead in victory. He gives us a new heart that can know God and want to live for Him.

Jesus called this being "born again, born of God." He calls this being born again because this change in heart is so radical that God actual makes us into a new creation--a brand-new person! He calls this being born of God, because this change comes from God. And with it, He makes us a part of His family forever.

We can ask God's Holy Spirit to work in our hearts like this. God delights to answer this prayer. He loves for sinners to ask Him to change them and make them into His people.

### **Understanding the Bible Truth**

1. Every since Adam and Eve rebelled against God, each of us has been born with a spirit that is what? *Dead with sin.*
2. What does it mean that our heart is dead with sin? *That on our own, none of us can ever know God or choose to live for Him, just like a dead person can't bring his body back to life.*
3. Who can bring dead hearts to life? *God can.*
4. When God brings a dead heart back to life, what can we do? *We can know God and want to live for Him.*
5. How does God bring a dead heart back to life? *By sending His Holy Spirit to work inside the hearts of sinners.*
6. What does the Holy Spirit do when He works in a sinner's heart? *The Holy Spirit helps them see their sins, be sorry for them and want to turn away from them. He gives them faith in God. He gives them new hearts that can know God and want to live for God.*
7. What does it mean to be born again, born of God? *For the Holy Spirit to work in a sinner's heart, making it new and alive to God.*
8. Whose family do we become part of when we are born again, born of God? *God's family. We become His people, His adopted children.*

### **Bible Verse Connection Question**

1. What does our Bible Truth have to do with our **Bible Verse: Titus 3:4-7**: "But when the goodness and loving kindness of God our Savior appeared, he saved us, not because of works done by us in righteousness, but according to his own mercy, by the washing of regeneration and renewal of the Holy Spirit, whom he poured out on us richly through Jesus Christ our Savior, so that being justified by his grace we might become heirs according to the hope of eternal life."?

*Our verse tells us that it is the Holy Spirit who gives God's people a new heart to know, love and obey God. God's people receive this gift of rebirth and new life because of what Jesus did on the cross to save them: He took the punishment for all their sins.*

### **Bible Truth Story Connection Questions**

1. Who did Ezekiel tell the Israelites that God would send to truly change them? What would be different about their hearts when He did? *God's promised to cleanse their hearts and make them new by His Holy Spirit one day, so that they would believe and obey God.*
2. What did Jesus tell Nicodemus that the Holy Spirit would do in the hearts all who believed in Him? *He would give them new hearts, making them born again, born of God.*

**Life Application Questions**

1. How can we know that the Holy Spirit is working in our hearts? *If He helps us see our sins, be sorry for them and want to turn away from them. If our hearts want to please and love God.*
2. What can we ask God to have the Holy Spirit do in our hearts? *Help us to see our sins, be sorry for them, and turn away from them. Ask Him to help us to trust in Jesus as our Savior. Ask Him to cleanse our hearts and make us born again.*

**ACTS Questions**

1. What is something we can praise God for because of this Bible Truth? *Praise God for being the Changer of the hearts of sinful people.*
2. What are sins we can confess to God because of this Bible Truth? *Confess that our hard hearts are cold to God and slow to love Him and obey Him. We are dead in our sins on our own. We deserve God's punishment! We need a Savior! We need the Holy Spirit!*
3. What is something we can thank God for because of this Bible Truth? *Thank God for seeking out His people to make Himself known to them.*
4. What is something we can ask God for because of this Bible Truth? *We can ask God to send the Holy Spirit to work in our hearts that we would want to turn away from disobeying Him and trust in Jesus as our own Savior. We can ask Him to give us new birth, new life through the Holy Spirit working in us. We can ask Him to give us hearts to know, love and obey God.*

**The Gospel**

1. We all have hearts that are dead to God and rebellious against Him. What hope does He offer us? What is the gospel? *God is the good Creator and King of the world. He made people to worship Him and live by His good laws. But we are all sinners who have rebelled against Him. We all deserve death--God's just, eternal punishment for our sins. How terrible! But God has good news for us. In His great mercy, God sent His Son Jesus to earth to save sinners. Yes, Jesus, the perfect Son of God, left His home in heaven and became a man. He lived the perfect life that pleases God. (He's the only one who has ever done that!) He offered it up to God His Father as the perfect sacrifice for sins when He suffered and died on the cross. Then, on the third day, Jesus rose from the dead in victory. He had fully paid for the sins of God's people, so they wouldn't have to! Now all who turn away from their sins and trust in Jesus as their Savior will receive forgiveness of sins and eternal life with God. They will be His very own special people who will know Him and enjoy Him forever. We can be God's people, too, if we turn from our sins and trust in Jesus as our own Savior.*

## Game: Rush to Safety

### Materials

Construction Paper  
CD and CD player  
Masking Tape  
Small bowl or bag  
Bible Truth Questions

### Preparing the Game

1. Choose 20+ questions for your game from the Bible Truth Discussion Questions, or make up your own.
2. Write the Bible Truth questions on small thin strips of paper (or make a photocopy of the Bible Truth Discussion Questions and simply cut them into strips) and put them in the bag/bowl.
3. Cut circles about 9" in diameter, enough for every child but one.
4. Tape the circles on the floor around the room.

### Playing the Game

Point out the safety spot circles on the floor. Tell the children that you will tell the children to move however you command them to move, such as march, walk, skip, crab crawl, etc. (BUT NOT RUN!!!) when you play the music. But when the music stops, they are to get to a safety spot. Show them that there is one spot too few for them all so that someone will be caught out. The child who has no safety spot picks a question for the class to answer. If the class answers it correctly, then the child is added back into the group. If not, then the child stays out and another safety spot is removed.

Game continues as number of questions, time, and attention span allow.

NOTE: Have the children who are "out" help make up actions for the other children to do, put them in charge of the music, etc. along with you. This will keep them happily occupied as they continue.

### Non-competitive Option

Have the child without a safety spot choose a question for the class, but then join the game, even if the class gets it wrong. Add the question back into the bag for further review. Don't reduce the number of safety spots.

### Optional TAKING IT TO OTHERS Activity: Quiz Questions

Have the children choose a few of the questions from the game to ask the parents/other children during TAKING IT TO OTHERS time. Help pre-readers by whispering the question in their ear and letting them ask it aloud to the parents/other children. Make sure you read the Bible verse aloud before you ask your questions.

Directions:

1. Write words to song in large print before class.
2. Play the song for the children, helping them follow along on the song sheet.
3. Discuss the song, using a few questions from the discussion sheet. *Don't use them all!*
4. Introduce sign language for key words of your choice from sign language sheet for your song. Use as few or as many as you think the children can learn.
5. Sing and sign the song. Sign language as well as large format lyrics and sheet music are found in the PFI Unit Songbook or online.
6. If desired, play the Song Game.

**Optional TAKING IT TO OTHERS Activity: Presenting and Singing the Song**

1. Sing and sign the song, encouraging the watching children/parents to join in.
2. Ask the class some of the questions listed below. The Bible Truth Connection Question is particularly good to help them understand how the song ties in with the Bible Truth.

### Amazing Grace

#### Verse 1

Amazing grace, how sweet the sound,  
That saved a wretch like me.  
I once was lost, but now am found.  
Was blind but now I see.

#### Verse 2

'Twas grace that taught my heart to fear,  
And grace my fears relieved;  
How precious did that grace appear  
The hour I first believed!

Listen to it on PFI ESV Songs 11, Tracks 13,14

1. What is grace? *Being treated with favor or given a gift that you could never deserve.*
2. What is a wretch? *A person who has done bad things and deserves nothing. A person who is bad trouble and can't get out of it.*
3. What was the wretch saved from? *From the punishment he deserved from God for the bad things he had done; and, from the trouble his sins had gotten him into.*
4. Who saved this wretch and how? *Jesus died on the cross to pay for his sins and the Holy Spirit worked in his heart that he might see his sins, turn from them and believe in Jesus.*
5. How is being a sinner like being "lost" and becoming one of God's people like being found? *All people were made to know and love God, yet they rebelled against Him and cut themselves off from Him. Now, unless God works in their hearts to help them believe in Jesus and receive forgiveness for sins, they will live their lives apart from God and His blessings, like someone lost out on their own away from their home. But, when someone does turn to God and believe in Jesus, they come to know God again and all the blessings that come with knowing Him. That is like being found and brought back to your wonderful home after being lost out on your own.*
6. What kind of "blindness" and "seeing" did the wretch have? *Spiritual blindness—not being able to know that you are a sinner or know God. Spiritual sight—being able to know that you are a sinner and able to know God.*
7. What three things did God in His grace "do" in the wretch's heart (verse 2)? *Made his heart to fear God's wrath against his sin; relieved his fears as he learned about Jesus' offer of forgiveness to those who believe in Him; and, worked in his heart that he would believe in Jesus as his Savior.*
8. How did God in His grace "do" these things in the wretch's heart? *By His Holy Spirit, working in his heart.*

### Bible Truth Connection Question

1. How does this song relate to our Bible Truth: **The Holy Spirit Brings Us to God?**

*All people would be lost in their sins and rebellion forever if it were not for God's work by the Holy Spirit in their hearts. By God's amazing grace, His free gift given to sinners, the Holy Spirit works in the hearts of God's people. He first gives them "sight" to make them aware of their sinfulness and to fear His judgment, then as they turn to Him, He relieves their fears by taking away their guilt the hour they believe. He cleans their hearts from sin and gives them love for God. Why does the Holy Spirit do this? Because Jesus died on the cross and paid for all their sins. God's people know the gift of the Holy Spirit working in their hearts all because of Him!*

**Story Connection Question**

1. How does this song relate to today's story? *The Israelites rebelled against God again and again. At last, the LORD punished them for not repenting of their sins and trusting in Him. They spend long, sad years in Babylon. They did not deserve to ever know God's forgiveness and kindness, but God treated them better than that! He showed them His amazing grace, yet again. He promised to bring them back home at the end of 70 years. And best of all, He promised to send the Holy Spirit to work in their hearts. He would give them hearts that would fear Him and hate their own sin. He would give them hearts that believed in Him and loved Him. All this would be because of the Messiah He was sending to be their Savior. Many years they waited for these gifts of God's amazing grace. Nicodemus was one of the first Israelites to hear how the Holy Spirit would work inside God's people from none other than the promised Messiah! At last God's people would receive the long-promised gifts!*

**Bible Connection Question**

1. What does this hymn have to do with our Bible Verse: **Titus 3:4-7**: "But when the goodness and loving kindness of God our Savior appeared, he saved us, not because of works done by us in righteousness, but according to his own mercy, by the washing of regeneration and renewal of the Holy Spirit, whom he poured out on us richly through Jesus Christ our Savior, so that being justified by his grace we might become heirs according to the hope of eternal life."?

*God, in His kind grace, sends His Holy Spirit to work in His people. He shows God's people that they are "wretches" before Him—they are sinners deserving His punishment. When they see they deserve His punishment it causes them to fear. Through His Word and others sharing the good news of Jesus with them, they hear how God sent His Son Jesus to take the punishment for the sins of all those who turn away from their sins and trust in Jesus as their own Savior. They are forgiven! They will not face God's punishment! This relieves their fears from the hour they believe. How amazing is God's grace given to them through Jesus' death on the cross...and given to them through the work of the Holy Spirit in their hearts.*

**Life Application Questions**

1. How can our lives be affected by the message of this song? *We thank God for His amazing grace shown to sinners and ask Him to send the Holy Spirit to work in our hearts that we might see our sins, turn from them and believe, like the person in this song.*

**ACTS Questions**

1. What is something we can praise God for from this hymn?

*Praise God for being the Giver of Amazing Grace, enough to save His sinful people.*

2. What are sins we can confess to God from this hymn? *We can confess that many times we are blind to our sins, not even seeing them. We need God's grace! We need a Savior!*

3. What is something we can thank God for from this hymn?

*We can thank God for showing His people their sins, helping them fear His punishment, and then forgiving their sins through Jesus. We can thank God for the gift of faith, given to His people, by His grace.*

4. What is something we can ask God for from this hymn?

*That God would work in our hearts that we might see our sins, turn from them and trust Jesus as our Savior*

**Gospel Question**

1. What is the good news of Jesus that can relieve our fear of God's punishment? What is the gospel?

*God is the good Creator and King of the world. He made people to worship Him and live by His good laws. But we are all sinners who've rebelled against Him. We all deserve death--God's just, eternal punishment for our sins. How terrible! But God has good news for us. In His great mercy, God sent His Son, Jesus to earth as a man to save sinners. He lived the perfect life that pleases God. (He's the only one who's ever done that!) He offered it up to God His Father as the perfect sacrifice for sins when He suffered and died on the cross. Then, on the third day, Jesus rose from the dead in victory. He had fully paid for the sins of God's people, so they wouldn't have to! Now all who turn away from their sins and trust in Jesus as their Savior will receive forgiveness of sins and eternal life with God. They will be His very own special people who will know Him and enjoy Him forever. We can be God's people, too, if we turn from our sins and trust in Jesus as our own Savior.*

## **Song Game: Pass the Secret Sign**

### **Materials**

Sign Language signs used in song, particularly choose words with important meanings you want the children to learn, such as "grace", "redeem", etc.

Bag or bowl

Blindfold

### **Preparing the Game**

1. Cut out signs and put in bowl.

### **Playing the Game**

1. Practice the song and signs until the children know them well.
2. Have all the children stand in a tight circle, except one, "It," who will stand in the middle of the circle, blindfolded.
3. Have the children in the circle to put their hands behind their backs. Choose a sign from the bag and hand to a child in the circle, still keeping hands behind their backs, not looking at the sign.
4. When "It" says "Pass the Secret Sign", the children will begin to pass the sign around behind their backs.
5. When "It" says "Stop the Passing!" the child who has the sign freezes with the sign behind his back.
6. The child with the sign brings it around and looks at it. You can help the child practice the sign.
7. Then take the blindfold off of "It", watch the child with the card do the sign, then have "It" guess the name of the sign. (If desired, "It" can ask another child in the circle for help with their guess.)
8. The holder of the sign then becomes "It." Sing the song with all the signs, then repeat.



choose a FEW questions for discussion, then choose the game and/or music activity

**Meditation Version: Titus 3:4-7**

"But when the goodness and loving kindness of God our Savior appeared, he saved us, not because of works done by us in righteousness, but according to his own mercy, by the washing of regeneration and renewal of the Holy Spirit, whom he poured out on us richly through Jesus Christ our Savior, so that being justified by his grace we might become heirs according to the hope of eternal life."

**Alternate Memory/Games Version: Titus 3:5**

"...He saved us, not because of works done by us in righteousness, but according to his own mercy, by the washing of regeneration and renewal of the Holy Spirit."

**Understanding the Bible Verse**

1. Who was the goodness and loving kindness of God our Savior who appeared and saved God's people? Jesus.
2. Why is goodness and loving kindness of God a good way to describe Jesus? Jesus lived a perfectly good life. In His great loving kindness, He chose to rescue sinners from their biggest problem that they could never rescue themselves from--their sin and the punishment of death they deserve because of sin. Jesus chose to come, suffer and die for the sins of God's people to save them. God used His perfect goodness to show us more loving kindness anyone has ever shown--and to people so undeserving!
3. Why did Jesus come to be our Savior? Because of His mercy, not because of righteous things we had done.
4. What are righteous things? Obeying God and His good laws.
5. Why did it have to be God's mercy, not our righteousness that Jesus came to save us? Because we are all sinners. We could never deserve such kindness from God because of what we do. We would have to be perfect to serve that.
6. Who is "us" that God saved? *God's people. All who turn from their sins and trust in Jesus to save them. That can be us, too, when we turn from our sins and trust in Jesus as our Savior.*
7. How did God save His people? *Through the washing of rebirth and renewal by the Holy Spirit He gave them through Jesus Christ, their Savior.*
8. What does "rebirth" mean? *To be born again, born of God.*
9. What does "renewal" mean? *To be made like new again.*
10. Who gives rebirth? Who renews them? *The Holy Spirit.*
11. What part of us is born again, is renewed by the Holy Spirit? *Our spirits, our hearts.*
12. How is being born again and being renewed by the Holy Spirit like being washed? *Our spirits are "dirty" with sin. The Holy Spirit makes them like new, just like washing dirty clothes takes away the dirty and makes them look like new.*
13. Why did it have to be through Jesus that God could give His People the Holy Spirit? *No sinner can have the Holy Spirit live inside him unless his sins have been paid for. Jesus offered His life up as the payment for the sins of His people, since they could never pay for them, themselves. So it is only through Jesus' death for us that we could ever be made right to receive the Holy Spirit to work in our hearts.*

**Bible Truth Connection Question**

1. What does this verse have to do with the **Bible Truth: The Holy Spirit Brings Us to God?**  
*God's people receive this gift of rebirth and new life through the Holy Spirit because of what Jesus did on the cross to save them: He took the punishment for all their sins. The Holy Spirit works inside the hearts of sinners so that they can see their sins, be sorry for them and want to turn away from them. He gives them faith in God. He gives them new hearts that want to please and love God.*

**Story Connection Questions**

1. What did the Lord promise the Israelites would happen when the Holy Spirit did wash and renew their hearts?  
*They would have hearts that loved God and would obey Him.*

**Life Application Questions**

1. What should we do if we want the Holy Spirit to wash and renew our hearts? *Turn from our sins and believe in Jesus as our Savior.*

**ACTS Questions**

1. What is something we can praise God for from this Bible Verse?

*Praise God for being the Giver of the Holy Spirit to His People to give them new birth and new life in Him.*

2. What are sins we can confess to God from this Bible Verse? *That we have all turned away from God. None of us love God on our own and obey Him. We deserve God's punishment! We need a Savior! We need the Holy Spirit!*

3. What is something we can thank God for from this Bible Verse? *We can thank God for sending Jesus to die for His people's sins, that they could be given new birth and new life through the Holy Spirit.*

4. What is something we can ask God for from this Bible Verse? *We can ask God to work in our hearts that we would want to turn away from disobeying Him and trust in this wonderful Jesus as our own Savior. We can ask Him to give us new birth and new life through the Holy Spirit. We can ask Him to give us hearts that know and love God.*

**The Gospel**

1. What is the good news of Jesus that the Holy Spirit helps us believe? What is the gospel?

*God is the good Creator and King of the world. He made people to worship Him and live by His good laws. But we are all sinners who have rebelled against Him. We all deserve death--God's just, eternal punishment for our sins. How terrible! But God has good news for us. In His great mercy, God sent His Son Jesus to earth to save sinners. Yes, Jesus, the perfect Son of God, left His home in heaven and became a man. He lived the perfect life that pleases God. (He's the only one who has ever done that!) He offered it up to God His Father as the perfect sacrifice for sins when He suffered and died on the cross. Then, on the third day, Jesus rose from the dead in victory. He had fully paid for the sins of God's people, so they wouldn't have to! Now all who turn away from their sins and trust in Jesus as their Savior will receive forgiveness of sins and eternal life with God. They will be His very own special people who will know Him and enjoy Him forever. We can be God's people, too, if we turn from our sins and trust in Jesus as our own Savior.*

## Game: Memory Verse Limbo

### Materials

Bible verse written up in large print so that all can see  
A broom or other long pole

### Preparing the Game

None.

### Learning the Verse

Some or all of your children may be non- or early readers. Teach the verse in sections, having them say it after you. Repeat a few times. Add clapping or other movement as they say it.

### Directions

1. If desired, lead the children in a discussion of a **FEW** of the most important questions before beginning game.
2. Explain the game to them as follows:

Have the children line up. Have everyone say the verse together. Start with the pole at head height and have each child say the verse before "limbo-ing" (bend backwards without touching the pole) under the pole. Feel free to help the children say the verse. After everyone has gone through at the first height, lower a few inches and repeat the process. (Say verse and have children go through). A child is "out" when he/she can no longer limbo without falling down or touching the pole.

Give children who have a failed limbo attempt the option of being restored to the limbo line again by saying the verse a second time (on their own, with a partner or with you); or, allow them sit quietly in a line in front of the limbo line so that they can help others still "limbo-ing" saying the verse (if needed) or simply watch.

Game continue as time or attention span allow.

### Non-competitive Option

Let the children continue to limbo at each height, even if they have a failed attempt at a particular height.

### Optional TAKING IT TO OTHERS Activity: Quiz Questions

Have the children choose a few of the questions from the game to ask the parents/other children during TAKING IT TO OTHERS time. Help pre-readers by whispering the question in their ear and letting them ask it aloud to the parents/other children. Make sure you read the Bible verse aloud before you ask your questions.

Directions:

1. Write words to song in large print before class.
2. Play the song for the children, helping them follow along on the song sheet.
3. Discuss the song, using a few questions from the discussion sheet. *Don't use them all!*
4. Introduce sign language for key words of your choice from sign language sheet for your song. Use as few or as many as you think the children can learn.
5. Sing and sign the song. Sign language as well as large format lyrics and sheet music are found in the PFI Unit Songbook or online.
6. If desired, play the Song Game.

**Optional TAKING IT TO OTHERS Activity: Presenting and Singing the Song**

1. Sing and sign the song, encouraging the watching children/parents to join in.
2. Ask the class some of the questions listed below. The Bible Truth Connection Question is particularly good to help them understand how the song ties in with the Bible Truth.

### **He Saved Us**

He saved us, he saved us,  
By regeneration  
And renewal of the Spirit.  
He saved us, he saved us,  
By the Holy Spirit.  
The Holy Spirit whom he poured out,  
On us richly,  
Through Jesus Christ our Lord,  
The Holy Spirit whom he poured out,  
On us, through Jesus Christ.  
Titus Three, verse five through seven.

**Listen to it on PFI ESV Songs 11, Track 15**

## **Song Game: Mimic Me!**

### **Materials**

Sign Language  
Song

### **Preparing the Game**

None.

### **Playing the Game**

1. Practice the song and signs until the children know them well. Choose a person to be the leader and let them decide upon an action for everyone to do as they sing the song, such as jump on one foot, etc.
2. Sing the song while doing the chosen action.
3. Select another child to be the leader.
4. If desired, you can choose a different action for different important words in the song, such as jump on one foot when you sing the word "grace", but clap your hands when you sing the word "Jesus". Ask the children the meaning of each of the words before adding in their action.

Game continues as number of questions, time, and attention span allow.

Directions: Read and discuss Bible Truth, using a FEW of the questions. Play game. Feel free to modify the game to fit your children.

### General Story Questions

1. What river flowed near Babylon? *The Euphrates River.*
2. What did the Babylonians want the Israelites to do for them? Why? *They wanted them to sing some songs of Israel, because they were tired of the songs of Babylon and wanted to hear something new.*
3. Why couldn't the Israelites sing for the Babylonians? *They were so sad that their land had been destroyed by the Babylonians and they had been taken as slaves to Babylon.*
4. Why did the Lord punish the Israelites? *Because they kept on disobeying Him and would not repent.*
5. How did the Lord punish the Israelites? *He punished them by sending the Babylonians to destroy their land and taking them to be their slaves in Babylon.*
6. What promise did the prophet Ezekiel bring to the Israelites? *That after 70 years, the LORD would take them back to Jerusalem, rebuild the Temple, send the Messiah to bring God's kingdom to all the earth, a wash their hearts clean of sin with His Holy Spirit.*
7. What were the Israelites still waiting for when they went back to Jerusalem? *For the coming of the Holy Spirit into their hearts and the Messiah.*
8. What did the Pharisees think the Israelites should do that might bring God's Kingdom and the Messiah sooner? *They should all try to be really, really good Jews.*
9. Who came and took over Israel? *The Romans.*
10. What did Jesus do that made the people think he might be the Messiah? *He did lots of miracles and taught with authority.*
11. Why did the Pharisees think Jesus was not the Messiah? *Because they were certain the Messiah would come suddenly and destroy all their enemies with great power. He would set up His kingdom in Jerusalem. Jesus didn't do that.*
12. Why did Nicodemus go to see Jesus? *Nicodemus wondered if Jesus might be the Messiah. He wanted to know more.*
13. What did Jesus say must happen for someone to enter the Kingdom of God? *You must be born again, born of God.*
14. What does it mean to be born again, born of God? *To have the Holy Spirit come into your sinful heart, cleanse it of sins and fill it so that you can believe and desire to love and follow God.*
15. What does the Holy Spirit do in our hearts so that we can believe? *He works in our hearts so that we can know we are sinners. He helps us to turn away from our sins and have faith in Jesus as our Savior. He cleans our hearts and fills them with Himself, the Holy Spirit, so that we love God and want to please Him.*
16. Why do we think that the Holy Spirit worked in Nicodemus' heart? *Because he stood up against the other Pharisees when they decided that He should be crucified. He helped with the burial of Jesus. And, because some say that he did become a Christian and was baptized, by Peter and John after Jesus rose from the dead.*

### Bible Truth Connection Questions

1. What does this story have to do with our Bible Truth? *Ezekiel told the Israelites of God's promise to cleanse their hearts with His Holy Spirit one day, so that they would believe and obey God. Jesus told Nicodemus that this change was like being born again, born of God.*

### Life Application Questions

1. What should we do if we want to be born again? *Turn away from our sins and trust in Jesus as our Savior. Ask God to send His Holy Spirit to work in our hearts. He always promises to work in the hearts of those who ask!!*

**Bible Verse Connection Question**

1. What does the story have to do with our **Bible Verse: Titus 3:4-7**: "But when the goodness and loving kindness of God our Savior appeared, he saved us, not because of works done by us in righteousness, but according to his own mercy, by the washing of regeneration and renewal of the Holy Spirit, whom he poured out on us richly through Jesus Christ our Savior, so that being justified by his grace we might become heirs according to the hope of eternal life."?

*The LORD promised the Israelites that one day the Holy Spirit would wash and renew their hearts so that they would love God and would obey Him. For years the Israelites waited for that day. Nicodemus was one of the first to hear the good news that through Jesus, the Messiah, all of God's people could have eternal life and new birth through the Holy Spirit.*

**ACTS Questions**

1. What is something we can praise God for being that we learned in our story?

*Praise God for being the Sender of His Holy Spirit to work in the hearts of His people.*

2. What is something we can confess as sin that we learned in our story?

*Confess that many times, like the Israelites, we know what God wants us to do, but we choose not to do it. We deserve His punishment. We need a Savior!*

3. What is something we can thank God for that we learned in our story?

*We can thank God for giving the Holy Spirit to work in His people's hearts so that they can know and love Him.*

4. What is something we can ask God for that we learned in our story?

*We can ask God to send the Holy Spirit to work in our hearts, helping us to turn away from our sins and trust Jesus as our own Savior. We can ask Him to make us His People, filled with His Holy Spirit, and who love Him and want to live lives that please Him.*

**The Gospel**

1. What is the wonderful message of salvation that the Holy Spirit helps God's people believe? What is the gospel?

*God is the good Creator and King of the world. He made people to worship Him and live by His good laws. But we are all sinners who have rebelled against Him. We all deserve death--God's just, eternal punishment for our sins. How terrible! But God has good news for us. In His great mercy, God sent His Son Jesus to earth to save sinners. Yes, Jesus, the perfect Son of God, left His home in heaven and became a man. He lived the perfect life that pleases God. (He's the only one who has ever done that!) He offered it up to God His Father as the perfect sacrifice for sins when He suffered and died on the cross. Then, on the third day, Jesus rose from the dead in victory. He had fully paid for the sins of God's people, so they wouldn't have to! Now all who turn away from their sins and trust in Jesus as their Savior will receive forgiveness of sins and eternal life with God. They will be His very own special people who will know Him and enjoy Him forever. We can be God's people, too, if we turn from our sins and trust in Jesus as our own Savior.*

## Game: Spoon and Ball Relay

### Materials

Spoons, one per each team

Ping-pong Balls, one per each team

Masking Tape

Baskets: one small one per team; plus, one large one to be shared by all teams.

Story Review Questions, one per child

Paper and marker/pencil for writing questions and keeping score

### Preparing the Game

1. Choose 20+ questions for your game from the Story Review Discussion Questions, or make up your own. Write point values to each question, such as 5, 10 and 25 points, depending upon how difficult they are.

**5 point questions: What does it say?** Simple fact questions, such as "How did Satan tempt Jesus to disobey God, His Father?"

**10 point questions: What does it mean?** Meaning questions, such as "Why was it important that Jesus obeyed God perfectly?"

**25 point questions: What does it mean to me?** Life application questions, such as "What is something God wants you to do that you find especially difficult to obey?"

2. Fold up all the questions and place them in the large basket. Place all of the questions in the larger basket at a central point in the room. Use the tape to mark starting points for each team and place the smaller baskets next to the start line. Have a spoon and ping pong ball ready for each team.

### Playing the Game

**Part 1: Getting the Questions:** Split the children into two teams. Have them line up behind the taped lines on the floor. Give the first person in each line a spoon and a ping pong ball. Tell the children that at your signal the first person will walk with the ball balanced in the spoon down to where the basket is. They are to drop the ball into the basket, pick up the ball again as well as a question from the basket and run back with the spoon, ball, and question to their team. They hand the spoon and ping pong ball to the next person in line and deposit their question in their smaller team basket located next to the start line. The relay continues until all children have had a turn.

### Part 2: Asking the Questions

After the relay is finished, the children sit down in their groups. The leader will take a question from a team's basket, tell them how many points it is worth and ask them the question. If the team gets it right, then they get the points. If not, then any other team has a chance to win the points. The teacher then proceeds to the next team's basket and continues the process. At the end, add up the points and see who wins.

### Non-competitive Option

Split the children into two groups and retrieve the questions as above until all the questions have been retrieved. Have the children of the two groups take turns pulling a question out of their basket for all the children to answer. Tally how many questions the children were able to get right. If desired, can play the game again, using only the questions they did not correctly answer. Ask them these again and see how many they get right the second time. Repeat as long as attention span allows or until all the questions have been correctly answered.

### Optional TAKING IT TO OTHERS Activity: Quiz Questions

Have the children choose a few of the questions from the game to ask the parents/other children during TAKING IT TO OTHERS time. Help pre-readers by whispering the question in their ear and letting them ask it aloud to the parents/other children.

**CASE REPLAY ACTIVITIES**

Use this guide to review the Case Story and act it out for others to enjoy!

**CASE REPLAY, JR: YOUNGEST CHILDREN**

**Description:** The children will act out the story together, everyone doing the same action/sound effect at the same time. This activity is most suitable for kindergarteners.

**Materials**

The Case RePlay, Jr. script for younger children

**Preparation**

1. Read through the script and write in the blanks along the side possible actions/sound effects the children could do to act it out.

**Instructions**

1. Tell the children that they will be re-enacting the story together as you tell it.
2. As you read the script, lead the children in actions/sound effects to do with you.
3. If desired, you can read the script and stop at certain sentences and ask them what a good action/sound effect would be to act out what you just read.
4. Repeat the re-enactment one or two times more.

**CASE REPLAY, SR: OLDER CHILDREN**

**Description:** The children act out the story as a three-scene play. You will narrate it using the Case RePlay, Sr. script and they will act it out (no spoken words, for the most part), with each child assuming a different character's role. This activity is most suitable for first grade and up. You will review the story, then practice it a few times before performing it for others.

**Materials**

The Case RePlay, Sr. script

White board or other large format paper (if using a word bank)

Costumes and props

**Preparation**

1. Prepare for the play by choosing costumes and props for each character in the story. Decorate the area with any scenery props.
2. Write the words "Beginning," "Middle," "End" on a large piece of paper/whiteboard with plenty of space under each heading. You will use this paper to help the children think about the story as a three-scene play, as it is presented in the script.

**Instructions**

1. Tell the children that they will get to act out the story as a three-scene play, with a beginning, middle and end section. Tell them that before they can act it out, they need to think it out. as you narrate it with your script.
2. Take the children's answers as they recount the story, helping them put key incidents in the right order.
3. If desired, when they have filled in their Beginning, Middle, End, read through your whole (real) script, so they hear exactly what you will have them act out.
4. Then tell the children that it's time to practice acting out the story.
5. Assign parts to each child. If you are using costumes, do NOT give them out at this point. They will be a distraction.
6. Have all the children sit on the floor or in chairs on one side of the "stage," then call the characters up in place as their part in the story comes.
7. As you read the script, guide the children in where you want them to move or do to act it out.
8. After going through the whole script once, give out any costumes and props and act out the script once or twice more.

**Optional TAKING IT TO OTHERS Activity: Re-enacting the Story**

Read the script as the children act out together (younger) or assuming different roles (older) as the other children or the parents watch.



# **CASE REPLAY, JR--YOUNGER KIDS (KINDERGARTEN) P.2**

“Welcome to our play! The name of our story is called: The Case of the Stony Hearts.

This is a Old Testament story. It took place about 600 years before Jesus lived on earth.

And now we present: “The Case of the Stony Hearts.”

### **Scene 1:**

Down by the Euphrates River, the Babylonians wanted their Israelite slaves to sing them some songs from Jerusalem. The Israelites were too sad to sing and play. They kept thinking about how they had disobeyed the LORD and He finally punished them by destroying Jerusalem. He had let the Babylonians carry them away to be their slaves. They hung up their harps on the trees and wept. But the LORD sent the prophet Ezekiel to encourage them that He will one day bring them back to Jerusalem. The Temple would be rebuilt. And best of all, He would send the Messiah to bring God’s kingdom to all the earth, and wash their hearts clean of sin with His Holy Spirit.

### **Actions:**

---

---

---

---

### **Scene 2:**

After seventy years, the Israelites were freed to go back to Jerusalem and rebuild the Temple, as the LORD had promised. They kept waiting and waiting for the Messiah to bring God’s kingdom and for their sinful hearts to be cleaned by the Holy Spirit. The Romans came and took over Israel. The Pharisees tried to keep God’s laws better and better so that maybe the LORD would send the Messiah, rescue them from the Romans and bring God’s Kingdom sooner; but still they had to wait. At last Jesus came. He heals people and preaches that the Kingdom of God is near. He clears the Temple of merchants selling things to worshipers. Could this be the Messiah? Some think “yes.” but the Pharisees say, “No! He isn’t doing things the right way to be the Messiah. He’s just a trouble-maker!”

---

---

---

---

### **Scene 3:**

The Pharisee Nicodemus wasn’t so sure. One night, he went to Jesus to find out more. Jesus tells him that it wasn’t by keeping the laws better that would bring the Kingdom of God. It was by being “born again, born of God” by having the Holy Spirit work in your heart, washing it of sin and changing it so that you believe in God and love Him in your heart. Jesus tells Nicodemus that God had sent Him to be lifted up on a cross to die so that all who believe in Him might have their sins forgiven and enter the everlasting life of the kingdom of God. Nicodemus goes away with much to think about. Many think that the Holy Spirit began to work in his heart so that he might believe in Jesus, since it was Nicodemus who stood up for Jesus against the others and even helped to bury Him. Some say that he was baptized by Peter and John.

---

---

---

---

### **Bible Truth Tie-In:**

The Bible Truth we are learning is: **The Holy Spirit Brings Us to God.** Ezekiel told the Israelites of God’s promise to cleanse their hearts with His Holy Spirit one day so that would believe and obey Him. Jesus told Nicodemus that this change was like being born again, born of God.

---

## **CASE REPLAY, SR--OLDER KIDS (1ST GRADE AND UP) P.3**

"Welcome to our play! The name of our story is called: The Case of the Stony Hearts.

This is a Old Testament story. It took place about 600 years before Jesus lived on earth.

The characters in our story are: Babylonians; the people of Israel; the prophet Ezekiel; Romans; Pharisees; Jesus; and, Nicodemus.

And now we present: "The Case of the Stony Hearts."

### **Scene 1: (Beginning)**

Down by the Euphrates River, the Babylonians wanted their Israelite slaves to sing them some songs from Jerusalem. The Israelites were too sad to sing and play. They kept thinking about how they had disobeyed the LORD and He finally punished them by destroying Jerusalem. He had let the Babylonians carry them away to be their slaves. They hung up their harps on the trees and wept. But the LORD sent the prophet Ezekiel to encourage them that He will one day bring them back to Jerusalem. The Temple would be rebuilt. And best of all, He would send the Messiah to bring God's kingdom to all the earth, and wash their hearts clean of sin with His Holy Spirit.

### **Scene 2: (Middle)**

After seventy years, the Israelites were freed to go back to Jerusalem and rebuild the Temple, as the LORD had promised. They kept waiting and waiting for the Messiah to bring God's kingdom and for their sinful hearts to be cleaned by the Holy Spirit. The Romans came and took over Israel. The Pharisees tried to keep God's laws better and better so that maybe the LORD would send the Messiah, rescue them from the Romans and bring God's Kingdom sooner; but still they had to wait. At last Jesus came. He heals people and preaches that the Kingdom of God is near. He clears the Temple of merchants selling things to worshipers. Could this be the Messiah? Some think "yes." but the Pharisees say, "No! He isn't doing things the right way to be the Messiah. He's just a trouble-maker!"

### **Scene 3: (End)**

The Pharisee Nicodemus wasn't so sure. One night, he went to Jesus to find out more. Jesus tells him that it wasn't by keeping the laws better that would bring the Kingdom of God. It was by being "born again, born of God" by having the Holy Spirit work in your heart, washing it of sin and changing it so that you believe in God and love Him in your heart. Jesus tells Nicodemus that God had sent Him to be lifted up on a cross to die so that all who believe in Him might have their sins forgiven and enter the everlasting life of the kingdom of God. Nicodemus goes away with much to think about. Many think that the Holy Spirit began to work in his heart so that he might believe in Jesus, since it was Nicodemus who stood up for Jesus against the others and even helped to bury Him. Some say that he was baptized by Peter and John.

### **Bible Truth Tie-In:**

The Bible Truth we are learning is: **The Holy Spirit Brings Us to God.** Ezekiel told the Israelites of God's promise to cleanse their hearts with His Holy Spirit one day so that would believe and obey Him. Jesus told Nicodemus that this change was like being born again, born of God.

## The Israelites' Harps

### Description:

Children will make a simple harp with rubber band strings.

### Materials

White foam core board (30"x40" is best value), enough to cut out 1 of Template #1 for each child  
OR Sheets of corrugated cardboard, purchased from office supply or shipping company, etc. (or lots of old boxes) need enough for TWO 8 ½" by 11" sheets per child. (2 pieces of cardboard are required to make body of harp strong enough)

NOTE: Foam core makes a lot prettier harp to decorate!

Razor blade or craft knife

Pen

8-32 2" long bolts, 8 per child

Matching 8-32 nuts for bolts, 16 per child

Rubber bands of varying gauges, 4 per child (plus extra for breakages)

Decorating supplies, such as markers, crayons, sequins, glitter glue, foam shapes, etc.

Glue

### Preparing the Craft

1. Using Pattern #1, cut one out of foam core OR two out of cardboard per child out of the cardboard, if possible lay lines of cardboard in the direction of the arrows on the template. This will make for a stronger harp. Mark the inside of each piece of cardboard with an "X."
2. Use the pin or craft knife to bore 8 holes in the foam core/cardboard, as indicated by black dots on T #1. If using the cardboard, line up the two pieces of cardboard so that the holes go through the same place in each piece.
3. Lay out decorating supplies, glue, nuts and bolts. KEEP THE RUBBER BANDS TO DISTRIBUTE LATER

### Making the Craft

1. Show the sample of the craft you have made.
2. Have children decorate one or both sides of their foam core harp shapes. If using the cardboard, the children will decorate one side of each piece of cardboard, leaving the inner sides (marked with an "X" blank).
3. Have the children attach one nut to each of the 8 bolts, winding them up the threads until they are about 1/4" from the head. Then have them stick the bolt down through each hole (head side sticking up on the same side of harp), then wind the other nut on the bolt until the foam core/cardboard is firmly sandwiched between them. If using cardboard instead of foam core, have the children put the inner two pieces together, line up the holes, then thread the bolt and attach it.

NOTE: You may want to attach the first nut to the bolt ahead of time for the children; OR for the youngest children, you may want to attach the bolts for them. Also, do not screw the bolts down so tightly that it smashing in the harp—this will weaken it.

4. Children can now attach their rubber bands. Have them place them between the nut and the head on one side of the harp and stretch them across to the corresponding bolt on the other side. Each side of each rubber band can be tuned to its own pitch. Simply wind each side (separately) around the bolt, until you get the pitch you want. Also, different gauges and lengths of rubber bands make different sounds. Have the kids experiment.

### Optional TAKING IT TO OTHERS Activity: Craft Presentation

If you are presenting the craft to other children or parents the children can hold up their crafts (or your model craft) and read their Bible Truth Connection answers to explain the importance of the craft.

**CASE CRAFT****Discussion Guide****Instructions:**

As the children are settled into making their craft, ask them these questions to help them understand the craft's significance. Use the answers provided to guide the children's answers.

**Discussion Questions**

1. Where were the Israelites taken as slaves? *To Babylon.*

2. What did the Babylonians want the slaves to sing? *Where?*

*Songs from their homeland, from Jerusalem, down by the Euphrates River.*

3. How did the Israelite slaves react? *Why?*

*They hung their harps on the trees and wept. They were so sad about their slavery, their land being destroyed by the Babylonians, and their rebellion against God, that caused all of this that they could not sing.*

4. What is the Bible Truth that we are learning?

*The Holy Spirit Brings Us to God.*

5. What does our craft have to do with our Bible Truth: The Holy Spirit Brings Us to God?

*The Israelites were so sad about the LORD's punishment on them for not repenting of their sins. They deserved to never be forgiven, but the LORD promised them something to really sing about: He would bring them back to their land. And best of all, He would send the Holy Spirit to change their hard hearts, and the Messiah to save them from their sins.*

6. What can this craft help us remember?

*We all are sinners who deserve God's punishment. But God is merciful to sinners who turn away from their sins. He sends the Holy Spirit to change their hearts so that they do not want to sin anymore. He gives them faith to trust Jesus as their Savior.*

**TAKING IT TO OTHERS****Craft Presentation****Instructions:**

Have children hold up your model craft/their crafts. Choose five children (or you say) the five sections below to explain the craft's importance.

**Presentation:**

1. Our craft is: *The Israelites' Harps.*

2. *By the Euphrates River in Babylon, the Israelite slaves hung their harps up on the trees and wept. They were so sad about their slavery, their land being destroyed by the Babylonians, and their rebellion against God, that caused all of this that they could not sing.*

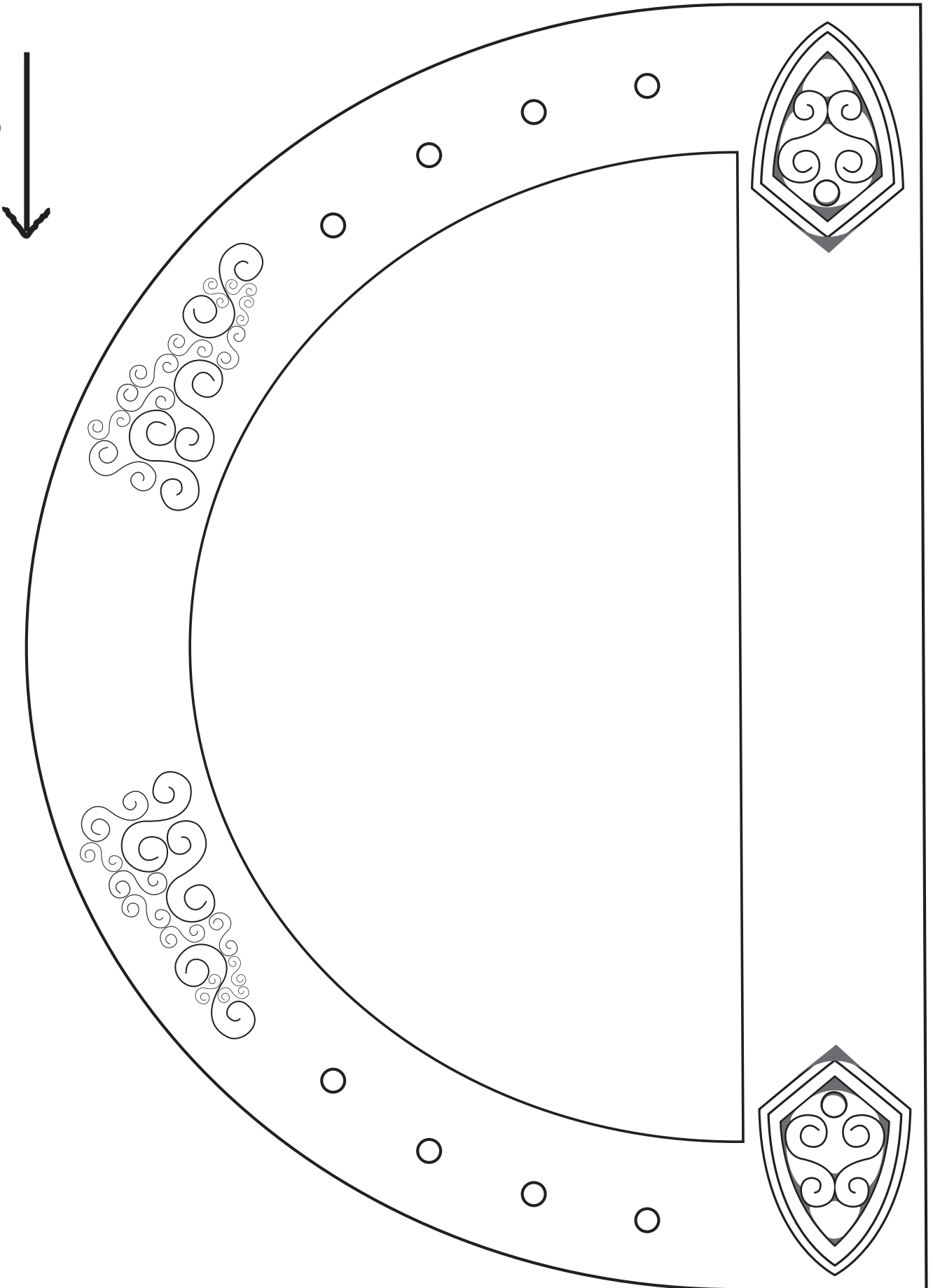
3. *Bible Truth 4 is: The Holy Spirit Brings Us to God.*

4. *The Israelites were so sad about the LORD's punishment on them for not repenting of their sins. They deserved to never be forgiven, but the LORD promised them something to really sing about: He would bring them back to their land. And best of all, He would send the Holy Spirit to change their hard hearts, and the Messiah to save them from their sins.*

5. *Our craft can help us remember that we all are sinners who deserve God's punishment. But God is merciful to sinners who turn away from their sins. He sends the Holy Spirit to change their hearts so that they do not want to sin anymore. He gives them faith to trust Jesus as their Savior.*

Note: Even non-readers can participate in presenting the craft, if you will whisper what they are to say in their ear and let them say it aloud for the others to hear.

direction of warp of cardboard





**BEFORE CLASS:****1. PICK YOUR PERSON**

VIPPs can be anyone in your church! Typically, they fall into 6 categories: Church staff, Elders, Deacons/deaconesses, Special Volunteers (people who aren't paid, but spend a lot of time helping out in particular ways), Supported Workers (aka missionaries), and Church Members.

**2. GATHER YOUR FACTS**

Use the VIPP Information Sheet to write down the facts about your VIPP. The information on this worksheet is used in the VIPP activities, listed in the "Choose an Activity" section below.

**DURING THE ACTIVITY:****1. INTRODUCE YOUR VIPP**

Introduce your VIPP to the children, using the VIPP Information Sheet. Fill in a set of VIPP Clue Cards with the information for your VIPP. If desired, you can even have the actual person come into class for the children to meet.

Need help describing what someone does for the church in a kid-friendly way? Check out the list of common VIPPs on the Praise Factory website in the PFI resources. There are lots of kid-friendly descriptions for common VIPP's, such as pastors, elders, deacons and a lot more.

**2. PRAY!**

Lead the children in praying for the VIPP. Ask the children if they would like to pray for one of the VIPPs prayer requests. Even non-readers can pray for the VIPP if you whisper the prayer request in their ear, then let them say it aloud. Never force a child to pray!

**3. CHOOSE AN ACTIVITY**

There are two activities you can use to help the children learn about the VIPP:

**VIPP Clue Cards:** These are nine coloring sheets in which children fill in the nine things they learn about the VIPP from the VIPP Information Sheet. Photocopy a set of each child. Use as few or as many of these Clue Cards as you desire. They are found in the back of this book.

**VIPP Game:** This is a game that uses a set of Clue Cards for one or two VIPPs.

Choose a VIPP and fill in his/her information on the VIPP Information Sheet. Fill in a set of VIPP Clue Cards with the information for your VIPP. Tell the children about the VIPP, having them fill in the VIPP Clue Cards with the key facts as they learn them. Write any words the children need to write on a white-board or other piece of paper so they can see how to spell them. Help younger children write these words on their clue cards. Ideas for how to tell the children about many common VIPPs are listed at [praisefactory.org](http://praisefactory.org) with the resources for this Bible Truth.

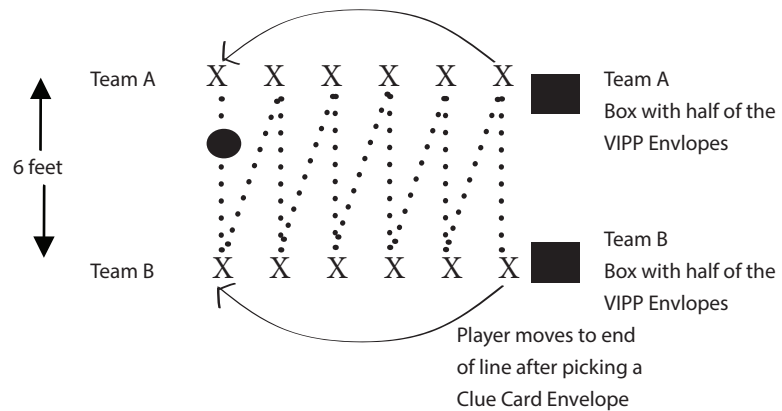
**Optional TAKING IT TO OTHERS Activity: Introduce and Pray for the VIPP**

If you are presenting the VIPP to other children or parents you can assign children to hold up the 10 clue cards and say what each card tells about the VIPP. (Or, you can have the children hold them up as you tell what each one means.) Then lead the children in praying for the VIPP.

## Game: Ball Roll Review

### Materials

Information Sheet for one VIPP  
 2 Set of Clue Cards  
 Ball  
 8 8.5" x 11" Manilla Envelopes  
 Tape  
 Pen and Markers  
 2 Boxes



### Preparing the Game

1. Fill in one set of clue sheets for the VIPP you are using.
2. Tape the other (blank) set of Clue Cards to the outside of the manilla envelopes.
3. Put the filled-in clue cards in the corresponding envelope.
4. Put half the Clue Card Envelopes in one box and the other half in the other box. These are the Team A and Team B Boxes.

### Playing the Game

**Reveal:** Tell the children about the VIPP, showing them your filled-in clue cards as you tell about them.

**Review:** Have the children break into two even groups and sit down on the floor facing each other, with about a 6' spread between the 2 lines (see diagram above). For Round 1, Give the ball to the first child in Team A and have them roll it across to the child on Team B directly across from them. Then, that Team B child rolls it back across to the next child on Team A, etc. all the way down the line to the last child on Team B. The last child to get the ball will then pick a Clue Card envelope out of their team's box. They (or the teacher) will tell the group and the Clue Card category by looking at the picture of the Clue Card on the outside of the envelope. Have the children try to remember the VIPP's answer to the category. If the class gets it right, the category is "retired". If they get it wrong, then it gets put back in the pile of category envelopes. The child who picked the Clue Card, then takes their place at the other end of the line. They begin Round 2 by rolling the ball to the first person on Team A, etc. This time, the ball will end up with the last child in the Team A line. ending with the last child in the other line, who gets up and chooses a clue from their Clue Card box. Continue until all the clues have been chosen/answered correctly.



# **VIPP INFORMATION SHEET**

## **VIPP NAME:**

\_\_\_\_\_

## **WHAT VIPP LOOKS LIKE**

Man or Woman? \_\_\_\_\_

Hair color? \_\_\_\_\_

Eye color? \_\_\_\_\_

## **FAVORITE ANIMAL**

\_\_\_\_\_

\_\_\_\_\_

## **FAVORITE FOOD**

\_\_\_\_\_

\_\_\_\_\_

## **FAVORITE FREE TIME ACTIVITY**

\_\_\_\_\_

\_\_\_\_\_

## **WHAT VIPP DOES DURING WEEK**

\_\_\_\_\_

\_\_\_\_\_

\_\_\_\_\_

\_\_\_\_\_

## **VIPP GROUP OF SERVICE:**

Church Member

Deacon

Elder

Church Staff

Special Volunteer

Supported Worker  
(Missionary)

## **3 WAYS VIPP SERVES CHURCH**

\_\_\_\_\_

\_\_\_\_\_

\_\_\_\_\_

\_\_\_\_\_

\_\_\_\_\_

\_\_\_\_\_

\_\_\_\_\_

\_\_\_\_\_

## **3 WAYS TO PRAY FOR THE VIPP**

\_\_\_\_\_

\_\_\_\_\_

\_\_\_\_\_

\_\_\_\_\_

\_\_\_\_\_

\_\_\_\_\_

\_\_\_\_\_

\_\_\_\_\_



## **BIBLE TRUTH 4, LESSON 2: PLANNER/OVERVIEW**

### **GETTING STARTED: Welcome and Opening Songs** (*introduce unit and get kids moving with these songs*)

**Welcome to Praise Factory:** PFI: Praise Factory Investigators Theme Song *PFI ESV Songs 11, Track 1*

**Rules to Help Us Worship God and Love One Another:** WoGoLOA Classroom Rules Song  
*PFI ESV Songs 11, Track 2*

**Big Question Under Investigation:** Big Question 11 Songs *PFI ESV Songs 11, Tracks 3,4*

**Big Question Bible Verse:** Romans 6:23 Song: *PFI ESV Songs 11, Track 5*

### **DIGGING DEEP DOWN: Key Concept and Story** (*introduce the Bible Truth and tell the related story*)

**Bible Truth 4:** The Holy Spirit Brings Us to God

**Bible Truth Hymn:** Amazing Grace, vs.1,2 *PFI ESV Songs 11, Tracks 13,14*

**Bible Verse:** Titus 3:4-7

**Bible Verse Song:** He Saved Us *PFI ESV Songs 11, Track 15*

*Extra Bible Verse Song: I Will Give You a New Heart Ezekiel 36:26, ESV PFI ESV Songs 11, Track 16*

**Lesson 2 Story of the Saints:** The Case of the Scorpion House

### **TAKING ACTION: Response Activities** (*choose from among these activities*)

**Snack and Discussion Planner:** Chinese Food and the Cost of the Gospel

**ACTS Prayer:** Prayer Sheet

**Bible Truth Review:** Discussion Questions and Game: Storks

**Bible Truth Hymn:** Amazing Grace, vs.1,2 *PFI ESV Songs 11, Tracks 13,14*

Song, Sign Language and Song Game: Big Voice, Little Voice **PFI ESV Songs 11 BOOK or ONLINE**

**Bible Verse Review:** Titus 3:4-7 Discussion Sheet and Game: Puzzling Wall Ball

**Bible Verse Song:** He Saved Us: Titus 3:4-7 *PFI ESV Songs 11, Track 15*

Song, Sign Language and Song Game: Sign It, Say It, What Does It Mean? **PFI ESV Songs 11 BOOK or ONLINE**

**Story Review:** Discussion Questions and Game: Give These to Farmer Brown

**Case Replay, Jr: Drama Activity for Youngest Children** (children do same story actions together)

**Case Replay, Sr: Drama Activity for Most Children** (children re-tell story with individual parts)

**Craft:** Shouting the Good News of Jesus from Cracks in the Prison

**VIPP (Very Important Prayer Person) Prayer Time:** Coloring Sheets (back of book) & Game: Over, Under & Throw

### **TAKING IT HOME: Take Home Sheet for Review and Family Devotions**

**PFI Pronto:** Bible Truth 4, Lesson 2 **PFI ESV Prontos 11 BOOK or ONLINE**

**The Case of the Scorpion House**

by Connie Dever

**Our story is called:****The Case of the Scorpion House.****As you listen to the story, see if you can figure out:**

1. Why was it called the Scorpion House? Who lived there?
2. What did God use who lived there to show and to tell others? What did God begin to do in these other people?

This story is not in the Bible. It is a true story about God's people obeying Jesus' command to spread the good news of salvation to the whole world. It takes place in the 1880's in China.

China is a huge country with big, roaring rivers, tall, majestic mountains, and lush, green valleys. At the time when this story takes place, most of the many millions of Chinese people knew nothing about Jesus but worshiped idols and spirits instead. And that's why the two main people of our story—C.T. Studd and Priscilla Stewart-- chose to leave their comfortable homes and families in England and Ireland and traveled thousands of miles away to China. Someone needed to tell these people about Jesus!

In a tiny mission house, way up the mighty Yangtze River in the little city of Ta-Ku-Tang, a small Chinese man named Pastor Shi stood reading from an opened book to the English man and Irish woman before him.

"Do you Charles, take Scilla to be your wedded wife..to have and to hold...for better or for worse...in sickness and in health....?" the pastor asked the man.

"I do!" responded the English man who looked like a giant compared with tiny Pastor Shi.

"Scilla, do you take Charles to be your wedded husband...to have and to hold... for better or for worse..in sickness and in health...?" he then asked the woman.

"I do!" eagerly replied the lively, blond-haired, blue-eyed young Irish woman.

"I now pronounce you man and wife, Mr. and Mrs. C.T. Studd," Pastor Shi announced.

"And now together," Charles and Scilla added, "we want to make another vow: a vow to work together for Jesus. We promise to never hinder each other from serving Jesus however He might call! More than

anything else we want the Chinese people to hear about Jesus and to be saved. We want them to know God's change of heart by the power of His Holy Spirit."

As soon as the wedding ceremony was over, Charles, Scilla and their friend, Miss Burroughes, set off with only five dollars and some bedding to start a brand-new mission outreach station in Lungang-Fu. All over China, people needed to hear about Jesus, but perhaps nowhere more than in Lungang-Fu. It was in the far north of China where no missionary had ever gone before. The trip to Lungang-Fu was far from a relaxing honeymoon! The newlyweds had to cross rushing rivers, hike narrow, dangerous mountain ledges, and slog through mud up to their knees.

And as difficult as the trip to Lungang-Fu was, life in that faraway city was even more difficult! The people of Lungang-Fu weren't happy to see Scilla, Charles and Miss Burroughes and certainly not eager to hear their message about Jesus. No one would even give them a house to live in, except for the one they thought was haunted by evil spirits.

CT, Priscilla and Miss Burroughes gladly took the house. They weren't worried about any evil spirits. They knew that the Lord was the only true God and He was more powerful than any evil spirit. But even so, the house was in terrible shape. It was old and run-down. Its beds made of old, uneven bricks and had thin mattresses with only inch of padding in them. Worst of all, the house was infested with lots of deadly scorpions!

If the house was miserable to live in, life in the village were even worse for them! As soon as people saw the Studds or Miss Burroughes, they would throw glass and bricks at them and would curse them saying: "You are foreigner trouble-makers! You aren't our people.

**Story-telling Tips**

Ahead of time:

1. Read the Bible verses and story. Pray!
2. Create story cue cards on index cards (or highlight text).
3. Practice telling story dramatically, timing your presentation Shorten, if necessary to fit your allotted time.
4. Decorate area with story props that help bring your story alive.

During your presentation:

1. Maintain as much eye contact as possible as you tell the story. Point to/use props at important points in the story. Include the kids in your story with a few questions about what they think will happen or words/concepts that might be new to them.
2. Watch the kids for signs that their attention span has been reached. Shorten, if necessary.

You call our gods, idols. You tell our people to turn from them to worship your God. All of our problems are your fault because you make our gods unhappy and bring their anger down upon us. Go home!"

But CT, Priscilla and Miss Burroughes wouldn't go home. "We will stay right here in Lungang- Fu. These people have hard hearts full of sin, but the Holy Spirit can change them. We will pray for these people. And, perhaps if we keep on loving them, invite them into our house and let them see how God has worked in us, then they will begin to listen to our message.

And that is what they did. God blessed their prayers and their work. "There is something different about you and your God that is more than just that you are not Chinese. What is it?" some Chinese people began to ask.

"Come to our house and we will tell you," they said.

So the Studds started holding little meetings for anyone interested. "Our God is the one true God who loved the sinful people of the world so much that He sent His only Son Jesus to die for the sins of all who believe in Him," they explained to the Chinese. "We are different because His Holy Spirit came to work in our hearts, giving us faith to believe in Jesus, cleansing our hearts of sin and filling them with His Holy Spirit so that we might know and love God. You can know this one true God, too. He will cleanse your heart and fill you with His Spirit, too."

After one of these meetings, a Chinese man came up to CT and said, "I'm a murderer, an adulterer and drug addict. I've broken all the laws of my village, over and over again. Your God can't do anything to change me. I'm too bad!"

"You're wrong!" the Studds told the man. "There is no one who has sinned too much to be forgiven by Jesus. There is no heart too full of sin that the Holy Spirit can't cleanse it and make it new. You, too, can be one of His people, if you will turn away from your sin and trust in Jesus as your Savior," they promised him.

The man heard these wonderful words of hope and believed. The Holy Spirit changed his heart and he became one of God's people. He was a changed man!

"What good news this is! It is as you said!" the man exclaimed. "I am a new person. I must go at once back to my village where I did all those evil things and tell

them about Jesus and the work of Holy Spirit in my heart." And so he did.

Crowds came to hear what he had to say. "You know what an awful man I have been. You know what terrible things I've done. I thought there could never be any change for me. But I'm here to tell you about the true God who offers salvation through His Son Jesus. He changed my heart by His Holy Spirit. I can't believe in Him and now he has made me like a new person."

The people listened to the man and said, "This is no foreign trouble-maker speaking! We know this man and all the wicked things he used to do. He is truly a changed man. We must know more!" they exclaimed.

But the village leaders didn't want the people to know more. They arrested the man and beat him with a bamboo cane 2000 times and left him for dead. "That will stop the talk about this foreign god!" they thought.

But it did not! The man hadn't died and as soon as he could walk again, he went back to the village and started telling them about Jesus again: "Come and let me tell you about the true God's salvation through Jesus. Let me tell you about the change of heart that He gives through the Holy Spirit," he told them again.

The village leaders were furious! They grabbed the man again and this time threw him in jail. But even in jail, the man found a way to shout the good news of Jesus through the cracks in the prison walls to the crowds that gathered outside his cell.

"There is no stopping this man. He causes problems even when we put him in jail. We might as well let him go," the village leaders decided and released the man. Soon many Chinese people became Christians. The Holy Spirit worked in their hearts as they heard this man's message and saw his changed life.

CT, Scilla and Miss Burroughes were overjoyed at how God had heard their prayers and answered them. They praised God for melting the stony, hard hearts of the Chinese people by His Holy Spirit and bringing them to faith in Jesus.

In a few years, bad health forced CT and Scilla to leave China completely and go back home to England. They were sad to go, but they knew that thanks to the powerful work of the Holy Spirit, they were leaving behind a little church of believers with such strong faith

that no persecution could stop them.

### Cracking the Case:

**It's time to answer our Case Questions.**

**1. Why was it called the Scorpion House? Who lived there?** It was infested with scorpions. C.T. Studd, his wife 'Scilla, and Miss Burroughes.

**2. What did God use who lived there to show and to tell others? What did God begin to do in these other people?** The difference the Holy Spirit makes when He lives in our heart. As the Chinese saw the work of the Holy Spirit in the hearts of the Studds and Miss Burroughes, they came to their house to hear more about God's Word and salvation through Jesus. Then the Holy Spirit began to work in the house of the Chinese and bring them to faith in Jesus, too.

### Something for Me and You

**Our Bible Truth is:**

**The Holy Spirit Brings Us to God**

**Our Bible Verse is Titus 3:4-7:**

"But when the kindness and love of God our Savior appeared, he saved us, not because of righteous things we had done, but because of his mercy. He saved us through the washing of rebirth and renewal by the Holy Spirit, whom he poured out on us generously through Jesus Christ our Savior, so that, having been justified by his grace, we might become heirs having the hope of eternal life."

How wonderful was the work the Lord did in the Chinese people through the Studds! Yet sadly, still today, many today in China still have not heard how they can be saved from their sins through Jesus.

Let's pray that God would send out more people to tell the Chinese people about salvation through Jesus. Let's pray that as they hear, that God's Holy Spirit would work in their hearts and bring many Chinese to know Him. Let's pray that God would give courage to the Chinese Christians to keep on sharing about Jesus, even though they still might be arrested or suffer for it.

And let's ask God to work in our hearts that we might turn from our sins and trust Jesus as our own Savior. Let's ask Him to maybe even send us to the Chinese people to tell them about Jesus, one day!

*Close in prayer.*

### Closing ACTS Prayer

**A** God, we praise You for being the Giver of the Holy Spirit who changes hard hearts of Your people.

**C** God, we confess that many times, we hardened our hearts to You and Your good ways. We even know the good news of Jesus. We even know how You want us to live, yet we rebel against You. We need a Savior!

**T** God, we thank You for working in Your people's hearts to want to tell others the good news of Jesus, even if it means risking their own lives.

**S** God, work in our hearts. Help us to turn away from our sins and trust Jesus as our own Savior. Send the Holy Spirit to cleanse our hearts of sin and give us new hearts that know and love You.

### Special Words

**Scorpion:** An insect from the spider family that has lobster-like pincers and a poisonous sting at the end of its curved, jointed tail. .

# **ACTS PRAYER ACTIVITY**

Use this sheet to write down your ACTS Prayer

## **Instructions:**

Use this sheet to help the children apply the Bible Truth into a prayer. You can use the ACTS provided or even better, have the kids think of their own applications. Also have the children add their personal requests to the prayer, too. Lead the children in the prayer or let them pray sections, with your help. Never force a child to pray! Non-readers can participate by you whispering a section of the prayer into their ear and allowing them to pray it aloud for the group.

## **ADORATION:**

God, we praise You for being the Changer of the hearts of sinful people, like you and me.

God, we praise You for being.....

---

Add your own Adorations:

---

---

## **CONFESSION:**

God, we confess that we are all sinners. We have hard hearts that are slow to believe, love and obey You. We need Jesus to save us!

God, we have sinned against You....

---

Add your own Confessions:

---

## **THANKSGIVING:**

Thank You for sending Your Holy Spirit to work inside us that we can know You, love You and live for You. You give us what we need, but could never get on our own.

God, we thank You for...

Add your own Thanksgivings:

---

---

## **SUPPLICATION:**

God, send the Holy Spirit to work in our hearts. Give us faith as we hear Your Word, the Bible. Help us to turn away from our sins and trust in Jesus as our Savior. Make us new creations! Give us the new birth! We want to know You and live for You!

God, we need Your help...

Add your own Supplication:

---

---

---

---

---

# SNEAKY SNACK

Can you figure out how this snack relates to the story?

## Snack: Chinese Food and the Cost of the Gospel

Simple Chinese food (with chopsticks), such as rice with pineapple and soy sauce OR “mud” up to their knees sugar free chocolate pudding, with graham cracker “mountains” sticking out of the mud, and with rushing ice cold “river” water to drink to remind them of the sacrifices the Studds chose to make to tell others about Jesus.

This is only a suggestion. Feel free to modify. Be mindful of allergy issues among your children!

**Case Tie-in:** The Studds and Miss Burroughes chose to go through many hard things and risk their lives to tell the people of China about Jesus. At first the people hated them and treated them cruelly. But, by the help of the Holy Spirit, the Studds and Miss Burroughes responded in love and would not leave. The Chinese people saw this and became curious. They went to learn more about the good news of Jesus and the wonderful Holy Spirit who lived in them. Soon, the Holy Spirit worked in the hearts of some of the Chinese people. They came to believe in Jesus, too.

# SOUL FOOD

Food for thought during snack time

1. What does the snack have to do with the story?

Choose a few questions from the other activity discussion sheets to talk about during this snack time.

2.

3.

4.

5.

6.

7.



Directions: Read and discuss Bible Truth, using a FEW of the questions. Play game. Feel free to modify the game to fit your children.

### **The Holy Spirit Brings Us to God**

Ever since Adam and Eve rebelled against God, each of us have been born with a spirit dead with sin. That means that on our own, none of us can know God or choose to live for Him, just like a dead person can't bring his body back to life.

But God can do what we cannot do. He can bring dead hearts to life, so that we can know Him and want to live for Him. He does this by sending His Holy Spirit to work in our hearts. As we hear God's Word, the Holy Spirit can help us see our sins and help us want to turn away from them. He gives us faith in God. Faith to trust that Jesus died on the cross for sinners and rose from the dead in victory. He gives us a new heart that can know God and want to live for Him.

Jesus called this being "born again, born of God." He calls this being born again because this change in heart is so radical that God actual makes us into a new creation--a brand-new person! He calls this being born of God, because this change comes from God. And with it, He makes us a part of His family forever.

We can ask God's Holy Spirit to work in our hearts like this. God delights to answer this prayer. He loves for sinners to ask Him to change them and make them into His people.

### **Understanding the Bible Truth**

1. Every since Adam and Eve rebelled against God, each of us has been born with a spirit that is what? *Dead with sin.*
2. What does it mean that our heart is dead with sin? *That on our own, none of us can ever know God or choose to live for Him, just like a dead person can't bring his body back to life.*
3. Who can bring dead hearts to life? *God can.*
4. When God brings a dead heart back to life, what can we do? *We can know God and want to live for Him.*
5. How does God bring a dead heart back to life? *By sending His Holy Spirit to work inside the hearts of sinners.*
6. What does the Holy Spirit do when He works in a sinner's heart? *The Holy Spirit helps them see their sins, be sorry for them and want to turn away from them. He gives them faith in God. He gives them new hearts that can know God and want to live for God.*
7. What does it mean to be born again, born of God? *For the Holy Spirit to work in a sinner's heart, making it new and alive to God.*
8. Whose family do we become part of when we are born again, born of God? *God's family. We become His people, His adopted children.*

### **Bible Verse Connection Question**

1. What does our Bible Truth have to do with our **Bible Verse: Titus 3:4-7**: "But when the goodness and loving kindness of God our Savior appeared, he saved us, not because of works done by us in righteousness, but according to his own mercy, by the washing of regeneration and renewal of the Holy Spirit, whom he poured out on us richly through Jesus Christ our Savior, so that being justified by his grace we might become heirs according to the hope of eternal life."?

*Our verse tells us that it is the Holy Spirit who gives God's people a new heart to know, love and obey God. God's people receive this gift of rebirth and new life because of what Jesus did on the cross to save them: He took the punishment for all their sins.*

### **Bible Truth Story Connection Questions**

1. Why did C.T. Studd not give up when the Chinese people were so unwilling to believe in Jesus? *Because he knew that the Holy Spirit could work inside their hearts and change them.*
2. How did the people know that something very amazing must have happened inside the heart of the Chinese man who did all the bad things? *The man left his old, sinful ways and was changed into someone who loved God, wanted to please Him and would even be willing to die for Him.*

**Life Application Questions**

1. How can we know that the Holy Spirit is working in our hearts? *If He helps us see our sins, be sorry for them and want to turn away from them. If our hearts want to please and love God.*
2. What can we ask God to have the Holy Spirit do in our hearts? *Help us to see our sins, be sorry for them, and turn away from them. Ask Him to help us to trust in Jesus as our Savior. Ask Him to cleanse our hearts and make us born again.*

**ACTS Questions**

1. What is something we can praise God for because of this Bible Truth? *Praise God for being the Changer of the hearts of sinful people.*
2. What are sins we can confess to God because of this Bible Truth? *Confess that our hard hearts are cold to God and slow to love Him and obey Him. We are dead in our sins on our own. We deserve God's punishment! We need a Savior! We need the Holy Spirit!*
3. What is something we can thank God for because of this Bible Truth? *Thank God for seeking out His people to make Himself known to them.*
4. What is something we can ask God for because of this Bible Truth? *We can ask God to send the Holy Spirit to work in our hearts that we would want to turn away from disobeying Him and trust in Jesus as our own Savior. We can ask Him to give us new birth, new life through the Holy Spirit working in us. We can ask Him to give us hearts to know, love and obey God.*

**The Gospel**

1. We all have hearts that are dead to God and rebellious against Him. What hope does He offer us? What is the gospel? *God is the good Creator and King of the world. He made people to worship Him and live by His good laws. But we are all sinners who have rebelled against Him. We all deserve death--God's just, eternal punishment for our sins. How terrible! But God has good news for us. In His great mercy, God sent His Son Jesus to earth to save sinners. Yes, Jesus, the perfect Son of God, left His home in heaven and became a man. He lived the perfect life that pleases God. (He's the only one who has ever done that!) He offered it up to God His Father as the perfect sacrifice for sins when He suffered and died on the cross. Then, on the third day, Jesus rose from the dead in victory. He had fully paid for the sins of God's people, so they wouldn't have to! Now all who turn away from their sins and trust in Jesus as their Savior will receive forgiveness of sins and eternal life with God. They will be His very own special people who will know Him and enjoy Him forever. We can be God's people, too, if we turn from our sins and trust in Jesus as our own Savior.*

## Game: Circus Lions

### Materials

Optional funny wig, glasses, hat, etc.

Hula hoop, etc.

Bible Truth Questions

### Preparing the Game

1. Choose 20+ questions for your game from the Bible Truth Discussion Questions, or make up your own.
2. Write the Bible Truth questions on small thin strips of paper (or make a photocopy of the Bible Truth Discussion Questions and simply cut them into strips) and put them in the bag/bowl.

### Playing the Game

Tell the children that they are circus lions. Have them get on all four and roar and roam like lions. Have them “jump” through a hula hoop, etc. Then tell them they are getting very, very sleepy and must lie down....on their backs... in their den. Tell them that sleeping lions lie very still, make no noise, and keep their eyes open! Tell them that you are the Lion Trainer and are trying to wake up the Sleeping, Lazy Lions to perform in the circus. Any lion that makes a move, a sound or smiles will have to get up! Put on your funny wig, glasses, hat, etc. and make your rounds, trying to catch the lions moving, making noise or to make them smile. Lions who are caught are asked to answer a question correctly as their circus trick to before they can go back to their den. Have one of the lions caught to pick a question. Read it to the whole class and take their answers. If they don't get it right, then the child/children must stay out until the next round and next correct answer. If desired, let some of the children take turns being the Lion Trainer.

Game continues as number of questions, time, and attention span allow.

### Non-competitive Option

Let all the caught lions join back into the circus, even if the class answers a question incorrectly. Put the question back in the bag for further review.

### Optional TAKING IT TO OTHERS Activity: Quiz Questions

Have the children choose a few of the questions from the game to ask the parents/other children during TAKING IT TO OTHERS time. Help pre-readers by whispering the question in their ear and letting them ask it aloud to the parents/other children. Make sure you read the Bible verse aloud before you ask your questions.

Directions:

1. Write words to song in large print before class.
2. Play the song for the children, helping them follow along on the song sheet.
3. Discuss the song, using a few questions from the discussion sheet. *Don't use them all!*
4. Introduce sign language for key words of your choice from sign language sheet for your song. Use as few or as many as you think the children can learn.
5. Sing and sign the song. Sign language as well as large format lyrics and sheet music are found in the PFI Unit Songbook or online.
6. If desired, play the Song Game.

**Optional TAKING IT TO OTHERS Activity: Presenting and Singing the Song**

1. Sing and sign the song, encouraging the watching children/parents to join in.
2. Ask the class some of the questions listed below. The Bible Truth Connection Question is particularly good to help them understand how the song ties in with the Bible Truth.

### Amazing Grace

#### Verse 1

Amazing grace, how sweet the sound,  
That saved a wretch like me.  
I once was lost, but now am found.  
Was blind but now I see.

#### Verse 2

'Twas grace that taught my heart to fear,  
And grace my fears relieved;  
How precious did that grace appear  
The hour I first believed!

Listen to it on PFI ESV Songs 11, Tracks 13,14

1. What is grace? *Being treated with favor or given a gift that you could never deserve.*
2. What is a wretch? *A person who has done bad things and deserves nothing. A person who is bad trouble and can't get out of it.*
3. What was the wretch saved from? *From the punishment he deserved from God for the bad things he had done; and, from the trouble his sins had gotten him into.*
4. Who saved this wretch and how? *Jesus died on the cross to pay for his sins and the Holy Spirit worked in his heart that he might see his sins, turn from them and believe in Jesus.*
5. How is being a sinner like being "lost" and becoming one of God's people like being found? *All people were made to know and love God, yet they rebelled against Him and cut themselves off from Him. Now, unless God works in their hearts to help them believe in Jesus and receive forgiveness for sins, they will live their lives apart from God and His blessings, like someone lost out on their own away from their home. But, when someone does turn to God and believe in Jesus, they come to know God again and all the blessings that come with knowing Him. That is like being found and brought back to your wonderful home after being lost out on your own.*
6. What kind of "blindness" and "seeing" did the wretch have? *Spiritual blindness—not being able to know that you are a sinner or know God. Spiritual sight—being able to know that you are a sinner and able to know God.*
7. What three things did God in His grace "do" in the wretch's heart (verse 2)? *Made his heart to fear God's wrath against his sin; relieved his fears as he learned about Jesus' offer of forgiveness to those who believe in Him; and, worked in his heart that he would believe in Jesus as his Savior.*
8. How did God in His grace "do" these things in the wretch's heart? *By His Holy Spirit, working in his heart.*

### Bible Truth Connection Question

1. How does this song relate to our Bible Truth: **The Holy Spirit Brings Us to God?**

*All people would be lost in their sins and rebellion forever if it were not for God's work by the Holy Spirit in their hearts. By God's amazing grace, His free gift given to sinners, the Holy Spirit works in the hearts of God's people. He first gives them "sight" to make them aware of their sinfulness and to fear His judgment, then as they turn to Him, He relieves their fears by taking away their guilt the hour they believe. He cleans their hearts from sin and gives them love for God. Why does the Holy Spirit do this? Because Jesus died on the cross and paid for all their sins. God's people know the gift of the Holy Spirit working in their hearts all because of Him!*

**Story Connection Question**

1. How does this song relate to today's story? *People were amazed when the Chinese man told how God had changed him! He had been a very, very bad man, but as he heard the good news of Jesus, the Holy Spirit worked in his heart. He taught the man to fear God's punishment for his sins; and then, He helped the man believe and trust in Jesus as his Savior. How precious was salvation through Jesus to this man! How amazed he was that God would show him such undeserved favor and make him one of God's people!*

**Bible Connection Question**

1. What does this hymn have to do with our Bible Verse: **Titus 3:4-7**: "But when the goodness and loving kindness of God our Savior appeared, he saved us, not because of works done by us in righteousness, but according to his own mercy, by the washing of regeneration and renewal of the Holy Spirit, whom he poured out on us richly through Jesus Christ our Savior, so that being justified by his grace we might become heirs according to the hope of eternal life."?

*God, in His kind grace, sends His Holy Spirit to work in His people. He shows God's people that they are "wretches" before Him—they are sinners deserving His punishment. When they see they deserve His punishment it causes them to fear. Through His Word and others sharing the good news of Jesus with them, they hear how God sent His Son Jesus to take the punishment for the sins of all those who turn away from their sins and trust in Jesus as their own Savior. They are forgiven! They will not face God's punishment! This relieves their fears from the hour they believe. How amazing is God's grace given to them through Jesus' death on the cross...and given to them through the work of the Holy Spirit in their hearts.*

**Life Application Questions**

1. How can our lives be affected by the message of this song? *We thank God for His amazing grace shown to sinners and ask Him to send the Holy Spirit to work in our hearts that we might see our sins, turn from them and believe, like the person in this song.*

**ACTS Questions**

1. What is something we can praise God for from this hymn?

*Praise God for being the Giver of Amazing Grace, enough to save His sinful people.*

2. What are sins we can confess to God from this hymn? *We can confess that many times we are blind to our sins, not even seeing them. We need God's grace! We need a Savior!*

3. What is something we can thank God for from this hymn?

*We can thank God for showing His people their sins, helping them fear His punishment, and then forgiving their sins through Jesus. We can thank God for the gift of faith, given to His people, by His grace.*

4. What is something we can ask God for from this hymn?

*That God would work in our hearts that we might see our sins, turn from them and trust Jesus as our Savior*

**Gospel Question**

1. What is the good news of Jesus that can relieve our fear of God's punishment? What is the gospel?

*God is the good Creator and King of the world. He made people to worship Him and live by His good laws. But we are all sinners who've rebelled against Him. We all deserve death--God's just, eternal punishment for our sins. How terrible! But God has good news for us. In His great mercy, God sent His Son, Jesus to earth as a man to save sinners. He lived the perfect life that pleases God. (He's the only one who's ever done that!) He offered it up to God His Father as the perfect sacrifice for sins when He suffered and died on the cross. Then, on the third day, Jesus rose from the dead in victory. He had fully paid for the sins of God's people, so they wouldn't have to! Now all who turn away from their sins and trust in Jesus as their Savior will receive forgiveness of sins and eternal life with God. They will be His very own special people who will know Him and enjoy Him forever. We can be God's people, too, if we turn from our sins and trust in Jesus as our own Savior.*

## **Song Game: Word Take Away**

### **Materials**

Sign Language Signs and Song

White board and marker

Eraser

### **Preparing the Game**

1. Write the words to the song on a white board.

### **Playing the Game**

1. After children have learned the song and signs well, then tell the children that you are going to leave out words from the song (that you've learned signs for) and just do the sign in its place.
2. Have the children help you choose a word to take out. Erase the word from the board. Review the sign the for erased word.
3. Sing the song, trying to remember to NOT sing the word and do only the sign.
4. Continue to take out words until all of the words (with signs) have been taken out.

Game continues as number of questions, time, and attention span allow.

choose a FEW questions for discussion, then choose the game and/or music activity

**Meditation Version: Titus 3:4-7**

"But when the goodness and loving kindness of God our Savior appeared, he saved us, not because of works done by us in righteousness, but according to his own mercy, by the washing of regeneration and renewal of the Holy Spirit, whom he poured out on us richly through Jesus Christ our Savior, so that being justified by his grace we might become heirs according to the hope of eternal life."

**Alternate Memory/Games Version: Titus 3:5**

"...He saved us, not because of works done by us in righteousness, but according to his own mercy, by the washing of regeneration and renewal of the Holy Spirit."

**Understanding the Bible Verse**

1. Who was the goodness and loving kindness of God our Savior who appeared and saved God's people? Jesus.
2. Why is goodness and loving kindness of God a good way to describe Jesus? Jesus lived a perfectly good life. In His great loving kindness, He chose to rescue sinners from their biggest problem that they could never rescue themselves from--their sin and the punishment of death they deserve because of sin. Jesus chose to come, suffer and die for the sins of God's people to save them. God used His perfect goodness to show us more loving kindness anyone has ever shown--and to people so undeserving!
3. Why did Jesus come to be our Savior? Because of His mercy, not because of righteous things we had done.
4. What are righteous things? Obeying God and His good laws.
5. Why did it have to be God's mercy, not our righteousness that Jesus came to save us? Because we are all sinners. We could never deserve such kindness from God because of what we do. We would have to be perfect to serve that.
6. Who is "us" that God saved? *God's people. All who turn from their sins and trust in Jesus to save them. That can be us, too, when we turn from our sins and trust in Jesus as our Savior.*
7. How did God save His people? *Through the washing of rebirth and renewal by the Holy Spirit He gave them through Jesus Christ, their Savior.*
8. What does "rebirth" mean? *To be born again, born of God.*
9. What does "renewal" mean? *To be made like new again.*
10. Who gives rebirth? Who renews them? *The Holy Spirit.*
11. What part of us is born again, is renewed by the Holy Spirit? *Our spirits, our hearts.*
12. How is being born again and being renewed by the Holy Spirit like being washed? *Our spirits are "dirty" with sin. The Holy Spirit makes them like new, just like washing dirty clothes takes away the dirty and makes them look like new.*
13. Why did it have to be through Jesus that God could give His People the Holy Spirit? *No sinner can have the Holy Spirit live inside him unless his sins have been paid for. Jesus offered His life up as the payment for the sins of His people, since they could never pay for them, themselves. So it is only through Jesus' death for us that we could ever be made right to receive the Holy Spirit to work in our hearts.*

**Bible Truth Connection Question**

1. What does this verse have to do with the **Bible Truth: The Holy Spirit Brings Us to God?**  
*God's people receive this gift of rebirth and new life through the Holy Spirit because of what Jesus did on the cross to save them: He took the punishment for all their sins. The Holy Spirit works inside the hearts of sinners so that they can see their sins, be sorry for them and want to turn away from them. He gives them faith in God. He gives them new hearts that want to please and love God.*

**Story Connection Questions**

1. How did the people know that the one particularly bad Chinese man had been born again and renewed by the Holy Spirit? *The Holy Spirit worked inside his heart and changed him so that stopped doing sinful things and loved and obeyed God.*

**Life Application Questions**

1. What should we do if we want the Holy Spirit to wash and renew our hearts? *Turn from our sins and believe in Jesus as our Savior.*

**ACTS Questions**

1. What is something we can praise God for from this Bible Verse?

*Praise God for being the Giver of the Holy Spirit to His People to give them new birth and new life in Him.*

2. What are sins we can confess to God from this Bible Verse? *That we have all turned away from God. None of us love God on our own and obey Him. We deserve God's punishment! We need a Savior! We need the Holy Spirit!*

3. What is something we can thank God for from this Bible Verse? *We can thank God for sending Jesus to die for His people's sins, that they could be given new birth and new life through the Holy Spirit.*

4. What is something we can ask God for from this Bible Verse? *We can ask God to work in our hearts that we would want to turn away from disobeying Him and trust in this wonderful Jesus as our own Savior. We can ask Him to give us new birth and new life through the Holy Spirit. We can ask Him to give us hearts that know and love God.*

**The Gospel**

1. What is the good news of Jesus that the Holy Spirit helps us believe? What is the gospel?

*God is the good Creator and King of the world. He made people to worship Him and live by His good laws. But we are all sinners who have rebelled against Him. We all deserve death--God's just, eternal punishment for our sins. How terrible! But God has good news for us. In His great mercy, God sent His Son Jesus to earth to save sinners. Yes, Jesus, the perfect Son of God, left His home in heaven and became a man. He lived the perfect life that pleases God. (He's the only one who has ever done that!) He offered it up to God His Father as the perfect sacrifice for sins when He suffered and died on the cross. Then, on the third day, Jesus rose from the dead in victory. He had fully paid for the sins of God's people, so they wouldn't have to! Now all who turn away from their sins and trust in Jesus as their Savior will receive forgiveness of sins and eternal life with God. They will be His very own special people who will know Him and enjoy Him forever. We can be God's people, too, if we turn from our sins and trust in Jesus as our own Savior.*



## Game: Hot and Cold Hide

### Materials

Bible verse written up in large print so that all can see  
An object to hide

### Preparing the Game

None.

### Learning the Verse

Some or all of your children may be non- or early readers. Teach the verse in sections, having them say it after you. Repeat a few times. Add clapping or other movement as they say it.

### Directions

1. If desired, lead the children in a discussion of a **FEW** of the most important questions before beginning game.
2. Explain the game to them as follows:  
Have the children sit or stand in a group. Tell them that one person will leave the room and another person will hide the object. After the object is hidden the Seeker will begin to look for the object. The rest of the children, led by the teacher, will begin to repeat the verse over and over, reciting it louder as the Seeker gets closer to the object and more quietly as the Seeker gets further from the object. When the object has been found, the leader will choose another Hider and Seeker and the game continues.

Game continues as time or attention span allow.

### Optional **TAKING IT TO OTHERS** Activity: Quiz Questions

Have the children choose a few of the questions from the game to ask the parents/other children during **TAKING IT TO OTHERS** time. Help pre-readers by whispering the question in their ear and letting them ask it aloud to the parents/other children. Make sure you read the Bible verse aloud before you ask your questions.

Directions:

1. Write words to song in large print before class.
2. Play the song for the children, helping them follow along on the song sheet.
3. Discuss the song, using a few questions from the discussion sheet. *Don't use them all!*
4. Introduce sign language for key words of your choice from sign language sheet for your song. Use as few or as many as you think the children can learn.
5. Sing and sign the song. Sign language as well as large format lyrics and sheet music are found in the PFI Unit Songbook or online.
6. If desired, play the Song Game.

**Optional TAKING IT TO OTHERS Activity: Presenting and Singing the Song**

1. Sing and sign the song, encouraging the watching children/parents to join in.
2. Ask the class some of the questions listed below. The Bible Truth Connection Question is particularly good to help them understand how the song ties in with the Bible Truth.

**He Saved Us**

He saved us, he saved us,  
By regeneration  
And renewal of the Spirit.  
He saved us, he saved us,  
By the Holy Spirit.  
The Holy Spirit whom he poured out,  
On us richly,  
Through Jesus Christ our Lord,  
The Holy Spirit whom he poured out,  
On us, through Jesus Christ.  
Titus Three, verse five through seven.

**Listen to it on PFI ESV Songs 11, Track 15**

## Song Game: Big Voice, Little Voice

### Materials

Song  
Sign language signs used in the song printed out onto little cards  
Blindfold

### Preparing the Game

None.

### Playing the Game

1. Practice the song and signs until the children know them well. Then tell them: "Children, we are going to hide a sign language sign and see if one of you can find it... with a little help from the rest of us!"
2. Choose someone to be "It" and blindfold them. Choose another child to hide one of the sign language cards. When it's hidden, "It" can remove the blindfold and begin to look.
3. The rest of the children will sing the song in a louder voice when "It" gets closer to the hidden sign and quieter when "It" gets further from the sign.
4. When "It" finds the hidden clue, another "It" is chosen and play begins again.

Game continues as number of questions, time, and attention span allow.

**STORY REVIEW**

Directions: Read and discuss Bible Truth, using a FEW of the questions. Play game. Feel free to modify the game to fit your children.

**General Story Questions**

1. What promise did CT and Priscilla did make when they were married? *To never hinder each other from serving Jesus, whatever He might call them to do.*
2. What was so different about the Studds' honeymoon? *It was spent traveling a hard, dangerous road to Lungang-fu with a fellow missionary.*
3. Why did they want to go to Lungang-fu? *Because no one had yet gone there with the good news of Jesus.*
4. Why didn't the people of Lungang-fu like the Studds? *The Studds were foreigners who said that their gods were only idols. They thought their gods were angry and were making bad things happen to people because of what the Studds said about them.*
5. Why did the people of Lungang-fu let the Studds have that one particular house in Lungang-fu? *Why weren't the Studds worried about this? The people believed it was haunted with evil spirits. The Studds weren't worried because they knew that the Lord was the one, true God. He had power over all evil spirits. They had nothing to worry about!*
6. What was so bad about the house they lived in? *It was old and run down. It had beds made of broken, uneven bricks and thin mattresses. It was infested with scorpions!*
7. What did the people do to the Studds when they left their house? *They threw bricks and glass at them and told them to leave.*
8. Why didn't the Studds give up? *They wanted the people to hear about Jesus and be saved.*
9. What did the Studds believe the Holy Spirit could do? *They believed He could change the hearts of the people of Lungang-fu so that they believed in Jesus. He could change them so that they loved God.*
10. Why did the Chinese man think God couldn't forgive him? *He had been too bad of a sinner.*
11. How did the people from the Chinese man's village know that something had happened inside the man's heart? *Because the man was so changed. He no longer did the same sins he had done before. He did not speak the same way he used to.*
12. What did the Chinese man tell his people had happened to him? *That God had forgiven his sins through Jesus. He had sent the Holy Spirit to clean his heart and make it new. He filled it with love for God.*
13. Why did the village leaders want the man to stop telling others about Jesus? *They didn't want the people to hear about or believe in the Lord because He was a foreign god.*
14. Why did the man keep telling about Jesus, even after he was beaten and thrown into jail? *Because he knew that the good news of Jesus was true! He wanted everyone to know how they could be saved from their sins, too. He was willing to suffer to be able to tell them about Jesus.*
15. What made the Studds happy, even though they had to leave China? *They knew that there was now a little church of Chinese Christians who could keep telling the people about salvation through Jesus.*

**Bible Truth Connection Questions**

1. What does this story have to do with our Bible Truth? *The Holy Spirit worked in the hard hearts of the Chinese people to see their sin, turn and believe in Jesus and be saved.*

**Bible Verse Connection Question**

1. What does the story have to do with our Bible Verse: **Titus 3:4-7**: "But when the goodness and loving kindness of God our Savior appeared, he saved us, not because of works done by us in righteousness, but according to his own mercy, by the washing of regeneration and renewal of the Holy Spirit, whom he poured out on us richly through Jesus Christ our Savior, so that being justified by his grace we might become heirs according to the hope of eternal life."?

*The Chinese man did not think he could be saved or his life changed. He thought he was too bad of a sinner. But the Studds told him that God, by the Holy Spirit, is able to save and change anyone who repents of their sins and trusts in Jesus as their Savior. How? By sending His powerful Holy Spirit to work these changes in their hearts. The man turned from his sins and believed in Jesus. The Holy Spirit changed his heart and changed his life. The other Chinese saw these changes and wanted to hear the good news of Jesus, too. Many of them also became Christians.*

**Life Application Questions**

1. Why is there still a need to go to China? *Because many millions of Chinese still do not know about Jesus.*
2. What powerful things can we do to help change the hearts of Chinese people, even right here at home? Why? *We can pray that God would send His Holy Spirit to work in the Chinese people's hearts when they do hear about Jesus. God loves to answer prayers to work in the hearts of people and He is always completely able to do this.*
3. How can we become God's people? *By turning away from our sins and trusting in Jesus as our Savior.*

**ACTS Questions**

1. What is something we can praise God for being that we learned in our story?  
*Praise God for being the Giver of the Holy Spirit who changes hard hearts of His People.*
2. What is something we can confess as sin that we learned in our story?  
*Confess that many times, we hardened our hearts to God and His good ways. We even know the good news of Jesus. We even know how God wants us to live, yet we rebel against Him. We deserve His punishment. We need a Savior!*
3. What is something we can thank God for that we learned in our story?  
*We can thank God for working in His people's hearts to want to tell others the good news of Jesus, even if it means risking their own lives.*
4. What is something we can ask God for that we learned in our story?  
*We can ask God to work in our hearts, helping us to turn away from our sins and trust Jesus as our own Savior. We can*

**The Gospel**

1. What is the good news of Jesus that the Studds told the Chinese people? What is the gospel?  
*God is the good Creator and King of the world. He made people to worship Him and live by His good laws. But we are all sinners who have rebelled against Him. We all deserve death--God's just, eternal punishment for our sins. How terrible! But God has good news for us. In His great mercy, God sent His Son Jesus to earth to save sinners. Yes, Jesus, the perfect Son of God, left His home in heaven and became a man. He lived the perfect life that pleases God. (He's the only one who has ever done that!) He offered it up to God His Father as the perfect sacrifice for sins when He suffered and died on the cross. Then, on the third day, Jesus rose from the dead in victory. He had fully paid for the sins of God's people, so they wouldn't have to! Now all who turn away from their sins and trust in Jesus as their Savior will receive forgiveness of sins and eternal life with God. They will be His very own special people who will know Him and enjoy Him forever. We can be God's people, too, if we turn from our sins and trust in Jesus as our own Savior.*

## Game: Shoe Search and Ransom

### Materials

The children's shoes

Masking Tape

Story Review Questions, one per child

Paper and marker/pencil for writing questions and keeping score

### Preparing the Game

1. Choose 20+ questions for your game from the Story Review Discussion Questions, or make up your own.
2. Hide the questions around the room. Make a line out of tape for each team, approximately long enough to place one shoe per child per team on it.

### Playing the Game

Have the children sit down in lines of equal teams. Have them take off one of their shoes and give them to you to place along the taped line in front of their team and then sit back down in their groups. Tell them that in order for them to get back their shoes, they will have to do a little searching and ransoming. Explain that questions on small pieces of paper are hidden around the room. You will alternate between the two teams asking the first person in each line to get up and find a question for their team to answer. (The person hunting can ask for suggestions, if desired, from his/her seated teammates.) If the team answers it correctly, then that child's shoe is "ransomed". If not, then the question goes to the other team to answer. If they answer it correctly, then the first team member's shoe is ransomed.

Continue until all shoes are ransomed. Repeat game as time and attention spans allow.

### Non-competitive Option

Don't split into teams. Have the children sit down in a circle around the pile of shoes. Let one or two children at a time search for a question for the teacher to ask the group. If the group gets it right, then the child/children can ransom one of their shoes. Continue until everyone has their shoes ransomed.

### Optional TAKING IT TO OTHERS Activity: Quiz Questions

Have the children choose a few of the questions from the game to ask the parents/other children during TAKING IT TO OTHERS time. Help pre-readers by whispering the question in their ear and letting them ask it aloud to the parents/other children.

**CASE REPLAY ACTIVITIES**

Use this guide to review the Case Story and act it out for others to enjoy!

**CASE REPLAY, JR: YOUNGEST CHILDREN**

**Description:** The children will act out the story together, everyone doing the same action/sound effect at the same time. This activity is most suitable for kindergarteners.

**Materials**

The Case RePlay, Jr. script for younger children

**Preparation**

1. Read through the script and write in the blanks along the side possible actions/sound effects the children could do to act it out.

**Instructions**

1. Tell the children that they will be re-enacting the story together as you tell it.
2. As you read the script, lead the children in actions/sound effects to do with you.
3. If desired, you can read the script and stop at certain sentences and ask them what a good action/sound effect would be to act out what you just read.
4. Repeat the re-enactment one or two times more.

**CASE REPLAY, SR: OLDER CHILDREN**

**Description:** The children act out the story as a three-scene play. You will narrate it using the Case RePlay, Sr. script and they will act it out (no spoken words, for the most part), with each child assuming a different character's role. This activity is most suitable for first grade and up. You will review the story, then practice it a few times before performing it for others.

**Materials**

The Case RePlay, Sr. script

White board or other large format paper (if using a word bank)

Costumes and props

**Preparation**

1. Prepare for the play by choosing costumes and props for each character in the story. Decorate the area with any scenery props.
2. Write the words "Beginning," "Middle," "End" on a large piece of paper/whiteboard with plenty of space under each heading. You will use this paper to help the children think about the story as a three-scene play, as it is presented in the script.

**Instructions**

1. Tell the children that they will get to act out the story as a three-scene play, with a beginning, middle and end section. Tell them that before they can act it out, they need to think it out. as you narrate it with your script.
2. Take the children's answers as they recount the story, helping them put key incidents in the right order.
3. If desired, when they have filled in their Beginning, Middle, End, read through your whole (real) script, so they hear exactly what you will have them act out.
4. Then tell the children that it's time to practice acting out the story.
5. Assign parts to each child. If you are using costumes, do NOT give them out at this point. They will be a distraction.
6. Have all the children sit on the floor or in chairs on one side of the "stage," then call the characters up in place as their part in the story comes.
7. As you read the script, guide the children in where you want them to move or do to act it out.
8. After going through the whole script once, give out any costumes and props and act out the script once or twice more.

**Optional TAKING IT TO OTHERS Activity: Re-enacting the Story**

Read the script as the children act out together (younger) or assuming different roles (older) as the other children or the parents watch.

**CASE REPLAY, JR--YOUNGER KIDS (KINDERGARTEN) P.2**

Welcome to our play! The name of our story is: The Case of the Scorpion House.

It takes place in the 1880's in China.

And now we present: "The Case of the Scorpion House."

**Scene 1:**

C.T. Studd and Priscilla Stewart stand before a little Chinese pastor. They make marriage vows to each other, promising together to never stop each other from serving Jesus, no matter what He might call them to do. After the wedding, they begin the difficult trip with their companion, Miss Burroughes, to Lungang-fu, in the distant far north of China. This is a part of China where no missionary has ever gone before. They travel through rushing rivers, dangerous mountain ledges, and knee-high mud until at last they get there.

**Actions:**

---

---

---

**Scene 2:**

The people of Lungang-fu are not at all happy that these white people have come. They think they will bring bad luck to their village. Only Chinese should live there. The only house the Studds are allowed to live in is a terrible house with brick beds and lots of dangerous scorpions. The Chinese throw bricks and glass at the Studds whenever they came out of their house. They tell them to leave Lungang-fu. But the Studds did not leave. They prayed that God would send His Holy Spirit to work in their hearts as the people came to their house and saw how they lived. God answered their prayers and the people began to come to listen to the Studds' message about Jesus. One man who was a murderer, a adulterer and a drug addict heard their message. He did not think that God could change him, but he was wrong. The Holy Spirit helped him believe and changed him.

---

---

---

---

---

---

**Scene 3:**

The man goes back to his village to tell the people there about Jesus. Many people come to listen and see this man who had been changed so completely. The village leaders get worried. They don't want the people to believe in Jesus. They have the man beaten and left for dead. But the man did not die. He gets up and keeps on telling more people about Jesus. So the village leaders decide to put him in jail, but he keeps telling the people about Jesus by shouting out the cracks of his cell. Finally, the village leaders give up and let him out. They see that they can't stop him from preaching about Jesus. At last, sickness forces the Studds to leave China, but they praise God for sending His Holy Spirit to work in the hearts of the Chinese people; and for leaving behind believers to tell others about Jesus.

---

---

---

---

---

---

---

---

---

---

**Bible Truth Tie-In:**

The Bible Truth we are learning is: **The Holy Spirit Brings Us to God.** The Holy Spirit worked in the hard hearts of the Chinese people to see their sin, turn and believe in Jesus and be saved.

## **CASE REPLAY, SR--OLDER KIDS (1ST GRADE AND UP) P.3**

Welcome to our play! The name of our story is called: The Case of the Scorpion House.

It takes place in the 1880's in China.

The characters in our story are: C.T. Studd; Priscilla Stewart; the Chinese Pastor; Miss Burroughes; Lungang-fu; Chinese people; "Bad" Chinese man; People from "bad" man's village; and, the Village leaders.

And now we present: "The Case of the Scorpion House."

### **Scene 1: (Beginning)**

C.T. Studd and Priscilla Stewart stand before a little Chinese pastor. They make marriage vows to each other, promising together to never stop each other from serving Jesus, no matter what He might call them to do. After the wedding, they begin the difficult trip with their companion, Miss Burroughes, to Lungang-fu, in the distant far north of China. This is a part of China where no missionary has ever gone before. They travel through rushing rivers, dangerous mountain ledges, and knee-high mud until at last they get there.

### **Scene 2: (Middle)**

The people of Lungang-fu are not at all happy that these white people have come. They think they will bring bad luck to their village. Only Chinese should live there. The only house the Studds are allowed to live in is a terrible house with brick beds and lots of dangerous scorpions. The Chinese throw bricks and glass at the Studds whenever they came out of their house. They tell them to leave Lungang-fu. But the Studds did not leave. They prayed that God would send His Holy Spirit to work in their hearts as the people came to their house and saw how they lived. God answered their prayers and the people began to come to listen to the Studds' message about Jesus. One man who was a murderer, a adulterer and a drug addict heard their message. He did not think that God could change him, but he was wrong. The Holy Spirit helped him believe and changed him.

### **Scene 3: (End)**

The man goes back to his village to tell the people there about Jesus. Many people come to listen and see this man who had been changed so completely. The village leaders get worried. They don't want the people to believe in Jesus. They have the man beaten and left for dead. But the man did not die. He gets up and keeps on telling more people about Jesus. So the village leaders decide to put him in jail, but he keeps telling the people about Jesus by shouting out the cracks of his cell. Finally, the village leaders give up and let him out. They see that they can't stop him from preaching about Jesus. At last, sickness forces the Studds to leave China, but they praise God for sending His Holy Spirit to work in the hearts of the Chinese people; and for leaving behind believers to tell others about Jesus.

### **Bible Truth Tie-In:**

The Bible Truth we are learning is: **The Holy Spirit Brings Us to God.** The Holy Spirit worked in the hard hearts of the Chinese people to see their sin, turn and believe in Jesus and be saved.



## Shouting the Good News of Jesus from Cracks in the Prison

### Description

Children will make a little prison decorated with construction paper stones that has flaps which acts as cracks in the wall. They will make a simple popsicle stick Chinese man who says "Believe in Jesus" as he pops his head out the various cracks (flaps) in the prison wall.

### Materials

1 Tall, sturdy paper cup with waxy finish. (Preferably the 5.25" tall variety with a 3 3/8" mouth)  
 Chinese man pattern  
 Tape (preferably packing tape)  
 Scissors  
 Gray, brown, black construction paper (or stones as given in the follow resource pages)  
 Glue sticks  
 Popsicle sticks, 1 per man  
 Markers or colored pencils, etc.

### Preparing the Craft

1. Print out the Chinese man pattern, preferably onto card stock so he will be sturdy. Cut out around them (especially for youngest children).
2. Print out 1 page of stones per child. Or, cut stones out of the gray, brown and black construction paper into similar shapes and number.
3. Cut out 3 or 4 flaps for the cracks in various places and heights around the prison wall, leaving one side attached to the cup. These should be about 1" x 1". Note: the bottom of the prison is the mouth of the cup. The top of the prison is the bottom of the cup.
4. Print out the Chinese words "Believe in Jesus" in the thought bubbles, 1 per child.
5. Set out supplies.

### Making the Craft

1. Show the sample of the craft you have made.
2. Have the children glue the stones onto their prison, even the flaps that are the cracks in the prison walls. But make sure the children glue the stone onto the cracks while holding the flaps away from the wall of the prison so that they remain free to open and shut. Tell the children that the mouth of the cup is actually the bottom of the prison, so they will want to glue stones to the top of the prison (the bottom of the cup).
3. Have the children decorate the Chinese man and tape him to the popsicle stick.
4. Tape the Chinese pronunciation for "Believe in Jesus" "Shing Yeh-zu" to the top of the prison
5. Hold the cup with one hand and hold the popsicle stick of the man in the other. Move the man up, down and around the prison "cell", letting his head stick out. As his head sticks out have the children say the Chinese words for "Believe in Jesus."

### Optional **TAKING IT TO OTHERS** Activity: Craft Presentation

If you are presenting the craft to other children or parents the children can hold up their crafts (or your model craft) and read their Bible Truth Connection answers to explain the importance of the craft.

**CASE CRAFT****Discussion Guide****Instructions:**

As the children are settled into making their craft, ask them these questions to help them understand the craft's significance. Use the answers provided to guide the children's answers.

**Discussion Questions**

1. Where did the Studds go to share the good news of Jesus? *China.*
2. What happened to the "bad" Chinese man who became a Christian? How was he treated? *He went back to his home village to tell them about Jesus, but the village leaders didn't want him to talk to the people. They had him hurt and put him in jail to get him to stop.*
3. What did the man do in jail? Why?  
*The man kept shouting out the good news of Jesus to people through cracks in the jail's walls. He wanted everyone to know how to be saved and how the Holy Spirit had changed his heart.*
4. What is Bible Truth that we are learning?  
*The Holy Spirit Brings Us to God.*
5. What does our craft have to do with our Bible Truth: The Holy Spirit Brings Us to God?  
*This Chinese man was so bad that he didn't think that God could forgive his sins and change his heart. But God did change his heart. The man was so amazed at what God did in his life that he couldn't stop telling others about it...even from inside the prison. He wanted them to know how they could be saved, too.*
6. What can our craft help us remember?  
*God can change the hearts and forgive the sins of even the worst of sinners.*


**TAKING IT TO OTHERS****Craft Presentation****Instructions:**

Have children hold up your model craft/their crafts. Choose five children (or you say) the five sections below to explain the craft's importance.


**Presentation:**

1. Our craft is: Shouting the Good News of Jesus from Cracks in the Prison.
2. In China, a very bad Chinese man who became a Christian was hurt and put in jail for telling others about Jesus but he kept shouting out the good news of Jesus to people through cracks in the jail's walls. He wanted everyone to know how to be saved and how the Holy Spirit had changed his heart.
3. Our Bible Truth is: The Holy Spirit Brings Us to God.
4. This Chinese man was so bad that he didn't think that God could forgive his sins and change his heart. But God did change his heart. The man was so amazed at what God did in his life that he couldn't stop telling others about it...even from inside the prison. He wanted them to know how they could be saved, too.
5. Our craft can help us remember that God can change the hearts and forgive the sins of even the worst of sinners.

Note: Even non-readers can participate in presenting the craft, if you will whisper what they are to say in their ear and let them say it aloud for the others to hear.



Rocks



Words of Chinese Man

**“Shing Yeh-zu”  
Believe in  
Jesus!**

**“Shing Yeh-zu”  
Believe in  
Jesus!**

**“Shing Yeh-zu”  
Believe in  
Jesus!**

**“Shing Yeh-zu”  
Believe in  
Jesus!**

**“Shing Yeh-zu”  
Believe in  
Jesus!**

**“Shing Yeh-zu”  
Believe in  
Jesus!**

**“Shing Yeh-zu”  
Believe in  
Jesus!**

**“Shing Yeh-zu”  
Believe in  
Jesus!**



**BEFORE CLASS:****1. PICK YOUR PERSON**

VIPPs can be anyone in your church! Typically, they fall into 6 categories: Church staff, Elders, Deacons/deaconesses, Special Volunteers (people who aren't paid, but spend a lot of time helping out in particular ways), Supported Workers (aka missionaries), and Church Members.

**2. GATHER YOUR FACTS**

Use the VIPP Information Sheet to write down the facts about your VIPP. The information on this worksheet is used in the VIPP activities, listed in the "Choose an Activity" section below.

**DURING THE ACTIVITY:****1. INTRODUCE YOUR VIPP**

Introduce your VIPP to the children, using the VIPP Information Sheet. Fill in a set of VIPP Clue Cards with the information for your VIPP. If desired, you can even have the actual person come into class for the children to meet.

Need help describing what someone does for the church in a kid-friendly way? Check out the list of common VIPPs on the Praise Factory website in the PFI resources. There are lots of kid-friendly descriptions for common VIPP's, such as pastors, elders, deacons and a lot more.

**2. PRAY!**

Lead the children in praying for the VIPP. Ask the children if they would like to pray for one of the VIPPs prayer requests. Even non-readers can pray for the VIPP if you whisper the prayer request in their ear, then let them say it aloud. Never force a child to pray!

**3. CHOOSE AN ACTIVITY**

There are two activities you can use to help the children learn about the VIPP:

**VIPP Clue Cards:** These are nine coloring sheets in which children fill in the nine things they learn about the VIPP from the VIPP Information Sheet. Photocopy a set of each child. Use as few or as many of these Clue Cards as you desire. They are found in the back of this book.

**VIPP Game:** This is a game that uses a set of Clue Cards for one or two VIPPs.

Choose a VIPP and fill in his/her information on the VIPP Information Sheet. Fill in a set of VIPP Clue Cards with the information for your VIPP. Tell the children about the VIPP, having them fill in the VIPP Clue Cards with the key facts as they learn them. Write any words the children need to write on a white-board or other piece of paper so they can see how to spell them. Help younger children write these words on their clue cards. Ideas for how to tell the children about many common VIPPs are listed at [praisefactory.org](http://praisefactory.org) with the resources for this Bible Truth.

**Optional TAKING IT TO OTHERS Activity: Introduce and Pray for the VIPP**

If you are presenting the VIPP to other children or parents you can assign children to hold up the 10 clue cards and say what each card tells about the VIPP. (Or, you can have the children hold them up as you tell what each one means.) Then lead the children in praying for the VIPP.

## Game: Over, Under and Throw

### Materials

Information Sheet for one VIPP

2 Set of Clue Cards

8 8.5" x 11" Manilla Envelopes

Nerf Ball or other soft ball for indoor use

Box or basket big enough for the envelopes to fit in and the ball to land in.

### Preparing the Game

1. Fill in one set of clue sheets for the VIPP you are using.
2. Tape the other (blank) set of Clue Cards to the outside of the manilla envelopes.
3. Put the filled-in clue cards in the corresponding envelope.
4. Put all the Clue Cards envelopes in a bag, except for the ones with the names and pictures of the VIPPs.
5. Place the envelopes in the basket, a good shooting distance from where the child at the head of the line will stand.

### Playing the Game

**Reveal:** Tell the children about the VIPP, showing them your filled-in clue cards as you tell about them.

**Review:** Have the children line up, all facing forward. Give the ball to the last child in line. At your signal, have them pass the ball to the next child with an overhead pass; then that child passes the ball through the legs of the next child, etc. until the ball reaches the first child. The first child in line then tries to make a basket. If he succeeds, he gets to go up and pick out an envelope to open. The teacher (or the child) tells the Clue Card category. The other children try to remember what the VIPP's answer was. Open it up and see if they got it right. If they did, the Clue Card is retired. If not, it can be added back with the Clue Cards in the basket. Game continues until all the envelopes have been retired or as time or attention span allows.



**VIPP INFORMATION SHEET**

**VIPP NAME:**

\_\_\_\_\_

**WHAT VIPP LOOKS LIKE**

Man or Woman? \_\_\_\_\_

Hair color? \_\_\_\_\_

Eye color? \_\_\_\_\_

**FAVORITE ANIMAL**

\_\_\_\_\_

\_\_\_\_\_

**FAVORITE FOOD**

\_\_\_\_\_

\_\_\_\_\_

**FAVORITE FREE TIME ACTIVITY**

\_\_\_\_\_

\_\_\_\_\_

**WHAT VIPP DOES DURING WEEK**

\_\_\_\_\_

\_\_\_\_\_

\_\_\_\_\_

\_\_\_\_\_

**VIPP GROUP OF SERVICE:**

Church Member

Deacon

Elder

Church Staff

Special Volunteer

Supported Worker  
(Missionary)

**3 WAYS VIPP SERVES CHURCH**

\_\_\_\_\_

\_\_\_\_\_

\_\_\_\_\_

\_\_\_\_\_

\_\_\_\_\_

\_\_\_\_\_

\_\_\_\_\_

\_\_\_\_\_

**3 WAYS TO PRAY FOR THE VIPP**

\_\_\_\_\_

\_\_\_\_\_

\_\_\_\_\_

\_\_\_\_\_

\_\_\_\_\_

\_\_\_\_\_

\_\_\_\_\_

\_\_\_\_\_



## **BIBLE TRUTH 4, LESSON 3: PLANNER/OVERVIEW**

**GETTING STARTED: Welcome and Opening Songs** (*introduce unit and get kids moving with these songs*)

**Welcome to Praise Factory:** PFI: Praise Factory Investigators Theme Song *PFI ESV Songs 11, Track 1*

**Rules to Help Us Worship God and Love One Another:** WoGoLOA Classroom Rules Song  
*PFI ESV Songs 11, Track 2*

**Big Question Under Investigation:** Big Question 11 Songs *PFI ESV Songs 11, Tracks 3,4*

**Big Question Bible Verse:** Romans 6:23 Song: *PFI ESV Songs 11, Track 5*

**DIGGING DEEP DOWN: Key Concept and Story** (*introduce the Bible Truth and tell the related story*)

**Bible Truth 4:** The Holy Spirit Brings Us to God

**Bible Truth Hymn:** Amazing Grace, vs.1,2 *PFI ESV Songs 11, Tracks 13,14*

**Bible Verse:** Titus 3:4-7

**Bible Verse Song:** He Saved Us *PFI ESV Songs 11, Track 15*

*Extra Bible Verse Song: I Will Give You a New Heart Ezekiel 36:26, ESV PFI ESV Songs 11, Track 16*

**Lesson 3 Old Testament:** The Case of the Surprising Sky

*Joshua 1-6; Exodus 13-14; Numbers 21; Deuteronomy 2-3; Psalm 87:4; Hebrews 11:31; James 2:25*

**TAKING ACTION: Response Activities** (*choose from among these activities*)

**Snack and Discussion Planner:** On the Road with Scaly Eyes

**ACTS Prayer:** Prayer Sheet

**Bible Truth Review:** Discussion Questions and Game: Silly Grand March

**Bible Truth Hymn:** Amazing Grace, vs.1,2 *PFI ESV Songs 11, Tracks 13,14*

Song, Sign Language and Song Game: Mimic Me! **PFI ESV Songs 11 BOOK or ONLINE**

**Bible Verse Review:** Romans 8:31-32,35,38-39 Discussion Sheet and Game: Verse Hi-Lo

**Bible Verse Song:** He Saved Us: Titus 3:4-7 *PFI ESV Songs 11, Track 15*

Song, Sign Language and Song Game: Mimic Me! **PFI ESV Songs 11 BOOK or ONLINE**

**Story Review:** Discussion Questions and Game: Bean Bag in the Hole

**Case Replay, Jr: Drama Activity for Youngest Children** (children do same story actions together)

**Case Replay, Sr: Drama Activity for Most Children** (children re-tell story with individual parts)

**Craft:** Scales Fall Off Saul's Blind Eyes

**VIPP (Very Important Prayer Person) Prayer Time:** Coloring Sheets (back of book), Game: Stop and Go

**TAKING IT HOME: Take Home Sheet for Review and Family Devotions**

**PFI Pronto:** Bible Truth 4, Lesson 3 **PFI ESV Prontos 11 BOOK or ONLINE**

**The Case of the Surprising Sky** Acts 9 by Connie Dever

**Our story is: The Case of the Surprising Sky.**  
**As you listen to the story, see if you can figure out:**

1. What was surprising about the sky? Who saw the surprise? What happened to him after he saw it?
2. What did God change inside the man that was so surprising? How did He make this change?

This story takes place in New Testament times only a few years after Jesus rose from the dead and went back up to heaven. It starts out in the streets of Jerusalem, the beautiful capitol of Israel.

Bang! Bang! Bang! "In the name of the high priest Caiaphas, I command you to open up or I'll bust down the door!" ordered Saul.

The door opened Saul went in. He glared hatefully at the surprised men and women. "By the high priest's order, you are under arrest for blasphemy. You have dishonored the Lord's name by becoming followers of that fake Messiah, Jesus," he told the Jewish Christians.

"The Jewish people must stay pure in their worship of the Lord," Saul said. "Your blasphemy, your worship of Jesus, cannot be tolerated." Saul turned to the soldiers with him and said, "Seize them!" The temple soldiers grabbed the Christians and took them to prison.

Word of Saul's raids spread quickly all over Jerusalem. "What can we do?" exclaimed the other Jewish Christians. "There seems to be nothing to stop him! Saul has such a hard heart towards Jesus. He is convinced that Jesus is a fake Messiah and thinks that only by getting rid of us will Israel remain pure in their worship of the Lord," the believers exclaimed.

"We have no choice but to leave Jerusalem if we are to survive," others replied. So all the believers, except Jesus' original disciples left Jerusalem and scattered throughout Judea, Samaria, and beyond.

But to the horror of Saul and other Jewish leaders, this only made the problem worse! As Christians left Jerusalem and settled in new areas, they told more and more people the good news of Jesus. As the Christians told about Jesus, the Holy Spirit worked in the listeners' hearts and gave them faith to believe.

News of more and more Jews becoming Christians made its way to Saul. He was furious! He must do something to stamp out these Christians!

Saul went to the high priest, Caiaphas and said, "I have terrible news for you. The soldiers and I have put in jail almost all the Christians here in Jerusalem, but many have escaped to other parts of Judea and Samaria, and even as far as Damascus. These blasphemers are going into the synagogues and spreading their lies about Jesus to Jews and God-fearing Gentiles there," Saul told him. "I am especially worried about Damascus. There are three, large synagogues there and many thousands of Jews and God-fearing Gentiles. If they begin to preach about this fake Messiah there, many good Jews might be tricked into believing in Him, too," he complained to Caiaphas.

"To make things worse, Damascus is one of the most important cities on the trade route that goes from here all the way to Babylon," Saul continued. "If these Christians spread their lies to the hundreds of merchants passing through Damascus, soon this Jesus will have followers all over the world. We must get to Damascus quickly and crush those Christians!"

"I agree. What is your plan?" replied Caiaphas.

"Give me some soldiers and send me to Damascus, to hunt down the Christians, arrest them and bring them back here to put in jail," Saul replied.

"Done!" Caiaphas answered. "Be on your way quickly! Damascus is 175 miles away—a good week's walk—there is no time to lose."

"Yes, sir. I will do my job and return as quickly as I can," Saul promised him.

Soon Saul and his men were on their way. Saul was anxious to get there and stop those Christians! The Lord's worship must stay pure. The laws must be obeyed. The lies about this fake Messiah, Jesus, would end!.. Saul would make sure of that...or would he? For as Saul and

**Story-telling Tips**

Ahead of time:

1. Read the Bible verses and story. Pray!
2. Create story cue cards on index cards (or highlight text).
3. Practice telling story dramatically, timing your presentation. Shorten, if necessary to fit your allotted time.
4. Decorate area with story props that help bring your story alive.

During your presentation:

1. Maintain as much eye contact as possible as you tell the story. Point to/use props at important points in the story. Include the kids in your story with a few questions about what they think will happen or words/concepts that might be new to them.
2. Watch the kids for signs that their attention span has been reached. Shorten, if necessary.

the soldiers neared Damascus, something completely unexpected happened. Something that would change Saul forever.

They were almost to Damascus, when suddenly a heavenly light shone down on Saul. He fell down to the ground and heard a voice say, "Saul, and heard a voice say, "Saul, Saul, why do you persecute me?"

"Who are you, Lord?" Saul asked.

"I am Jesus, whom you are persecuting," he replied. "Now get up and go into the city, and you will be told what you must do."

The men traveling with Saul stood there speechless; they heard the sound but didn't see anyone. Saul got up off the ground. He opened his eyes, but found he couldn't see anything. The soldiers took Saul by hand and led him to their lodgings at Judas' house in Damascus. For three days, Saul sat, blind and unwilling to eat or drink anything. What was happening to him?

A change was happening in Saul. Not only had he seen with his eyes and heard with his ears that Jesus really was the Messiah; but in Saul's heart, the Holy Spirit had begun to work. He was giving Saul the faith to believe in Jesus. He was cleansing Saul's heart of sin and filling it with true knowledge and love for God.

"How could this be?" Saul wondered. "I thought Jesus was a fake Messiah, but now He has shown me that He is no fake at all. I thought I was so good and righteous by being a Pharisee and by working so hard to get rid of the Christians. But now I know that I was the one being unrighteous, not them. I thought they were being disobedient and deceived by sinfulness. Now I know that I was the one being disobedient and deceived by my own sinfulness! This is awful! I have hated and killed many of the Lord's true people! I am the chief—the greatest—of sinners," Saul thought.

But even though Saul had done such terrible things, the Lord loved him. He hadn't spoken to him from heaven just to tell him to stop harming the Christians. He was calling Saul to be one of His followers and serve Him in great ways.

While Saul sat in darkness and the Holy Spirit worked in his heart, the Lord called in a vision to Ananias-- one of His disciples who lived in Damascus.

"Ananias!" the Lord said.

"Yes, Lord," he answered.

"Go to Judas' house on Straight Street and ask for a man from Tarsus named Saul. He is praying. In a vision he has seen a man named Ananias come and place his hands on him to restore his sight," the Lord said.

Ananias was scared to obey. "Lord, I've heard about this man and all the harm he has done to your people in Jerusalem. He's come here with authority from the chief priests to arrest all your people," he prayed.

But the Lord said to Ananias, "Go! I've chosen Saul to take the good news of salvation to both the Jews and the Gentiles (non-Jews). I will show him how much he must suffer for my name."

So Ananias went to find Saul at Judas' house. He placed his hands on Saul, he said, "Brother Saul, the Lord--Jesus, who appeared to you on the road as you were coming here--has sent me so that you may see again and be filled with the Holy Spirit." Immediately, something like scales fell from Saul's eyes, and he could see again. He got up and was baptized, and after taking some food, he regained his strength.

The Lord has made me a new person!" Saul exclaimed. "In His mercy He has given to me the gift of faith to hear and believe the truth, even though I had been so disobedient and deceived. He saved me not because of good, righteous things I had done but because of His mercy. Through Jesus Christ my Savior, He has poured out on me His Holy Spirit generously on me, cleansing my spirit of sin and making my heart new by filling it with the Holy Spirit. I have been the chief of sinners, but now the Lord Jesus has forgiven me to show to others how great His mercy is. Everything else is nothing compared with knowing Jesus. I will spend the rest of my days praising His name and telling others about the glorious riches of knowing Him," Saul decided.

Saul spent several days with the Christians in Damascus. At once he started preaching in the synagogues that Jesus is the Son of God. All those who heard him were shocked and asked, "Isn't he the man who was putting the Christians in jail in Jerusalem? Didn't he come here to arrest more Christians and take them as prisoners to the chief priests?"

But that was the old Saul, who was gone. Now there was the new Saul, completely changed by the Holy

Spirit working in his heart. And this Saul grew more and more powerful by the Holy Spirit. And he proved to the Jews living in Damascus that Jesus is the Christ.

### Cracking the Case:

**It's time to answer our Case Questions.**

**1. What was surprising about the sky? Who saw the surprise? What happened to him after he saw it?**

Suddenly a heavenly light shone down on Paul. Paul saw the surprise. Jesus told him to stop persecuting Him (and His people). Jesus caused Paul to become blind and told him to go into Damascus and wait. Paul obeyed.

**2. What did God change inside the man that was so surprising? How did He make this change?** Paul became a believer in Jesus. He boldly explained to others that Jesus was the Christ and urged them to repent of their sins and believe in Him. God sent His Holy Spirit to work in Paul's heart and change him.

### Something For You and Me

**Our Bible Truth Is:**

**The Holy Spirit Brings Us to God**

**Our Bible Verse is Titus 3:4-7:**

"But when the goodness and loving kindness of God our Savior appeared, he saved us, not because of works done by us in righteousness, but according to his own mercy, by the washing of regeneration and renewal of the Holy Spirit, whom he poured out on us richly through Jesus Christ our Savior, so that being justified by his grace we might become heirs according to the hope of eternal life."

Saul was completely changed man. The old Saul was gone, the new Saul had come. The Lord even gave Saul a new name--Paul--as a picture of the great work He had done in his heart. It was by the Holy Spirit that Saul's hard, hard heart was changed and he believed in Jesus.

Let's praise God for His mighty Holy Spirit! He can change any heart! Do you have a stubborn heart towards God? Do you know someone who does not believe in Jesus and has a stubborn heart towards Him? God can change your heart, if you ask Him to. He can change the hearts of anyone! We should never give up praying for others because we know that no one has a heart too hard for the Holy Spirit to change.

*Close in prayer.*

### Closing ACTS Prayer

**A** God, we praise You for being so merciful to sinful people, even terrible sinners who hate You and Your people.

**C** God, we confess that like Saul, we are sinners who have all chosen to rebel You. We do not deserve Your forgiveness, but we need it! We need a Savior!

**T** God, we thank You for loving sinners, even those they choose to not love You. Thank You for seeking them out, working in their hearts by Your Holy Spirit and giving them the gift of repentance of sins and faith in Jesus.

**S** God, work in our hearts! Help us to turn away from our sins and trust Jesus as our own Savior. Fill us with Your Holy Spirit and change us into people who know and love You.

### Special Words

**High Priest:** The most important priest of all the Jewish priests. He headed up the priests in their discussions and decisions. He alone was allowed to enter the Holy of Holies of the tabernacle and Temple to make the special sacrifices for the whole nation of Israel.

**Damascus:** The capital of Syria, a country to the north of Israel.

# **ACTS PRAYER ACTIVITY**

Use this sheet to write down your ACTS Prayer

## **Instructions:**

Use this sheet to help the children apply the Bible Truth into a prayer. You can use the ACTS provided or even better, have the kids think of their own applications. Also have the children add their personal requests to the prayer, too. Lead the children in the prayer or let them pray sections, with your help. Never force a child to pray! Non-readers can participate by you whispering a section of the prayer into their ear and allowing them to pray it aloud for the group.

## **ADORATION:**

God, we praise You for being the Changer of the hearts of sinful people, like you and me.

God, we praise You for being.....

---

Add your own Adorations:

---

---

---

## **CONFESSION:**

God, we confess that we are all sinners. We have hard hearts that are slow to believe, love and obey You. We need Jesus to save us!

God, we have sinned against You....

---

Add your own Confessions:

---

---

## **THANKSGIVING:**

Thank You for sending Your Holy Spirit to work inside us that we can know You, love You and live for You. You give us what we need, but could never get on our own.

God, we thank You for...

Add your own Thanksgivings:

---

---

---

## **SUPPLICATION:**

God, send the Holy Spirit to work in our hearts. Give us faith as we hear Your Word, the Bible. Help us to turn away from our sins and trust in Jesus as our Savior. Make us new creations! Give us the new birth! We want to know You and live for You!

God, we need Your help...

Add your own Supplication:

---

---

---

---

---

---

## **SNEAKY SNACK**

Can you figure out how this snack ties in with our case?

---

### **Snack: On the Road with Scaly Eyes**

Graham cracker "road to Damascus" with Teddy Graham Saul and soldiers (use peanut butter or jam to secure them in a standing position). Also could make eyes with scales with Kiwi slice "eyes" each covered with a Ritz cracker "scale."

This is only a suggestion. Feel free to modify. Be mindful of allergy issues among your children!

**Case Tie-in:** As he and the soldiers headed to Damascus to arrest Christians, a heavenly light shone down around Paul. Jesus spoke to him and told him to stop hurting Him by hurting His people, the Christians. He blinded Paul's eyes and told him to go to Damascus to wait. Paul obeyed. He sat and prayed and waited. As he did this, the Holy Spirit was working in Paul's heart. At last he turned from his sins and trusted in Jesus as his Savior. God sent a Christian named Ananias to Paul. He prayed for Paul and Paul received the Holy Spirit in his heart. And, the scales fell off of Paul's eyes and he could see again.

---

## **SOUL FOOD**

Food for thought during snack time

---

1. What does the snack have to do with the story?

Choose a few questions from the other activity discussion sheets to talk about during this snack time.

2.

---

---

3.

---

---

4.

---

---

5.

---

---

6.

---

---

7.

---

---



Directions: Read and discuss Bible Truth, using a FEW of the questions. Play game. Feel free to modify the game to fit your children.

### **The Holy Spirit Brings Us to God**

Ever since Adam and Eve rebelled against God, each of us have been born with a spirit dead with sin. That means that on our own, none of us can know God or choose to live for Him, just like a dead person can't bring his body back to life.

But God can do what we cannot do. He can bring dead hearts to life, so that we can know Him and want to live for Him. He does this by sending His Holy Spirit to work in our hearts. As we hear God's Word, the Holy Spirit can help us see our sins and help us want to turn away from them. He gives us faith in God. Faith to trust that Jesus died on the cross for sinners and rose from the dead in victory. He gives us a new heart that can know God and want to live for Him.

Jesus called this being "born again, born of God." He calls this being born again because this change in heart is so radical that God actual makes us into a new creation--a brand-new person! He calls this being born of God, because this change comes from God. And with it, He makes us a part of His family forever.

We can ask God's Holy Spirit to work in our hearts like this. God delights to answer this prayer. He loves for sinners to ask Him to change them and make them into His people.

### **Understanding the Bible Truth**

1. Every since Adam and Eve rebelled against God, each of us has been born with a spirit that is what? *Dead with sin.*
2. What does it mean that our heart is dead with sin? *That on our own, none of us can ever know God or choose to live for Him, just like a dead person can't bring his body back to life.*
3. Who can bring dead hearts to life? *God can.*
4. When God brings a dead heart back to life, what can we do? *We can know God and want to live for Him.*
5. How does God bring a dead heart back to life? *By sending His Holy Spirit to work inside the hearts of sinners.*
6. What does the Holy Spirit do when He works in a sinner's heart? *The Holy Spirit helps them see their sins, be sorry for them and want to turn away from them. He gives them faith in God. He gives them new hearts that can know God and want to live for God.*
7. What does it mean to be born again, born of God? *For the Holy Spirit to work in a sinner's heart, making it new and alive to God.*
8. Whose family do we become part of when we are born again, born of God? *God's family. We become His people, His adopted children.*

### **Bible Verse Connection Question**

1. What does our Bible Truth have to do with our **Bible Verse: Titus 3:4-7**: "But when the goodness and loving kindness of God our Savior appeared, he saved us, not because of works done by us in righteousness, but according to his own mercy, by the washing of regeneration and renewal of the Holy Spirit, whom he poured out on us richly through Jesus Christ our Savior, so that being justified by his grace we might become heirs according to the hope of eternal life."?

*Our verse tells us that it is the Holy Spirit who gives God's people a new heart to know, love and obey God. God's people receive this gift of rebirth and new life because of what Jesus did on the cross to save them: He took the punishment for all their sins.*

### **Bible Truth Story Connection Questions**

1. How did God change Paul? *Jesus appeared to Paul and showed him that He really was the Son of God. He sent the Holy Spirit to work inside his heart, changing it from unbelief and hatred to faith and love for Jesus.*
2. How did the people know that something very amazing must have happened inside the heart of Paul? *Paul had been someone who did not believe in Jesus and wanted to kill Christians and was changed into someone who loved Jesus wanted to please Him and would even be willing to die for Him.*

**Life Application Questions**

1. How can we know that the Holy Spirit is working in our hearts? *If He helps us see our sins, be sorry for them and want to turn away from them. If our hearts want to please and love God.*
2. What can we ask God to have the Holy Spirit do in our hearts? *Help us to see our sins, be sorry for them, and turn away from them. Ask Him to help us to trust in Jesus as our Savior. Ask Him to cleanse our hearts and make us born again.*

**ACTS Questions**

1. What is something we can praise God for because of this Bible Truth?  
*Praise God for being the Changer of the hearts of sinful people.*
2. What are sins we can confess to God because of this Bible Truth?  
*Confess that our hard hearts are cold to God and slow to love Him and obey Him. We are dead in our sins on our own. We deserve God's punishment! We need a Savior! We need the Holy Spirit!*
3. What is something we can thank God for because of this Bible Truth?  
*Thank God for seeking out His people to make Himself known to them.*
4. What is something we can ask God for because of this Bible Truth? *We can ask God to send the Holy Spirit to work in our hearts that we would want to turn away from disobeying Him and trust in Jesus as our own Savior. We can ask Him to give us new birth, new life through the Holy Spirit working in us. We can ask Him to give us hearts to know, love and obey God.*

**The Gospel**

1. We all have hearts that are dead to God and rebellious against Him. What hope does He offer us? What is the gospel?  
*God is the good Creator and King of the world. He made people to worship Him and live by His good laws. But we are all sinners who have rebelled against Him. We all deserve death--God's just, eternal punishment for our sins. How terrible! But God has good news for us. In His great mercy, God sent His Son Jesus to earth to save sinners. Yes, Jesus, the perfect Son of God, left His home in heaven and became a man. He lived the perfect life that pleases God. (He's the only one who has ever done that!) He offered it up to God His Father as the perfect sacrifice for sins when He suffered and died on the cross. Then, on the third day, Jesus rose from the dead in victory. He had fully paid for the sins of God's people, so they wouldn't have to! Now all who turn away from their sins and trust in Jesus as their Savior will receive forgiveness of sins and eternal life with God. They will be His very own special people who will know Him and enjoy Him forever. We can be God's people, too, if we turn from our sins and trust in Jesus as our own Savior.*

## Game: Beanbag Grand March

### Materials

Small bowl or bag  
1 Bean Bag per child  
CD and CD player  
Bible Truth Questions

### Preparing the Game

1. Choose 20+ questions for your game from the Bible Truth Discussion Questions, or make up your own.
2. Write the Bible Truth questions on small thin strips of paper (or make a photocopy of the Bible Truth Discussion Questions and simply cut them into strips) and put them in the bag/bowl.

### Playing the Game

Have the children form partners, then form a big double circle. Give each child a bean bag. Have them balance them on their heads. Tell the children that you will start the music and tell the children to move however you command them to move, such as march, walk, skip, tip toes, big knee bends, pat head, fly like a bird, etc. (BUT NOT RUN!!!) and try not to let their bean bag fall off their heads. When/if the bean bag falls off, a team is to sit down. When the music stops, all of the seated children are asked a question. If they get the right answer, then everyone is released to the march again. If not, then they must wait until the next time a question is asked and answered correctly.

Game continues as number of questions, time, and attention span allow.

NOTE: Have the children who are "out" help make up actions for the other children to do, put them in charge of the music, etc. along with you. This will keep them happily occupied as they continue.

### Non-competitive Option

Let all the children whose beanbag fell join back into the march, even if the class misses the question. Add the missed question back into the bag for further review.

### Optional TAKING IT TO OTHERS Activity: Quiz Questions

Have the children choose a few of the questions from the game to ask the parents/other children during TAKING IT TO OTHERS time. Help pre-readers by whispering the question in their ear and letting them ask it aloud to the parents/other children. Make sure you read the Bible verse aloud before you ask your questions.

Directions:

1. Write words to song in large print before class.
2. Play the song for the children, helping them follow along on the song sheet.
3. Discuss the song, using a few questions from the discussion sheet. *Don't use them all!*
4. Introduce sign language for key words of your choice from sign language sheet for your song. Use as few or as many as you think the children can learn.
5. Sing and sign the song. Sign language as well as large format lyrics and sheet music are found in the PFI Unit Songbook or online.
6. If desired, play the Song Game.

**Optional TAKING IT TO OTHERS Activity: Presenting and Singing the Song**

1. Sing and sign the song, encouraging the watching children/parents to join in.
2. Ask the class some of the questions listed below. The Bible Truth Connection Question is particularly good to help them understand how the song ties in with the Bible Truth.

### Amazing Grace

#### Verse 1

Amazing grace, how sweet the sound,  
That saved a wretch like me.  
I once was lost, but now am found.  
Was blind but now I see.

#### Verse 2

'Twas grace that taught my heart to fear,  
And grace my fears relieved;  
How precious did that grace appear  
The hour I first believed!

Listen to it on PFI ESV Songs 11, Tracks 13,14

1. What is grace? *Being treated with favor or given a gift that you could never deserve.*
2. What is a wretch? *A person who has done bad things and deserves nothing. A person who is bad trouble and can't get out of it.*
3. What was the wretch saved from? *From the punishment he deserved from God for the bad things he had done; and, from the trouble his sins had gotten him into.*
4. Who saved this wretch and how? *Jesus died on the cross to pay for his sins and the Holy Spirit worked in his heart that he might see his sins, turn from them and believe in Jesus.*
5. How is being a sinner like being "lost" and becoming one of God's people like being found? *All people were made to know and love God, yet they rebelled against Him and cut themselves off from Him. Now, unless God works in their hearts to help them believe in Jesus and receive forgiveness for sins, they will live their lives apart from God and His blessings, like someone lost out on their own away from their home. But, when someone does turn to God and believe in Jesus, they come to know God again and all the blessings that come with knowing Him. That is like being found and brought back to your wonderful home after being lost out on your own.*
6. What kind of "blindness" and "seeing" did the wretch have? *Spiritual blindness—not being able to know that you are a sinner or know God. Spiritual sight—being able to know that you are a sinner and able to know God.*
7. What three things did God in His grace "do" in the wretch's heart (verse 2)? *Made his heart to fear God's wrath against his sin; relieved his fears as he learned about Jesus' offer of forgiveness to those who believe in Him; and, worked in his heart that he would believe in Jesus as his Savior.*
8. How did God in His grace "do" these things in the wretch's heart? *By His Holy Spirit, working in his heart.*

### Bible Truth Connection Question

1. How does this song relate to our Bible Truth: **The Holy Spirit Brings Us to God?**

*All people would be lost in their sins and rebellion forever if it were not for God's work by the Holy Spirit in their hearts. By God's amazing grace, His free gift given to sinners, the Holy Spirit works in the hearts of God's people. He first gives them "sight" to make them aware of their sinfulness and to fear His judgment, then as they turn to Him, He relieves their fears by taking away their guilt the hour they believe. He cleans their hearts from sin and gives them love for God. Why does the Holy Spirit do this? Because Jesus died on the cross and paid for all their sins. God's people know the gift of the Holy Spirit working in their hearts all because of Him!*

**Story Connection Question**

1. How does this song relate to today's story? *Paul had hated Jesus and the Christians. He had done all he could to stop them from telling the good news of Jesus. He had even killed Christians! But on the way to Damascus, the Lord showed Paul His amazing grace. He appeared to Paul and worked in Paul's heart that he would see his sin and fear God's punishment. He also gave him a heart to believe in Jesus and know God's forgiveness for his sins. Paul was amazed that God would show him such grace! How precious it was to him, not just the hour he first believed in Jesus, but every day of his life. From then on, he did everything he could to tell others about salvation through Jesus.*

**Bible Connection Question**

1. What does this hymn have to do with our Bible Verse: **Titus 3:4-7**: "But when the goodness and loving kindness of God our Savior appeared, he saved us, not because of works done by us in righteousness, but according to his own mercy, by the washing of regeneration and renewal of the Holy Spirit, whom he poured out on us richly through Jesus Christ our Savior, so that being justified by his grace we might become heirs according to the hope of eternal life."?

*God, in His kind grace, sends His Holy Spirit to work in His people. He shows God's people that they are "wretches" before Him—they are sinners deserving His punishment. When they see they deserve His punishment it causes them to fear. Through His Word and others sharing the good news of Jesus with them, they hear how God sent His Son Jesus to take the punishment for the sins of all those who turn away from their sins and trust in Jesus as their own Savior. They are forgiven! They will not face God's punishment! This relieves their fears from the hour they believe. How amazing is God's grace given to them through Jesus' death on the cross...and given to them through the work of the Holy Spirit in their hearts.*

**Life Application Questions**

1. How can our lives be affected by the message of this song? *We thank God for His amazing grace shown to sinners and ask Him to send the Holy Spirit to work in our hearts that we might see our sins, turn from them and believe, like the person in this song.*

**ACTS Questions**

1. What is something we can praise God for from this hymn?

*Praise God for being the Giver of Amazing Grace, enough to save His sinful people.*

2. What are sins we can confess to God from this hymn? *We can confess that many times we are blind to our sins, not even seeing them. We need God's grace! We need a Savior!*

3. What is something we can thank God for from this hymn?

*We can thank God for showing His people their sins, helping them fear His punishment, and then forgiving their sins through Jesus. We can thank God for the gift of faith, given to His people, by His grace.*

4. What is something we can ask God for from this hymn?

*That God would work in our hearts that we might see our sins, turn from them and trust Jesus as our Savior*

**Gospel Question**

1. What is the good news of Jesus that can relieve our fear of God's punishment? What is the gospel?

*God is the good Creator and King of the world. He made people to worship Him and live by His good laws. But we are all sinners who've rebelled against Him. We all deserve death--God's just, eternal punishment for our sins. How terrible! But God has good news for us. In His great mercy, God sent His Son, Jesus to earth as a man to save sinners. He lived the perfect life that pleases God. (He's the only one who's ever done that!) He offered it up to God His Father as the perfect sacrifice for sins when He suffered and died on the cross. Then, on the third day, Jesus rose from the dead in victory. He had fully paid for the sins of God's people, so they wouldn't have to! Now all who turn away from their sins and trust in Jesus as their Savior will receive forgiveness of sins and eternal life with God. They will be His very own special people who will know Him and enjoy Him forever. We can be God's people, too, if we turn from our sins and trust in Jesus as our own Savior.*

## **Song Game: Sign It, Say It, What Does It Mean?**

### **Materials**

Sign Language signs used in song, particularly choose words with important meanings you want the children to learn, such as "grace", "redeem", etc.

Bag or bowl

### **Preparing the Game**

1. Cut out signs and put in bowl.

### **Playing the Game**

1. Practice the song and signs until the children know them well. Then put all the signs we've learned in this bag/ bowl and mix them up.
2. Ask one of the children to choose a sign, but not show it to anyone...but you, if they need some help.
3. Ask the child to do the sign for the rest of the children and see if the other children can guess which one it is. Do the sign with the child, if desired.
4. When the children guess the sign, ask them the meaning of the word. If no one guesses the sign, put it back in the bowl to be picked again.
5. Choose another child to pick a new sign from the bag and continue.

NOTE: You might want to sing the song after you do each word or couple of words.

Game continues as number of questions, time, and attention span allow.

choose a FEW questions for discussion, then choose the game and/or music activity

**Meditation Version: Titus 3:4-7**

"But when the goodness and loving kindness of God our Savior appeared, he saved us, not because of works done by us in righteousness, but according to his own mercy, by the washing of regeneration and renewal of the Holy Spirit, whom he poured out on us richly through Jesus Christ our Savior, so that being justified by his grace we might become heirs according to the hope of eternal life."

**Alternate Memory/Games Version: Titus 3:5**

"...He saved us, not because of works done by us in righteousness, but according to his own mercy, by the washing of regeneration and renewal of the Holy Spirit."

**Understanding the Bible Verse**

1. Who was the goodness and loving kindness of God our Savior who appeared and saved God's people? Jesus.
2. Why is goodness and loving kindness of God a good way to describe Jesus? Jesus lived a perfectly good life. In His great loving kindness, He chose to rescue sinners from their biggest problem that they could never rescue themselves from--their sin and the punishment of death they deserve because of sin. Jesus chose to come, suffer and die for the sins of God's people to save them. God used His perfect goodness to show us more loving kindness anyone has ever shown--and to people so undeserving!
3. Why did Jesus come to be our Savior? Because of His mercy, not because of righteous things we had done.
4. What are righteous things? Obeying God and His good laws.
5. Why did it have to be God's mercy, not our righteousness that Jesus came to save us? Because we are all sinners. We could never deserve such kindness from God because of what we do. We would have to be perfect to serve that.
6. Who is "us" that God saved? *God's people. All who turn from their sins and trust in Jesus to save them. That can be us, too, when we turn from our sins and trust in Jesus as our Savior.*
7. How did God save His people? *Through the washing of rebirth and renewal by the Holy Spirit He gave them through Jesus Christ, their Savior.*
8. What does "rebirth" mean? *To be born again, born of God.*
9. What does "renewal" mean? *To be made like new again.*
10. Who gives rebirth? Who renews them? *The Holy Spirit.*
11. What part of us is born again, is renewed by the Holy Spirit? *Our spirits, our hearts.*
12. How is being born again and being renewed by the Holy Spirit like being washed? *Our spirits are "dirty" with sin. The Holy Spirit makes them like new, just like washing dirty clothes takes away the dirty and makes them look like new.*
13. Why did it have to be through Jesus that God could give His People the Holy Spirit? *No sinner can have the Holy Spirit live inside him unless his sins have been paid for. Jesus offered His life up as the payment for the sins of His people, since they could never pay for them, themselves. So it is only through Jesus' death for us that we could ever be made right to receive the Holy Spirit to work in our hearts.*

**Bible Truth Connection Question**

1. What does this verse have to do with the **Bible Truth: The Holy Spirit Brings Us to God?**  
*God's people receive this gift of rebirth and new life through the Holy Spirit because of what Jesus did on the cross to save them: He took the punishment for all their sins. The Holy Spirit works inside the hearts of sinners so that they can see their sins, be sorry for them and want to turn away from them. He gives them faith in God. He gives them new hearts that want to please and love God.*

**Bible Truth Story Connection Questions**

1. How did God change Paul? *Jesus appeared to Paul and showed him that He really was the Son of God. He sent the Holy Spirit to work inside his heart, changing it from unbelief and hatred to faith and love for Jesus.*
2. How did the people know that something very amazing must have happened inside the heart of Paul?  
*Paul had been someone who did not believe in Jesus and wanted to kill Christians and was changed into someone who loved Jesus wanted to please Him and would even be willing to die for Him.*

**Life Application Questions**

1. What should we do if we want the Holy Spirit to wash and renew our hearts? *Turn from our sins and believe in Jesus as our Savior.*

**ACTS Questions**

1. What is something we can praise God for from this Bible Verse?

*Praise God for being the Giver of the Holy Spirit to His People to give them new birth and new life in Him.*

2. What are sins we can confess to God from this Bible Verse? *That we have all turned away from God. None of us love God on our own and obey Him. We deserve God's punishment! We need a Savior! We need the Holy Spirit!*

3. What is something we can thank God for from this Bible Verse? *We can thank God for sending Jesus to die for His people's sins, that they could be given new birth and new life through the Holy Spirit.*

4. What is something we can ask God for from this Bible Verse? *We can ask God to work in our hearts that we would want to turn away from disobeying Him and trust in this wonderful Jesus as our own Savior. We can ask Him to give us new birth and new life through the Holy Spirit. We can ask Him to give us hearts that know and love God.*

**The Gospel**

1. What is the good news of Jesus that the Holy Spirit helps us believe? What is the gospel?

*God is the good Creator and King of the world. He made people to worship Him and live by His good laws. But we are all sinners who have rebelled against Him. We all deserve death--God's just, eternal punishment for our sins. How terrible! But God has good news for us. In His great mercy, God sent His Son Jesus to earth to save sinners. Yes, Jesus, the perfect Son of God, left His home in heaven and became a man. He lived the perfect life that pleases God. (He's the only one who has ever done that!) He offered it up to God His Father as the perfect sacrifice for sins when He suffered and died on the cross. Then, on the third day, Jesus rose from the dead in victory. He had fully paid for the sins of God's people, so they wouldn't have to! Now all who turn away from their sins and trust in Jesus as their Savior will receive forgiveness of sins and eternal life with God. They will be His very own special people who will know Him and enjoy Him forever. We can be God's people, too, if we turn from our sins and trust in Jesus as our own Savior.*



## Game: Balloon Find

### Materials

Bible verse written up in large print so that all can see  
 2 large pieces of paper or poster board  
 Paper, pencil, permanent marker  
 Balloons, at least one per child and up to one per word of verse per team.  
 2 Baskets or garbage bags  
 Masking Tape

### Preparing the Game

1. Make copy of the verse per team and cut it apart into as many parts as there are balloons per team. Number these verse pieces in order. Make a sign per team of the verse. If you have a lot of non- or early readers, write the verse in easy to read print, numbering each word/section that correspond to the sections on the cut-up version of the verse. If your children are all proficient readers, do not write the verse on the poster board, but simply draw lines and number them 1-10, corresponding to the 10 verse pieces. Write down and cut out the numbers used on the verse pieces and put in a little bag or jar. Designate particular colors /shapes of balloons for each team. You can choose to have only one color per team (i.e., Team 1 has only blue balloons); Team 2 has only red ones) or multiple colors/shapes per team (i.e., Team 1 has orange and blue balloons, Team 2 has red and blue balloons). Roll up the pieces of paper and insert each one into each of the balloons. Write the corresponding number on the outside of the balloon with the permanent marker. Make sure to have a complete set of the verse for each team. Store each set of balloons in baskets or garbage bags until game time. Make a circle of masking tape: one larger one in the middle, where all the balloons will be released. Make two starting lines, one for each team.

### Learning the Verse

Some or all of your children may be non- or early readers. Teach the verse in sections, having them say it after you. Repeat a few times. Add clapping or other movement as they say it.

### Directions

1. If desired, lead the children in a discussion of a **FEW** of the most important questions before beginning game.  
 2. Explain the game to them as follows:  
 Split the children into two teams and have them stand/sit in line. Tell them that all the words to the Bible verse are inside of the balloons. Let them know what color balloons their team will be looking for. Release all the balloons into the middle circle. Say the verse together as a group. Draw a number out of the bag and tell it the group. Then, at your word, let the first child in each team go find the correctly numbered balloon from the pile of balloons. They will each bring back their balloon and sit on it to pop it (or let you or someone else pop it. Remove the piece of verse and put them in a pile. Everyone one then says the verse again, the teacher pulls another number out and the next two children go to find the new number. Continue until all the numbers are found. Have each team stick their verse pieces up on their poster board, then say the verse together. If working with less confident readers, point out to them that they can use the sign you made and the numbers in the verse pieces as hints to help them line it up properly. The team then says the verse together. The first team to do so, wins. The first team who does, wins.

**Non-competitive Option:** Have the teams add each piece of verse to their poster board as it is retrieved from the balloon. At the end, have everyone say the verse together again.

### Optional **TAKING IT TO OTHERS** Activity: Quiz Questions

Have the children choose a few of the questions from the game to ask the parents/other children during **TAKING IT TO OTHERS** time. Help pre-readers by whispering the question in their ear and letting them ask it aloud to the parents/other children. Make sure you read the Bible verse aloud before you ask your questions.

Directions:

1. Write words to song in large print before class.
2. Play the song for the children, helping them follow along on the song sheet.
3. Discuss the song, using a few questions from the discussion sheet. *Don't use them all!*
4. Introduce sign language for key words of your choice from sign language sheet for your song. Use as few or as many as you think the children can learn.
5. Sing and sign the song. Sign language as well as large format lyrics and sheet music are found in the PFI Unit Songbook or online.
6. If desired, play the Song Game.

**Optional TAKING IT TO OTHERS Activity: Presenting and Singing the Song**

1. Sing and sign the song, encouraging the watching children/parents to join in.
2. Ask the class some of the questions listed below. The Bible Truth Connection Question is particularly good to help them understand how the song ties in with the Bible Truth.

### He Saved Us

He saved us, he saved us,  
By regeneration  
And renewal of the Spirit.  
He saved us, he saved us,  
By the Holy Spirit.  
The Holy Spirit whom he poured out,  
On us richly,  
Through Jesus Christ our Lord,  
The Holy Spirit whom he poured out,  
On us, through Jesus Christ.  
Titus Three, verse five through seven.

**Listen to it on PFI ESV Songs 11, Track 15**

## Song Game: Pass the Secret Sign

### Materials

Sign Language signs used in song, particularly choose words with important meanings you want the children to learn, such as "grace", "redeem", etc.

Bag or bowl

Blindfold

### Preparing the Game

1. Cut out signs and put in bowl.

### Playing the Game

1. Practice the song and signs until the children know them well.
2. Have all the children stand in a tight circle, except one, "It," who will stand in the middle of the circle, blindfolded.
3. Have the children in the circle to put their hands behind their backs. Choose a sign from the bag and hand to a child in the circle, still keeping hands behind their backs, not looking at the sign.
4. When "It" says "Pass the Secret Sign", the children will begin to pass the sign around behind their backs.
5. When "It" says "Stop the Passing!" the child who has the sign freezes with the sign behind his back.
6. The child with the sign brings it around and looks at it. You can help the child practice the sign.
7. Then take the blindfold off of "It", watch the child with the card do the sign, then have "It" guess the name of the sign. (If desired, "It" can ask another child in the circle for help with their guess.)
8. The holder of the sign then becomes "It." Sing the song with all the signs, then repeat.

Directions: Read and discuss Bible Truth, using a FEW of the questions. Play game. Feel free to modify the game to fit your children.

### General Story Questions

1. Why was Saul arresting Christians in Jerusalem? *Because he believed they were worshiping a fake Messiah.*
2. What did Saul do with the Christians after arresting them? *Drag them off to jail.*
3. What did the Christians decide to do to avoid being put in jail? *To flee Jerusalem.*
4. Where did the Christians go when they left Jerusalem? *Into Judea, Samaria and beyond.*
5. What did the Christians do when they went to other cities that made Saul so mad? *They were telling people there about Jesus. People were hearing the good news of salvation through Jesus and were being saved. This was the last thing Saul wanted!*
6. Why was Saul especially worried about the Christians going to Damascus? *Damascus was a big center for trade with many other parts of the world. If the Christians went to Damascus and told people about Jesus there, Christianity might spread rapidly to other parts of the world.*
7. What did Saul ask the high priest for? *Orders to arrest the Christians in Damascus, bring them back to Jerusalem and put in prison.*
8. What did Saul want to do when he got to Damascus? *Arrest the Christians to keep the worship of the LORD pure (not have Jews believe in Jesus as the Messiah and Savior.)*
9. What did Jesus say to Saul when He appeared to him? *Saul, why do you persecute Me? He told Saul to go to Damascus and He would tell Saul what he was to do next.*
10. Why did Saul have to be led to Damascus? *The Lord made him blind.*
11. What did the Lord say to Saul? *"Saul, why do you persecute Me?"*
12. How was Saul persecuting Jesus? *By harming Christians and by making it difficult to tell others how they could be saved by believing in Him.*
13. What did Saul do the first three days he was in Damascus? *He stayed in Judas' house for three days, praying, but not eating or drinking.*
14. What did the Lord tell Ananias to do? *Go to the house of Judas and lay hands on Saul to restore his sight.*
15. Why was Ananias scared to go to see Saul? *Because Saul was known for his terrible persecution of the Christians. He was afraid that Saul would arrest him, too. It was hard for him to believe that Saul was really a changed man, a believer in Jesus.*
16. What did Ananias do to Saul? *He laid hands on him and something like scales fell off of Saul's eyes. He could see again. Saul was then filled with the Holy Spirit and Ananias baptized him.*
17. How did the Holy Spirit work in Saul's heart? *He showed him his sins—especially against the Christians, gave him faith to believe that Jesus really was the Messiah cleansed his heart and filled it with true love for God.*
18. Why did Saul call himself the chief of sinners? *Chief of sinners means the worst of sinners. He thought he was one of the worst sinners because he actually hated Jesus and helped to have killed and arrested His followers, God's people.*

### Bible Truth Connection Questions

1. What does this story have to do with our Bible Truth: The Holy Spirit Brings Us to God? *The Lord showed Himself to Saul, and by the Holy Spirit, worked in his heart that he would turn from his hateful, sinful ways and believe in Jesus as His Savior.*

### Bible Verse Connection Question

1. What does the story have to do with our Bible Verse: **Titus 3:4-7**: "But when the kindness and love of God our Savior appeared, he saved us, not because of righteous things we had done, but because of his mercy. He saved us through the washing of rebirth and renewal by the Holy Spirit, whom he poured out on us generously through Jesus Christ our Savior, so that, having been justified by his grace, we might become heirs having the hope of eternal life.?"

*Ananias and the other Christians in Damascus could see that the Holy Spirit had washed Paul's heart and that he was born again, through faith in Jesus Christ. Now Saul believed that Jesus was the real Messiah. No longer did he want to kill Christians. Now he wanted to tell others about Jesus. He was even willing to die to tell others about Him.*

**Life Application Questions**

1. How are we like Saul? *We are sinners who have rebelled against God.*
2. Like Saul, we have heard the good news of Jesus. What must we do to be saved? *Turn away from our sins and trust in Jesus as our Savior.*
3. Is anyone too sinful to be saved by God? *No! All who turn away from their sins and trust in Jesus will receive God's forgiveness of sins and eternal life!*

**ACTS Questions**

1. What is something we can praise God for being that we learned in our story?  
*Praise God for being so merciful to sinful people, even terrible sinners who hate Him and His people.*
2. What is something we can confess as sin that we learned in our story?  
*Confess that like Saul, we are sinners who have all chosen to rebel God. We do not deserve God's forgiveness, but we need it!*
3. What is something we can thank God for that we learned in our story?  
*We can thank God for loving sinners, even those they choose to not love Him. We can thank Him for seeking them out, working in their hearts by His Holy Spirit and giving them the gift of repentance of sins and faith in Jesus.*
4. What is something we can ask God for that we learned in our story?  
*We can ask God to work in our hearts, helping us to turn away from our sins and trust Jesus as our own Savior. We can ask Him to fill us with His Holy Spirit and change us into people who know and love Him.*

**The Gospel**

1. What is the good news of Jesus that Saul came to believe? What is the gospel?  
*God is the good Creator and King of the world. He made people to worship Him and live by His good laws. But we are all sinners who have rebelled against Him. We all deserve death--God's just, eternal punishment for our sins. How terrible! But God has good news for us. In His great mercy, God sent His Son Jesus to earth to save sinners. Yes, Jesus, the perfect Son of God, left His home in heaven and became a man. He lived the perfect life that pleases God. (He's the only one who has ever done that!) He offered it up to God His Father as the perfect sacrifice for sins when He suffered and died on the cross. Then, on the third day, Jesus rose from the dead in victory. He had fully paid for the sins of God's people, so they wouldn't have to! Now all who turn away from their sins and trust in Jesus as their Savior will receive forgiveness of sins and eternal life with God. They will be His very own special people who will know Him and enjoy Him forever. We can be God's people, too, if we turn from our sins and trust in Jesus as our own Savior.*

## Game: The Answer's in the Tent

### Materials

Various props, objects, costumes, or even pictures from the story, enough for one idea per child at least.  
 A small pup tent or blanket and chairs made into a tent  
 Paper and pencil/pen to write down questions  
 Jar or bag

### Preparing the Game

1. Make a list of main characters, objects, elements from the story. For example in the story of Jesus being tempted in the wilderness you could have rocks, bread, blocks (like from the Temple), a globe, a red robe/shirt, etc. (for Satan), white robe for angels who came to comfort Jesus at the end, a Bible (the word of God that Jesus used to refute Satan), a picture of a desert or the sun, the number 40 (for 40 days and nights without food). The Plan-a-Play story sheet is a good source of ideas. If desired, you can write different point values--such as 5, 10, 25 points-- on questions, depending upon how hard they are. Place these objects in the tent.
2. Make up questions that have these props as their answers, such as: What did Satan tempt Jesus to turn the rocks into when He was so hungry? (bread)
3. Place the questions in a jar or bag.

### Playing the Game

Have the children sit down in lines of equal teams. Tell them that in the tent are answers to the questions that you have folded up in the bag. They will take turns listening to a question and having the first person in line go into the tent and find the prop/costume piece/etc. that answers the question. If a team doesn't get the right prop, then the first person from the other team gets to go up and see if they can find it for a point.

Continue until all have had a chance to play or all questions have been answered. Tally points. Repeat game as time and attention spans allow.

### Non-competitive Option

Don't put points on the questions. Don't split into teams, but instead sit in a circle around the tent. Have the children take turns going into the tent to retrieve the prop that fits the answer to the question.

### Optional TAKING IT TO OTHERS Activity: Quiz Questions

Have the children choose a few of the questions from the game to ask the parents/other children during TAKING IT TO OTHERS time. Help pre-readers by whispering the question in their ear and letting them ask it aloud to the parents/other children.

**CASE REPLAY ACTIVITIES**

Use this guide to review the Case Story and act it out for others to enjoy!

**CASE REPLAY, JR: YOUNGEST CHILDREN**

**Description:** The children will act out the story together, everyone doing the same action/sound effect at the same time. This activity is most suitable for kindergarteners.

**Materials**

The Case RePlay, Jr. script for younger children

**Preparation**

1. Read through the script and write in the blanks along the side possible actions/sound effects the children could do to act it out.

**Instructions**

1. Tell the children that they will be re-enacting the story together as you tell it.
2. As you read the script, lead the children in actions/sound effects to do with you.
3. If desired, you can read the script and stop at certain sentences and ask them what a good action/sound effect would be to act out what you just read.
4. Repeat the re-enactment one or two times more.

**CASE REPLAY, SR: OLDER CHILDREN**

**Description:** The children act out the story as a three-scene play. You will narrate it using the Case RePlay, Sr. script and they will act it out (no spoken words, for the most part), with each child assuming a different character's role. This activity is most suitable for first grade and up. You will review the story, then practice it a few times before performing it for others.

**Materials**

The Case RePlay, Sr. script

White board or other large format paper (if using a word bank)

Costumes and props

**Preparation**

1. Prepare for the play by choosing costumes and props for each character in the story. Decorate the area with any scenery props.
2. Write the words "Beginning," "Middle," "End" on a large piece of paper/whiteboard with plenty of space under each heading. You will use this paper to help the children think about the story as a three-scene play, as it is presented in the script.

**Instructions**

1. Tell the children that they will get to act out the story as a three-scene play, with a beginning, middle and end section. Tell them that before they can act it out, they need to think it out. as you narrate it with your script.
2. Take the children's answers as they recount the story, helping them put key incidents in the right order.
3. If desired, when they have filled in their Beginning, Middle, End, read through your whole (real) script, so they hear exactly what you will have them act out.
4. Then tell the children that it's time to practice acting out the story.
5. Assign parts to each child. If you are using costumes, do NOT give them out at this point. They will be a distraction.
6. Have all the children sit on the floor or in chairs on one side of the "stage," then call the characters up in place as their part in the story comes.
7. As you read the script, guide the children in where you want them to move or do to act it out.
8. After going through the whole script once, give out any costumes and props and act out the script once or twice more.

**Optional TAKING IT TO OTHERS Activity: Re-enacting the Story**

Read the script as the children act out together (younger) or assuming different roles (older) as the other children or the parents watch.

**CASE REPLAY, JR--YOUNGER KIDS (KINDERGARTEN) P.2**

Welcome to our play! The name of our story is: The Case of the Surprising Sky.

This story takes place in Jerusalem, in New Testament times, only a few years after Jesus rose from the dead and went back up to heaven.

And now we present: "The Case of the Surprising Sky."

**Scene 1:**

Saul goes through Jerusalem, raiding the houses of Christians and dragging them away to jail. He believes that Jesus is a fake Messiah. He hates all who follow Him. Almost of the Christians in Jerusalem, except Jesus' original disciples, run away to other cities to escape Saul and the raids. As the Christians settle in these new cities, they tell others about Jesus and some of these people become Christians, too. Saul tells the high priest Caiaphas about the spread of believers in Jesus and asks to go to Damascus to arrest Christians there for telling Jews about Jesus. The high priest agrees to Saul's request.

**Actions:**

---

---

---

---

---

---

---

---

**Scene 2:**

Saul travels with some men to Damascus. When he is almost there, a bright, heavenly light suddenly shines down on Paul. Jesus speaks to Saul and tells him to stop persecuting Him (and His people.) Saul is struck blind. Saul is led into Damascus and taken to Judas' house. For three days he does not eat or drink, but only prays. The Lord spoke to a Damascus believer named Ananias in a vision and told him to go to Saul.

---

---

---

---

---

---

---

---

**Scene 3**

Ananias finds Saul, lays hands on him for his eyesight to be restored. He prays that the Holy Spirit will fill him. Saul's eyesight is restored, he is filled with the Holy Spirit and is baptized. Saul begins to preach in the synagogues that Jesus is the real Messiah. The Jews are shocked that the man who had persecuted Christians, now had become one.

---

---

---

---

---

---

---

---

**Bible Truth Tie-In:** The Bible Truth we are learning is: **The Holy Spirit Brings Us to God.** The Lord showed Himself to Saul and by the Holy Spirit worked in his heart that he would turn from his hateful, sinful ways and believe in Jesus.

## **CASE REPLAY, SR--OLDER KIDS (1ST GRADE AND UP) P.3**

:Welcome to our play! The name of our story is: The Case of the Surprising Sky.

This story takes place in Jerusalem, in New Testament times, only a few years after Jesus rose from the dead and went back up to heaven.

The characters in our story are: Saul; the Jerusalem Christians; Soldiers; the high priest, Caiaphas; Ananias; Judas; Jesus; the people of Damascus; and, the Jewish leaders in Damascus.

And now we present: "The Case of the Surprising Sky."

### **Scene 1: (Beginning)**

Saul goes through Jerusalem, raiding the houses of Christians and dragging them away to jail. He believes that Jesus is a fake Messiah. He hates all who follow Him. Almost of the Christians in Jerusalem, except Jesus' original disciples, run away to other cities to escape Saul and the raids. As the Christians settle in these new cities, they tell others about Jesus and some of these people become Christians, too. Saul tells the high priest Caiaphas about the spread of believers in Jesus and asks to go to Damascus to arrest Christians there for telling Jews about Jesus. The high priest agrees to Saul's request.

### **Scene 2: (Middle)**

Saul travels with some men to Damascus. When he is almost there, a bright, heavenly light suddenly shines down on Paul. Jesus speaks to Saul and tells him to stop persecuting Him (and His people.) Saul is struck blind. Saul is led into Damascus and taken to Judas' house. For three days he does not eat or drink, but only prays. The Lord spoke to a Damascus believer named Ananias in a vision and told him to go to Saul.

### **Scene 3: (End)**

Ananias finds Saul, lays hands on him for his eyesight to be restored. He prays that the Holy Spirit will fill him. Saul's eyesight is restored, he is filled with the Holy Spirit and is baptized. Saul begins to preach in the synagogues that Jesus is the real Messiah. The Jews are shocked that the man who had persecuted Christians, now had become one.

**Bible Truth Tie-In:** The Bible Truth we are learning is: **The Holy Spirit Brings Us to God.** The Lord showed Himself to Saul and by the Holy Spirit worked in his heart that he would turn from his hateful, sinful ways and believe in Jesus.



## Scales Fall Off Saul's Blind Eyes

### Description

Children will make the head of Saul with blind eyes with scales that come off, using a gallon water/milk jug.

### Materials

Empty plastic gallon water/milk jug, one per child  
 White card stock  
 Sticky back (or regular) Felt or paper in brown, black, red  
 Craft glue  
 Markers  
 Paper fasteners, two per child  
 Something sharp to bore holes in the milk jugs  
 Scissors



### Preparing the Craft

1. Make one copies of Templates #1-6 out of paper or felt, as many as are specified on each template.
2. Turn the milk jug upside down with the handle facing you. The handle is the nose and eyebrows of the man, the eyes will be made in the space on either side of the handle. Bore a hole the size of a paper fastener directly above each eye hole. Use Template #1 as a guide to where this hole should go above the eye. This will be where the paper fastener goes that hold the scale piece in place. Use scissors to cut out a section from the back side of the jug, behind where the eyes will go. This will be used to get to the back of the paper fastener to secure in place. Leave the top part and sides intact, as they will be needed to glue the hair, etc. down securely.

### Making the Craft

1. Show the children your sample of the craft.
2. Have the children color the eyes of their man. Glue eyes in place.
3. Have the children glue the small brown felt/paper circles to the Mud Template (or can color them.)
4. Have the children punch the paper fastener through the hole in the Scales Template, then put the paper fastener through the hole above the eye. Fastener on back side of milk jug.
5. Have the children glue the hair, beard, moustache, lips, eyebrows onto their man.
6. Scales can be removed and eyes will appear as they pivot the scales to the side.

### Making the Craft

1. Show the sample of the craft you have made.
2. Have the children first make their flax bundles. This will allow them to dry while they work on their spies.  
 Flax Bundles: Spread a liberal amount of glue on the cardstock/toilet roll. Stick on the materials you chose to use for the flax. Set aside to dry.
3. Next, have the children make their spies.
  - a. Twist together two of the trash bag ties to make into one long one.
  - b. Twist the middle of this long trash tie (or one pipe cleaner) around the handle of the spoon, directly underneath the cup portion of the spoon. This will be the spy's arms.
  - c. Have the children decorate the spy's outfit using the markers.
  - d. Dress the spy by slipping the outfit over his head so that it rests on his pipe cleaner "shoulders."
  - e. Take the other twisty tie/pipe cleaner and twist around the middle of the spy as a belt.
  - f. Add eyes, hair, etc to the spy's face.
  - g. Stick the spy inside the flax bundle. You can push the spoon handle up and down to let his head pop out, if you want.

### Optional TAKING IT TO OTHERS Activity: Craft Presentation

If you are presenting the craft to other children or parents the children can hold up their crafts (or your model craft) and read their Bible Truth Connection answers to explain the importance of the craft.

**CASE CRAFT****Discussion Guide****Instructions:**

As the children are settled into making their craft, ask them these questions to help them understand the craft's significance. Use the answers provided to guide the children's answers.

**Discussion Questions**

1. Where was Saul when he heard Jesus speak to him? Where did he go afterwards? *On the road to Damascus. To Judas' house in Damascus.*
2. Who did the Lord send to Saul? To do what? *He sent Ananias to pray for him.*
3. What happened when Ananias prayed for Saul? *Saul was filled with the Holy Spirit. Scales fell off of his blind eyes and he could see again. The Lord saved him and healed his eyes.*
4. What is Bible Truth that we are learning? *The Holy Spirit Brings Us to God.*
5. What does our craft have to do with our Bible Truth: The Holy Spirit Brings Us to God. *Ananias had been scared of Saul, but when he saw that the Holy Spirit had filled Saul's heart and that the Lord had healed his blind eyes, then he knew that the Lord had changed Saul into one of His people.*
6. What can our craft help us remember? *God uses the Holy Spirit to change even the hardest hearts. Even hearts filled with hate for Him and His people.*

**TAKING IT TO OTHERS****Craft Presentation****Instructions:**

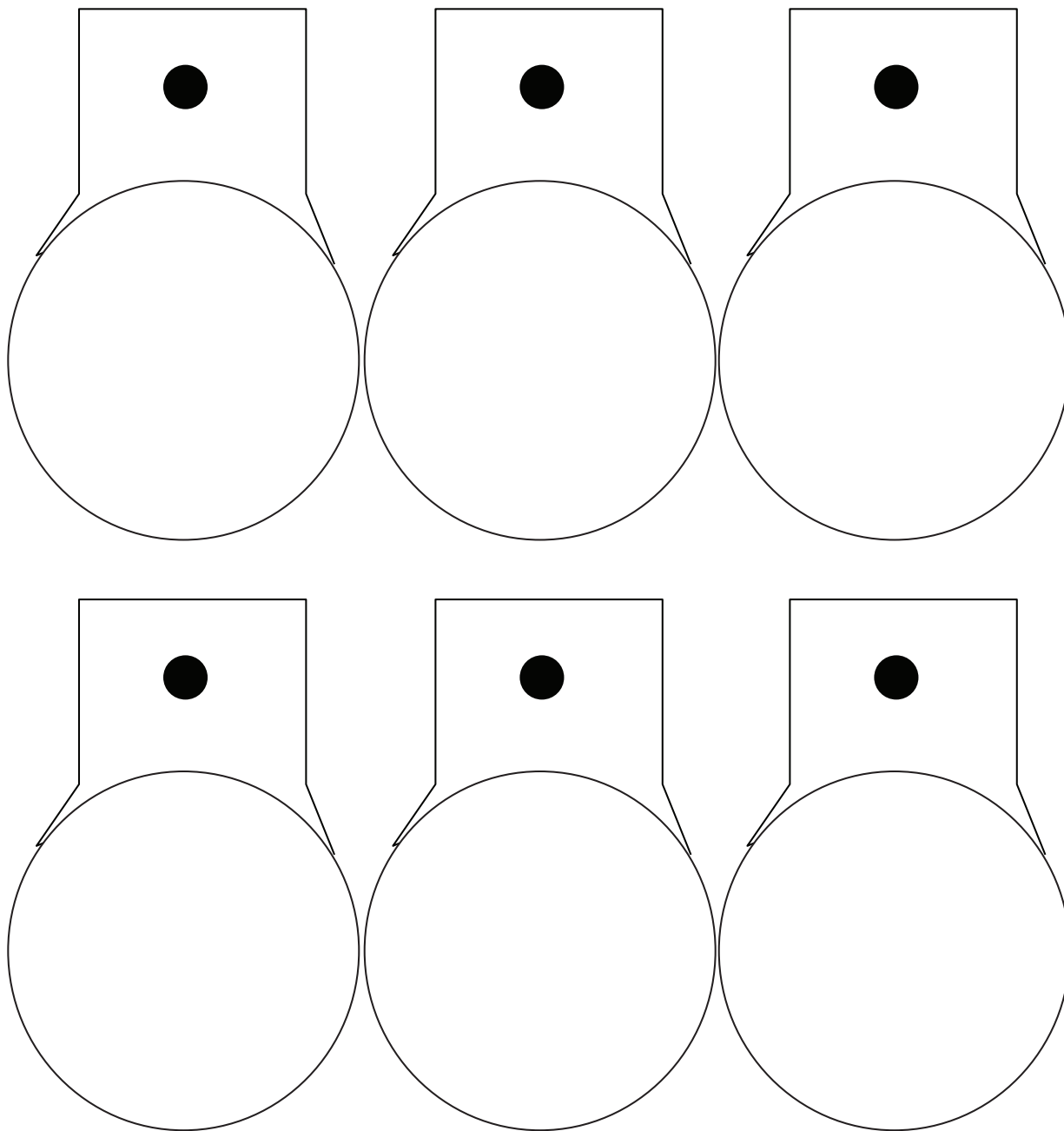
Have children hold up your model craft/their crafts. Choose five children (or you say) the five sections below to explain the craft's importance.




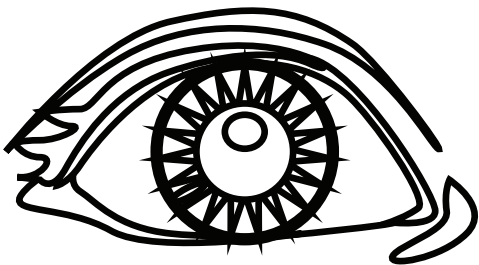
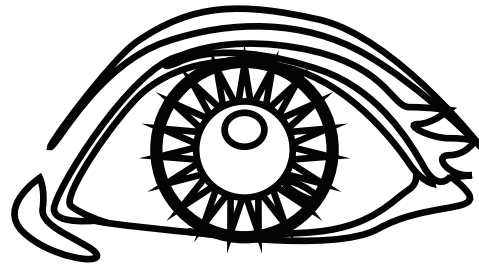
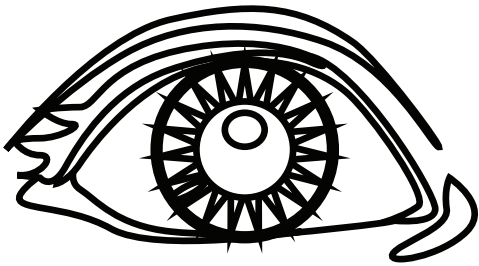

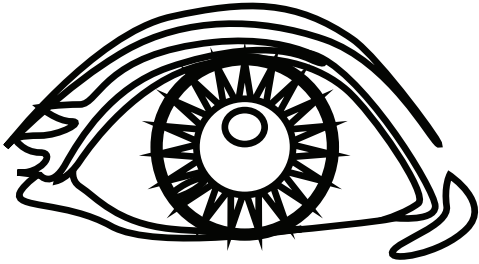

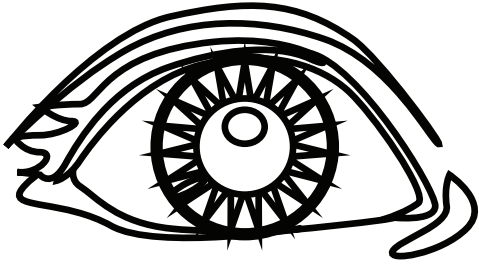


**Presentation:**

1. Our craft is: Scales Fall Off Saul's Blind Eyes.
2. At Judas' house in Damascus, Ananias prayed for Saul and Saul was filled with the Holy Spirit. Scales fell off of his blind eyes and he could see again. The Lord saved him and healed his eyes.
3. Our Bible Truth is: The Holy Spirit Brings Us to God.
4. Ananias had been scared of Saul, but when he saw that the Holy Spirit had filled Saul's heart and that the Lord had healed his blind eyes, then he knew that the Lord had changed Saul into one of His people.
5. Our craft can help us remember that God uses the Holy Spirit to change even the hardest hearts. Even hearts filled with hate for Him and His people.


Note: Even non-readers can participate in presenting the craft, if you will whisper what they are to say in their ear and let them say it aloud for the others to hear.

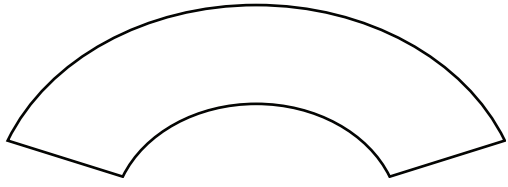
Craft Pattern #1  
Mud Coverings



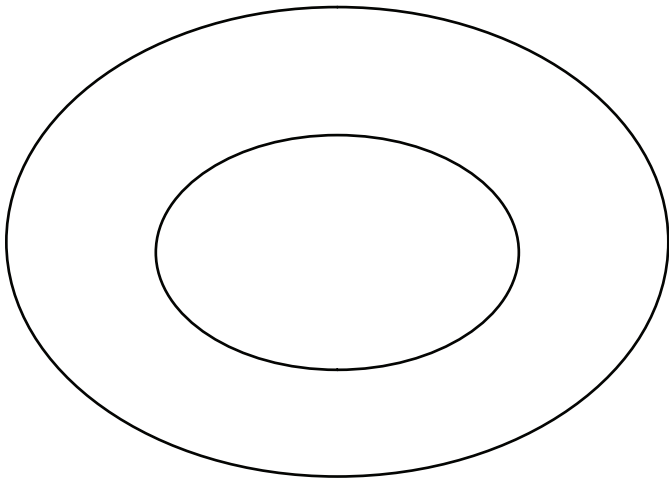


Craft Pattern #3  
Hair Template






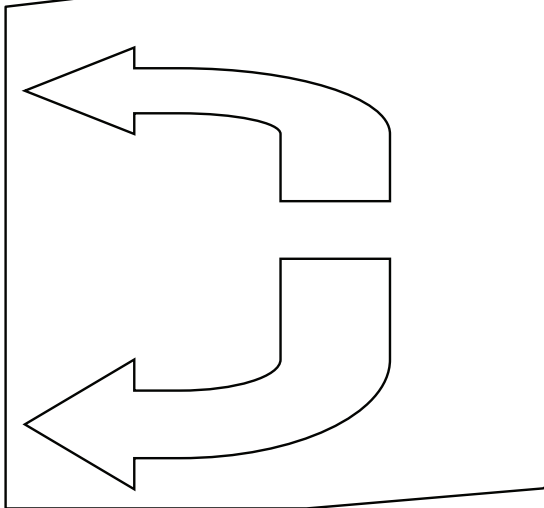
Craft Pattern #4 Eye brows



Craft Pattern #5 Mouth



Craft Pattern #6 Beard



**BEFORE CLASS:****1. PICK YOUR PERSON**

VIPPs can be anyone in your church! Typically, they fall into 6 categories: Church staff, Elders, Deacons/deaconesses, Special Volunteers (people who aren't paid, but spend a lot of time helping out in particular ways), Supported Workers (aka missionaries), and Church Members.

**2. GATHER YOUR FACTS**

Use the VIPP Information Sheet to write down the facts about your VIPP. The information on this worksheet is used in the VIPP activities, listed in the "Choose an Activity" section below.

**DURING THE ACTIVITY:****1. INTRODUCE YOUR VIPP**

Introduce your VIPP to the children, using the VIPP Information Sheet. Fill in a set of VIPP Clue Cards with the information for your VIPP. If desired, you can even have the actual person come into class for the children to meet.

Need help describing what someone does for the church in a kid-friendly way? Check out the list of common VIPPs on the Praise Factory website in the PFI resources. There are lots of kid-friendly descriptions for common VIPP's, such as pastors, elders, deacons and a lot more.

**2. PRAY!**

Lead the children in praying for the VIPP. Ask the children if they would like to pray for one of the VIPPs prayer requests. Even non-readers can pray for the VIPP if you whisper the prayer request in their ear, then let them say it aloud. Never force a child to pray!

**3. CHOOSE AN ACTIVITY**

There are two activities you can use to help the children learn about the VIPP:

**VIPP Clue Cards:** These are nine coloring sheets in which children fill in the nine things they learn about the VIPP from the VIPP Information Sheet. Photocopy a set of each child. Use as few or as many of these Clue Cards as you desire. They are found in the back of this book.

**VIPP Game:** This is a game that uses a set of Clue Cards for one or two VIPPs.

Choose a VIPP and fill in his/her information on the VIPP Information Sheet. Fill in a set of VIPP Clue Cards with the information for your VIPP. Tell the children about the VIPP, having them fill in the VIPP Clue Cards with the key facts as they learn them. Write any words the children need to write on a white-board or other piece of paper so they can see how to spell them. Help younger children write these words on their clue cards. Ideas for how to tell the children about many common VIPPs are listed at [praisefactory.org](http://praisefactory.org) with the resources for this Bible Truth.

**Optional TAKING IT TO OTHERS Activity: Introduce and Pray for the VIPP**

If you are presenting the VIPP to other children or parents you can assign children to hold up the 10 clue cards and say what each card tells about the VIPP. (Or, you can have the children hold them up as you tell what each one means.) Then lead the children in praying for the VIPP.

## Game: Stop and Go

### Materials

Information for one VIPP

2 Sets of Clue Cards

8 8.5" x 11" Manilla Envelopes

Ball

Blindfold

Bag

### Preparing the Game

1. Fill in one set of clue sheets for the VIPP you are using.
2. Tape the other (blank) set of Clue Cards to the outside of the manilla envelopes.
3. Put the filled-in clue cards in the corresponding envelope.
4. Put all the Clue Cards envelopes in a bag, except for the ones with the names and pictures of the VIPPs.

### Playing the Game

**Reveal:** Tell the children about the VIPP, showing them your filled-in clue cards as you tell about them.

**Review:** Have the children stand or sit in a circle. Choose one child to be the Caller. The Caller stands in the center of the circle, blindfolded. Hand the ball to a child in the circle. At the Caller's "Go" command, the ball is passed around the circle. It is passed around until the Caller says "Stop." Whoever has the ball when the Caller says stop chooses a Clue Card envelope. The child (or the teacher) tells the class the Clue Card category and asks them if they can remember the answer for the VIPP. The envelope is opened to see what the answer is. If the children get it right, the category is retired. If they get it wrong, it goes back into the pile of envelopes.



**VIPP INFORMATION SHEET**

**VIPP NAME:**

\_\_\_\_\_

**WHAT VIPP LOOKS LIKE**

Man or Woman? \_\_\_\_\_

Hair color? \_\_\_\_\_

Eye color? \_\_\_\_\_

**FAVORITE ANIMAL**

\_\_\_\_\_

\_\_\_\_\_

**FAVORITE FOOD**

\_\_\_\_\_

\_\_\_\_\_

**FAVORITE FREE TIME ACTIVITY**

\_\_\_\_\_

\_\_\_\_\_

**WHAT VIPP DOES DURING WEEK**

\_\_\_\_\_

\_\_\_\_\_

\_\_\_\_\_

\_\_\_\_\_

**VIPP GROUP OF SERVICE:**

Church Member

Deacon

Elder

Church Staff

Special Volunteer

Supported Worker  
(Missionary)

**3 WAYS VIPP SERVES CHURCH**

\_\_\_\_\_

\_\_\_\_\_

\_\_\_\_\_

\_\_\_\_\_

\_\_\_\_\_

\_\_\_\_\_

\_\_\_\_\_

\_\_\_\_\_

**3 WAYS TO PRAY FOR THE VIPP**

\_\_\_\_\_

\_\_\_\_\_

\_\_\_\_\_

\_\_\_\_\_

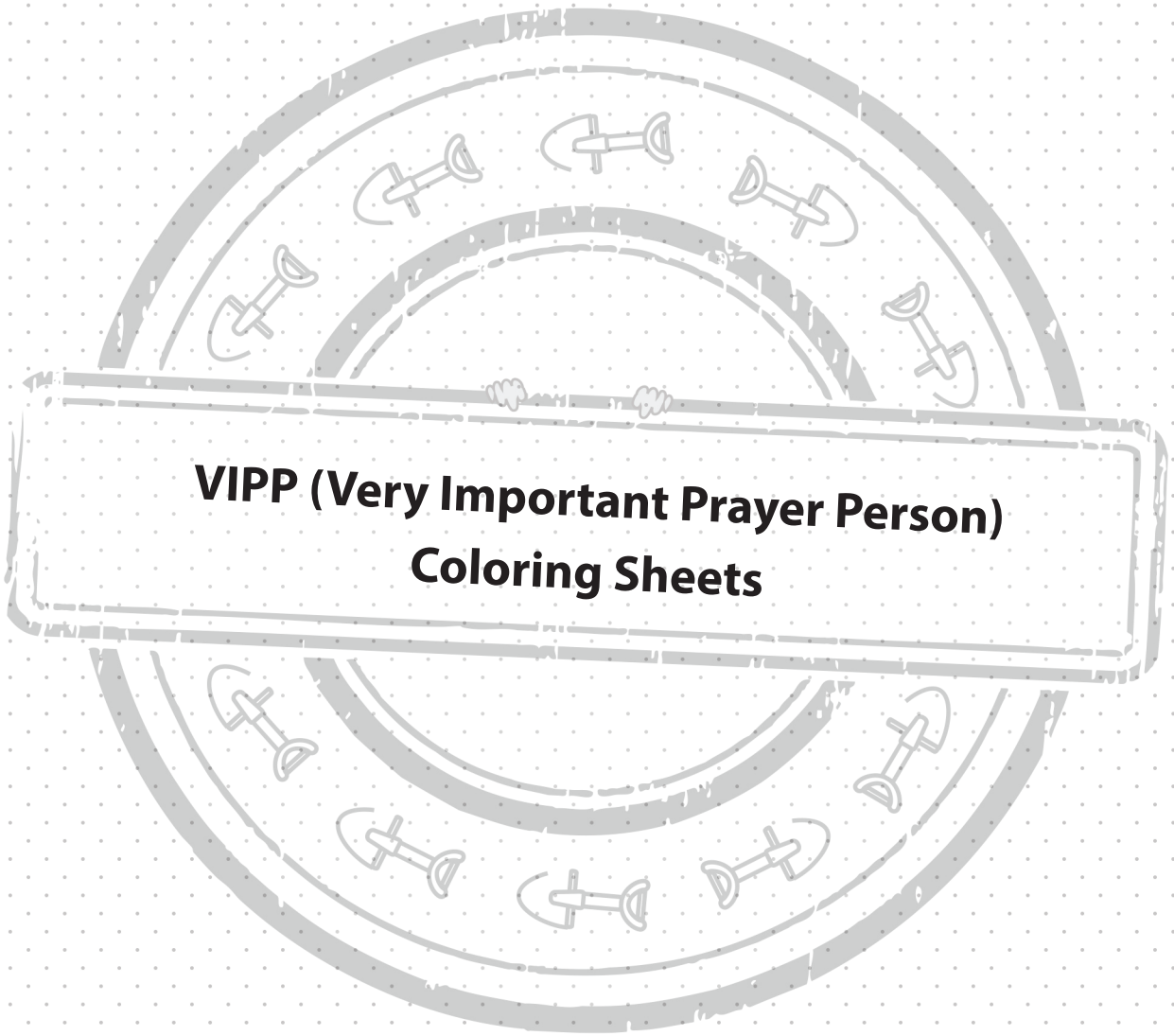
\_\_\_\_\_

\_\_\_\_\_

\_\_\_\_\_

\_\_\_\_\_





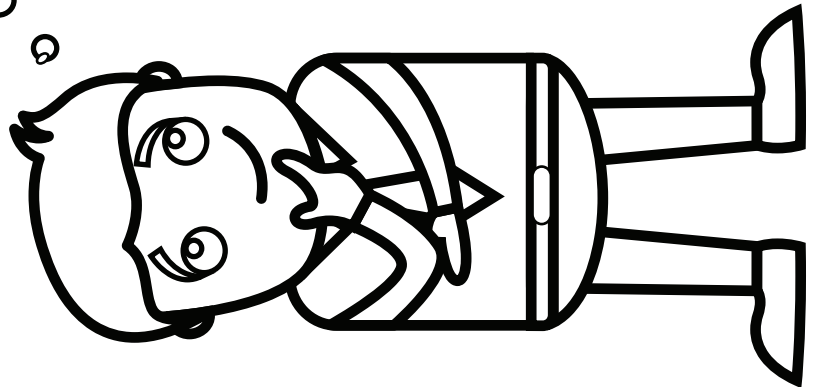




VIPP CLUE GUESS WHO

Can you guess who the  
Very Important Prayer Person  
is that we learned about and prayed for today?


Look at my clues  
and see if you know who it is!



# What VIPP group am I in? Circle the right group.



Church Staff




Special Volunteers



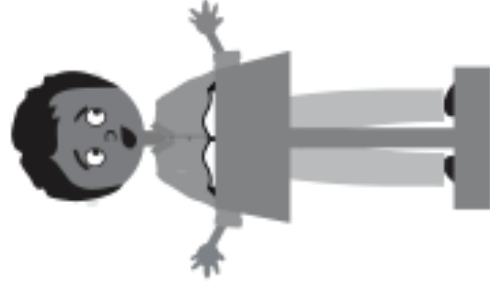
Supported Workers



Church Member



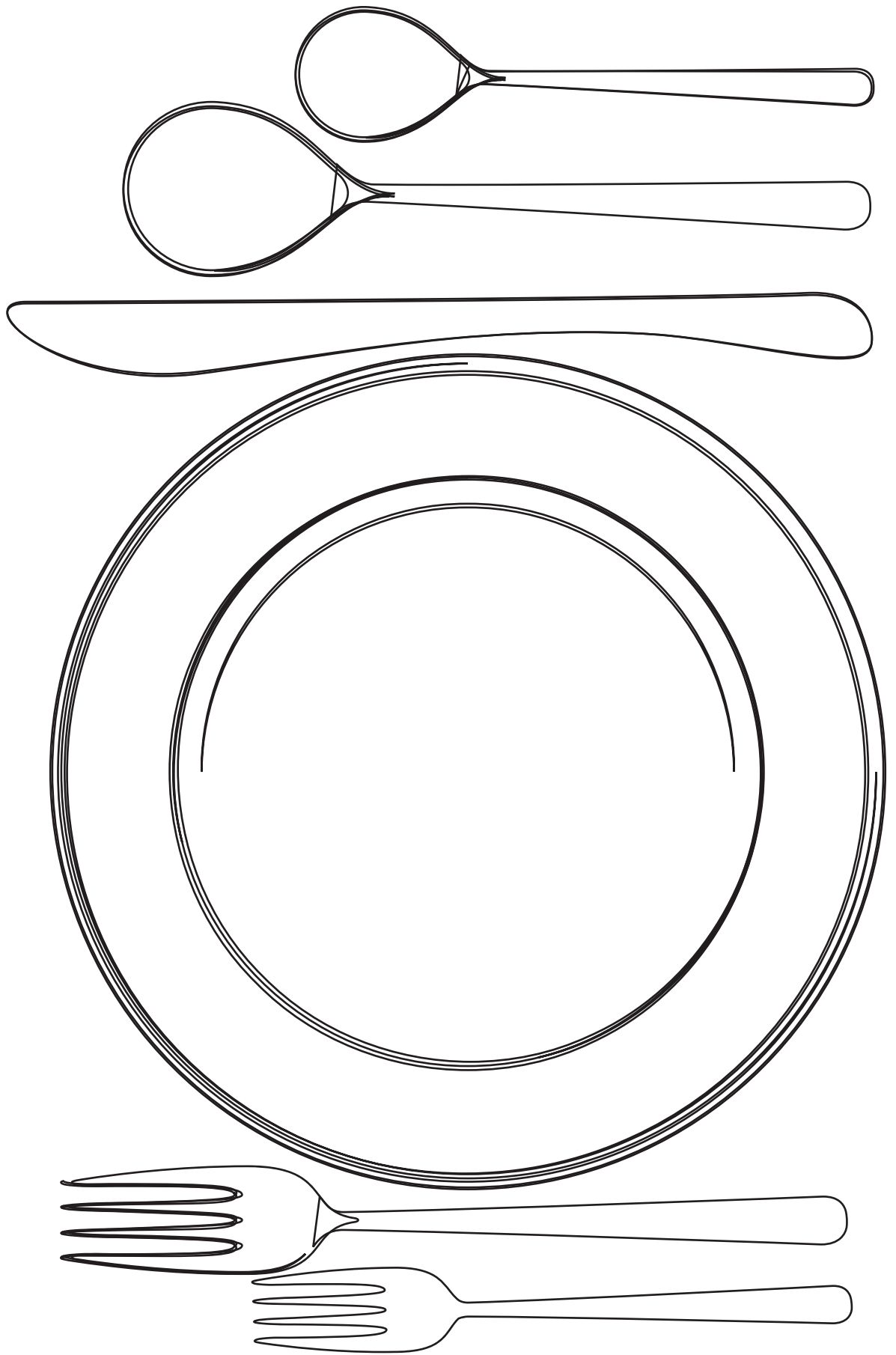
Deacons (Serve the physical needs of the church building and the church members)



Elders (Spiritual Teachers and Overseers of the Church)

---

Our VIPP's Favorite Food



---


Our VIPP's Favorite Animal





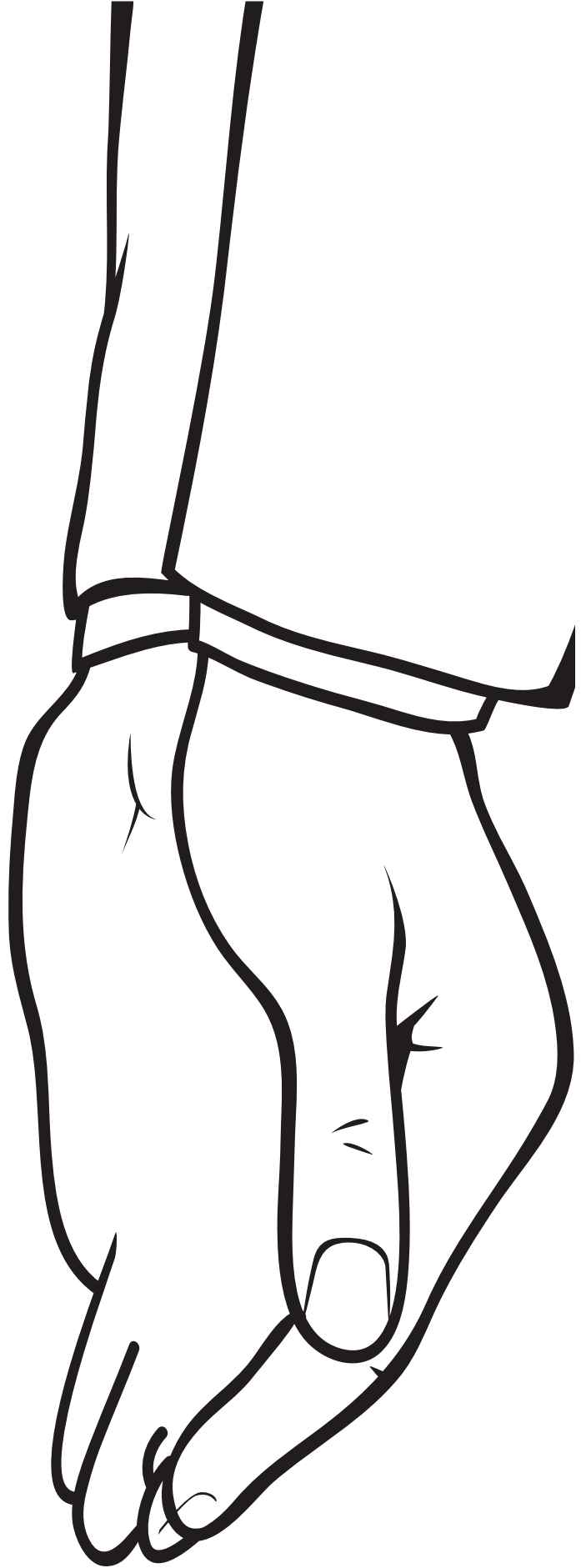
---

What our VIPP likes to do for fun




---

A Way This VIPP Serves (you can draw more on the back)

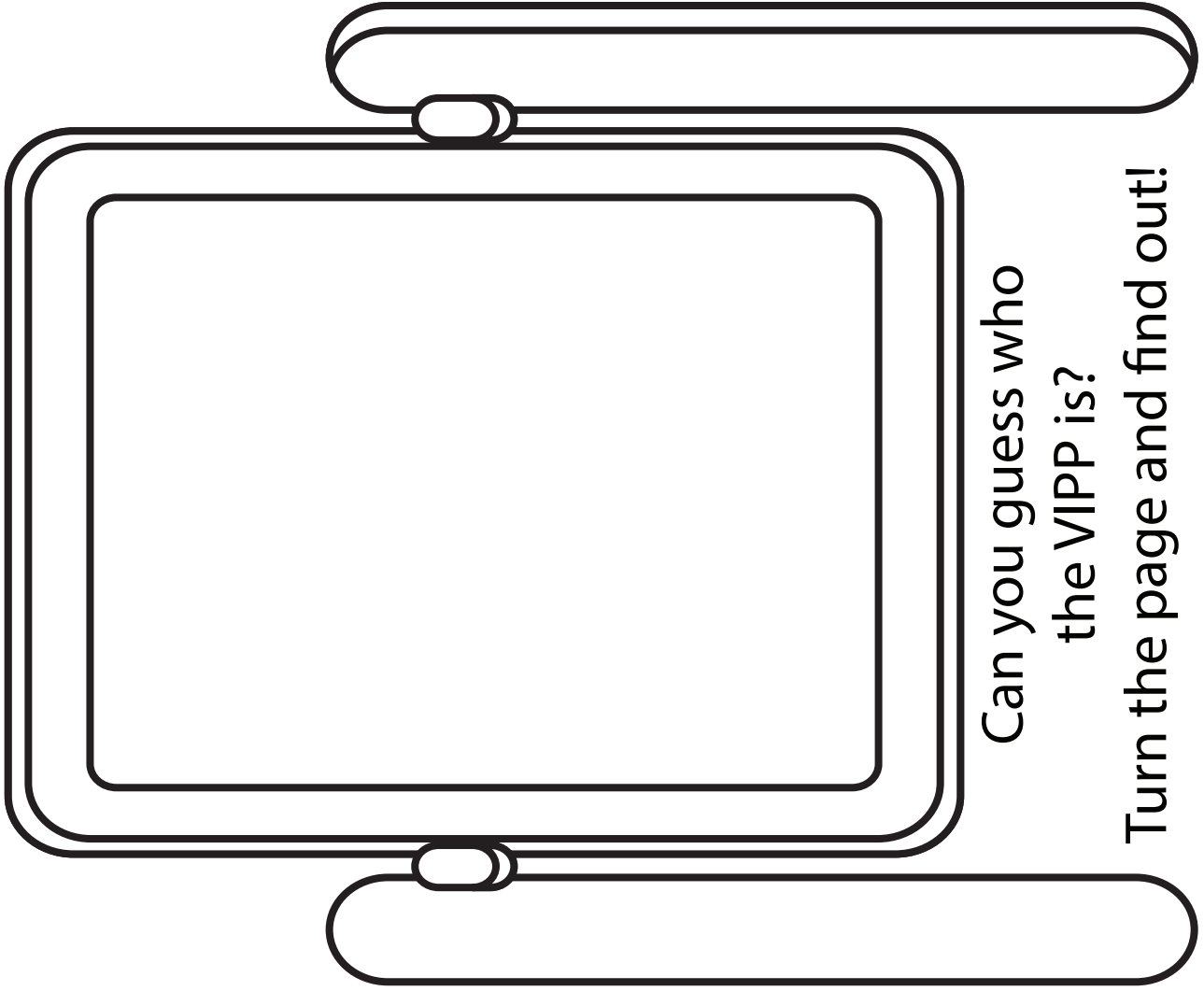


---


This VIPP's Job During the Week




What Our VIPP Looks Like



Can you guess who  
the VIPP is?  
Turn the page and find out!





\_\_\_\_\_

**(Name)**

\_\_\_\_\_

\_\_\_\_\_

\_\_\_\_\_

**(Serves the church as)**

# Let's Pray for Our VIPPI!

---

---

---

---

---

---

---

---

