



**Unit 1 NIV Songbook
The God Who Reveals Himself**



Curriculum for preschool and elementary age children,
training tools, music and other resources
are available for download or to order at:
www.praisefactory.org

© 2015 Praise Factory Media all rights reserved. May be reproduced by licensed user for classroom purposes only.

This and many other resources are available online at www.praisefactory.org

Scripture quotations marked (NIV) are taken from the Holy Bible, New International Version®, NIV®, Copyright © 1973, 1978, 1984 by Biblica, Inc.™ Used by permission of Zondervan. All rights reserved worldwide.www.zondervan.com

Scripture quotations marked (ESV) are from The Holy Bible, English Standard Version® (ESV®), copyright © 2001 by Crossway, a publishing ministry of Good News Publishers. Used by permission. All rights reserved.

Scripture quotations marked HCSB are taken from the Holman Christian Standard Bible®, Copyright © 1999, 2000, 2002, 2003, 2009 by Holman Bible Publishers. Used by permission. Holman Christian Standard Bible®, Holman CSB®, and HCSB® are federally registered trademarks of Holman Bible Publishers.

The Psalm Behind the Name

Psalm 100

(v.1) Make a joyful noise to the Lord, all the earth!

(v.2) Serve the Lord with gladness!

Come into His presence with singing!

(v.3) Know that the LORD, He is God!

It is He who made us, and we are His;

We are His people, and the sheep of His pasture.

(v.4) Enter His gates with thanksgiving,

And His courts with praise!

Give thanks to Him; bless His name!

(v.5) For the Lord is good;

His steadfast love endures forever,

And His faithfulness to all generations.

May this curriculum help you to be manufacturers of noisy joy unto the Lord (v.1).
To sing (v.2), to know (v.3), and to worship Him with thanksgiving and praise (v.4),
that the witness of His great faithfulness might continue through all generations (v.5).

The Lord is amazing! He's not like anyone else!

Constance Dever

January 27, 2015

Table of Contents

The PFI Companion Resources	7
About the PFI Songbooks	7
Other Praise Factory Resources	8
PFI NIV Songs 1 Track Numbers	9
<u>OPENING MUSIC--Used every session</u> <i>(Lyrics and Lead Sheets for each)</i>	12
PFI Theme Song	
WoGoLOA Song	
Big Q & A 1 Song	
Big Question 1 Song: How Can I Know What God Is Like?	
Unit 1 Bible Verse: The LORD Reveals His Thoughts to Man Amos 4:13 NIV 1984	
<u>RESOURCES FOR EACH BIBLE TRUTH</u> <i>(Lyrics, Sign Language and Lead Sheets for each)</i>	
UNIT 1, BIBLE TRUTH 1 RESOURCES	24
Bible Truth: God Made our Hearts to Know and Love Him	
Hymn: Be Thou My Vision, vs.1,2	
Bible Verse: As the Deer Psalm 42:1-2, NIV 1984	
UNIT 1, BIBLE TRUTH 2 RESOURCES	31
Bible Truth: God's Creations Tell Us about Him	
Hymn: O Worship the King, v.3	
Bible Verse: The Heavens Declare Psalm 19:1-4, NIV 1984	
UNIT 1, BIBLE TRUTH 3 RESOURCES	38
Bible Truth: God Spoke to His People through Prophets Long Ago	
Hymn: The God of Abraham Praise, v.2	
Bible Verse: I Will Raise Up Deuteronomy 18:18-19, NIV 1984	
UNIT 1, BIBLE TRUTH 4 RESOURCES	44
Bible Truth: God Speaks through His Word, the Bible	
Hymn: Amazing Grace, v.4	
Bible Verse: Open My Eyes Psalm 119:18,72-73, NIV 1984	
UNIT 1, BIBLE TRUTH 5 RESOURCES	51
Bible Truth: God Reveals Himself Most Completely through His Son, Jesus	
Hymn: O For a Thousand Tongues to Sing, v.1	
Bible Verse: The Son Is the Radiance Hebrews 1:3, NIV 1984	
Extra Bible Verse: Anyone Who's Seen Me John 14:9, NIV 1984	

The PFI Companion Resources

While all the PFI resources are available for download at praisefactory.org, many of the resources are available for purchase as hard copies, too.

There are three companion resources for each of the sixteen PFI units:

PFI Unit Core Curriculum Book (ESV/NIV) --offered for each unit

The PFI Core Curriculum books contain the curriculum introduction, lesson plan, stories and activities for each Bible Truth in a unit. There are three stories per Bible Truth: an Old Testament, New Testament and church history/missions story. All three reinforce the same Bible truth concept, but from a different perspective. Each story has its own set of eleven response activities.

➔ PFI Unit Songbook (ESV/NIV) --offered for each unit

The PFI Unit Songbooks provide lead sheets and sign language for every song used in a unit. The audio music is available for download online at www.praisefactory.org.

PFI Unit Prontos (ESV/NIV) --offered for each unit

The PFI Prontos books provide all of the unit's take home sheets. They are offered separately from the rest of the curriculum because they are usually photo-copied. These take-home sheets include the key concepts, lyrics to the songs, the session story, some review questions, a prayer and an activity sheet.

All of these materials may be photocopied for non-commercial church, classroom or school use by licensed users.

About the PFI Songbooks

Music is a very powerful way to place truths in the heart for a lifetime.

For this reason, every Big Question and all the Bible verses are set to music. These songs are also available for download. What makes this music different is that it is directly related to each lesson. Your kids are listening to what you are teaching in class and through the power of music, are far more likely to retain it.

The curriculum is available in

- NIV 1984 (the Bible version used for the 1st edition of the curriculum) and
- a (largely) ESV version

Bible Truth Hymn:

One or more verses of a hymn are included with every Bible truth. The lyrics, a short explanation about the hymn, lead sheet music and sign language are all found in this book. The PFI Core Curriculum provides more resources for use with the hymn, including in-depth discussion questions about the hymn and how it ties in with the Bible truth and the stories. Song games that can be used with the sign language are included in the back of this songbook. The audio for every hymn is found online for download.

Bible Truth Bible Verse:

Each Bible Truth has a Bible verse that is central to the concept. This verse has been set to music to help the children remember it. As with the Bible Truth hymn, the lyrics, a short explanation about the Bible verse, lead sheet music and sign language for this verse are all found in this book. And, the PFI Core Curriculum provides more resources for use with the Bible verse song, including in-depth discussion/questions about the verse and how it ties in with the Bible truth and the stories. Song games that can be used with the sign language are included in the back of this songbook. The audio for every song is found online for download.

Extra Songs

Sometimes an extra hymn or Bible verse song/s are included in the music for a particular Bible Truth. Sometimes it is another version of music for the same song which might better suit older/younger children. Many times it is a completely different verse that relates well to the Bible Truth. This is especially true of the ESV version. For these songs, the lyrics, a short explanation about the Bible verse, lead sheet music and sign language for this verse are all found in this book. There are no additional discussion questions in the PFI Core Curriculum related to these songs. The audio for these songs are found online for download.

Other Praise Factory Resources

PFI: Praise Factory Investigators is the third in a family of three, inter-related curriculums:

- Hide 'n' Seek Kids (focus group: ages 2-4; adaptable range: ages 2-pre-K 5's)
- Deep Down Detectives (focus group: ages 4--6's; adaptable range: ages 3-2nd grade)
- PFI: (focus group: grades K-5th grade; adaptable range: pre-K 5's-6th grade)

Each curriculum teaches the same biblical themes, but present them in greater depth as the children grow and develop. Together, the curriculums work like an expanding spiral of truth that returns to reinforce the same truths with each curriculum, while leading the children to deeper understanding with each step up.

Learn more about these curriculums as well as other resources and ideas for reaching children with the gospel at: www.praisefactory.org.

PFI NIV SONGS 1 TRACK NUMBERS

This is a listing of all songs mentioned in the unit curriculum. You may or may not choose to use all of the songs. They are listed in easy-reference order--NOT in the order used in the curriculum.

You may choose to simply burn a CD/load them onto an mp3 device in this order. Or, you may want to do what we do: choose the songs we want to use and create a playlist of them in that order. Then, we burn a CD/upload the playlist onto an mp3 device. A teacher only has to click forward to the next song, instead of hunting for the right track. The track number have been included as part of the title of each song, teachers will still have a reference to the track number listed in the curriculum (same as those listed below), even if you change the order on your customized playlist.

- 1 PFI Theme Song
- 2 WoGoLOA Rules Song

UNIT 1: THE GOD WHO REVEALS HIMSELF

- 3 Big Q & A 1 Song
- 4 Big Question 1 Song: How Can I Know What God Is Like?
- 5 Unit 1 Bible Verse: The LORD Reveals His Thoughts to Man Amos 4:13, NIV 1984

Bible Truth 1: God Made Our Hearts to Know and Love Him

- 6 Hymn: Be Thou My Vision, v.1
- 7 Hymn: Be Thou My Vision, v.2
- 8 Bible Verse: As the Deer Psalm 42:1-2, NIV 1984

Bible Truth 2: God's Creations Tell Us About Him

- 9 Hymn: O Worship the King, v.3
- 10 Bible Verse: The Heavens Declare Psalm 19:1-4, NIV 1984

Bible Truth 3: God Spoke to His People through Prophets Long Ago

- 11 Hymn: The God of Abraham Praise, v.2
- 12 Bible Verse: I Will Raise Up Deuteronomy 18:18-19, NIV 1984

Bible Truth 4: God Speaks through His Word, the Bible

- 13 Hymn: Amazing Grace, v.4
- 14 Bible Verse: Open My Eyes Psalm 119:18,72-73, NIV 1984

Bible Truth 5: God Reveals Himself Most Completely through His Son, Jesus

- 15 Hymn: O For a Thousand Tongues to Sing, v.1
- 16 Bible Verse: The Son is the Radiance Hebrews 1:3, NIV 1984
- 17 Extra Bible Verse: Anyone Who's Seen Me John 14:9, NIV 1984

Why the Extra Songs?

PFI is a curriculum used by a wide age-span of kids. Sometimes one of the other songs is a better fit for your kids. Or, you may simply want to teach them more songs on the same Bible Truth. Use as many or as few as you want.



Unit 1 Opening Music
songs used every session
lyrics and lead sheets

PFI Theme Song

PFI NIV Songs 1, Track 1

We're PFI: Praise Factory Investigators,
Diggin' deep down for truths in God's Word,
That's PFI: Praise Factory Investigators,
Diggin' deep down for truths in God's Word,
We're looking for answers to very big questions,
Big questions about God,
If you're looking for answers to very big questions 'bout
God, come along...

Join PFI: Praise Factory Investigators,
Diggin' deep down for truths in God's Word,
That's PFI: Praise Factory Investigators,
Diggin' deep down for truths in God's Word.
Deep down, diggin' down, Let's go diggin' down,
Deep down, diggin' down,
'Til answers to all our Big Questions we've found.

We're PFI: Praise Factory Investigators,
Diggin' deep down for truths in God's Word,
That's PFI: Praise Factory Investigators,
Diggin' deep down for truths in God's Word.

WoGoLOA Rules Song

PFI NIV Songs 1, Track 2

Refrain:

WoGoLOA means "Worship God
and love one another,"

WoGoLOA means "Worship God
and love one another."

WoGo means "Worship God."

Sound off, 1,2,3,

Joyfully take part,

Listen to others,

Obey your teachers. (*Refrain*)

LOA means "Love One Another."

Sound off, 1,2,3,

Be kind,

Be encouraging,

Help others, help others. (*Refrain twice*)

Big Q & A 1 Song

PFI NIV Songs 1, Track 3

How can I know what God is like,
God is like, God is like?
How can I know what God is like?
He shows me what He's like!

Words: Constance Dever Music: Adapted Nursery Rhyme ©2012

Unit 1 Bible Verse Song: The Lord Reveals His Thoughts to Man

PFI NIV Songs 1, Track 5

The LORD reveals His thoughts to man,
The LORD reveals His thoughts to man,
The LORD reveals His thoughts to man,
Amos Four, thirteen.

Words: adapted from Amos 4:13 NIV 1984 Music: Constance Dever ©2012

Big Question 1 Song:

How Can I Know What God Is Like?

PFI NIV Songs 1, Track 4

I have a very big question,
A big question 'bout God.
I have a very big question,
It's Big Question Number One,
I wanna know...

Refrain:

How can I know what God is like?
How can I know what God is like?
How can I know what God is like?
He shows me what He's like!

Verse 1:

He gave me a heart to know God,
He made everything I see.
Big tall mountains, galloping horses,
Every little bird and bee.
Everybody sing... (*Refrain*)

Verse 2:

He gave us the Bible, His Word,
To learn of His mighty deeds,
But most of all, through Jesus, His Son,
God shows Himself to me.
Everybody sing.... (*Refrain*)

PFI Theme Song

PFI NIV Songs 1, Track 1

Chords: Cm Cm(#5) Cm6 Cm(#5) Cm Cm(#5)

4 Cm6 Cm(#5) Cm Cm(#5) Cm6 Cm(#5)

We're P F I, Praise Fac - try In-ves - ti - ga - tors,

7 Cm Cm(#5) Cm6 Cm(#5) Cm Cm(#5)

Dig - ging deep down for truths in God's Word, That's P F I, Praise Fac -

10 Cm6 Cm(#5) Cm G7 Cm

- try In-ves - ti - ga - tors, Dig - ging deep down for truths in God's Word, We're

13 Cm(#5) Cm6 Cm(#5) Cm Cm(#5) Cm6 Cm(#5) G7 Cm Cm

look - ing for an swers, to ve - ry big ques tions, Big ques - tions 'bout God, If you're

17 Cm(#5) Cm⁶ Cm(#5) Cm Cm(#5) Cm⁶ Cm(#5) G⁷ Cm Cm

look-ing for an swers, to ve - ry big ques tions, 'bout God, come a - long, Join

21 Cm Cm(#5) Cm⁶ Cm(#5) Cm Cm(#5)

P F I, Praise Fac - try In-ves - ti - ga - tors, Dig-ging deep down for

24 Cm⁶ Cm(#5) Cm Cm(#5) Cm⁶ Cm(#5) Cm

truths in God's Word, That's P F I, Praise Fac - try In-ves ti-ga-tors, Dig-ging deep down for

28 G⁷ Cm B^b Cm Gm

truths in God's Word. Deep, down, dig - gin' down, Let's go dig - gin' down,

32 Cm B^b Cm G⁷

Deep, deep, dig - gin' down, 'Til an-swerg to all our Big

36 Cm Cm(#5) Cm⁶ Cm(#5) Cm Cm(#5) 3

Ques-tions we've found...

40 Cm⁶ Cm(#5) Cm Cm(#5) Cm⁶ Cm(#5) Cm Cm(#5)

We're P F I, Praise Fac - try In-ves ti-ga-tors, Dig-ging deep down for

44 Cm⁶ Cm(#5) Cm Cm(#5)

truths in God's Word, That's P F I, Praise Fac -

46 Cm⁶ Cm(#5) Cm ritard G⁷ Cm

- try In-ves ti-ga-tors, Dig-ging deep down for truths in God's Word.

WoGoLOA Rules Chant

Kids! This is our rules song. It reminds us of things we can do that help us all to worship God and love one another during our time together in Praise Factory!

C **F** **C**
 * sung by Groups A & B

Wo-Go-LO - A means wor-ship God and love one a - noth - er._____ Wo-Go-LO - A means

6 **F** **C** **G** **C** * spoken (not sung) back and forth between Groups A & B

wor-ship God and love one a - noth - er._____ Wo-Go means, "Wor-ship God!" Sound off...

12

1 - 2 - 3! Joy-ful - ly...take part! Lis- ten... to oth - ers!___ O- bey...your tea- chers!

19 **C** **F** **C**
 * sung by Groups A & B

Wo-Go-LO - A means wor-ship God and love one a - noth - er._____ Wo-Go-LO - A means

24 **F** **C** **G** **C** * spoken (not sung) back and forth between Groups A & B

wor-ship God and love one a - noth - er._____ LO-A means, "Love one a noth er" Sound off!

30

1 - 2 - 3! Be... kind! Be en... cour-ag - ing! Help... oth - ers!

37 **C** **F** **C**
 * sung by Groups A & B

Wo - Go-LO - A means wor - ship God and love one a - noth - er._____

41 **F** **C** **G** **C**

Wo - Go-LO - A means wor - ship God and love one a - noth - er._____

Big Q & A 1 Song

PFI NIV Songs 1, Track 3

Musical notation for the song 'Big Q & A 1 Song'. It consists of two staves of music in 4/4 time, key of D major. The first staff has a treble clef and a key signature of two sharps (F# and C#). The notes are: D4, E4, F#4, G4, A4, B4, C5, B4, A4, G4, F#4, E4, D4. Chords are indicated above the staff: D, A, D, E, A. The lyrics are: 'How can I know what God is like? God is like? God is like?'. The second staff starts with a '5' above the first measure. The notes are: D4, E4, F#4, G4, A4, B4, C5, B4, A4, G4, F#4, E4, D4. Chords are indicated above the staff: D, A, D. The lyrics are: 'How can I know what God is like? He shows me what He's like!'.

Words: Constance Dever Music: Adapted Nursery Rhyme ©2012

Amos 4:13 The Lord Reveals His Thoughts

PFI NIV Songs 1, Track 5

Big Question 1 Bible Verse

Musical notation for the song 'Amos 4:13 The Lord Reveals His Thoughts'. It consists of two staves of music in 4/4 time, key of C major. The first staff has a treble clef and a key signature of one flat (Bb). The notes are: C4, D4, E4, F4, G4, A4, Bb4, A4, G4, F4, E4, D4, C4. Chords are indicated above the staff: C, D, F, G, C, D, F, G. The lyrics are: 'The LORD re-veals His thoughts to man, The LORD re-veals His thoughts to man, The'. The second staff starts with a '5' above the first measure. The notes are: C4, D4, E4, F4, G4, A4, Bb4, A4, G4, F4, E4, D4, C4. Chords are indicated above the staff: C, D, F, G, Am, C, D, F, C. The lyrics are: 'LORD re - veals His thoughts to man, A - mos four, thir - teen.'.

Words: adapted from Amos 4:13, NIV 1984 Music: Constance Dever ©2012

Big Question 1 Song

PFI NIV Songs 1, Track 4

The musical score is written in treble clef, D major, and 4/4 time. It consists of seven staves of music with corresponding lyrics and guitar chords. The chords are indicated by letters above the notes.

1 I have a ve-ry big ques-tion, a big ques-tion 'bout God, I have a ve-ry big

6 ques-tion, It's Big Ques-tion Num-ber One. I wan-na know: "How can I know what


10 God is like? How can I know what God_ is like? How can I know what God_ is like? He

15 shows me what He's like!" My heart can_ know and love God, He made ev' ry-thing I


20 see, Big, tall moun-tains, gal-lop-ing hor-ses, ev' - ry lit-tle bird and bee.

24 _ ev'ry-bo-dy sing: "How can I know what God_ is like? How can I know what

28 God_ is like? How can I know what God_ is like? He shows me what He's like!" He



Unit 1 Bible Truth Music
songs for each Bible Truth
lyrics and sign language, followed by lead sheets



Be Thou My Vision

Verse 1

Be Thou my vision,
O Lord of my heart;
Naught be all else to me,
Save that Thou art;
Thou my best thought,
By day or by night,
Waking or sleeping,
Thy presence my light.

Verse 2

Be Thou my Wisdom,
And Thou my true Word;
I ever with Thee
And Thou with me, Lord;
Thou my great Father,
I, Thy true son;
Thou in me dwelling,
And I with Thee one.

about this hymn:

Words: Ancient Irish; tr. Mary E. Byrne Music: Traditional Irish Melody; harm. David Evans

Long ago, a woman named Mary Byrne was thinking about this Bible truth, too. She translated from Irish into English a hymn called "Be Thou My Vision." We're going to learn two verses from it.

God's people want God to be their vision—the one they think about most of all, the one who is the best thing they can think of. They keep thinking about Him, both in a special time of praying and reading...and all through the rest of the day and night. They think about Him and know He is with them. His presence guides them, like a light in darkness. He lives inside their heart, giving them wisdom and showing them what He's like.

Be Thou My Vision, v.1

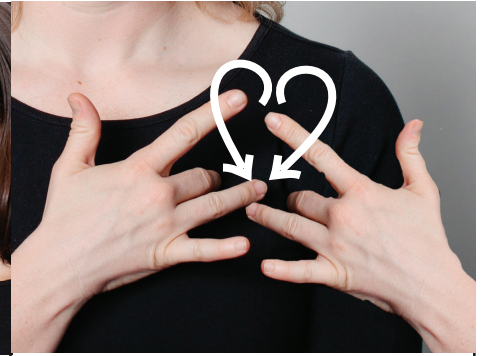
PFI NIV Songs 1, Track 6



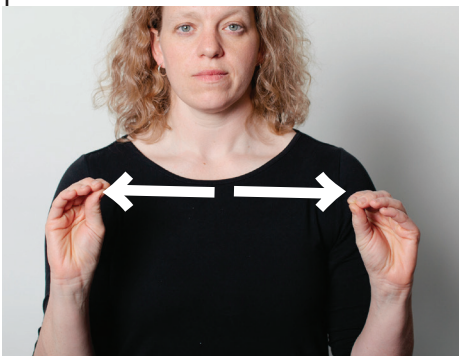
Thou
Right open hand moves up a short ways from shoulder height.



Vision
Index and middle finger of right "V" hand, palm facing in, are placed near eyes then moved forward.



Heart
Middle fingers are used to traced out the shape of a heart on upper left chest.



Naught (Nothing)
"O" hands are held in front of chest, fingers touching and palms facing forward. Simultaneously move both hands apart to each side.



Thought
Make down and outward circles with the index finger of each hand near sides of forehead, palms facing in.



Night
Left flat hand is held horizontally, palms facing down, fingers pointing right. Curved right hand, palm down and fingers pointing forward is brought down to right on back of left hand, ending with fingers pointing downward.



Sleeping
Palm side of right open hand is placed in front of face and moved down to below the chin, changing into an "and" hand.



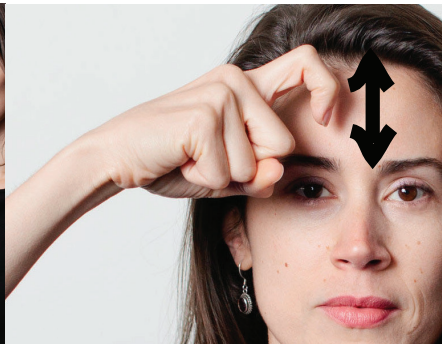
Presence
Both slightly curved hands are raised simultaneously, palms facing each other. The right palm stops just short of the left palm, as if a person coming to stand before another person.



Light
Hold both hands at chest level, fingertips together. Open hands into "5" hands as they move up and out to the side, palms facing out.

Be Thou My Vision, v.2

PFI NIV Songs 1, Track 7



Thou
Right open hand moves up a short ways from shoulder height.

Wisdom
Bent finger of right "X" hand is moved up and down several times. Make movement from the wrist.


Word
Left middle finger touches right palm, then right middle finger touches left palm. Bring flat hands are held together, palms touching and fingertips pointing forward, then opened with the little fingers still touching as if opening a book. (Signs for Jesus + book)



With
"A" hands, knuckles move forward together, away from the chest.

Lord
Thumb of right "L" hand, palm facing left. touches left shoulder, then is brought down to touch right hip.

Father
Tap thumb of right "5" hand on forehead a few times.



True
Place the right index finger, palm facing left, on lower lip. Move the finger up and then out, making an arc.

Dwelling
Upturned thumbs of "A" hands move upward in front of chest in unison.

One
Link index fingers and thumbs of both hands, with rest of fingers extended. Move both hands back and forth a few times.

As the Deer

As the deer pants for streams of water,
so my soul pants for you, O God.

As the deer pants for streams of water,
so my soul pants for you, O God.

My soul thirsts for God.

My soul thirsts for the living God.

When can I go and meet with God?

Psalm Forty-two, one and two.

about this Bible verse:

Words: Psalm 42:1-2, NIV 1984 Music: Constance Dever ©2012

A thirsty deer searches for a stream of water to satisfy his thirst. He must have it if he is to live. That's how God made his body. In the same way, our heart (or soul) longs for God because He made us to need Him. We may try to satisfy ourselves with other things, but until we know God, we will still long for something more. That's how He made us. He is the living God and there's nothing in the whole world that we need or want more than Him.



Deer

"5" hands, palms up, are placed on each side of head, with thumbs touching head. Simulates antlers.



Pants

Both upturned "5" hands are held side by side in front of chest. Bring both hands in, drawing in the fingers slightly to a grasping position.




Water

Touch mouth with index finger of right W hand a couple times.



Soul

Touch the thumbs and index fingers of both "T" hands to each other, right hand above left, palms facing each other. Draw hands apart in an upward motion.



Thirsts

Right index finger starts at chin and strokes down throat, ending near base of neck.



God

Right open hand, palm facing left, is held up above head level then brought down and back in a slight arc, ending with a "B" hand at the upper chest level.



Living

Upturned thumbs of "A" hands move upward in front of chest in unison.



Go

Right "D" hand is held in front of body, index finger pointing up and palm facing forward. Move it forward and down in a slight arc until the index finger points forward.



Meet

"P" hands, held side by side, make alternating forward circles.

Be Thou My Vision, vs.1,2

D Em Bm A D A Bm A D A

The first system of musical notation is in treble clef with a key signature of two sharps (F# and C#) and a 4/4 time signature. It consists of a single staff with a melody line. The notes are: D4, E4, F#4, G4, A4, B4, A4, G4, F#4, E4, D4, C#4, B3, A3, G3, F#3, E3, D3.

1. Be Thou my vi - sion, O Lord of my heart; Naught be all else to me save that Thou art;
 2. Be Thou my wis - dom, and Thou my true word; I ev - er with Thee and Thou with me, Lord.
 3. Rich - es I ___ heed not, or man's em - pty praise, Thou my in - her - i - tance, now and al - ways,

9 G A D A⁷ Bm A

The second system of musical notation continues the melody. The notes are: G4, A4, B4, A4, G4, F#4, E4, D4, C#4, B3, A3, G3, F#3, E3, D3.

Thou my ___ best ___ thought, ___ by day or by night,
 Thou my ___ great ___ Fa - ther, I Thy true son, ___
 Thou and ___ Thou ___ on - ly, first in my heart, ___

13 Bm A B D Em Bm Em⁷ D

The third system of musical notation concludes the piece. The notes are: D3, C#3, B2, A2, G2, F#2, E2, D2, C#2, B1, A1, G1, F#1, E1, D1.

Wak - ing or sleep - ing, Thy ___ pres - ence my light.
 Thou in me dwell - ing, and ___ I with Thee one.
 High King of heav - en, my ___ trea - sure Thou art.

Words: Ancient Irish; tr. Mary E. Byrne Music: Traditional Irish Melody; harm. David Evans

As the Deer

B \flat Eb B \flat Eb B \flat F B \flat
 As the deer pants for streams of wa - ter, So my soul pants for you, O God. As the deer pants for
 6 Eb B \flat F B \flat B \flat sus⁴ Eb F B \flat B \flat sus⁴
 streams of wa - ter, So my soul pants for you, O God. My soul thirsts for God. My soul thirsts for the
 12 Eb F B \flat F B \flat F B \flat
 li - ving God. When can I go and meet with God? Psalm For-ty Two: ver-ses one and two.

Words: adapted from Psalm 42:1-2 NIV 1984 Music: Constance Dever ©2012

O Worship the King

Verse 3

Thy bountiful care what tongue can recite?
It breathes in the air,
It shines in the light,
It streams from the hills,
It descends to the plain,
And sweetly distills in the dew and the rain.

about this hymn:

Words: Robert Grant Music: Attr. Johan Michael Haydn

Long ago, a man named Robert Grant was thinking about this Bible truth, too. He wrote words a hymn called "O Worship the King." We're going to learn a verse from it.

All of God's creation tells us about Him. We can look at everything from the air to the light, to the hills and plains, to the dew and rain, and see that God cares for us bountifully--that is, His care overflows for us. We need never lack anything. What a wonderful thing that is for God's creations to show us about Him!

O Worship the King, v.3

PFI NIV Songs 1, Track 9



Bountiful
Start with flat right hand on top of left S hand. Move right hand over and down thumb side of left S hand.

Tongue
Point both "L" hands towards each other, then move each hand to the side twisting them from the wrist as they move outward.


Breathes
Both open flat hands are placed on chest and moved forward and back off of chest a few times. (Simulating rise and fall of chest in breathing.)



Light, Shines
"Hold both hands at chest level, fingertips together. Open hands into "5" hands as they move up and out to the side, palms facing out.

Hills
Both "5" hands, palms facing forward and fingertips up, trace a way line like a line of mountain (or hill) tops.

Descends
Right hand, index finger extended, moves downward a few inches.



Plains
Thumb and fingers of both hands, palms facing up, are moved back and forth over each other, as if feeling imaginary soil in each hand.

Distills
Hold both "And" hands together in front of body, then open hands, spreading fingers apart, as both hands move forward and to each side.

Rain
Move both hands down as you wiggle the fingers.

The Heavens Declare

The heavens declare the glory of God,
The sky proclaims,
The works of His hands
Day after day,
They pour out speech,
Night after night,
they display knowledge,
There is no language,
Where their voice is not heard.
Their voice goes out into all the earth.
The heavens declare the glory of God,
The sky proclaims the works of His hands
Psalm Nineteen: one through four.

about this Bible verse:

Creations tell us something about their creator. God created the heavens. They display some of His glory: how good and great He is. Everyone can look up in the heavens and see a picture of God's glory in what they see. That is how they "speak" about God.

Words: Psalm 19:1-4, NIV 1984 Music: Constance Dever ©2012

The Heavens Declare: Psalm 19:1-4, NIV 1984

PFI NIV Songs1, Track 10




Heavens, Sky

Right flat hand is held slightly above head level with fingers pointing left and palm facing down. Hand sweeps in front of or over head in an arc from left to right.




Proclaims, Declares

Touch lips with index fingers then pivot them forward and to the sides.



God

Right open hand, palm facing left, is held up above head level then brought down and back in a slight arc, ending with a "B" hand at the upper chest level.



Works

Move open hands, palms down side to side at the same time.



Day

Left arm, palm down, faces right with index finger extended and touching elbow of right arm, which points up with index finger extended up. Right arm is then pivoted down in an arc until it rests just above left elbow.



Speech

Right index finger touches mouth then makes a small forward circle as it moves to point outward.



Night

Left flat hand is held horizontally, palms facing down, fingers pointing right. Curved right hand, palm down and fingers pointing forward is brought down to rest on back of left hand, ending with fingers pointing downward.



Knowledge

Pat forehead with right fingers several times.



Voice

The index and middle fingers of the right "V" hand are placed on throat, then brought forward under chin and out.

The Heavens Declare, continued



Heard
Cupped right hand is placed behind right ear.

Words
Tips of right index finger and thumb are held about an inch apart as they are brought to touch index finger of extended left index finger.

Ends
Index of right hand is held near chest and points outward, then is moved outward from chest.



World
Thumb and index fingers of downturned right "5" hand are placed on sides of downturned "5" hand. The right hand pivots back and forth while keeping light contact with left hand.

O Worship the King, v.3

E B E A D#m E B E B E B⁷ E B⁷

1.O wor-ship the King, all glo-rious a - bove, And grate - ful - ly sing His won - der-ful
 3.Thy boun - ti - ful care what tongue can re - cite? It breathes in the air, it shines in the

8 E B C#m⁷ B E B⁷ B

love; Our Shield and De - fend - er, the An - cient of Days, Pa -
 light, It streams from the hills, it de - scends to the plain, And

13 E B E A E B⁷ E

vil - ioned in splen - dor, and gird - ed with praise.
 sweet - ly dis - tills in the dew and the rain.

Words: Robert Grant Music: Attr. Johan Michael Haydn

The Heavens Declare

E F#m C#m B E

The heav - ens de - clare the glo - ry of God, the

5 E F#m A E G#m A

skies pro - claim the works of His hands. Day af - ter day they

10 F#m A E G#m F#m B G#m A

pour forth speech, Night af - ter night they dis - play know ledge, There is no lang - uage where their

14 F#m G#m E G#m F#m E B

voice is not heard. Their voice goes out in - to all the earth, The

18 E F#m C#m B E

heav - ens de - clare the glo - ry of God, the skies pro -

23 F#m A E

claim the works of His hands.

26 B B7 E

Psalm Nine - teen: one through four.

Words: adapted from Psalm 19:1-4 NIV 1984 Music: Constance Dever ©2012

The God of Abraham Praise

Verse 2

His Spirit floweth free,
High surging where it will:
In prophet's word He spoke of old,
He speaketh still.
Established is His law,
And changeless it shall stand,
Deep writ upon the human heart,
On sea or land.

about this hymn:

Words: Daniel ben Judah Dayyan, Translated by Newton Mann Music: Meyer Lyon

Long ago, a man named Daniel ben Judah Dayyan was thinking about this Bible truth, too. He wrote this hymn based on an ancient Hebrew song of praise. He called it "The God of Abraham Praise." We're going to learn a verse from it.

God's Holy Spirit works powerfully, doing everything God wants Him to do. Long ago, in the days of the prophets, God's Spirit spoke His words to them, and then they spoke God's Words to the people. The prophets didn't just speak God's words. They also wrote them down in the Bible. God spoke different kinds of things to His people through the prophets. Sometimes God's words were laws He wanted His people to keep. Sometimes they were words of comfort or warning. Other times, they were words about the future. God's Holy Spirit helped the prophets say God's words just right...and He helped them write them down just right. Even now, we can read God's words that the prophets wrote down when we read the Bible. God can use them to "write" His truth deep upon our hearts. That is, He can use them to teach us His ways and how He wants us to live. He can use them to help us to know Him and obey Him.

The God of Abraham Praise, v.2


PFI NIV Songs 1, Track 11



Spirit
 Right "H" hand, palm facing left, slides from heel to fingertips of left flat hand, palm up. Then touch the thumbs and index fingers of both "T" hands to each other, right hand above left, palms facing each other. Draw hands apart in an upward motion.



Will (Decides)
 Touch forehead with right index finger, then bring both "F" hands down with palms facing each other.



Prophet
 Right "V" fingers point and move outward under downturned flat hand held at face height. Then both flat hands, palms facing each other are moved down sides of body.



Law
 Right "L" hand slides down the left hand, palms facing each other, fingers pointed up and out.



Spoke, Speaketh
 Right index finger touches mouth then makes a small forward circle as it moves to point outward.



Established, Changeless, Stand
 Pinky side of right "A" hand, thumb pointing up, is brought down firmly onto back of downturned left "S" hand.



Writ
 Right index finger pretends to write on palm of upturned left flat hand.



Heart
 Middle fingers are used to traced out the shape of a heart on upper left chest.



Sea
 Touch mouth with index finger of right W hand a couple times (sign for water); Then move both hands forward in wavy motion.

I Will Raise Up

I will raise up, I will raise up,
I will raise up for them a prophet like you.
I will raise up, I will raise up,
I will raise up for them a prophet like you.

He will come from among their brothers,
I will put my words in his mouth,
And he will tell them everything I command him.
And whoever does not listen,
I will hold him accountable.


I will raise up, I will raise up,
I will raise up for them a prophet like you.
I will raise up, I will raise up,
I will raise up for them a prophet like you.

Deuteronomy Eighteen, eighteen and nineteen.

about this Bible verse:

Words: Deuteronomy 18:18-19, NIV 1984 Music: Constance Dever ©2011


God tells us in His Word that He would raise up prophets to instruct the people. He used them to instruct the people in how they could be saved by trusting in Him. He used them to warn the people to turn back to Him when they kept on sinning against Him and to offer them forgiveness for their sins. The people were to obey the prophet's words because they were His words. God's people still read the words of the prophet's written in the Bible today. There are things that God wants them to still obey that He commanded through them, long ago.



I
Point to self with right index finger.



Raise Up
Both upturned open hands held in front of body and lifted up in front of the face.



Prophet
Right "V" fingers point and move outward under downturned flat hand held at face height. Then both flat hands, palms facing each other are moved down sides of body.



He
Point right index finger forward.



Brothers
Right index finger starts at chin and strokes down throat, ending near base of neck.



Words
Tips of right index finger and thumb are held about an inch apart as they are brought to touch index finger of extended left index finger.



Command
Right "L" hand slides down the left hand, palms facing each other, fingers pointed up and out.



Listen
Right "D" hand is held in front of body, index finger pointing up and palm facing forward. Move it forward and down in a slight arc until the index finger points forward.



Hold Accountable
"P" hands, held side by side, make alternating forward circles.

The God of Abraham Praise, v.2

Em B Em Am B G Am E Am D G B Em D G C

1.The God of A-braham praise, All prais-ed be His name, Who was, and is, and
 2.His Spir - it flow - eth free, High surg-ing where it will: In proph-et's word He
 3.He hath e - ter - nal life Im - plant-ed in the soul; His love shall be our

6 G D7 Em C G D D7 G B7 Em G D B7(#5)

is to be, For aye the same! The one e - ter - nal God, Ere
 spoke of old, He speak - eth still. Es - tab-lished is His law, And
 strength and stay While a - ges roll. Praise to the liv - ing God! All

11 Em C G Am6 B Em B Em D

ought that now ap - pears; The First, the Last: be -
 change - less it shall stand, Deep writ up - on the
 prais - ed be His name, Who was and is, and

14 G Am Am B7(b9) Em B B7

yond all tho't, His time - less years!
 hu - man heart, On sea or land.
 is to be, For aye the same!

Words: Daniel ben Judah Dayyan, Translated by Newton Mann Music: Meyer Lyon

I Will Raise Up

Em Bm Em Bm Em Bm F# Bm Em Bm

I will raise up! I will raise up! I will raise up for them a prophet like you. I will raise up! I will

6 Em Bm Em Bm F# Bm Em Bm

raise up! I will raise up for them a prophet like you! He will come from among their brothers

11 F# Bm Em Bm

I will put my words in his mouth, And he will tell them ev'ry-thing I command him, And who

15 Em F# ritard Em Bm

ev-er does not lis-ten I will hold him ac-count-a-ble. I will raise up! I will

19 Em Bm Em Bm F# Bm Em Bm Em Bm

raise up! I will raise up for them a prophet like you. I will raise up! I will raise up! I will

24 Em Bm F# Bm F# Bm

raise up for them a prophet like you! Deu-ter-on-o-my Eigh teen, eigh-teen and nine-teen.

Words: adapted from Deuteronomy 18:18,19 NIV 1984 Music: Constance Dever ©2012

Amazing Grace

Verse 4

The Lord has promised good to me,
His word, my hope secures;
He will my shield and portion be,
As long as life endures.

about this hymn:

Words: John Newton Music: Virginia Harmony: arr. Edwin O. Excell

Long ago, a man named John Newton was thinking about this Bible truth, too. He wrote the words to this hymn. He called it "Amazing Grace." We're going to learn a verse from it.

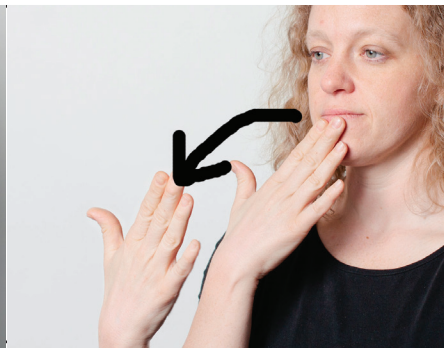
This hymn reminds us that God's people read in His Word His promises to do good to them. They know that they can have unending hope in Him for their salvation, their protection and provision for all their needs. They know they can depend on Him for these things their whole lives because God always does what He promises to do.

Amazing Grace, v.4

PFI NIV Songs 1, Track 13



Lord
Thumb of right "L" hand, palm facing left. touches left shoulder, then is brought down to touch right hip.



Good
Fingers of right flat hand are placed at lips, then brought forward. Some end this sign by resting the right hand in the upturned palm of the left flat hand.



Word (of God)
Left middle finger touches right palm, then right middle finger touches left palm. Bring flat hands are held together, palms touching and fingertips pointing forward, then opened with the little fingers still touching as if opening a book. (Signs for Jesus + book)



Hope
Hold both flat hands, palms facing each other, in front of head. Bend them up and down a few times.



Secures
Open hands, palms, facing body, are held away from chest, right hand over the left. Both hands are brought towards body, ending with "S" hands, with pinky side of right hand resting on top of index-thumb side of left hand.



Shield
Pinky side of right "S" hand rests on thumb side of left "S" hand, palms facing down. Both hands more forward together.



Portion
Pinky edge of open right hand slides across middle of palm of upturned left hand towards body.



Life
Upturned thumbs of "A" hands move upward in front of chest in unison.



Endures
Tip of right "A" hand is placed behind left "A" hand, knuckles facing forward. Move both hands forward in unison.

Open My Eyes

Open my eyes that I may see,
Wonderful things in your law.
Open my eyes that I may see,
Wonderful things in your law.

The law from your mouth is more precious to me
Than thousands of pieces of silver and gold.
Your hands, they made me and formed me;
Give me understanding to learn your commands.

Open my eyes that I may see,
Wonderful things in your law.
Open your eyes that I may see
Wonderful things in your law.

Psalm One-nineteen,
eighteen, seventy two and three.

about this Bible verse:

Words: Psalm 119:18,72,73, NIV 1984 Music: Constance Dever ©2012

There is no book like the Bible! It alone has God's Word written down perfectly. When we read the Bible, God speaks to us about who He is, about who we are, and why He made us. He tells us how we can be saved and live to please Him. That is why it is more precious to God's people than even a lot of money—because they want to know those things and live out those things most of all.

Open My Eyes: Psalm 119: 18,72,73, NIV 1984

PFI NIV Songs 1, Track 14



Open

"B" hands are held in front of body, palms facing down and index finger sides touching. Both hands are brought up and out to each side, pivoting the palms to face up.



Eyes

Right index finger points to right eye.



See

Index and middle finger of right "V" hand, palm facing in, are placed near eyes then moved forward.



2 x's

Wonderful

Both flat open hands, palms facing forward, are moved up and forward a few times.



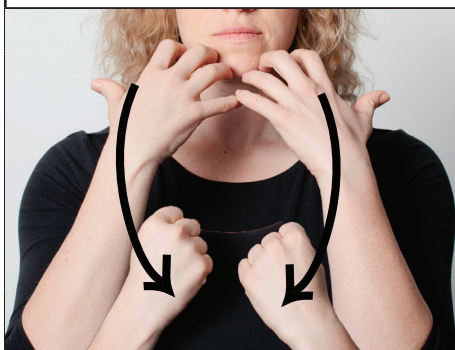
Law, Commands

Right "L" hand slides down the left hand, palms facing each other, fingers pointed up and out.



Mouth

Right index finger points to lips.




Precious

Make claw hands in front of chin, then bring down and close into fists.



Thousands

Fingertips of right "M" hand are brought down into palm of left flat hand.



Pieces

Link index fingers and thumbs of both hands, with rest of fingers extended. Move both hands back and forth a few times.



Silver
Touch right ear with right index finger, then shake right "S" hand, palm facing forward.




Gold
Right hand (middle finger) touches right ear, then is brought down to face forward, wiggling fingers at the same time.



Hands
Hold up both hands, fingers pointing up and palms facing forward.



Made, Formed
Pinky side of right "S" hand rests on top of thumb side of left "S" hand, palms facing in. Hands are pivoted in opposite directions several times, striking each other gently after each twist



Me
Point to self with right index finger.



Give
Both modified "Z" hands are held at chest, then brought down and forward, as if giving something to someone.



Understanding
Right "S" hand is placed on forehead, palm facing in. Right index finger extends up, making a "D" hand.



Learn
Fingers of right open hand are placed on the up-turned left palm. Then close the right fingers as hand moves up to forehead, placing fingertips on forehead.

Amazing Grace, v.4

E E⁶ A E B E

1. A - maz - ing_ grace! how sweet the sound, That saved a_ wretch like me!_ I
 2. 'Twas grace that taught my heart to fear, And grace my_ fears re-lieved; How
 4. The Lord has prom-ised good to me, His word my_ hope se- cures;_ He

9 A E A E C#m E B⁷ E

once_ was lost, but now_ am_ found, Was blind, but_ now I see.
 pre - cious did that grace_ ap - pear The hour I first be-lieved.
 will_ my_ shield and por - tion be As long as life en-dures.

Words: John Newton Music: Virginia Harmony: arr. Edwin O. Excell

Open My Eyes

B \flat
Dm
E \flat
B \flat
E \flat
B \flat

O - pen my eyes that I _____ may see, won - der - ful things in your

7

F F 7 B \flat Dm E \flat B \flat

law. O - pen my eyes that I _____ may see,

13

E \flat B \flat F B \flat Gm F

won - der - ful things in your law. The law from your mouth is more

19

E \flat B \flat E \flat Dm E \flat F

pre - cious to me than thou - sands of pie - ces of sil - ver and gold. Your

25

Gm F E \flat B \flat E \flat B \flat

hands, they made me and formed me; Give me un - der - stand - ing to

31

E \flat F B \flat Dm E \flat B \flat

learn your com - mands. O - pen my eyes that I _____ may see

37

E \flat B \flat F F 7 B \flat Dm

won - der - ful things in your law. O - pen your eyes that

43

E \flat B \flat E \flat B \flat F B \flat

I _____ may see won - der - ful things in your law.

49

B \flat Dm E \flat B \flat

Psalm One - nine - teen, _____ eigh - teen,

53

E \flat B \flat F B \flat

sev - en - ty two _____ and three.

O For a Thousand Tongues to Sing

Verse 1

O, for a thousand tongues to sing,
My great Redeemer's praise,
The glories of my God and King,
The triumphs of His grace!

about this hymn:

Words: Charles Wesley Music: Carl G. Glaser

Long ago, a man named Charles Wesley was thinking about this Bible truth, too. He wrote the words to this hymn. He called it "O For a Thousand Tongues to Sing." We're going to learn a verse from it.

This hymn reminds us that Jesus is the great Redeemer who came to earth to show us what God is like and to save His people from their sins. When we see what God has done through Jesus, we want to sing of His glorious love and mercy and grace shown to undeserving sinners.

O For a Thousand Tongues, v.1

PFI NIV Songs 1, Track 15



Thousand

Fingertips of right "M" hand are brought down into palm of left flat hand.



Tongues

Point both "L" hands towards each other, then move each hand to the side twisting them from the wrist as they move outward.



Sing

Wave the right flat hand back and forth over left flat hand.



Redeemer's

"S" hands are crossed in front of body, palms facing in. Move both hands out to the side while pivoting the palms to face outward. Then both flat hands, palms facing each other make downward motion down sides of body.



Praise

Clap the right hand on top of the left hand several times.




Glories

Middle finger of right hand touches upturned left flat hand, then is wiggled back and forth as it is raised up.



King

Right "K" hand, palm facing left touches left shoulder, then is brought down to touch right hip.



Triumph

Both upright hands pretend to grasp imaginary flags and wave them in small circles at head height.



Grace

Begin with fingertips of right hand touching, palm facing forward. Twist wrist around, bringing hand down and palm facing body, while at the same time opening up the fingers and flattening the hand.

The Son Is the Radiance

The Son is the radiance,
the radiance of God's glory,
The Son is the radiance,
the radiance of God's glory.

And the exact representation of His being,
And the exact representation of His being.

The Son is the radiance,
the radiance of God's glory,
The Son is the radiance,
the radiance of God's glory.

Hebrews Chapter One, verse three.

about this Bible verse:

Words: Hebrews 1:1-3, NIV 1984 Music: Constance Dever ©2012

We can see the radiance of sun in the sky. It makes everything bright. Even though the sun is far, far away, we know what it's like because of the light it shines all around us. The Bible tells us that Jesus left His home in heaven and became a man. He was a man, but He was still God's Son, too. He lived a perfect life. He taught about God, His Father, and did amazing things. Jesus is the radiance of God's glory. He shows us exactly what God is like because He is God. There is nothing or no one else who can show us more about God than Jesus.

<p>Son (Jesus) Middle, bent finger of right "5" hand touches middle of left open palm, palms facing each other. Then middle, bent finger of left "5" hand touches middle of right open palm, palms facing each other.</p>	<p>Radiance Hold both hands at chest level, fingertips together. Open hands into "5" hands as they move up and out to the side, palms facing out.</p>	<p>God Right open hand, palm facing left, is held up above head level then brought down and back in a slight arc, ending with a "B" hand at the upper chest level.</p>
<p>Glory Middle finger of right hand touches up-turned left flat hand, then is wiggled back and forth as it is raised up.</p>	<p>Exact With thumb and index fingertips of each hand touching, position the right hand, palm down, above the left hand, palm up. Move both hands towards each other until thumbs and index fingers touch.</p>	<p>Representation Right index finger is placed in left palm which is facing forward. Both hands move forward together.</p>
<p>Being The right "C" hand, fingers pointing left, makes a small circle over heart.</p>		

Anyone Who's Seen Me

Anyone who's seen me,

Has seen the Father.

Anyone who's seen me,

Has seen the Father.

Anyone, anyone,

Who's seen me,

Who's seen me.

Anyone who's seen me,

Has seen the Father.

John Fourteen, verse nine.

about this Bible verse:

Words adapted from John 14:9 NIV 1984 Constance Dever © 2011

The Bible tells us that when we see what Jesus is like, we are seeing what God is like. There is nothing or no one else who can show us more about God than Jesus. That's because Jesus is God's Son. He is God!

Anyone Who's Seen Me: John 14:9, NIV 1984

PFI NIV Songs 1, Track 17



2x's



Anyone


Thumb of right "A" hand leads in tracing an s-shaped curve in front of the body. Then bring right hand up with index finger extended up and palm forward.

Who's

Right thumb touches chin. Right index finger is wiggled up and down rapidly several times while lips from "Who."

Seen

Index and middle finger of right "V" hand, palm facing in, are placed near eyes then moved forward.



Me

Point to self with right index finger.

Father

Tap thumb of right "5" hand on forehead a few times.

O For a Thousand Tongues to Sing, v.1

The musical score is written in treble clef with a key signature of three sharps (F#, C#, G#) and a 3/4 time signature. The melody consists of two staves. The first staff begins with a measure rest marked '1.' and contains the lyrics 'O, for a thou - sand tongues to sing My great Re-deem - er's praise, The'. The second staff begins with a measure rest marked '5' and contains the lyrics 'glo - ries of my God and King, The tri-umphs of His grace!'. Chord symbols are placed above the notes: E, B, E, B C#m, B, E, B, E, B above the first staff; and E, A, E, B, E above the second staff.

Words: Charles Wesley Music: Carl G. Glaser

The Son Is the Radiance

E F#m E A E B E

The Son is the ra - di - ance, the ra - di - ance of God's glo - ry. The Son is the

6 F#m E A E B E B Esus⁴ E F#m⁷

ra - di - ance, the ra - di - ance of God's glo - ry. and the ex - act re - pre - sen - ta - tion of His

12 B Esus⁴ E F#m⁷ B⁷ E

being, and the ex act re - pre - sen - ta - tion of His being. The Son is the

18 F#m E A E B E F#m E

ra - di - ance, the ra - di - ance of God's glo - ry. The Son is the ra - di - ance, the

23 A E B E A E B E

ra - di - ance_ of God's glo - ry. He - brews Chap - ter one, verse three.

Words: adapted from Hebrews 1:3 NIV 1984 Music: Constance Dever ©2012

Anyone Who's Seen Me

Am Fmaj7 G Am Am Fmaj7 G Am Fmaj7 G Am

An - y - one who's seen me has seen the Fa - ther, — An - y - one who's seen me has

7 Fmaj7 G Am Am Fmaj7 Fmaj7 G Am

seen the Fa - ther, — An - y - one! (an - y - one!) Who's seen me, (who's seen me!)

13 Am Fmaj7 G Am Fmaj7 G Am D F#m

An - y - one who's seen me has seen the Fa - ther, — John Four - teen, verse nine.

Words: adapted from John 14:9 NIV 1984 Music: Constance Dever ©2012

