



**Unit 1 ESV Songbook  
The God Who Reveals Himself**



Curriculum for preschool and elementary age children,  
training tools, music and other resources  
are available for download or to order at:  
[www.praisefactory.org](http://www.praisefactory.org)

© 2015 Praise Factory Media all rights reserved. May be reproduced by licensed user for classroom purposes only.

This and many other resources are available online at [www.praisefactory.org](http://www.praisefactory.org)

Scripture quotations marked (NIV) are taken from the Holy Bible, New International Version®, NIV®, Copyright © 1973, 1978, 1984 by Biblica, Inc.™ Used by permission of Zondervan. All rights reserved worldwide.[www.zondervan.com](http://www.zondervan.com)

Scripture quotations marked (ESV) are from The Holy Bible, English Standard Version® (ESV®), copyright © 2001 by Crossway, a publishing ministry of Good News Publishers. Used by permission. All rights reserved.

Scripture quotations marked HCSB are taken from the Holman Christian Standard Bible®, Copyright © 1999, 2000, 2002, 2003, 2009 by Holman Bible Publishers. Used by permission. Holman Christian Standard Bible®, Holman CSB®, and HCSB® are federally registered trademarks of Holman Bible Publishers.

## The Psalm Behind the Name

### Psalm 100

(v.1) Make a joyful noise to the Lord, all the earth!

(v.2) Serve the Lord with gladness!

Come into His presence with singing!

(v.3) Know that the LORD, He is God!

It is He who made us, and we are His;

We are His people, and the sheep of His pasture.

(v.4) Enter His gates with thanksgiving,

And His courts with praise!

Give thanks to Him; bless His name!

(v.5) For the Lord is good;

His steadfast love endures forever,

And His faithfulness to all generations.

May this curriculum help you to be manufacturers of noisy joy unto the Lord (v.1).  
To sing (v.2), to know (v.3), and to worship Him with thanksgiving and praise (v.4),  
that the witness of His great faithfulness might continue through all generations (v.5).

The Lord is amazing! He's not like anyone else!

Constance Dever

January 27, 2015





# Table of Contents

<b>The PFI Companion Resources</b>	7
<b>About the PFI Songbooks</b>	7
<b>Other Praise Factory Resources</b>	8
<b>PFI ESV Songs 1 Track Numbers</b>	9
<b><u>OPENING MUSIC--Used every session</u></b> <i>(Lyrics and Lead Sheets for each)</i>	12
PFI Theme Song	
WoGoLOA Song	
Big Q & A 1 Song	
Big Question 1 Song: How Can I Know What God Is Like?	
Unit 1 Bible Verse: The LORD Declares Amos 4:13, ESV	
Unit 1 Extra Bible Verse: He Who Declares His Thought Amos 4:13, ESV	
Unit 1 Extra Bible Verse: He Who Forms the Mountains Amos 4:13, ESV	
Unit 1 Extra Bible Verse Song: Behold Amos 4:13, ESV	
Unit 1 Extra Bible Verse Song: For Behold Amos 4:13, ESV	
<b><u>RESOURCES FOR EACH BIBLE TRUTH</u></b> <i>(Lyrics, Sign Language and Lead Sheets for each)</i>	
<b>UNIT 1, BIBLE TRUTH 1 RESOURCES</b>	32
Bible Truth: God Made our Hearts to Know and Love Him	
Hymn: Be Thou My Vision, vs.1,2	
Bible Verse: O God, You Are My God Psalm 63:1,5 ESV	
Extra Bible Verse: You Are My God Psalm 63:1,5 ESV	
Extra Bible Verse: As a Deer Psalm 42:1-2, HCSB	
<b>UNIT 1, BIBLE TRUTH 2 RESOURCES</b>	49
Bible Truth: God's Creations Tell Us about Him	
Hymn: O Worship the King, v.3	
Bible Verse: O LORD, Our Lord Psalm 8:1,3-4, ESV	
Bible Verse: The Heavens Declare Psalm 19:1-4, ESV	
<b>UNIT 1, BIBLE TRUTH 3 RESOURCES</b>	59
Bible Truth: God Spoke to His People through Prophets Long Ago	
Hymn: The God of Abraham Praise, v.2	
Bible Verse: I Will Raise Up Deuteronomy 18:18-19, HCSB	
<b>UNIT 1, BIBLE TRUTH 4 RESOURCES</b>	65
Bible Truth: God Speaks through His Word, the Bible	
Hymn: Amazing Grace, v.4	
Bible Verse: Open My Eyes Psalm 119:18,72-73, ESV	
<b>UNIT 1, BIBLE TRUTH 5 RESOURCES</b>	72
Bible Truth: God Reveals Himself Most Completely through His Son, Jesus	
Hymn: O For a Thousand Tongues to Sing, v.1	
Bible Verse: The Son Is the Radiance Hebrews 1:3, ESV	
Extra Bible Verse: Whoever Has Seen Me John 14:9, ESV	



## The PFI Companion Resources

While all the PFI resources are available for download at [praisefactory.org](http://praisefactory.org), many of the resources are available for purchase as hard copies, too.

There are three companion resources for each of the sixteen PFI units:

### **PFI Unit Core Curriculum Book (ESV/NIV) --offered for each unit**

The PFI Core Curriculum books contain the curriculum introduction, lesson plan, stories and activities for each Bible Truth in a unit. There are three stories per Bible Truth: an Old Testament, New Testament and church history/missions story. All three reinforce the same Bible truth concept, but from a different perspective. Each story has its own set of eleven response activities.

### **➔ PFI Unit Songbook (ESV/NIV) --offered for each unit**

The PFI Unit Songbooks provide lead sheets and sign language for every song used in a unit. The audio music is available for download online at [www.praisefactory.org](http://www.praisefactory.org).

### **PFI Unit Prontos (ESV/NIV) --offered for each unit**

The PFI Prontos books provide all of the unit's take home sheets. They are offered separately from the rest of the curriculum because they are usually photo-copied. These take-home sheets include the key concepts, lyrics to the songs, the session story, some review questions, a prayer and an activity sheet.

All of these materials may be photocopied for non-commercial church, classroom or school use by licensed users.

## About the PFI Songbooks

Music is a very powerful way to place truths in the heart for a lifetime.

For this reason, every Big Question and all the Bible verses are set to music. These songs are also available for download. What makes this music different is that it is directly related to each lesson. Your kids are listening to what you are teaching in class and through the power of music, are far more likely to retain it.

The curriculum is available in

- NIV 1984 (the Bible version used for the 1st edition of the curriculum) and
- a (largely) ESV version

### **Bible Truth Hymn:**

One or more verses of a hymn are included with every Bible truth. The lyrics, a short explanation about the hymn, lead sheet music and sign language are all found in this book. The PFI Core Curriculum provides more resources for use with the hymn, including in-depth discussion questions about the hymn and how it ties in with the Bible truth and the stories. Song games that can be used with the sign language are included in the back of this songbook. The audio for every hymn is found online for download.

### **Bible Truth Bible Verse:**

Each Bible Truth has a Bible verse that is central to the concept. This verse has been set to music to help the children remember it. As with the Bible Truth hymn, the lyrics, a short explanation about the Bible verse, lead sheet music and sign language for this verse are all found in this book. And, the PFI Core Curriculum provides more resources for use with the Bible verse song, including in-depth discussion/questions about the verse and how it ties in with the Bible truth and the stories. Song games that can be used with the sign language are included in the back of this songbook. The audio for every song is found online for download.

## **Extra Songs**

Sometimes an extra hymn or Bible verse song/s are included in the music for a particular Bible Truth. Sometimes it is another version of music for the same song which might better suit older/younger children. Many times it is a completely different verse that relates well to the Bible Truth. This is especially true of the ESV version. For these songs, the lyrics, a short explanation about the Bible verse, lead sheet music and sign language for this verse are all found in this book. There are no additional discussion questions in the PFI Core Curriculum related to these songs. The audio for these songs are found online for download.

## **Other Praise Factory Resources**

PFI: Praise Factory Investigators is the third in a family of three, inter-related curriculums:

- Hide 'n' Seek Kids (focus group: ages 2-4; adaptable range: ages 2-pre-K 5's)
- Deep Down Detectives (focus group: ages 4--6's; adaptable range: ages 3-2nd grade)
- PFI: (focus group: grades K-5th grade; adaptable range: pre-K 5's-6th grade)

Each curriculum teaches the same biblical themes, but present them in greater depth as the children grow and develop. Together, the curriculums work like an expanding spiral of truth that returns to reinforce the same truths with each curriculum, while leading the children to deeper understanding with each step up.

Learn more about these curriculums as well as other resources and ideas for reaching children with the gospel at: [www.praisefactory.org](http://www.praisefactory.org).

---

# PFI ESV SONGS 1 TRACK NUMBERS

---

This is a listing of all songs mentioned in the unit curriculum. You may or may not choose to use all of the songs. They are listed in easy-reference order--NOT in the order used in the curriculum.

You may choose to simply burn a CD/load them onto an mp3 device in this order. Or, you may want to do what we do: choose the songs we want to use and create a playlist of them in that order. Then, we burn a CD/upload the playlist onto an mp3 device. A teacher only has to click forward to the next song, instead of hunting for the right track. The track number have been included as part of the title of each song, teachers will still have a reference to the track number listed in the curriculum (same as those listed below), even if you change the order on your customized playlist.

- 1 PFI Theme Song
- 2 WoGoLOA Rules Song

## **UNIT 1: THE GOD WHO REVEALS HIMSELF**

- 3 Big Q & A 1 Song
- 4 Big Question 1 Song: How Can I Know What God Is Like?
- 5 Unit 1 Bible Verse: The LORD Declares Amos 4:13, ESV
- 6 Extra Unit 1 Bible Verse: He Who Declares His Thought Amos 4:13, ESV
- 7 Extra Unit 1 Bible Verse: He Who Forms the Mountains Amos 4:13, ESV
- 8 Extra Bible Verse Song: Behold Amos 4:13, ESV
- 9 Extra Bible Verse Song: For Behold Amos 4:13, ESV

### **Why the Extra Songs?**

PFI is a curriculum used by a wide age-span of kids. Sometimes one of the other songs is a better fit for your kids. Or, you may simply want to teach them more songs on the same Bible Truth. Use as many or as few as you want.

### **Bible Truth 1: God Made Our Hearts to Know and Love Him**

- 10 Hymn: Be Thou My Vision, v.1
- 11 Hymn: Be Thou My Vision, v.2
- 12 Bible Verse: O God, You Are My God Psalm 63:1,5 ESV
- 13 Extra Bible Verse: You Are My God Psalm 63:1,5 ESV
- 14 Extra Bible Verse: As the Deer Psalm 42:1-2, HCSB

### **Bible Truth 2: God's Creations Tell Us about Him**

- 15 Hymn: O Worship the King, v.3
- 16 Bible Verse: O LORD, Our Lord Psalm 8:1,3-4, ESV
- 17 Extra Bible Verse: The Heavens Declare Psalm 19:1-4, ESV

### **Bible Truth 3: God Spoke to His People through Prophets Long Ago**

- 18 Hymn: The God of Abraham Praise, v.2
- 19 Bible Verse: I Will Raise Up Deuteronomy 18:18-19, HCSB


### **Bible Truth 4: God Speaks through His Word, the Bible**

- 20 Hymn: Amazing Grace, v.4
- 21 Bible Verse: Open My Eyes Psalm 119:18,72-73, ESV


### **Bible Truth 5: God Reveals Himself Most Completely through His Son, Jesus**

- 22 Hymn: O For a Thousand Tongues to Sing, v.1
- 23 Bible Verse: The Son is the Radiance Hebrews 1:3, ESV
- 24 Extra Bible Verse: Whoever Has Seen Me John 14:9, ESV





**Unit 1 Opening Music**  
songs used every session  
*lyrics and lead sheets*



## **PFI Theme Song**

PFI ESV Songs 1, Track 1

We're PFI: Praise Factory Investigators,  
Diggin' deep down for truths in God's Word,  
That's PFI: Praise Factory Investigators,  
Diggin' deep down for truths in God's Word,  
We're looking for answers to very big questions,  
Big questions about God,  
If you're looking for answers to very big questions 'bout  
God, come along...

Join PFI: Praise Factory Investigators,  
Diggin' deep down for truths in God's Word,  
That's PFI: Praise Factory Investigators,  
Diggin' deep down for truths in God's Word.  
Deep down, diggin' down, Let's go diggin' down,  
Deep down, diggin' down,  
'Til answers to all our Big Questions we've found.

We're PFI: Praise Factory Investigators,  
Diggin' deep down for truths in God's Word,  
That's PFI: Praise Factory Investigators,  
Diggin' deep down for truths in God's Word.



# WoGoLOA Rules Song

PFI ESV Songs 1, Track 2

Refrain:

WoGoLOA means "Worship God  
and love one another,"

WoGoLOA means "Worship God  
and love one another."

WoGo means "Worship God."

Sound off, 1,2,3,

Joyfully take part,

Listen to others,

Obey your teachers. (*Refrain*)

LOA means "Love One Another."

Sound off, 1,2,3,

Be kind,

Be encouraging,

Help others, help others. (*Refrain twice*)

## **Big Q & A 1 Song**

PFI ESV Songs 1, Track 3

How can I know what God is like,  
God is like, God is like?  
How can I know what God is like?  
He shows me what He's like!

Words: Constance Dever Music: Adapted Nursery Rhyme ©2012

## **Unit 1 Bible Verse Song: The LORD Declares**

PFI ESV Songs 1, Track 5

The LORD declares to man His thought,  
The LORD declares to man His thought,  
The LORD declares to man His thought,  
Amos Four, thirteen.

Words: adapted from Amos 4:13 ESV Music: Constance Dever ©2012

## **Unit 1 Bible Verse Song: He Who Declares His Thought**

PFI ESV Songs 1, Track 6

He who declares His thought,  
He who declares His thought to man.  
He who declares His thought,  
He who declares His thought to man.

The LORD, the LORD, is His name.  
The LORD, the LORD, is His name.  
The LORD, the LORD, is His name.  
The LORD, the LORD, is His name.  
Amos Four, thirteen.

Words: adapted from Amos 4:13 ESV Music: Constance Dever ©2015

## **Unit 1 Extra Bible Verse Song: He Who Forms the Mountains**

PFI ESV Songs 1, Track 7

For behold, He who forms the mountains,  
Creates the wind,  
and declares to man his thought,  
For behold, He who forms the mountains,  
Creates the wind,  
and declares to man his thought,  
The LORD, the God of hosts is His name.  
Amos Four, thirteen.

Words: adapted from Amos 4:13 ESV Music: Constance Dever ©2015

## **Unit 1 Extra Bible Verse Song:**

### **Behold**

PFI ESV Songs 1, Track 8

Behold, for behold, Behold, for behold,  
The LORD, the God of hosts is His name.  
Behold, for behold, Behold, for behold,  
The LORD, the God of hosts is His name.

He who forms the mountains, creates the wind,  
And declares to man what is His thought.  
He who forms the mountains, creates the wind,  
And declares to man what is His thought.

Behold, for behold, Behold, for behold,  
The LORD, the God of hosts is His name.  
Behold, for behold, Behold, for behold,  
The LORD, the God of hosts is His name.  
Amos Four, thirteen.

Words: adapted from Amos 4:13 ESV Music: Constance Dever ©2015

## Unit 1 Extra Bible Verse Song:

### For Behold

PFI ESV Songs 1, Track 9

For behold,  
He who forms the mountains,  
Creates the wind,  
and declares to man his thought,  
For behold,  
He who forms the mountains,  
Creates the wind,  
and declares to man his thought,  
The LORD, the God of hosts,  
Is His name.  
The LORD, the God of hosts,  
Is His name.  
Amos Four, thirteen.

Words: adapted from Amos 4:13 ESV    Music: Constance Dever ©2015

# Big Question 1 Song:

## How Can I Know What God Is Like?

PFI ESV Songs 1, Track 4

I have a very big question,  
A big question 'bout God.  
I have a very big question,  
It's Big Question Number One,  
I wanna know...

*Refrain:*

How can I know what God is like?  
How can I know what God is like?  
How can I know what God is like?  
He shows me what He's like!

Verse 1:

He gave me a heart to know God,  
He made everything I see.  
Big tall mountains, galloping horses,  
Every little bird and bee.  
Everybody sing... (*Refrain*)

Verse 2:

He gave us the Bible, His Word,  
To learn of His mighty deeds,  
But most of all, through Jesus, His Son,  
God shows Himself to me.  
Everybody sing.... (*Refrain*)

# PFI Theme Song

PFI ESV Songs 1, Track 1

Chords: Cm Cm(#5) Cm6 Cm(#5) Cm Cm(#5)

4 Cm6 Cm(#5) Cm Cm(#5) Cm6 Cm(#5)

We're P F I, Praise Fac - try In-ves - ti - ga - tors,

7 Cm Cm(#5) Cm6 Cm(#5) Cm Cm(#5)

Dig - ging deep down for truths in God's Word, That's P F I, Praise Fac -

10 Cm6 Cm(#5) Cm G7 Cm

- try In-ves - ti - ga - tors, Dig - ging deep down for truths in God's Word, We're

13 Cm(#5) Cm6 Cm(#5) Cm Cm(#5) Cm6 Cm(#5) G7 Cm Cm

look - ing for an swers, to ve - ry big ques tions, Big ques - tions 'bout God, If you're

17 Cm(#5) Cm<sup>6</sup> Cm(#5) Cm Cm(#5) Cm<sup>6</sup> Cm(#5) G<sup>7</sup> Cm Cm

look-ing for an swers, to ve-ry big ques tions,'bout God, come a- long, Join

21 Cm Cm(#5) Cm<sup>6</sup> Cm(#5) Cm Cm(#5)

P F I, Praise Fac - try In-ves - ti - ga - tors, Dig-ging deep down for

24 Cm<sup>6</sup> Cm(#5) Cm Cm(#5) Cm<sup>6</sup> Cm(#5) Cm

truths in God's Word, That's P F I, Praise Fac - try In-ves ti-ga-tors, Dig-ging deep down for

28 G<sup>7</sup> Cm B<sup>b</sup> Cm Gm

truths in God's Word. Deep, - down, dig - gin' down, Let's go dig - gin' down,

32 Cm B<sup>b</sup> Cm G<sup>7</sup>

Deep, - deep, dig - gin' down, 'Til an-swes to all our Big



36 Cm Cm(#5) Cm6 Cm(#5) Cm Cm(#5)

Ques-tions we've found...

40 Cm6 Cm(#5) Cm Cm(#5) Cm6 Cm(#5) Cm Cm(#5)

We're P F I, Praise Fac - try In-ves ti-ga-tors Dig-ging deep down\_ for

44 Cm6 Cm(#5) Cm Cm(#5)

truths in God's Word, That's P F I, Praise Fac -

46 Cm6 Cm(#5) Cm ritard G7 Cm

- try In-ves - ti - ga - tors, Dig - ging deep down\_ for truths in God's Word.

# WoGoLOA Rules Chant

PFI ESV Songs 1, Track 2

*Kids! This is our rules song. It reminds us of things we can do that help us all to worship God and love one another during our time together in Praise Factory!*

1 C F C  
 \* sung by Groups A & B

Wo-Go-LO - A means wor-ship God and love one a - noth - er.\_\_\_\_\_ Wo-Go-LO - A means

6 F C G C \* spoken (not sung) back and forth between Groups A & B

wor-ship God and love one a - noth - er.\_\_\_\_\_ Wo-Go means, "Wor-ship God!" Sound off...

12

1 - 2 - 3! Joy-ful - ly...take part! Lis- ten... to oth - ers!\_ O- bey...your tea- chers!

19 C F C  
 \* sung by Groups A & B

Wo-Go-LO - A means wor-ship God and love one a - noth - er.\_\_\_\_\_ Wo-Go-LO - A means

24 F C G C \* spoken (not sung) back and forth between Groups A & B

wor-ship God and love one a - noth - er.\_\_\_\_\_ LO-A means, "Love one a noth er" Sound off!

30

1 - 2 - 3! Be... kind! Be en... cour-ag - ing! Help... oth - ers!

37 C F C  
 \* sung by Groups A & B

Wo - Go-LO - A means wor - ship God and love one a - noth - er.\_\_\_\_\_

41 F C G C

Wo - Go-LO - A means wor - ship God and love one a - noth - er.\_\_\_\_\_

Words and Music: Constance Dever ©2012

# Big Q & A 1 Song

PFI ESV Songs 1, Track 3

The musical score is written on two staves in G major (one sharp) and 4/4 time. The first staff contains three measures of music with lyrics: 'How can I know what God is like? God is like? God is like?'. Above the first measure is a 'D' chord symbol, above the second is an 'A' chord symbol, and above the third are 'D E A' chord symbols. The second staff begins with a measure rest labeled '5', followed by three measures of music with lyrics: 'How can I know what God is like? He shows me what He's like!'. Above the first measure of the second staff is a 'D' chord symbol, above the second is an 'A' chord symbol, and above the third is a 'D' chord symbol.

Words: Constance Dever Music: Adapted Nursery Rhyme ©2012

# Big Question 1 Song

PFI ESV Songs 1, Track 4



I have a ve-ry big ques-tion, a big ques-tion 'bout God, I have a ve-ry big



ques-tion, It's Big Ques-tion Num-ber One. I wan-na know: "How can I know what



God is like? How can I know what God\_ is like? How can I know what God\_ is like? He



shows me what He's like!" My heart can\_ know and love God, He made ev' ry-thing I



see, Big, tall moun-tains, gal-lop-ing hor-ses, ev'-ry lit-tle bird and bee.



\_ev'ry-bo-dy sing: "How can I know what God\_ is like? How can I know what



God\_ is like? How can I know what God\_ is like? He shows me what He's like!" He

33 A D G A D A

gave us, the Bi-ble, His Word, to learn of His might-y deeds, But most of all, in

38 G D A

Je-sus, His Son, God shows Him-self to me. Ev'-ry-bo-dy sing: "How can I know what

42 G D

God\_ is like? How can I know what God\_ is like? How

45 G D A D

can I know what God\_ is like? He shows me what He's like!"

Words and Music: Constance Dever ©2012

# Amos 4:13 The LORD Declares

## Big Question 1 Bible Verse

PFI ESV Songs 1, Track 5

C D F G C D F G

The LORD de- clares to man his thought, The LORD de- clares to man his thought, The

5 C D F G Am C D F C

LORD de- clares to man his thought. A - mos four, thir - teen.

Words: adapted from Amos 4:13 ESV Music: Constance Dever ©2012

# Amos 4:13 He Who Declares His Thought

## Unit 1 Extra Bible Verse

PFI ESV Songs 1, Track 6

E $\flat$ (add4)/A $\flat$  A $\flat$ 6 A $\flat$ (sus2) E $\flat$ (add4)/A $\flat$  A $\flat$ 6 A $\flat$ (sus2) A $\flat$  E $\flat$

He who de - clares his thought, He who de - clares his thought to man,

6 E $\flat$ (add4)/A $\flat$  A $\flat$ 6 A $\flat$ (sus2) E $\flat$ (add4)/A $\flat$  A $\flat$ (sus2) A $\flat$ 5(add6/6) A $\flat$ 6(omit3)

He who de- clares his thought, He who de- clares his thought to man.

12 A $\flat$ (sus2) A $\flat$  A $\flat$ 6(omit3) A $\flat$  A $\flat$ (sus2) A $\flat$  A $\flat$ 6

Words: adapted from Amos 4:13 ESV Music: Constance Dever ©2012

The Lord, God of hosts is his name. The Lord, God of

18 A $\flat$ maj7 A $\flat$ 6 A $\flat$ (sus2) A $\flat$  A $\flat$ 6(omit3) A $\flat$  A $\flat$ (sus2)

hosts is his name. the Lord, God of hosts is his name,

24 A $\flat$  A $\flat$ 6 A $\flat$ maj7 A $\flat$ 6 A $\flat$ (sus2) A $\flat$  A $\flat$ 6 A $\flat$ (sus2)

The Lord, God of hosts is his name. A - mos Four, thir - teen.

Words: adapted from Amos 4:13 ESV Music: Constance Dever ©2012

# He Who Forms the Mountains

PFI ESV Songs 1, Track 7

## Unit 1 Extra Bible Verse

D Bm G A D Bm

For be-hold, He\_\_\_ who forms the moun-tains, cre - ates the wind, and de -

Detailed description: This block contains the first three measures of the song. The music is in G major (one sharp) and 4/4 time. The melody starts with a quarter note G, followed by a quarter note A, and a quarter note B. The lyrics are 'For be-hold, He\_\_\_ who forms the moun-tains, cre - ates the wind, and de -'. Chords are indicated above the staff: D, Bm, G, A, D, Bm.

4 A D Bm G A

clares to man his thought, For be-hold, He\_\_\_ who forms the moun-tains, cre -

Detailed description: This block contains measures 4, 5, and 6. The melody continues with a quarter note G, a quarter note A, and a quarter note B. The lyrics are 'clares to man his thought, For be-hold, He\_\_\_ who forms the moun-tains, cre -'. Chords are indicated above the staff: A, D, Bm, G, A.

7 D Bm A

ates the wind, and de clares to man his thought, the LORD, the God of hosts,

Detailed description: This block contains measures 7, 8, and 9. The melody continues with a quarter note G, a quarter note A, and a quarter note B. The lyrics are 'ates the wind, and de clares to man his thought, the LORD, the God of hosts,'. Chords are indicated above the staff: D, Bm, A.

11 F#m G A Bm

Lord, the God of hosts, is his\_\_\_ name.

Detailed description: This block contains measures 10, 11, 12, and 13. The melody continues with a quarter note G, a quarter note A, and a quarter note B. The lyrics are 'Lord, the God of hosts, is his\_\_\_ name.'. Chords are indicated above the staff: F#m, G, A, Bm.

14

A - mos Four, thir - teen.\_\_\_\_\_

Detailed description: This block contains measure 14, which is the final measure of the song. The melody continues with a quarter note G, a quarter note A, and a quarter note B. The lyrics are 'A - mos Four, thir - teen.\_\_\_\_\_'. The staff ends with a double bar line.





# For Behold

PFI ESV Songs 1, Track 9


## Unit 1 Extra Bible Verse

The musical score is written in 4/4 time and consists of four staves. The lyrics are: "For be-hold! He who forms the moun-tains, cre - ates the wind, and de - clares to man his thought, For be hold! He who forms the moun-tains, cre - ates the wind, and de clares to man his thought. The LORD, the God of Hosts, is his name, The LORD, the God of Hosts, is His name. A - mos Four, thir - teen."


Chords are indicated above the notes: C, F, C, F, C, F, Fmaj7, G, C, F, C, F, C, F, Am, G, F, C, F, C, G, C, G, C.

Words: adapted from Amos 4:13 ESV Music: Constance Dever ©2012





**Unit 1 Bible Truth Music**  
**songs for each Bible Truth**  
*lyrics and sign language, followed by lead sheets*



## Be Thou My Vision

### Verse 1

Be Thou my vision,  
O Lord of my heart;  
Naught be all else to me,  
Save that Thou art;  
Thou my best thought,  
By day or by night,  
Waking or sleeping,  
Thy presence my light.

### Verse 2

Be Thou my Wisdom,  
And Thou my true Word;  
I ever with Thee  
And Thou with me, Lord;  
Thou my great Father,  
I, Thy true son;  
Thou in me dwelling,  
And I with Thee one.

about this hymn:

Words: Ancient Irish; tr. Mary E. Byrne Music: Traditional Irish Melody; harm. David Evans

Long ago, a woman named Mary Byrne was thinking about this Bible truth, too. She translated from Irish into English a hymn called "Be Thou My Vision." We're going to learn two verses from it.

God's people want God to be their vision—the one they think about most of all, the one who is the best thing they can think of. They keep thinking about Him, both in a special time of praying and reading...and all through the rest of the day and night. They think about Him and know He is with them. His presence guides them, like a light in darkness. He lives inside their heart, giving them wisdom and showing them what He's like.

**Be Thou My Vision, v.1**

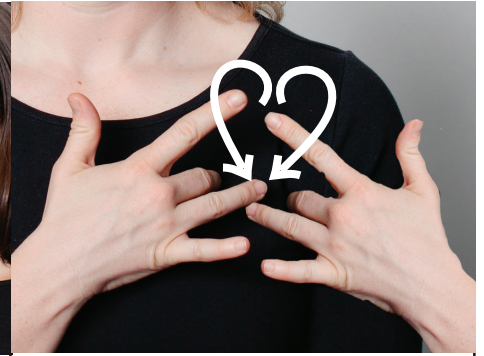
**PFI ESV Songs 1, Track 10**



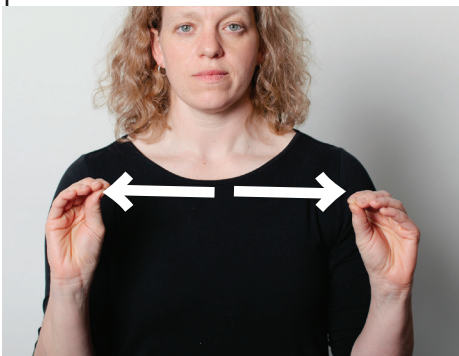
**Thou**  
Right open hand moves up a short ways from shoulder height.



**Vision**  
Index and middle finger of right "V" hand, palm facing in, are placed near eyes then moved forward.



**Heart**  
Middle fingers are used to traced out the shape of a heart on upper left chest.



**Naught (Nothing)**  
"O" hands are held in front of chest, fingers touching and palms facing forward. Simultaneously move both hands apart to each side.



**Thought**  
Make down and outward circles with the index finger of each hand near sides of forehead, palms facing in.



**Night**  
Left flat hand is held horizontally, palms facing down, fingers pointing right. Curved right hand, palm down and fingers pointing forward is brought down to right on back of left hand, ending with fingers pointing downward.



**Sleeping**  
Palm side of right open hand is placed in front of face and moved down to below the chin, changing into an "and" hand.



**Presence**  
Both slightly curved hands are raised simultaneously, palms facing each other. The right palm stops just short of the left palm, as if a person coming to stand before another person.

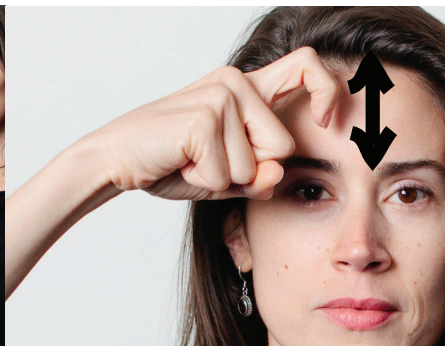


**Light**  
Hold both hands at chest level, fingertips together. Open hands into "5" hands as they move up and out to the side, palms facing out.



**Be Thou My Vision, v.2**

**PFI ESV Songs 1, Track 11**



**Thou**  
Right open hand moves up a short ways from shoulder height.

**Wisdom**  
Bent finger of right "X" hand is moved up and down several times. Make movement from the wrist.


**Word**  
Left middle finger touches right palm, then right middle finger touches left palm. Bring flat hands are held together, palms touching and fingertips pointing forward, then opened with the little fingers still touching as if opening a book. (Signs for Jesus + book)



**With**  
"A" hands, knuckles move forward together, away from the chest.

**Lord**  
Thumb of right "L" hand, palm facing left. touches left shoulder, then is brought down to touch right hip.

**Father**  
Tap thumb of right "5" hand on forehead a few times.



**True**  
Place the right index finger, palm facing left, on lower lip. Move the finger up and then out, making an arc.

**Dwelling**  
Upturned thumbs of "A" hands move upward in front of chest in unison.

**One**  
Link index fingers and thumbs of both hands, with rest of fingers extended. Move both hands back and forth a few times.

## O God, You Are My God

Refrain:

O God, You are my God, earnestly I seek You,  
O God, You are my God, earnestly I seek You  
My soul thirsts for you, my flesh faints for you,  
As in a dry and weary land,  
Where there is no water.

### Verse 1

My soul thirsts for you,  
My flesh faints for you,  
As in a dry and weary land,  
Where there is no water. (repeat) *Refrain*

### Verse 2

My soul will be satisfied, as with rich food,  
My soul will be satisfied,  
And my mouth will praise you. (repeat) *Refrain*

Psalm Sixty-three, one and five.


about this Bible verse:

Words: adapted from Psalm 63:1,5 ESV Music: Constance Dever ©2011

God made our bodies (or flesh) to need water to live. When we go too long without water, such as on a hot summer's day, we get so thirsty that nothing else will do. It's the same with our heart (our soul). God made our heart to need Him. Our hearts long to be satisfied by knowing and loving God. God's people especially know this because His Holy Spirit lives in their heart. They praise God because He satisfies them like nothing else can. God gave us each a heart that desires to know and love Him. When we do know Him, He satisfies us in a way that nothing else can. The more we know Him, the more joy we have.

**O God, You Are My God: Psalm 63:1,5**


**PFI ESV Songs1, Track 12**



**God**  
Right open hand, palm facing left, is held up above head level then brought down and back in a slight arc, ending with a "B" hand at the upper chest level.

**You**  
Point right index finger forward.

**My**  
Right "5" hand is placed on chest.



**Earnestly**  
Place the right index finger, palm facing left, on lower lip. Move the finger up and then out, making an arc.

**Seek**  
Right "C" hand makes a few circular motions near face from right to left.

**Soul**  
Touch the thumbs and index fingers of both "T" hands to each other, right hand above left, palms facing each other. Draw hands apart in an upward motion.



**Thirsts**  
Right index finger starts at chin and strokes down throat, ending near base of neck.

**Flesh**  
Both flat hands touch body on upper chest then move downward and touch body again.

**Dry**  
The "X" finger is slid from left to right across lips.




**O God, You Are My God: Psalm 63:1,5, cont'd**

**PFI ESV Songs1, Track 12**



**Land**  
Thumb and fingers of both hands, palms facing up, are moved back and forth over each other, as if feeling imaginary soil in each hand.



**No**  
Both open palms are thrust out and to the left as if pushing something away from one's self.



**Water**  
Touch mouth index finger of right W hand a couple times.



**Satisfied**  
Both "B" hands are placed against the chest, palms down and with right hand above left hand. Move both down simultaneously a few inches.




**Rich**  
Both flat hands are moved in a forward circular motion with palms brushing chest on the inward portion of the circle.



**Food**  
Closed right hand touches near mouth several times as if eating.



**Mouth, Lips**  
Right index finger points to lips.



**Praise**  
Clap the right hand on top of the left hand several times.



**Joyful**  
Both flat hands are moved in a forward circular motion with palms brushing chest on the inward portion of the circle.

## You Are My God

### Refrain:

O God, You are my God,  
Earnestly I seek You,  
O God, You are my God,  
Earnestly I seek You.

### Verse 1

My soul thirsts for you,  
My flesh faints for you,  
As in a dry and weary land,  
Where there is no water. (repeat) *Refrain*

### Verse 2

My soul will be satisfied,  
As with rich food,  
My soul will be satisfied,  
And my mouth will praise you. (repeat) *Refrain*

Psalm Sixty-three, one and five.

about this Bible verse:

Words: adapted from Psalm 63:1,5 ESV Music: Constance Dever ©2011

God made our bodies (or flesh) to need water to live. When we go too long without water, such as on a hot summer's day, we get so thirsty that nothing else will do. It's the same with our heart (our soul). God made our heart to need Him. Our hearts long to be satisfied by knowing and loving God. God's people especially know this because His Holy Spirit lives in their heart. They praise God because He satisfies them like nothing else can. God gave us each a heart that desires to know and love Him. When we do know Him, He satisfies us in a way that nothing else can. The more we know Him, the more joy we have.

**You Are My God: Psalm 63:1,5**

**PFI ESV Songs1, Track 13**




**God**

Right open hand, palm facing left, is held up above head level then brought down and back in a slight arc, ending with a "B" hand at the upper chest level.



**You**

Point right index finger forward.



**My**

Right "5" hand is placed on chest.



**Earnestly**

Place the right index finger, palm facing left, on lower lip. Move the finger up and then out, making an arc.




**Seek**

Right "C" hand makes a few circular motions near face from right to left.



**Soul**

Touch the thumbs and index fingers of both "T" hands to each other, right hand above left, palms facing each other. Draw hands apart in an upward motion.



**Thirsts**

Right index finger starts at chin and strokes down throat, ending near base of neck.



**Flesh**

Both flat hands touch body on upper chest then move downward and touch body again.



**Dry**

The "X" finger is slid from left to right across lips.




**You Are My God: Psalm 63:1,5, continued**

**PFI ESV Songs1, Track 13**



**Land**

Thumb and fingers of both hands, palms facing up, are moved back and forth over each other, as if feeling imaginary soil in each hand.



**No**

Both open palms are thrust out and to the left as if pushing something away from one's self.



**Water**

Touch mouth index finger of right W hand a couple times.



**Satisfied**

Both "B" hands are placed against the chest, palms down and with right hand above left hand. Move both down simultaneously a few inches.



**Rich**

Both flat hands are moved in a forward circular motion with palms brushing chest on the inward portion of the circle.



**Food**

Closed right hand touches near mouth several times as if eating.



**Mouth, Lips**

Right index finger points to lips.



**Praise**

Clap the right hand on top of the left hand several times.



**Joyful**

Both flat hands are moved in a forward circular motion with palms brushing chest on the inward portion of the circle.

## As a Deer

As a deer longs for streams of water,  
So I long for you, O God.

As a deer longs for streams of water,  
So I long for you, O God.

I thirst for God,

I thirst for the living God

When can I come and appear before God?

Psalm Forty-two, one and two.

about this Bible verse:

Words: Psalm 42:1-2, HCSB Music: Constance Dever ©2012

A thirsty deer searches for a stream of water to satisfy his thirst. He must have it if he is to live. That's how God made his body. In the same way, our heart (or soul) longs for God because He made us to need Him. We may try to satisfy ourselves with other things, but until we know God, we will still long for something more. That's how He made us. He is the living God and there's nothing in the whole world that we need or want more than Him.

As a Deer: Psalm 42:1-2, HCSB

PFI ESV Songs 1, Track 14



**Deer**

"5" hands, palms up, are placed on each side of head, with thumbs touching head. Simulates antlers.



**Longs**

Both upturned "5" hands are held side by side in front of chest. Bring both hands in, drawing in the fingers slightly to a grasping position.



**Water**

Touch mouth index finger of right W hand a couple times.



**I**

Point to self with right index finger.



**You (God)**

Right open hand moves up a short ways from shoulder height.



**God**

Right open hand, palm facing left, is held up above head level then brought down and back in a slight arc, ending with a "B" hand at the upper chest level.



**Living**

Upturned thumbs of "A" hands move upward in front of chest in unison.



**Come**

Move right pointer finger in a slight arc towards self.



**Appear Before**

Both slightly curved hands are raised simultaneously, palms facing each other. The right palm stops just short of the left palm, as if a person coming to stand before another person.

**Be Thou My Vision, vs.1,2**

D                      Em                      Bm      A      D      A                                      Bm      A      D      A

1. Be Thou my vi - sion, O Lord of my heart; Naught be all else to me save that Thou art;  
 2. Be Thou my wis - dom, and Thou my true word; I ev - er with Thee and Thou with me, Lord.  
 3. Rich - es I \_\_\_ heed not, or man's em - pty praise, Thou my in - her - i - tance, now and al - ways,

9                      G    A      D      A<sup>7</sup>      Bm      A

Thou my \_\_\_ best \_\_\_ thought, \_\_\_ by day or by night,  
 Thou my \_\_\_ great \_\_\_ Fa - ther, I Thy true son, \_\_\_  
 Thou and \_\_\_ Thou \_\_\_ on - ly, first in my heart, \_\_\_

13                      Bm                      A                      B                      D                                      Em      Bm      Em<sup>7</sup>      D

Wak - ing or sleep - ing, Thy \_\_\_ pres - ence my light.  
 Thou in me dwell - ing, and \_\_\_ I with Thee one.  
 High King of heav - en, my \_\_\_ trea - sure Thou art.

Words: Ancient Irish; tr. Mary E. Byrne    Music: Traditional Irish Melody; harm. David Evans







40 G D A Bm A G G(add9) G G<sup>6</sup>

soul shall be sa - tis - fied, Sa - tis - fied as with rich food, and my mouth will

45 D A G Bm G D A Bm A

praise You. My soul shall be, My soul shall be sa - tis - fied, Sa - tis - fied as

51 G G(add9) G G<sup>6</sup> D A D A

with rich food, and my mouth will praise You. O God, you are my

56 Bm Gmaj7 A D A Bm Gmaj7

God, ear - nest - ly I seek You, O God, you are my God, ear - nest - ly I

61 A Bm Gmaj7 A D

seek You, Ear - nest - ly I seek You.

65 G Bm D A D

Psalm Six - ty - three, one and five.

**You Are My God**

G C G D G D G

O God, you are my God; ear-nest-ly I seek you; O God, you

6 C G D G D G

are my God; ear-nest-ly I seek you; My soul thirsts for you:—

11 G C G D Em

my flesh faints for you;— As in a dry and wear-y land—

15 C D G D G<sup>6</sup>

where there is no wa-ter, My soul thirsts for you:—

19 C D G D G C

my flesh faints for you;— As in a dry and wear-y land— where there is no

24 D G C G D

wa-ter, O God, you are my God; ear-nest-ly I

29 G D G C G D G

seek you; O God, you are my God; ear-nest-ly I seek you;

34 D G G<sup>6</sup> C D

My soul will be sa-tis-fied,— as with rich food—

38 G D Em C D

My soul will be sa - tis fied, and my mouth will praise you, My soul will be

43 D G G<sup>6</sup> C D G D Em

sa - tis fied, as with rich food My soul will be sa - tis fied,

48 C D G C G

and my mouth will praise you, O God, you are my God;

53 D G D G C G

ear - nest - ly I seek you; O God, you are my God;

57 D G G C D G

ear - nest - ly I seek you! Psalm Six - ty - three, one and five.

Words: adapted from Psalm 63:1,5 ESV Music: Constance Dever ©2012

**As a Deer**

B $\flat$ 
E $\flat$ 
B $\flat$ 
E $\flat$ 
B $\flat$ 
F
B $\flat$

As a deer longs for streams of wa-ter, So I long for You, O God! As a deer longs for

6

E $\flat$  B $\flat$  B $\flat$  E $\flat$  B $\flat$  E $\flat$  B $\flat$  E $\flat$

streams of wa-ter, So I long for You, O God! I thirst for God. I thirst for the

12

F B $\flat$

li - ving God. When can I come and ap -

14

F B $\flat$  F B $\flat$

pear be - fore God? Psalm For - ty Two,— one and two.

Words: adapted from Psalm 42:1,2 HCSB Music: Constance Dever ©2012

## O Worship the King

### Verse 3

Thy bountiful care what tongue can recite?  
It breathes in the air,  
It shines in the light,  
It streams from the hills,  
It descends to the plain,  
And sweetly distills in the dew and the rain.

about this hymn:

Words: Robert Grant Music: Attr. Johan Michael Haydn

Long ago, a man named Robert Grant was thinking about this Bible truth, too. He wrote the words to a hymn called "O Worship the King." We're going to learn a verse from it.

All of God's creation tells us about Him. We can look at everything from the air to the light, to the hills and plains, to the dew and rain, and see that God cares for us bountifully--that is, His care overflows for us. We need never lack anything. What a wonderful thing that is for God's creations to show us about Him!

**O Worship the King, v.3**

**PFI ESV Songs 1, Track 15**



**Bountiful**

Start with flat right hand on top of left S hand. Move right hand over and down thumb side of left S hand.

**Tongue**

Point both "L" hands towards each other, then move each hand to the side twisting them from the wrist as they move outward.

**Breathes**

Both open flat hands are placed on chest and moved forward and back off of chest a few times. (Simulating rise and fall of chest in breathing.)



**Light, Shines**


"Hold both hands at chest level, fingertips together. Open hands into "5" hands as they move up and out to the side, palms facing out.

**Hills**

Both "5" hands, palms facing forward and fingertips up, trace a wavy line like a line of mountain (or hill) tops.

**Descends**

Right hand, index finger extended, moves downward a few inches.



**Plains**

Thumb and fingers of both hands, palms facing up, are moved back and forth over each other, as if feeling imaginary soil in each hand.

**Distills**

Hold both "And" hands together in front of body, then open hands, spreading fingers apart, as both hands move forward and to each side.

**Rain**

Move both hands down as you wiggle the fingers.

## O LORD, Our Lord

O LORD, our Lord, how majestic is your name!  
How majestic is your name in all the earth!  
O LORD, our Lord, how majestic is your name!  
How majestic is your name in all the earth!  
When I look at the heavens,  
The work of your fingers,  
The moon and the stars,  
That you have set in place,  
What is man? What is man?  
That you are mindful of him?  
And the son of man that you care for him?  
Psalm Eight, verses one, three and four.

about this Bible verse:

Words: Psalm 8:1,3-4, ESV Music: Constance Dever ©2012

God created the heavens and the earth. Creations show us the “name” of their creator. That means they tell us something about their creator. When we look at all that God has made in the earth around us, we can see that His name is majestic--He is so wise, so beautiful, so power, so much greater than anyone or anything else. The heavens God made are so great! They display some of His glory: how good and great He is. Everyone can look up in the heavens and see a picture of God’s glory in what they see. When we look at them and think about how small we are, it’s amazing to think that God cares so much about us! To think: He created all these things to show us what He is like! And to think: that of all His creations, He sent His Son to die for us!





**LORD, Lord**  
Thumb of right "L" hand, palm facing left, touches left shoulder, then is brought down to touch right hip.



**Majestic**  
Both upturned open hands held in front of body and lifted up in front of the face.



**Name**  
Right open hand, palm facing left, is held up



**Earth**  
Thumb and index fingers of downturned right "5" hand are placed on sides of downturned "5" hand. The right hand pivots back and forth while keeping light contact with left hand.



**Heavens**  
Right flat hand is held slightly above head level with fingers pointing left and palm facing down. Hand sweeps in front of or over head in an arc from left to right.



**Work**  
Move open hands, palms down side to side at the same time.



**Moon**  
Cross K hands, with right hand above the left, pinky fingers down, both hands pointing slightly outward. In this position, make a small counterclockwise.



**Man**  
"P" hands, held side by side, make alternating forward circles.



**Mindful, Care**  
Both "K" hands, fingers pointing outward, move up and down a few times.



## The Heavens Declare

The heavens declare the glory of God,  
The sky proclaims His handiwork.  
Day to day pours out speech,  
Night to night reveals knowledge,  
There is no speech who's voice is not heard,  
Their words go out to the end of the earth.  
The heavens declare the glory of God,  
The sky proclaims His handiwork.  
Psalm Nineteen: one through four.

about this Bible verse:

Words: Psalm 19:1-4, ESV Music: Constance Dever ©2012

Creations tell us something about their creator. God created the heavens. They display some of His glory: how good and great He is. Everyone can look up in the heavens and see a picture of God's glory in what they see. That is how they "speak" about God.

**The Heavens Declare: Psalm 19:1-4, ESV**

**PFI ESV Songs 1, Track 17**



**Heavens, Sky**  
Right flat hand is held slightly above head level with fingers pointing left and palm facing down. Hand sweeps in front of or over head in an arc from left to right.



**Proclaims, Declares**  
Touch lips with index fingers then pivot them forward and to the sides.



**God**  
Right open hand, palm facing left, is held up above head level then brought down and back in a slight arc, ending with a "B" hand at the upper chest level.



**Handiwork**  
Move open hands, palms down side to side at the same time.



**Day**  
Left arm, palm down, faces right with index finger extended and touching elbow of right arm, which points up with index finger extended up. Right arm is then pivoted down in an arc until it rests just above left elbow.



**Speech**  
Right index finger touches mouth then makes a small forward circle as it moves to point outward.



**Night**  
Left flat hand is held horizontally, palms facing down, fingers pointing right. Curved right hand, palm down and fingers pointing forward is brought down to rest on back of left hand, ending with fingers pointing downward.



**Knowledge**  
Pat forehead with right fingers several times.



**Voice**  
The index and middle fingers of the right "V" hand are placed on throat, then brought forward under chin and out.

**The Heavens Declare, continued**

**PFI ESV Songs 1, Track 17**



**Heard**

Cupped right hand is placed behind right ear.



**Words**

Tips of right index finger and thumb are held about an inch apart as they are brought to touch index finger of extended left index finger.



**Ends**

Index of right hand is held near chest and points outward, then is moved outward from chest.



**Earth**

Thumb and index fingers of downturned right "5" hand are placed on sides of downturned "S" hand. The right hand pivots back and forth while keeping light contact with left hand.

**O Worship the King, v.3**

E B E A D#m E B E B E B<sup>7</sup> E B<sup>7</sup>

1.O wor-ship the King, all glo-rious a - bove, And grate - ful - ly sing His won - der-ful  
 3.Thy boun - ti - ful care what tongue can re - cite? It breathes in the air, it shines in the

8 E B C#m<sup>7</sup> B E B<sup>7</sup> B

love; Our Shield and De - fend - er, the An - cient of Days, Pa -  
 light, It streams from the hills, it de - scends to the plain, And

13 E B E A E B<sup>7</sup> E

vil - ioned in splen - dor, and gird - ed with praise.  
 sweet - ly dis - tills in the dew and the rain.

Words: Robert Grant Music: Attr. Johan Michael Haydn

**O LORD, Our Lord**

D Bm G D G D

O LORD, our Lord, how ma - jes - tic is Your name, How ma - jes - tic is Your name in

4 G A D Bm G D

all the earth. O LORD, our Lord, how ma - jes - tic is Your name, How ma -

7 G D G A Bm C

jes - tic is Your name in all the earth! When I look at Your hea - vens, the

10 Bm C Em C G D

work of Your fin - gers, the moon and the stars which You have set in place. What is

13 G(add4)/C Bm7 Cmaj7 Bm7 C

man, what is man, that You are mind - ful of Him, and the son of man that You

17 G/C D G G(add4)/C Bm7 C G

care for him? O Psalm\_ Eight, ver - ses one, three and four.

Words: adapted from Psalm 8:1,3-4 ESV Music: Constance Dever ©2012

**The Heavens Declare**

E F#m C#m B E  
 The heav - ens de - clare the glo - ry of God, the

5 E F#m A E G#m A  
 sky pro - claims His han - di - work. Day to day,

10 F#m A G#m A F#m B G#m A  
 pours out speech, Night to night re - veals know - ledge, There is no speech, whose

14 F#m G#m E G#m F#m E B  
 voice is not heard. Their words go out to the end of the earth, The

18 E F#m C#m B E  
 heav - ens de - clare the glo - ry of God, the sky pro -

23 F#m A E  
 claims His han - di - work.

26 E B B7 E  
 Psalm Nineteen: one through four.

Words: adapted from Psalm 19:1-4 ESV Music: Constance Dever ©2012

## The God of Abraham Praise

### Verse 2

His Spirit floweth free,  
High surging where it will:  
In prophet's word He spoke of old,  
He speaketh still.  
Established is His law,  
And changeless it shall stand,  
Deep writ upon the human heart,  
On sea or land.

about this hymn:

Words: Daniel ben Judah Dayyan, Translated by Newton Mann Music: Meyer Lyon

Long ago, a man named Daniel ben Judah Dayyan was thinking about this Bible truth, too. He wrote this hymn based on an ancient Hebrew song of praise. He called it "The God of Abraham Praise." We're going to learn a verse from it.

God's Holy Spirit works powerfully, doing everything God wants Him to do. Long ago, in the days of the prophets, God's Spirit spoke His words to them, and then they spoke God's Words to the people. The prophets didn't just speak God's words. They also wrote them down in the Bible. God spoke different kinds of things to His people through the prophets. Sometimes God's words were laws He wanted His people to keep. Sometimes they were words of comfort or warning. Other times, they were words about the future. God's Holy Spirit helped the prophets say God's words just right...and He helped them write them down just right. Even now, we can read God's words that the prophets wrote down when we read the Bible. God can use them to "write" His truth deep upon our hearts. That is, He can use them to teach us His ways and how He wants us to live. He can use them to help us to know Him and obey Him.




**The God of Abraham Praise, v.2**

**PFI ESV Songs 1, Track 18**




**Spirit**

Right "H" hand, palm facing left, slides from heel to fingertips of left flat hand, palm up. Then touch the thumbs and index fingers of both "T" hands to each other, right hand above left, palms facing each other. Draw hands apart in an upward motion.



**Will (Decides)**

Touch forehead with right index finger, then bring both "F" hands down with palms facing each other.



**Prophet**

Right "V" fingers point and move outward under downturned flat hand held at face height. Then both flat hands, palms facing each other are moved down sides of body.



**Law**

Right "L" hand slides down the left hand, palms facing each other, fingers pointed up and out.



**Spoke, Speaketh**

Right index finger touches mouth then makes a small forward circle as it moves to point outward.



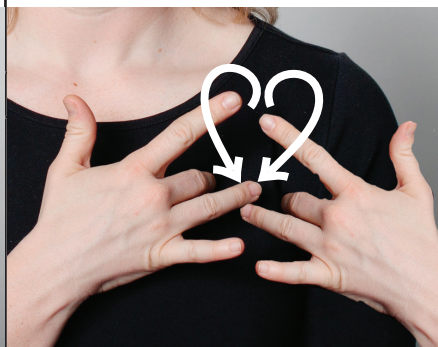
**Established, Changeless, Stand**

Pinky side of right "A" hand, thumb pointing up, is brought down firmly onto back of downturned left "S" hand.



**Writ**

Right index finger pretends to write on palm of upturned left flat hand.



**Heart**

Middle fingers are used to traced out the shape of a heart on upper left chest.



**Sea**

Touch mouth with index finger of right W hand a couple times (sign for water); Then move both hands forward in wavy motion.



## I Will Raise Up

I will raise up, I will raise up,  
I will raise up for them a prophet like you.  
I will raise up, I will raise up,  
I will raise up for them a prophet like you.

He will come from among their brothers,  
I will put my words in his mouth,  
And he will tell them everything I command him.  
And whoever does not listen,  
I will hold him accountable.


I will raise up, I will raise up,  
I will raise up for them a prophet like you.  
I will raise up, I will raise up,  
I will raise up for them a prophet like you.

Deuteronomy Eighteen, eighteen and nineteen.

about this Bible verse:

Words: Deuteronomy 18:18-19, HCSB Music: Constance Dever ©2011

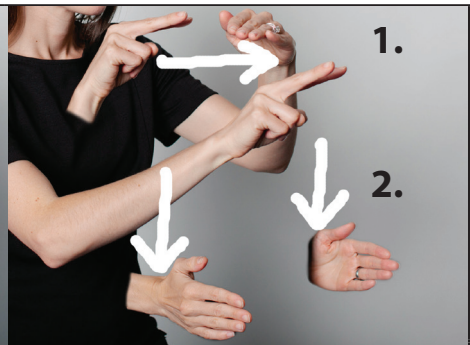
God tells us in His Word that He would raise up prophets to instruct the people. He used them to instruct the people in how they could be saved by trusting in Him. He used them to warn the people to turn back to Him when they kept on sinning against Him and to offer them forgiveness for their sins. The people were to obey the prophet's words because they were His words. God's people still read the words of the prophet's written in the Bible today. There are things that God wants them to still obey that He commanded through them, long ago.



**I**  
Point to self with right index finger.



**Raise Up**  
Both upturned open hands held in front of body and lifted up in front of the face.



**Prophet**  
Right "V" fingers point and move outward under downturned flat hand held at face height. Then both flat hands, palms facing each other are moved down sides of body.



**He**  
Point right index finger forward.



**Brothers**  
Right index finger starts at chin and strokes down throat, ending near base of neck.



**Words**  
Tips of right index finger and thumb are held about an inch apart as they are brought to touch index finger of extended left index finger.



**Command**  
Right "L" hand slides down the left hand, palms facing each other, fingers pointed up and out.



**Listen**  
Right "D" hand is held in front of body, index finger pointing up and palm facing forward. Move it forward and down in a slight arc until the index finger points forward.



**Hold Accountable**  
"P" hands, held side by side, make alternating forward circles.

**The God of Abraham Praise, v.2**

Em B Em Am B G Am E Am D G B Em D G C

1.The God of A-braham praise, All prais-ed be His name, Who was, and is, and  
 2.His Spir - it flow - eth free, High surg-ing where it will: In proph-et's word He  
 3.He hath e - ter - nal life Im - plant-ed in the soul; His love shall be our

6 G D7 Em C G D D7 G B7 Em G D B7(#5)

is to be, For aye the same! The one e - ter - nal God, Ere  
 spoke of old, He speak - eth still. Es - tab-lished is His law, And  
 strength and stay While a - ges roll. Praise to the liv - ing God! All

11 Em C G Am6 B Em B Em D

aught that now ap - pears; The First, the Last: be -  
 change - less it shall stand, Deep writ up - on the  
 prais - ed be His name, Who was and is, and

14 G Am Am B7(b9) Em B B7

yond all tho't, His time - less years!  
 hu - man heart, On sea or land.  
 is to be, For aye the same!

Words: Daniel ben Judah Dayyan, Translated by Newton Mann Music: Meyer Lyon

**I Will Raise Up**

Em Bm Em Bm Em Bm F# Bm Em Bm

I will raise up! I will raise up! I will raise up for them a prophet like you. I will raise up! I will

6 Em Bm Em Bm F# Bm Em Bm

raise up! I will raise up for them a prophet like you! He will come from among their brothers

11 F# Bm Em Bm

I will put my words in his mouth, And he will tell them ev'ry-thing I command him, And who

15 Em F# ritard Em Bm

ev-er does not lis-ten I will hold him ac-count-a-ble. I will raise up! I will

19 Em Bm Em Bm F# Bm Em Bm Em Bm

raise up! I will raise up for them a prophet like you. I will raise up! I will raise up! I will

24 Em Bm F# Bm F# Bm

raise up for them a prophet like you! Deu-ter-on-o-my Eigh teen, eigh-teen and nine-teen.

Words: adapted from Deuteronomy 18:18,19 HCSB Music: Constance Dever ©2012

## Amazing Grace

### Verse 4

The Lord has promised good to me,  
His word, my hope secures;  
He will my shield and portion be,  
As long as life endures.

about this hymn:

Words: John Newton Music: Virginia Harmony: arr. Edwin O. Excell

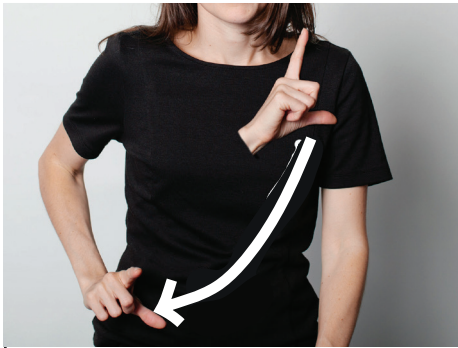
Long ago, a man named John Newton was thinking about this Bible truth, too. He wrote the words to this hymn. He called it "Amazing Grace." We're going to learn a verse from it.

This hymn reminds us that God's people read in His Word His promises to do good to them. They know that they can have unfailing hope in Him for their salvation, their protection and provision for all their needs. They know they can depend on Him for these things their whole live because God always does what He promises to do.



**Amazing Grace, v.4**

**PFI ESV Songs 1, Track 20**



**Lord**  
Thumb of right "L" hand, palm facing left, touches left shoulder, then is brought down to touch right hip.



**Good**  
Fingers of right flat hand are placed at lips, then brought forward. Some end this sign by resting the right hand in the upturned palm of the left flat hand.



**Word (of God)**  
Left middle finger touches right palm, then right middle finger touches left palm. Bring flat hands are held together, palms touching and fingertips pointing forward, then opened with the little fingers still touching as if opening a book. (Signs for Jesus + book)



**Hope**  
Hold both flat hands, palms facing each other, in front of head. Bend them up and down a few times.



**Secures**  
Open hands, palms, facing body, are held away from chest, right hand over the left. Both hands are brought towards body, ending with "S" hands, with pinky side of right hand resting on top of index-thumb side of left hand.



**Shield**  
Pinky side of right "S" hand rests on thumb side of left "S" hand, palms facing down. Both hands more forward together.



**Portion**  
Pinky edge of open right hand slides across middle of palm of upturned left hand towards body.



**Life**  
Upturned thumbs of "A" hands move upward in front of chest in unison.



**Endures**  
Tip of right "A" hand is placed behind left "A" hand, knuckles facing forward. Move both hands forward in unison.



## Open My Eyes

Open my eyes that I may behold,  
Wondrous things out of your law.  
Open my eyes that I may behold,  
Wondrous things out of your law.

The law of your mouth is better to me,  
Than thousands of pieces of silver and gold.  
Your hands they made me and fashioned me.  
Give me understanding,  
That I may learn your commandments.

Open my eyes that I may behold,  
Wondrous things out of your law.  
Open my eyes that I may behold,  
Wondrous things out of your law.

Psalm One-nineteen, eighteen, seventy two and three.

about this Bible verse:

Words: Psalm 119:18,72,73, ESV Music: Constance Dever ©2012

There is no book like the Bible! It alone has God's Word written down perfectly. When we read the Bible, God speaks to us about who He is, about who we are, and why He made us. He tells us how we can be saved and live to please Him. That is why it is more precious to God's people than even a lot of money—because they want to know those things and live out those things most of all.

Open My Eyes: Psalm 119:18,72,73, ESV

PFI ESV Songs1, Track 21



**Open**

"B" hands are held in front of body, palms facing down and index finger sides touching. Both hands are brought up and out to each side, pivoting the palms to face up.



**Eyes**

Right index finger points to right eye.



**Behold**

Index and middle finger of right "V" hand, palm facing in, are placed near eyes then moved forward.



2 x's

**Wondrous**

Both flat open hands, palms facing forward, are moved up and forward a few times.



**Law, Commandments**

Right "L" hand slides down the left hand, palms facing each other, fingers pointed up and out.



**Mouth**

Right index finger points to lips.




**Better**

Make claw hands in front of chin, then bring down and close into fists.



**Thousands**

Fingertips of right "M" hand are brought down into palm of left flat hand.



**Pieces**

Link index fingers and thumbs of both hands, with rest of fingers extended. Move both hands back and forth a few times.



**Silver**  
Touch right ear with right index finger, then shake right "S" hand, palm facing forward.



**Gold**  
Right hand (middle finger) touches right ear, then is brought down to face forward, wiggling fingers at the same time.



**Hands**  
Hold up both hands, fingers pointing up and palms facing forward.



**Made, Fashioned**  
Pinky side of right "S" hand rests on top of thumb side of left "S" hand, palms facing in. Hands are pivoted in opposite directions several times, striking each other gently after each twist.



**Me**  
Point to self with right index finger.



**Give**  
Both modified "Z" hands are held at chest, then brought down and forward, as if giving something to someone.



**Understanding**  
Right "S" hand is placed on forehead, palm facing in. Right index finger extends up, making a "D" hand.



**Learn**  
Fingers of right open hand are placed on the up-turned left palm. Then close the right fingers as hand moves up to forehead, placing fingertips on forehead.

**Amazing Grace, v.4**

E E<sup>6</sup> A E B E

1. A - maz - ing\_ grace! how sweet the sound, That saved a\_ wretch like me!\_\_\_\_\_ I  
 2. 'Twas grace that taught my heart to fear, And grace my\_ fears re-lieved; How  
 4. The Lord has prom - ised good to me, His word my\_ hope se - cures;\_\_\_\_\_ He

9 A E A E C#m E B<sup>7</sup> E

once\_ was lost, but now\_ am\_ found, Was blind, but\_ now I see.  
 pre - cious did that grace\_ ap - pear The hour I first be-lieved.  
 will\_ my\_ shield and por - tion be As long as life en-dures.

Words: John Newton Music: Virginia Harmony: arr. Edwin O. Excell



**Open My Eyes**

B♭ Dm E♭ B♭ E♭ B♭

O - pen my eyes that I may be - hold won - drous things out of your

7 F F7 B♭ Dm E♭ B♭

law. O - pen my eyes that I may be - hold,

13 E♭ B♭ F B♭ Gm F

won - drous things out of your law. The law of your mouth is

19 E♭ B♭ E♭ Dm E♭ F

bet - ter to me than thou - sands of pie - ces of sil - ver and gold. Your

25 Gm F E♭ B♭ E♭ B♭

hands, they made me and fa - shioned me; Give me un - der - stand - ing that I may

31 E♭ F B♭ Dm E♭

learn your com - mandments. O - pen my eyes that I may be -

37 B♭ E♭ B♭ F E♭ F7 B♭

hold won - drous things out of your law. O - pen my

43 Dm E♭ B♭ E♭ B♭ F B♭

eyes that I may be - hold, won - drous things out of your law.

49 B♭ Dm E♭ B♭

Psalm One - nine - teen, eigh - teen,

54 E♭ B♭ F B♭

sev - en - ty two and three.

# O For a Thousand Tongues to Sing

## Verse 1

O, for a thousand tongues to sing,  
My great Redeemer's praise,  
The glories of my God and King,  
The triumphs of His grace!

about this hymn:

Words: Charles Wesley Music: Carl G. Glaser


Long ago, a man named Charles Wesley was thinking about this Bible truth, too. He wrote the words to this hymn. He called it "O For a Thousand Tongues to Sing." We're going to learn a verse from it."

"This hymn reminds us that Jesus is the great Redeemer who came to earth to show us what God is like and to save His people from their sins. When we see what God has done through Jesus, we want to sing of His glorious love and mercy and grace shown to undeserving sinners.



**O For a Thousand Tongues, v.1**

**PFI ESV Songs 1, Track 22**




**Thousand**  
Fingertips of right "M" hand are brought down into palm of left flat hand.



**Tongues**  
Point both "L" hands towards each other, then move each hand to the side twisting them from the wrist as they move outward.



**Sing**  
Wave the right flat hand back and forth over left flat hand.



**Redeemer's**  
"S" hands are crossed in front of body, palms facing in. Move both hands out to the side while pivoting the palms to face outward. Then both flat hands, palms facing each other make downward motion down sides of body.




**Praise**  
Clap the right hand on top of the left hand several times.



**Glories**  
Middle finger of right hand touches upturned left flat hand, then is wiggled back and forth as it is raised up.



**King**  
Right "K" hand, palm facing left touches left shoulder, then is brought down to touch right hip.



**Triumph**  
Both upright hands pretend to grasp imaginary flags and wave them in small circles at head height.



**Grace**  
Begin with fingertips of right hand touching, palm facing forward. Twist wrist around, bringing hand down and palm facing body, while at the same time opening up the fingers and flattening the hand.

## The Son Is the Radiance

The Son is the radiance,  
The radiance of God's glory,  
The Son is the radiance,  
The radiance of God's glory.

And the exact imprint of His nature,  
And the exact imprint of His nature.


The Son is the radiance,  
The radiance of God's glory,  
The Son is the radiance,  
The radiance of God's glory.

Hebrews Chapter One, verse three.

about this Bible verse:

Words: Hebrews 1:1-3, ESV Music: Constance Dever ©2012

We can see the radiance of sun in the sky. It makes everything bright. Even though the sun is far, far away, we know what it's like because of the light it shines all around us. The Bible tells us that Jesus left His home in heaven and became a man. He was a man, but He was still God's Son, too. He lived a perfect life. He taught about God, His Father, and did amazing things. Jesus was the radiance of God's glory. He showed us exactly what God is like because He was God. There is nothing or no one else who can show us more about God than Jesus.



**Son (Jesus)**  
Middle, bent finger of right "5" hand touches middle of left open palm, palms facing each other. Then middle, bent finger of left "5" hand touches middle of right open palm, palms facing each other.



**Radiance**  
Hold both hands at chest level, fingertips together. Open hands into "5" hands as they move up and out to the side, palms facing out.



**God**  
Right open hand, palm facing left, is held up above head level then brought down and back in a slight arc, ending with a "B" hand at the upper chest level.



**Glory**  
Middle finger of right hand touches upturned left flat hand, then is wiggled back and forth as it is raised up.



**Exact**  
With thumb and index fingertips of each hand touching, position the right hand, palm up, above the left hand, palm up. Move both hands towards each other until thumbs and index fingers touch.



**Imprint**  
Right index finger is placed in left palm which is facing forward. Both hands move forward together.



**Nature**  
The right "C" hand, fingers pointing left, makes a small circle over heart.

## Whoever Has Seen Me

Whoever has seen me,  
Has seen the Father.

Whoever has seen me,  
Has seen the Father.

Whoever, Whoever,  
Has seen me,  
Has seen me,

Whoever has seen me,  
Has seen the Father.  
John Fourteen, verse nine.

about this Bible verse:

Words adapted from John 14:9 ESV Constance Dever © 2011

The Bible tells us that when we see what Jesus is like, we are seeing what God is like. There is nothing or no one else who can show us more about God than Jesus. That's because Jesus is God's Son. He is God!




**Whoever Has Seen Me: John 14:9, ESV**

**PFI ESV Songs 1, Track 24**



**2x's**



**Whoever**  
Right thumb touches chin. Right index finger is wiggled up and down rapidly several times while lips from "Who."

**Seen**  
Index and middle finger of right "V" hand, palm facing in, are placed near eyes then moved forward.

**Me**  
Point to self with right index finger.



**Father**  
Tap thumb of right "5" hand on forehead a few times.

**O For a Thousand Tongues to Sing, v.1**

The image shows a musical score for the hymn 'O For a Thousand Tongues to Sing, v.1'. It consists of two staves of music in treble clef, with a key signature of three sharps (F#, C#, G#) and a 3/2 time signature. The melody is written in a simple, hymn-like style. Above the first staff, the lyrics are: '1.O, for a thou - sand tongues to sing My great Re-deem - er's praise, The'. Above the second staff, the lyrics are: '5 glo - ries of my God and King, The tri-umphs of His grace!'. Chord symbols are placed above the notes: E, B, E, B, C#m, B, E, B, E, B on the first staff; and E, A, E, B, E on the second staff.

Words: Charles Wesley Music: Carl G. Glaser



**The Son Is the Radiance**

E F#m A E B E

The Son is the ra - di - ance, the ra - di - ance of God's glo - ry. The Son is the

6 F#m A E B E B Esus<sup>4</sup> E F#m<sup>7</sup> B

ra - di - ance, the ra - di - ance of God's glo - ry. and the ex - act im - print of His na - ture.

12 B Esus<sup>4</sup> E F#m<sup>7</sup> B<sup>7</sup> E F#m

and the ex - act im - print of His na - ture. The Son is the ra - di - ance, the

18 A E B E F#m

ra - di - ance\_ of God's glo - ry. The Son is the ra - di - ance, the

22 A E B E A E B E

ra - di - ance\_ of God's glo - ry. He - brews Chap - ter one, verse three.

Words: adapted from Hebrews 1:3 ESV Music: Constance Dever ©2012

**Whoever Has Seen Me**

F#m Dmaj7 E F#m F#m Dmaj7 E F#m Dmaj7 E F#m

Who-ev - er has seen me has seen the Fa - ther,\_\_\_ Who-ev - er has seen me has

7 Dmaj7 E F#m F#m Dmaj7 E F#m Dmaj7 E F#m E F#m

seen the Fa - ther,\_\_\_ Who - ev - er, Who - ev - er, has seen\_\_\_ me, seen me,

13 F#m Dmaj7 E F#m F#m Dmaj7 E F#m Dmaj7

Who - ev - er has seen me has seen the Fa - ther,\_\_\_ Who - ev - er has

18 E F#m Dmaj7 E F#m D F#m

seen me has seen the Fa - ther,\_\_\_ John Four - teen, verse\_\_\_ nine.

Words: adapted from John 14:9 ESV Music: Constance Dever ©2012