



**Unit 5 ESV Songbook
God, the Good Creator**



Curriculum for preschool and elementary age children,
training tools, music and other resources
are available for download or to order at:
www.praisefactory.org

© 2015 Praise Factory Media all rights reserved. May be reproduced by licensed used for classroom purposes only.

This and many other resources are available online at www.praisefactory.org

Scripture quotations marked (NIV) are taken from the Holy Bible, New International Version®, NIV®. Copyright © 1973, 1978, 1984 by Biblica, Inc.™ Used by permission of Zondervan. All rights reserved worldwide.www.zondervan.com

Scripture quotations marked (ESV) are from The Holy Bible, English Standard Version® (ESV®), copyright © 2001 by Crossway, a publishing ministry of Good News Publishers. Used by permission. All rights reserved.

Scripture quotations marked HCSB are taken from the Holman Christian Standard Bible®, Copyright © 1999, 2000, 2002, 2003, 2009 by Holman Bible Publishers. Used by permission. Holman Christian Standard Bible®, Holman CSB®, and HCSB® are federally registered trademarks of Holman Bible Publishers.

The Psalm Behind the Name

Psalm 100

(v.1) Make a joyful noise to the Lord, all the earth!

(v.2) Serve the Lord with gladness!

Come into His presence with singing!

(v.3) Know that the LORD, He is God!

It is He who made us, and we are His;

We are His people, and the sheep of His pasture.

(v.4) Enter His gates with thanksgiving,

And His courts with praise!

Give thanks to Him; bless His name!

(v.5) For the Lord is good;

His steadfast love endures forever,

And His faithfulness to all generations.

May this curriculum help you to be manufacturers of noisy joy unto the Lord (v.1).
To sing (v.2), to know (v.3), and to worship Him with thanksgiving and praise (v.4),
that the witness of His great faithfulness might continue through all generations (v.5).

The Lord is amazing! He's not like anyone else!

Constance Dever

January 27, 2015

Table of Contents

The PFI Companion Resources	7
About the PFI Songbooks	7
Other Praise Factory Resources	8
PFI ESV Songs 5 Track Numbers	9
<u>OPENING MUSIC--Used every session</u> <i>(Lyrics and Lead Sheets for each)</i>	12
PFI Theme Song	
WoGoLOA Song	
Big Q & A 5 Song	
Big Question 5 Song: Can You Tell Me What God Made?	
Extra Big Question Song: Days of Creation	
Unit 5 Bible Verse: God Saw Everything Genesis 1:31, ESV	
Unit 5 Extra Bible Verse Song: In the Beginning Genesis 1:1,31, ESV	
<u>RESOURCES FOR EACH BIBLE TRUTH</u> <i>(Lyrics, Sign Language and Lead Sheets for each)</i>	
Unit 5, BIBLE TRUTH 1 RESOURCES	31
Bible Truth: God Created All Things Good in the Beginning	
Hymn: O Worship the King, v.3	
Bible Verse: You Are the LORD, You Alone Nehemiah 9:6, ESV	
Bible Verse: I Am the LORD Isaiah 44:24, ESV	
Unit 5, BIBLE TRUTH 2 RESOURCES	38
Bible Truth: God Created People Good in the Beginning	
Hymn: All People that on Earth Do Dwell, vs.1,2	
Bible Verse: Then God Said Genesis 1:26-27, ESV	
Unit 5, BIBLE TRUTH 3 RESOURCES	46
Bible Truth: God Created the World to Praise and Glorify Him	
Hymn: Doxology	
Bible Verse: Praise the LORD, from the Earth Psalm 148:7-12, NIV 1984	
Unit 5, BIBLE TRUTH 4 RESOURCES	52
Bible Truth: God's Plans for His Creation Are Good and Unfailing	
Hymn: He Leadeth Me! vs.2,3	
Extra Song: God's One, Big Plan	
Bible Verse: The Counsel of the LORD Psalm 33:11, ESV	
Bible Verse: For I Know the Plans I Have for You Jeremiah 29:11-13, ESV	

The PFI Companion Resources

While all the PFI resources are available for download at praisefactory.org, many of the resources are available for purchase as hard copies, too.

There are three companion resources for each of the sixteen PFI units:

PFI Unit Core Curriculum Book (ESV/NIV) --offered for each unit

The PFI Core Curriculum books contain the curriculum introduction, lesson plan, stories and activities for each Bible Truth in a unit. There are three stories per Bible Truth: an Old Testament, New Testament and church history/missions story. All three reinforce the same Bible truth concept, but from a different perspective. Each story has its own set of eleven response activities.

➔ PFI Unit Songbook (ESV/NIV) --offered for each unit

The PFI Unit Songbooks provide lead sheets and sign language for every song used in a unit. The audio music is available for download online at www.praisefactory.org.

PFI Unit Prontos (ESV/NIV) --offered for each unit

The PFI Prontos books provide all of the unit's take home sheets. They are offered separately from the rest of the curriculum because they are usually photo-copied. These take-home sheets include the key concepts, lyrics to the songs, the session story, some review questions, a prayer and an activity sheet.

All of these materials may be photocopied for non-commercial church, classroom or school use by licensed users.

About the PFI Songbooks

Music is a very powerful way to place truths in the heart for a lifetime.

For this reason, every Big Question and all the Bible verses are set to music. These songs are also available for download. What makes this music different is that it is directly related to each lesson. Your kids are listening to what you are teaching in class and through the power of music, are far more likely to retain it.

The curriculum is available in

- NIV 1984 (the Bible version used for the 1st edition of the curriculum) and
- a (largely) ESV version

Bible Truth Hymn:

One or more verses of a hymn are included with every Bible truth. The lyrics, a short explanation about the hymn, lead sheet music and sign language are all found in this book. The PFI Core Curriculum provides more resources for use with the hymn, including in-depth discussion questions about the hymn and how it ties in with the Bible truth and the stories. Song games that can be used with the sign language are included in the back of this songbook. The audio for every hymn is found online for download.

Bible Truth Bible Verse:

Each Bible Truth has a Bible verse that is central to the concept. This verse has been set to music to help the children remember it. As with the Bible Truth hymn, the lyrics, a short explanation about the Bible verse, lead sheet music and sign language for this verse are all found in this book. And, the PFI Core Curriculum provides more resources for use with the Bible verse song, including in-depth discussion/questions about the verse and how it ties in with the Bible truth and the stories. Song games that can be used with the sign language are included in the back of this songbook. The audio for every song is found online for download.

Extra Songs

Sometimes an extra hymn or Bible verse song/s are included in the music for a particular Bible Truth. Sometimes it is another version of music for the same song which might better suit older/younger children. Many times it is a completely different verse that relates well to the Bible Truth. This is especially true of the ESV version. For these songs, the lyrics, a short explanation about the Bible verse, lead sheet music and sign language for this verse are all found in this book. There are no additional discussion questions in the PFI Core Curriculum related to these songs. The audio for these songs are found online for download.

Other Praise Factory Resources

PFI: Praise Factory Investigators is the third in a family of three, inter-related curriculums:

- Hide 'n' Seek Kids (focus group: ages 2-4; adaptable range: ages 2-pre-K 5's)
- Deep Down Detectives (focus group: ages 4--6's; adaptable range: ages 3-2nd grade)
- PFI: (focus group: grades K-5th grade; adaptable range: pre-K 5's-6th grade)

Each curriculum teaches the same biblical themes, but present them in greater depth as the children grow and develop. Together, the curriculums work like an expanding spiral of truth that returns to reinforce the same truths with each curriculum, while leading the children to deeper understanding with each step up.

Learn more about these curriculums as well as other resources and ideas for reaching children with the gospel at: www.praisefactory.org.

PFI ESV SONGS 5 TRACK NUMBERS

This is a listing of all songs mentioned in the unit curriculum. You may or may not choose to use all of the songs. They are listed in easy-reference order--NOT in the order used in the curriculum.

You may choose to simply burn a CD/load them onto an mp3 device in this order. Or, you may want to do what we do: choose the songs we want to use and create a playlist of them in that order. Then, we burn a CD/upload the playlist onto an mp3 device. A teacher only has to click forward to the next song, instead of hunting for the right track. The track number have been included as part of the title of each song, teachers will still have a reference to the track number listed in the curriculum (same as those listed below), even if you change the order on your customized playlist.

- 1 PFI Theme Song
- 2 WoGoLOA Rules Song

UNIT 5: GOD, THE GOOD CREATOR

- 3 Big Q & A 5 Song
- 4 Big Q & A 5 Song: Can You Tell Me What God Made?
- 5 Days of Creation
- 6 Unit 5 Bible Verse: God Saw Everything Genesis 1:31, ESV
- 7 *Extra Bible Verse Song: In the Beginning Genesis 1:1,31, ESV (other version)*

Why the Extra Songs?

PFI is a curriculum used by a wide age-span of kids. Sometimes one of the other songs is a better fit for your kids. Or, you may simply want to teach them more songs on the same Bible Truth. Use as many or as few as you want.

Bible Truth 1: God Created All Things Good in the Beginning

- 8 Hymn: O Worship the King, v.3
- 9 Bible Verse: You Are the LORD, You Alone Nehemiah 9:6, ESV
- 10 *Extra Bible Verse: I Am the LORD Isaiah 44:24, ESV*

Bible Truth 2: God Created People Perfectly Good in the Beginning


- 11 Hymn: All People that on Earth Do Dwell, v.1
- 12 Hymn: All People that on Earth Do Dwell, v.2
- 13 Bible Verse: Then God Said Genesis 1:26-27, ESV

Bible Truth 3: God Created the World to Praise and Glorify Him


- 14 Hymn: Doxology
- 15 Bible Verse: Praise the LORD, from the Earth Psalm 148:7-12, NIV 1984

Bible Truth 4: God's Plans for His Creation Are Good and Unfailing

- 16 Hymn: He Leadeth Me! v.2
- 17 Hymn: He Leadeth Me! v.3
- 18 *Extra Song: God's One, Big Plan*
- 19 Bible Verse: The Counsel of the LORD Psalm 33:11, ESV
- 20 *Extra Bible Verse: For I Know the Plans I Have for You Jeremiah 29:11-13, ESV*



Unit 5 Opening Music
songs used every session
lyrics and lead sheets



PFI Theme Song

PFI ESV Songs 5, Track 1

We're PFI: Praise Factory Investigators,
Diggin' deep down for truths in God's Word,
That's PFI: Praise Factory Investigators,
Diggin' deep down for truths in God's Word,
We're looking for answers to very big questions,
Big questions about God,
If you're looking for answers to very big questions 'bout
God, come along...

Join PFI: Praise Factory Investigators,
Diggin' deep down for truths in God's Word,
That's PFI: Praise Factory Investigators,
Diggin' deep down for truths in God's Word.
Deep down, diggin' down, Let's go diggin' down,
Deep down, diggin' down,
'Til answers to all our Big Questions we've found.

We're PFI: Praise Factory Investigators,
Diggin' deep down for truths in God's Word,
That's PFI: Praise Factory Investigators,
Diggin' deep down for truths in God's Word.

WoGoLOA Rules Song

PFI ESV Songs 5, Track 2

Refrain:

WoGoLOA means "Worship God
and love one another,"

WoGoLOA means "Worship God
and love one another."

WoGo means "Worship God."

Sound off, 1,2,3,

Joyfully take part,

Listen to others,

Obey your teachers. (*Refrain*)

LOA means "Love One Another."

Sound off, 1,2,3,

Be kind,

Be encouraging,

Help others, help others. (*Refrain twice*)

Big Q & A 5 Song

PFI ESV Songs 5, Track 3

How can I know what God is like,
God is like, God is like?
How can I know what God is like?
He shows me what He's like!

Words: Constance Dever Music: Adapted Nursery Rhyme ©2012

Unit 5 Bible Verse Song: God Saw Everything

PFI ESV Songs 5, Track 6

God saw everything He had made,
And behold, it was very good.
God saw everything He had made,
And behold, it was very good.
Behold, it was very good,
Yes, behold it was very good.
Genesis One, thirty-one.

Unit 5 Extra Bible Verse Song: In the Beginning

PFI ESV Songs 5, Track 7

In the beginning,
God created,
Created the heavens and earth.
In the beginning,
God created,
Created the heavens and earth.

And God saw all He made,
And God saw all He may-ee-ay-ee-ayde.
And God saw all He may-ee-ay-ee-ayde.
God saw all He may-ee-ay-ee-ayde.
And behold, it was very good. (*repeat all*)

Genesis Chapter One, verses one and thirty-one.

Words: adapted from Genesis 1:1,31, ESV Music: Constance Dever ©2015

Big Question 5 Song:

Can You Tell Me What God Made?

PFI ESV Songs 5, Track 4

Refrain:

Can you tell me what God made?

Can you tell me what God made?

Can you tell me what God made?

God made all things good, God made all things good
(through Jesus/for His glory)!

God made all things good, God made all things good!

Verse 1

Manatees, bumblebees, the air we breathe,

Orca whales, bunny tails and slimy snails,

Furry yaks, yummy snacks, bumpy camel backs,

God made all things good!

Cookatoos, kangaroos, the sky so blue,

Sparkly gems, cherubim and monkey limbs,

Thunder clouds, peacocks proud, the lion bit and loud!

God made all things good! *Refrain*

Verse 2

Frogs that leap, woolly sheep, the shank's big teeth,

Tiny gnats, rivers fast, and chloroplasts,

Mountains high, octopi, the stars up in the sky,

God made all things good!

Sandy dunes, sun and moon, doves that coo,

Flying fish, rhinoceros, the bugs we squish!

Apple trees, the wavy seas, yes, even you and me!

God made all things good! *Refrain*

Days of Creation

PFI ESV Songs 5, Track 5

On Day One, God made light,
Made the difference in day and night.
God just spoke the words and it came true.
Wonder what else God will do?

Two.... On Day Two, God split in two,
Skies above, the water blue,
God just spoke the word and it came to be.
What will happen on Day Three?

Three.... On Day Three, God made land,
Then He put plants in the sand.
God made herbs and grass and fruit on the trees,
This was all done on Day Three.

Four....On Day Four, God made lights,
Some for day and some for night.
Stars are dim, but the sun and moon are bright.
Aren't you glad that God made light?

Five.... On Day Five, God made alive,
All the things that swim and the birds to fly,
These were made on Day Five.

Six.... On Day Six, God did fix,
Animals, people and even ticks,
God made lizards, cats and other things that lick.
Critters and people were made on Day Six.

Seven.... On Day Seven, God in heaven,
Rested from all the work He'd He done.
He'd made in perfect wisdom.
It was good what God had done.

PFI Theme Song

PFI ESV Songs 5, Track 1

Musical notation for measures 1-3. Chords: Cm, Cm(#5), Cm6, Cm(#5), Cm, Cm(#5).

Musical notation for measures 4-6. Chords: Cm6, Cm(#5), Cm, Cm(#5), Cm6, Cm(#5). Includes lyrics: "We're P F I, Praise Fac - try In-ves -ti -ga - tors,". Includes a triplet of eighth notes in measure 5.

Musical notation for measures 7-9. Chords: Cm, Cm(#5), Cm6, Cm(#5), Cm, Cm(#5). Includes lyrics: "Dig-ging deep down for truths in God's Word, That's P F I, Praise Fac-". Includes a triplet of eighth notes in measure 9.

Musical notation for measures 10-12. Chords: Cm6, Cm(#5), Cm, G7, Cm. Includes lyrics: "- try In-ves -ti -ga - tors, Dig-ging deep down for truths in God's Word, We're".

Musical notation for measures 13-15. Chords: Cm(#5), Cm6, Cm(#5), Cm, Cm(#5), Cm6, Cm(#5), G7, Cm, Cm. Includes lyrics: "look-ing for an swers, to ve -ry big ques tions, Big ques-tions 'bout God, If you're".

17 Cm(#5) Cm⁶ Cm(#5) Cm Cm(#5) Cm⁶ Cm(#5) G⁷ Cm Cm

look-ing for an swers, to ve - ry big ques tions, 'bout God, come a- long, Join

21 Cm Cm(#5) Cm⁶ Cm(#5) Cm Cm(#5)

P F I, Praise Fac - try In-ves - ti - ga - tors, Dig-ging deep down for

24 Cm⁶ Cm(#5) Cm Cm(#5) Cm⁶ Cm(#5) Cm

truths in God's Word, That's P F I, Praise Fac - try In-ves ti-ga-tors, Dig-ging deep down for

28 G⁷ Cm B^b Cm Gm

truths in God's Word. Deep, down, dig - gin' down, Let's go dig - gin' down,

32 Cm B^b Cm G⁷

Deep, deep, dig - gin' down, 'Til an-swera to all our Big

36 Cm Cm(#5) Cm⁶ Cm(#5) Cm Cm(#5) 3

Ques-tions we've found...

40 Cm⁶ Cm(#5) Cm Cm(#5) Cm⁶ Cm(#5) Cm Cm(#5)

We're P F I, Praise Fac - try. In-ves ti-ga-tors, Dig-ging deep down_ for

44 Cm⁶ Cm(#5) Cm Cm(#5)

truths in God's Word, That's P F I, Praise Fac -

46 Cm⁶ Cm(#5) Cm ritard G⁷ Cm

- try_ In-ves -ti -ga - tors, Dig -ging deep down_ for truths in God's Word.

WoGoLOA Rules Chant

PFI ESV Songs 5, Track 2

Kids! This is our rules song. It reminds us of things we can do that help us all to worship God and love one another during our time together in Praise Factory!

C **F** **C**
 * sung by Groups A & B

Wo-Go-LO - A means wor-ship God and love one a - noth - er._____ Wo-Go-LO - A means

6 **F** **C** **G** **C** * spoken (not sung) back and forth between Groups A & B

wor-ship God and love one a - noth - er._____ Wo-Go means, "Wor-ship God!" Sound off...

12

1 - 2 - 3! Joy-ful - ly...take part! Lis- ten... to oth - ers!___ O- bey...your tea- chers!

19 **C** **F** **C**
 * sung by Groups A & B

Wo-Go-LO - A means wor-ship God and love one a - noth - er._____ Wo-Go-LO - A means

24 **F** **C** **G** **C** * spoken (not sung) back and forth between Groups A & B

wor-ship God and love one a - noth - er._____ LO-A means, "Love one a noth er" Sound off!

30

1 - 2 - 3! Be... kind! Be en... cour-ag - ing! Help... oth - ers!

37 **C** **F** **C**
 * sung by Groups A & B

Wo - Go-LO - A means wor - ship God and love one a - noth - er._____

41 **F** **C** **G** **C**

Wo - Go-LO - A means wor - ship God and love one a - noth - er._____

Words and Music: Constance Dever ©2012

Big Q & A 5 Song

PFI ESV Songs 5, Track 3

C G C

Can you tell me what God made? What God made? What God made?

5 G⁷ C

Can you tell me what God made? God made all things good!

Words: Constance Dever Music: Adapted Nursery Rhyme ©2012

Genesis 1:1,31 In the Beginning

PFI ESV Songs 5, Track 6

Big Question 1 Bible Verse

Bm Em Bm Em Bm

In the be- gin- ning God cre- a - ted, Cre - a - ted the hea- vens and earh..

5 Bm Em Bm Em Bm F#

In the be- gin- ning God cre- a - ted, Cre - a - ted the hea- vens and earth. And

9 Bm Em Bm Em F#

God saw all He made,___ And God saw all He made___ ee-ayde-ee- ayde, And

13 Bm Em Bm B°

God saw_ all He had made God___ saw all He had made, And be- hold, it was

16 F#7 Bm G#°7 C#7 F#7 Bm7

ve - ry good. Gen-e-sis Chap-ter One, ver-ses one and thir - ty-one.

Words: adapted from Genesis 1:1,31, ESV Music: Constance Dever ©2015

Genesis 1:31 God Saw Everything

PFI ESV Songs 5, Track 7

Big Question 1 Extra Bible Verse

Dm A Dm A Dm



God saw ev - ry - thing He had made and be - hold it was ve - ry good!

5 Dm A Dm A Dm



God saw ev - ry - thing He had made and be - hold it was ve - ry good. Be

9 Am Dm A Dm



hold it was ve - ry good Yes, be - hold it was ve - ry good. Be - hold it was

14 A Dm A Dm Dm Dm



ve - ry good Yes, be - hold it was ve - ry good. God saw ev - ry - thing

18 A Dm A Dm Dm



He had made and be - hold it was ve - ry good! God saw ev - ry - thing

22 A Dm A Dm



He had made and be - hold it was ve - ry good. Be - hold it was

26 Am Dm A Dm




ve - ry good Yes, be - hold it was ve - ry good. Be - hold it was

30 A Dm A Dm



ve - ry good Yes, be - hold it was ve - ry good.

33 A Dm A Dm



Gen e - - sis Chap - ter One, verse thir - ty - one.

Words: adapted from Genesis 1:31, ESV Music: Constance Dever ©2015

Big Question 5 Song

PFI ESV Songs 5, Track 4

B \flat F B \flat

Can you tell me what God made? Can you tell me what God made?

5 E \flat F B \flat E \flat

Can you tell me what God made? God made all things good! God made

10 B \flat F B \flat E \flat B \flat

all things good, God made all things good, (thru Je - sus!) God made all things good,

15 F B \flat B \flat F

God made all things good

Come on, kids! Let's name some!

Man-a tees, bum-ble-bees, the air we breathe,

20 B \flat

Or - ca whales, bun - ny tails and slim - y snails, fur - ry-yaks, yum - my snacks,

23 E \flat F B \flat

bump-y cam-el backs, God made all things good! Cock-a-toos, kang-a-roos, the

27 F B \flat

sky so blue, spark - ly gems, che - rub-im and mon - key limbs,

30 Eb F Bb

Thun-der clouds, pea-cocks proud, the li-on big and loud! (roar!) God made all things good!

34 Eb Bb F Bb Eb

God made all things good, God made all things good, (thru Je - sus!) God made

39 Bb F Bb

all things good, God made all things good

Come on,
kids! Let's
name some
more!

Frogs that leap, wool-y sheep, the

44 F Bb

shark's big teeth, (chomp!) Ti - ny gnats, ri - vers fast, and chlor - o - plasts, (what's that?)

47 Eb F Bb

Moun-tains high, oct - o - pi, the stars up in the sky, God made all things good!

51 F

Sand - y dunes, sun and moon, doves that coo, (coo) Fly - ing fish, rhi-no - cer-ish, the

54 Bb Eb F

bugs we squish! (ooh!) Ap-ple trees, the wav-y seas, yes, ev-en you and me! God made all things

58 Bb Eb Bb F Bb


good! God made all things good, God made all things good, (thru Je - sus!)

63 Eb Bb F Bb

God made all things good, God made all things good! (for His glo- ry!)

Days of Creation

PFI ESV Songs 5, Track 5



1. On Day One, God made light, Made the dif-rence in day and night, God just
2. On Day Two, God split in two, Skies a - bove_ the wa - ter blue, God just
3. On Day Three, God made land, Then He put_ plants in the sand, God made
4. On Day Four, God made lights, Some for day_ and some for nights, stars are




spoke the words and it_ came_ true. Won - der what else God will do?
spoke the words and it_ came to be. What will hap - pen on Day Three?
herbs and grass and fruit_ on the trees, This was all done on Day Three.
dim, but the sun and moon_ are bright, Aren't you glad that God made light!

5. On Day Five, God made alive,
Fish for the waters and birds for the skies.
All the things that swim and birds to fly.
These were made on Day Five.


6. On Day Six, God did fix,
Animals, people and even ticks!
God made lizards, cats and other things that lick,
Critters and people were made on Day Six.

7. On Day Seven God in heaven,
Rested from all the work He'd done,
He'd made everything in perfect wisdom,
It was good what God had done!

Words: Robyn C. White Music: Adapted Nursery Rhyme



Unit 5 Bible Truth Music
songs for each Bible Truth
lyrics and sign language, followed by lead sheets



O Worship the King

Verse 3

Thy bountiful care what tongue can recite?
It breathes in the air,
it shines in the light,
It streams from the hill,
It descends to the plain,
And sweetly distills in the dew and the rain.

about this hymn:

Words: Robert Grant Music: Attr. Johan Michael Haydn

Long ago, a man named Robert Grant was thinking about this Bible truth, too. He wrote the words to a hymn called "O Worship the King." We're going to learn a verse from it."

This hymn reminds us that all of creation reflects God's goodness to us. We see His goodness in the bountiful way He cares for us. When we look at the light streaming down from heaven to give us warmth and light; when we see the dew and the rain that feeds thirsty plants so we will have food to eat; in the beautiful hills God gives us to look at; in the flat plains that make good ground to grow crops. Seeing His goodness in His creation makes His people want to worship and praise Him.

O Worship the King, v.3

PFI ESV Songs 5, Track 8



Bountiful
Start with flat right hand on top of left S hand. Move right hand over and down thumb side of left S hand.



Tongue
Point both "L" hands towards each other, then move each hand to the side twisting them from the wrist as they move outward.




Breathes
Both open flat hands are placed on chest and moved forward and back off of chest a few times. (Simulating rise and fall of chest in breathing.)



Light, Shines
"Hold both hands at chest level, fingertips together. Open hands into "5" hands as they move up and out to the side, palms facing out.




Hills
Both "5" hands, palms facing forward and fingertips up, trace a wavy line like a line of mountain (or hill) tops.




Descends
Right hand, index finger extended, moves downward a few inches.



Plains
Thumb and fingers of both hands, palms facing up, are moved back and forth over each other, as if feeling imaginary soil in each hand.



Distills
Hold both "And" hands together in front of body, then open hands, spreading fingers apart, as both hands move forward and to each side.



Rain
Move both hands down as you wiggle the fingers.

You Are the LORD, You Alone

You are the LORD, You alone,
You made the heaven with all their host,
The earth and all that's on it,
The seas and all in them,
And You preserve all of them,
And the host of heaven worship You,
And the host of heaven worship You,
And the host of heaven worship You,
You are the LORD, You alone.
You are the LORD, You alone.
Nehemiah Nine, six.

about this Bible verse:

Words: adapted from Nehemiah 9:6, ESV Music: Constance Dever ©2011

The Bible tells us that there is nothing that God did not make in the heavens or the earth in the beginning. He made all things and He gave life to it all. He is the one that keeps everything going. No wonder the angels--the host of heaven-- worship Him. Who is like the LORD! And this is why we should worship Him, our Creator, too.

You Are the LORD, You Alone: Nehemiah 9:6, ESV

PFI ESV Songs 5, Track 9



LORD
 Thumb of right "L" hand, palm facing left. touches left shoulder, then is brought down to touch right hip.



Alone (Only)
 Right index finger, pointing up, palm facing body, is rotated counter-clockwise once.



Made
 Pinky side of right "S" hand rests on top of thumb side of left "S" hand, palms facing in. Hands are pivoted in opposite directions several times, striking each other gently after each twist.




Heavens
 Right flat hand is held slightly above head level with fingers pointing left and palm facing down. Hand sweeps in front of or over head in an arc from left to right.



All
 Left flat hand rests on back of right flat hand. Right flat hand is then brought up and around left hand pivots so that back of right hand rests in left palm.



Earth
 Thumb and index fingers of downturned right "5" hand are placed on sides of downturned "S" hand. The right hand pivots back and forth while keeping light contact with left hand.



Seas
 Touch mouth with index finger of right W hand a couple times (sign for water); Then move both hands forward in wavy motion.



Preserve
 Both "K" hands, fingers pointing outward, move up and down a few times.



Hosts of Heaven
 Fingertips of both hands rest on shoulders then pivot out and are flapped up and down a few times like wings.

I Am the LORD

I am the LORD,
Who has made all things,
Who alone stretched out the heavens.
I am the LORD,
Who has made all things,
Who spread out the earth by myself.
I am the LORD, (*I am the LORD!*)
I am the LORD, (*I am the LORD!*)
Isaiah Forty-four, twenty-four.


about this Bible verse:

Words: adapted from Isaiah 44:24, ESV Music: Constance Dever ©2011

The LORD is the good creator of everything in our world. He stretched out the heavens. He spread out the earth. He made all the creatures in both heaven and earth. And we know He did this by speaking them into place. How amazing! There is no one like the LORD!

I Am the LORD: Isaiah 44:24, ESV


PFI ESV Songs 5, Track 10



I
Point to self with right index finger.



LORD
Thumb of right "L" hand, palm facing left. touches left shoulder, then is brought down to touch right hip.



Made
Pinky side of right "S" hand rests on top of thumb side of left "S" hand, palms facing in. Hands are pivoted in opposite directions several times, striking each other gently after each twist.



All
Left flat hand rests on back of right flat hand. Right flat hand is then brought up and around left hand pivots so that back of right hand rests in left palm.



Alone (Only)
Right index finger, pointing up, palm facing body, is rotated counter-clockwise once.




Heavens
Right flat hand is held slightly above head level with fingers pointing left and palm facing down. Hand sweeps in front of or over head in an arc from left to right.



Spread Out
Hold both "And" hands together in front of body, then open hands, spreading fingers apart, as both hands move forward and to each side.



Earth
Thumb and index fingers of downturned right "5" hand are placed on sides of downturned "5" hand. The right hand pivots back and forth while keeping light contact with left hand.



Myself
Right "5" hand is placed on chest.

O Worship the King, v.3

E B E A D#m E B E B E B⁷ E B⁷

1.O wor-ship the King, all glo-rious a - bove, And grate - ful - ly sing His won - der-ful
 3.Thy boun - ti - ful care what tongue can re - cite? It breathes in the air, it shines in the

8 E B C#m⁷ B E B⁷ B

love; Our Shield and De - fend - er, the An - cient of Days, Pa -
 light, It streams from the hills, it de - scends to the plain, And

13 E B E A E B⁷ E

vil - ioned in splen - dor, and gird - ed with praise.
 sweet - ly dis - tills in the dew and the rain.

Words: Robert Grant Music: Attr. Johan Michael Haydn

You Are the LORD, You Alone

D A Bm D A F#m

You are the LORD, you a-lone, You made the heav-en with all their host, the

5 G D Em G A D

earth and all that's in it, the seas and all in them, and. you pre serve,— all of them. And the

9 G D Bm G D Em A

host of___ heav-en wor-ship you, And the host of___ heav en wor-ship you, And the

13 G D Bm G A F#m

host of___ heav-en wor - ship you, You are the LORD, you a - lone.

17 G A G D A G D

You are the LORD, you a - lone. Ne-he-mi-ah Nine,— Six.

Words: adapted from Nehemiah 9:6 ESV Music: Constance Dever ©2012

I Am the LORD

E A E A B

I am the LORD, who has made all things, who a - lonestretched out the heav - ens.

5 E A E B E

I am the LORD, who has made all thingswho..spreadout the earth by my - self. I am the LORD,

10 A

I am the LORD! I am the LORD.

12 E A B7 E

I am the LORD! I - sai - ah For - ty four, twen - ty - four.

Words: adapted from Isaiah 44:24 NIV 1984 Music: Constance Dever ©2012

All People that on Earth Do Dwell

Verse 1

All people that on earth do dwell,
Sing to the Lord with cheerful voice;
Him serve with fear, His praise forthtell;
Come ye before Him and rejoice.

Verse 2

The Lord, ye know, is God indeed,
Without our aid He did us make;
We are His folk, He doth us feed,
And for His sheep He doth us take.

about this hymn: Words: Psalm 100; Paraphrased, William Kethes Music: Genevan Psalter, 1551 Edition, attr. Louis Bourgeois
Long ago, a man named William Kethes was thinking about this Bible truth, too. He wrote the words to a hymn called "All People that on Earth Do Dwell." We're going to learn a couple verses from it."

"This hymn reminds us that we, along with peoples of the earth, should serve and praise the Lord because He is our Creator. He made us to know Him and worship Him. Of all people, God's people, have reason to rejoice in God, their Creator. He saved them through Jesus. He has made them His very own, special people, who He takes special care of.

All People that on Earth Do Dwell, v.1

PFI ESV Songs 5, Track 11



People, Folk


"P" hands, held side by side, make alternating forward circles.

Dwell

Upturned thumbs of "A" hands move upward in front of chest in unison.

Sing

Wave the right flat hand back and forth over left flat hand.



Lord


Thumb of right "L" hand, palm facing left, touches left shoulder, then is brought down to touch right hip.

Voice

The index and middle fingers of the right "V" hand are placed on throat, then brought forward under chin and out.

Serve

Move both flat hands back and forward in opposite directions.



Praise

Clap the right hand on top of the left hand several times.

Come Before

Both slightly curved hands are raised simultaneously, palms facing each other. The right palm stops just short of the left palm, as if a person coming to stand before another person.

Rejoice

Both upright hands pretend to grasp imaginary flags and wave them in small circles at head height.

All People that on Earth Do Dwell, v.2

PFI ESV Songs 5, Track 12



Know
Pat forehead with right fingers several times.



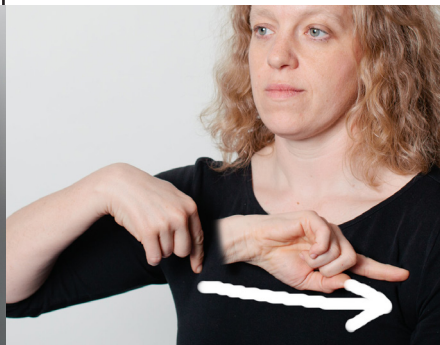
God
Right open hand, palm facing left, is held up above head level then brought down and back in a slight arc, ending with a "B" hand at the upper chest level.



Without
"A" hands, are held in front of chest, palms together. Both hands move downward and forward, forming flat hands, palms facing down.




Aid
Right "S" hand, thumb up, palm facing back, rests in open left palm. Left palm then lifts both hands upward a short distance.



Us
Right index finger touches right shoulder, then moves left to touch left shoulder. Right index finger touches right shoulder, then moves left to touch left shoulder.




Make
Pinky side of right "S" hand rests on top of thumb side of left "S" hand, palms facing in. Hands are pivoted in opposite directions several times, striking each other gently after each twist.



Feed
Right hand with fingertips touching, palm facing up, is held in front of the body. Left hand, also with fingertips touching, palm facing body, pretends to scoop up food from right hand and brings it to mouth a couple of times.



Sheep
Back of right "V" hand is placed on back of left forearm. Open and close right "V" fingers as they move up left forearm.



Take (Adopt)
With palms facing down, bring both hands up into "S" hands.

Then God Said

Then God said, "Let us make man,
Let us make man in our own image."
Then God said, "Let us make man,
Let us make man in our own image."
Male and female, He created them,
Male and female, He created them.

Then God said, "Let us make man,
Let us make man in our own image."
Then God said, "Let us make man,
Let us make man in our own image."
Genesis One, twenty-six and seven.

about this Bible verse:

Words: Genesis 1:26-27,ESV Music: Constance Dever ©2012

The Bible tells us God made people in the beginning. He made them in His image, that means, they reflect Him in a very special way. Of all the earthly creatures, they alone were created with a spirit, like God's Spirit, that can know and love God. God created people to be able to see God's glory in everything He made. And, He created them to care for the world He created as caretakers under Him.

Then God Said: Genesis 1:26-28, ESV

PFI ESV Songs 5, Track 13



God
 Right open hand, palm facing left, is held up above head level then brought down and back in a slight arc, ending with a "B" hand at the upper chest level.



Said
 Right index finger touches mouth then makes a small forward circle as it moves to point outward.



Us
 Right index finger touches right shoulder, then moves left to touch left shoulder.



Make, Created
 Pinky side of right "S" hand rests on top of thumb side of left "S" hand, palms facing in. Hands are pivoted in opposite directions several times, striking each other gently after each twist.



Man (People)
 "P" hands, held side by side, make alternating forward circles.



Image
 Right index finger is placed in left palm which is facing forward. Both hands move forward together.



Male
 Right hand is held near forehead, fingers open and facing thumb. Hand is then brought down and fingers closed.



Female
 Thumb of right "A" hand is moved down contour of the right jaw from ear to almost the chin.



Them
 Right index finger points forward (or in direction of the person referred to), then is moved to the right.

All People that on Earth Do Dwell, vs.1,2

F C Dm F Dm C F F C7 Dm Bb F C Dm

1.All peo - ple that on earth do dwell, Sing to the Lord with cheer - ful voice; Him
 2.The Lord, ye know, is God in - deed, With - out our aid He did us make; We

5 C F C F Bb C F Dm C Gm F C7 F

serve with fear, His praise forth - tell; Come ye be - fore Him and re - joice.
 are His folk, He doth us feed, And for His sheep He doth us take.

Words: Paraphrased, William Kethe; homas Ken Music: Genevan Psalter, attr. Louis Bourgeois

Then God Said

C F C F C G

Then God said, "Let us make man, Let us make man in our i - mage."

5 C F C F C G C

Then God said, "Let us make man, Let us make man in our i - mage." Male and

9 F C G C F C D7 Am6 G7

fe - male, He cre - at - ed them, Male and fe - male, He cre - at - ed them.

13 C F C F C G

Then God said, "Let us make man, Let us make man in our i - mage." Then God said, "Let

18 F C F C G C

us make man, Let us make man in our i - mage."

21 F G C

Gen - e - sis One, twen - ty - six and se - ven.

Words: Genesis 1:26-27, ESV Music: Constance Dever ©2012

The Doxology

Praise God, from whom all blessings flow;
Praise Him, all creatures, here below;
Praise Him above, ye heav'nly host;
Praise Father, Son, and Holy Ghost. Amen.

about this hymn:

Words Thomas Ken Music Genevan Psalter, 1551 Edition, attr. Louis Bourgeois

Long ago, a man named Thomas Ken was thinking about this Bible truth, too. He wrote the words to a hymn that we call the Doxology. We're going to learn it.

This hymn reminds us that all creatures here below on the earth and all the heavenly host above in heaven should praise God. He is their Creator and He made them to praise and glorify Him. All the good blessings they enjoy come from Him.

Doxology

PFI ESV Songs 5, Track 14




Praise
Clap the right hand on top of the left hand several times.



God
Right open hand, palm facing left, is held up above head level then brought down and back in a slight arc, ending with a "B" hand at the upper chest level.



Blessings
Place thumbs of both "A" hands at lips. Change hands into flat hands, palms down, as you extend them down and forward.



Creatures
Cross K hands, with right hand above the left, pinky fingers down, both hands pointing slightly outward. In this position, make a small counterclockwise.



Below
Right flat hand makes a counterclockwise circle below the left flat hand, both palms facing down.



Above
Make a counterclockwise circle with right flat palm over left flat hand.



Heavenly Host
Fingertips of both hands rest on shoulders then pivot out and are flapped up and down a few times like wings.



Father
Tap thumb of right "5" hand on forehead a few times.



Holy Ghost
Right "H" hand, palm facing left, slides from heel to fingertips of left flat hand, palm up. Then touch the thumbs and index fingers of both "T" hands to each other, right hand above left, palms facing each other. Draw hands apart in an upward motion.

Praise the Lord, from the Earth

Praise the Lord, from the earth,
All you creatures of the sea,
And all ocean depths,
Lightning, hail, snow and clouds,
Stormy winds that do his bidding.
Praise the Lord, from the earth, Praise the Lord.
Praise the Lord, from the earth, Praise the Lord.

Praise the Lord, from the earth,
You mountains and all hills,
You fruit trees and cedars,
Animals, flying birds, kings and rulers, men and maidens,
Praise the Lord, from the earth, Praise the Lord.
Praise the Lord, from the earth, Praise the Lord.
Psalm One-forty-eight, verses seven through twelve.

about this Bible verse:

Words: Psalm 148:7-12, NIV 1984 Music: Constance Dever ©2011

The Bible tells us that everything God created praises God in its own way. They all display His glory and remind us of something about the wonderful God who created them. But of all God's earthly creations, it is people--young and old, men and maidens, kings and humble people--who are made in God's image and have a special ability to see God's splendor in His creations and praise and glorify Him for who He is.

Praise the LORD, from the Earth

PFI ESV Songs 5, Track 15



Praise
Clap the right hand on top of the left hand several times..




LORD
Thumb of right "L" hand, palm facing left. touches left shoulder, then is brought down to touch right hip.



Earth
Thumb and index fingers of downturned right "5" hand are placed on sides of downturned "5" hand. The right hand pivots back and forth while keeping light contact with left hand.



All
Left flat hand rests on back of right flat hand. Right flat hand is then brought up and around left hand and pivots so that back of right hand rests in left palm.



Creatures, Animals
Cross K hands, with right hand above the left, pinky fingers down, both hands pointing slightly outward. In this position, make a small counterclockwise.



Sea, Ocean
Touch mouth with index finger of right hand a couple times (sign for water);. Then move both hands forward in wavy motion.



Lightning
Right index finger zig-zags forward quickly, imitating a lightning bolt.



Hail, Snow
Fingers and thumb of right curved hand are placed on chest, then moved outward while simultaneously forming an "and" hand. Then both open hands, palms down and fingers facing out, are moved down while simultaneously wiggling fingers.



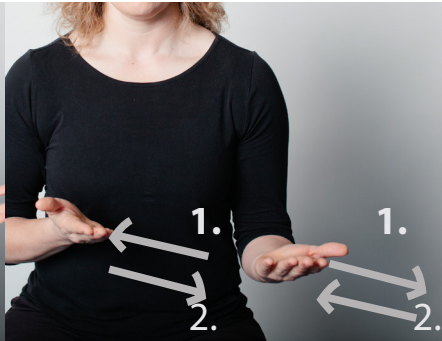
Stormy
Hold both open curved hands in front of head, palms facing each other. Move both hands from right to left, making swirling up and down movements from the wrists as they move.

Praise the LORD, from the Earth

PFI ESV Songs 5, Track 15



Winds
Both "5" hands are moved back and forth several times liltedly as if mimicking a breeze.



Bidding
Move both flat hands back and forward in opposite directions.



Mountains Hills
Both "5" hands, palms facing forward and fingertips up, trace a wavy line like a line of mountain (or hill) tops.



Trees, Cedars
Elbow of right arm is placed on back of left hand, with right fingers pointed up. Right wrist is twisted as right fingers are wiggled. (Simulating tree trunk and branches swaying in the wind.)



Flying
Hold flat hands out to each side at shoulder height, palms down and fingertips pointed to each side. Flap hands up and down a few times, simulating flapping wings.



Birds
Touch mouth with index finger of right hand a couple times (sign for water);. Then move both hands horizontally, with fingers & thumb spread apart.. Move hands downwards as you wiggle your fingers in short stages.



Kings
Right "K" hand, palm facing left. touches left shoulder, then is brought down to touch right hip.



Men
Thumb of right open hand touches forehead, then the chest.



Maiden
Thumb of right "A" hand is moved down contour of the right jaw from ear to almost the chin.

The Doxology

E♭ B♭ Cm Gm Cm B♭ E♭ B♭⁷ Cm A♭ E♭ B♭ Cm

Praise God, from whom all bless - ings flow; Praise Him, all crea - tures here be - low; Praise

5 B♭ E♭ B♭ E♭ A♭ B♭ E♭ Cm B♭ Fm E♭ B♭⁷ E♭ A♭ E♭

Him a - bove, ye heav'n - ly host; Praise Fa - ther, Son, and Ho - ly Ghost. A - men.

Words: Thomas Ken Music: Genevan Psalter, attr. Louis Bourgeois

Praise the Lord from the Earth

B^b E^b F E^b F
 Praise the Lord, from the earth, all you crea-tures of the sea, and all o - cean
 2 B^b Gm F E^b Gm⁷
 depths, light-ning, hail, snow and clouds, stor-my winds that do his bid-ding, Praise the
 5 B^b E^b B^b F B^b F Gm F B^b
 Lord, from the earth, Praise the LORD, — Praise the LORD, from the earth, Praise the LORD. Praisethe
 9 E^b F E^b F B^b
 LORD, from the earth, you_ moun-tains and all hills, you fruit trees and ce - dars, a - ni -
 13 B^b Gm B^b E^b Gm⁷ B^b
 mals, fly -ing birds, kings and ru -lers, men and maid ens, Praise the LORD, from the earth, Praise the
 16 B^b F Gm F B^b
 LORD, — Praise the LORD, from the earth, Praise the LORD.
 19 F B^b F B^b
 Psalm One - for - ty - eight, ver - ses se - ven through twelve.

Words: adapted from Psalm 148:7-12 NIV 1984 Music: Constance Dever ©2012

He Leadeth Me

Verse 2

Sometimes 'mid scenes of deepest gloom,
Sometimes where Eden's bowers bloom,
By waters still, o'er troubled sea,
Still 'tis His hand that leadeth me!

Refrain

He leadeth me, He leadeth me,
By His own hand He leadeth me;
His faithful foll'wer I would be,
For by His hand He leadeth me.

Verse 3

Lord, I would clasp Thy hand in mine,
Nor ever murmur nor repine;
Content, whatever lot I see,
Since 'tis Thy hand that leadeth me! *Refrain*

about this hymn:


Long ago, a man named Joseph H. Gilmore was thinking about this Bible truth, too. He wrote the words to a hymn called, "He Leadeth Me". We're going to learn a few verses from it.

Words: Joseph H. Gilmore Music William B. Bradbury

This hymn reminds us that God's plans are good and unfailing. God's people know this best of all. They know God is always leading them through life, fulfilling His good plans for them. Whether it is something hard or sad or enjoyable and happy, it is all a part of God's good plans that He has woven into every single day. That is why they can be content, no matter what happens.

He Leadeth Me, verses 2,3

PFI ESV Songs 5, Tracks 16,17



Scenes
Point fingers of left flat hand up, palm facing forward. Move index finger of right "D" hand in a full clockwise circle, beginning and ending with index finger pointing to "12:00."

Deepest
Right "D" hand, index finger pointing down, moves down the left palm, which is held facing right, fingertips pointing up.


Gloom
Right "D" hand, index finger pointing down, moves down the left palm, which is held facing right, fingertips pointing up.



Bowers
Start with fingertips of upright open hands together in front of body. Bring both hands back towards body, in an arc, indicating a semi-circle enclosure. Then, place fingertips of right "and" hand on each nostril separately. (sign for flower).

Bloom
Fingertips of right hand sprout up out of closed left hand, spreading open as they move upward.

Water, Sea
Touch mouth with index finger of right W hand a couple times (sign for water); Then move both hands forward in wavy motion.



Hand
Hold up right hand, palm facing out, fingers pointing up.

Leadeth
Right hand grasps fingers of left flat hand and leads it forward a short distance.

Me
Point to self with right index finger.

He Leadeth Me, verses 2,3

PFI ESV Songs 5, Tracks 16,17



Faithful
 Right index finger touches forehead. Then, right "F" hand, palm facing in, hits left "F" hand, palm facing in, in a down-up-down motion, ending with right thumb- index finger resting on left thumb-index finger.




Follower
 Right "D" hand is held behind left "D" hand, palms facing forward. Both hands travel forward together in a double arc movement.



LORD
 Thumb of right "L" hand, palm facing left, touches left shoulder, then is brought down to touch right hip.



Clasp
 Right hand, palm facing upward and inward, is lowered into a fist, as if holding onto something.



Mine
 Right "5" hand is placed on chest.



Murmur
 Curved fingers of right hand hit chest forcefully a few times.



Repine
 Clenched hands are held over heart and twisted back and forth a few times.



Content
 Both "B" hands are placed against the chest, palms down and with right hand above left hand. Move both down simultaneously a few inches.



See
 Index and middle finger of right "V" hand, palm facing in, are placed near eyes then moved forward.

God's One, Big Plan

Verse 1

Forever God has had one, big plan,
To love a people from every land,
To love them all through Jesus Christ,
Who shed His blood to give eternal life.

Refrain

Oh, who is like the Lord our God,
Who has shown such power, such love.
No one, no one's like our God,
No one's shown such power, such love,
So for His glory, for our joy,
Let's know, let's grow, let's go,
Let's know, let's grow, let's go!

Verse 2

There's work for us in God's one, big plan,
To reach His people in every land,
Know God and His Word,
Grow like Jesus, Give, Pray.
Go to those lands,
Share the gospel today. (*refrain*)

about this song:

God's plans are good and unending! Those plans include loving and making His very own, millions of people--more than we can count! And, He has woven work for His people into this One, Big Plan of salvation of His. He has given them of telling others the good news of Jesus. He has chosen to work through their words and bringing salvation to people from every land. God's people both prepare to go and help others to go tell the good news of Jesus. They seek to know Him and study His Word. They want to live more and more like Jesus. They give money and pray for those who move to other lands to tell people about Jesus. Some, go to those other lands, themselves. In all these ways, God's people help tell others the good news of Jesus and will go on doing this until the wonderful day when Jesus comes back and brings God's kingdom forever!

Words and Music: Constance Dever ©2011

God's One, Big Plan


PFI ESV Songs 12, Track 18



God
Right open hand, palm facing left, is held up above head level then brought down and back in a slight arc, ending with a "B" hand at the upper chest level.



One
Hold up right index, palm facing forward.



Love
Fists are crossed on chest, palms facing body.



People
"P" hands, held side by side, make alternating forward circles.



Land
Palm of right flat hand is moved in a counterclockwise motion on the underside of the left forearm near the elbow.



All
Left flat hand rests on back of right flat hand. Right flat hand is then brought up and around left hand and pivots so that back of right hand rests in left palm.



Jesus Christ
Middle, bent finger of right "5" hand touches middle of left open palm, palms facing each other. Then middle, bent finger of left "5" hand touches middle of right open palm, palms facing each other.



Blood
Left "5" hand is placed on chest, palm facing in. Right "5" hand is placed on top of left hand. Wiggle fingers of right hand as you lower it, making the motion of trickling blood.



Life
Upturned thumbs of "A" hands move upward in front of chest in unison.

God's One, Big Plan, continued


PFI ESV Songs 5, Track 18



Lord
Thumb of right "L" hand, palm facing left. touches left shoulder, then is brought down to touch right hip.



Shown
Right index finger is placed in left palm which is facing forward. Both hands move forward together.



No One
"O" hands, palms facing forward, shake back and forth in unison.



Glory
Middle finger of right hand touches upturned left flat hand, then is wiggled back and forth as it is raised up.



Go
Right "D" hand is held in front of body, index finger pointing up and palm facing forward. Move it forward and down in a slight arc until the index finger points forward.




Work
Right "S" hand, palm facing down, hits back of left "S" hand, palm facing down, several times.



Word
Left middle finger touches right palm, then right middle finger touches left palm. Bring flat hands are held together, palms touching and fingertips pointing forward, then opened with the little fingers still touching as if opening a book. (Signs for Jesus + book).



Grow
Fingertips of right hand sprout up out of closed left hand, spreading open as they move upward.



Gospel
Pinky finger edge of right "G" hand slides across the flat left hand from fingertips to heel several times.

The Counsel of the Lord

The counsel of the LORD stands forever;
The plans of His heart to all generations;
His counsel stand forever,
The plans of His heart to all generations.
The counsel of the LORD stands forever;
The plans of His heart to all generations.
Psalm Thirty-three, verse eleven.

about this Bible verse:

Words: Psalm 33:11, ESV Music: Constance Dever ©2012

The Bible tells us that God's counsel--that is, His wise plans--stand firm for His creation. Throughout all generations, throughout all of history--every single day--God will do all of His will. And because God's heart is completely wise and purely good, we can trust that His purposes, even in the things we least understand, are always good. We can count on that because He never changes.

The Counsel of the Lord: Psalm 33:11, ESV

PFI ESV Songs 5, Track 19



Counsel

Right hand grasps fingers of left flat hand and leads it forward a short distance.



LORD

Thumb of right "L" hand, palm facing left. touches left shoulder, then is brought down to touch right hip.




Stands

Pinky side of right "A" hand, thumb pointing up, is brought down firmly onto back of downturned left "S" hand.



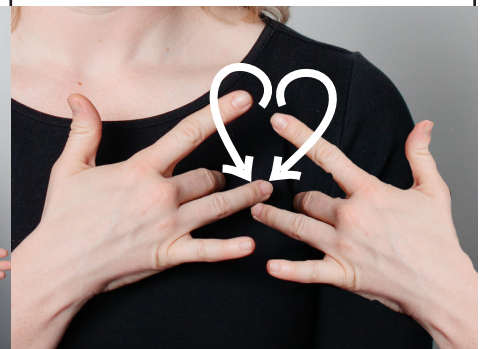
Forever

Downturned right "Y" hand moves up and away from body.



Plans

Both hands, palms facing each other, point left, then are brought across body and point right.



Heart

Middle fingers are used to traced out the shape of a heart on upper left chest.



To (Through)

Open right hand is passed in between the index and middle fingers of the open left hand.



All

Left flat hand rests on back of right flat hand. Right flat hand is then brought up and around left hand and pivots so that back of right hand rests in left palm.



Generations

Slightly curved hands make forward circles over each other.

For I Know the Plans I Have for You

Refrain:

For I know the plans I have for you, declares the LORD,

For I know the plans I have for you, declares the LORD.

Plans for welfare, not for evil,

Give you a future and a hope.

For I know the plans I have for you, declares the LORD.

Then you will call on me and come and pray to me,

Then you will call on me and I will hear you.

You will seek me and find me,

When you seek me with all your heart. *Refrain*

Jeremiah Chapter Twenty-nine,

Verses eleven through thirteen.

about this Bible verse:

Words: adapted from Jeremiah 29:11-13, ESV Music: Constance Dever ©2011


God knows the plans He has for His people and He will bring them about. He alone can truly know and make plans that will always come about, just as He wants them to. That is because He is all-powerful. And, because He is completely good and loving, and oh, so merciful, He makes only plans for His people that are good for them. Yes, they are sinners. Yes, many times they do not obey or even trust Him as they should, but still He continues on with His plans for their welfare and a good future. Many times they do not understand His plans, but still He reassures them that they can trust Him and that His plans are good. This gives them hope. How wonderful that God wants us to seek Him and find Him! How wonderful it is that He wants us to be His people. Let's seek Him with all our heart today!




I, Me
Point to self with right index finger.



Know
Pat forehead with right fingers several times.



Plans
Both hands, palms facing each other, point left, then are brought across body and point right.




You
Point right index finger forward.



LORD
Thumb of right "L" hand, palm facing left. Touches left shoulder, then is brought down to touch right hip.



Welfare
Fingers of right flat hand are placed at lips, then brought forward. Some end this sign by resting the right hand in the upturned palm of the left flat hand.



Evil
Both "X" hands, held near sides with palms facing up, move upward and outward in circles simultaneously.



Future
Right flat hand is held near right temple, palm facing face and fingers pointing up. Then move right hand out in a forward-upward arc.



Hope
Hold both flat hands, palms facing each other, in front of head. Bend them up and down a few times.

For I Know the Plans I Have for You, continued

PFI ESV Songs 5, Track 20



Call
Cupped right hand, palm facing in, is held at chin then brought forward a short distance in a slight arc.



Come
Move right pointer finger in a slight arc towards self.



Pray
Hold flat hands together in pray position. If desired, can bow head, too.



Hear
Cupped right hand is placed behind right ear.



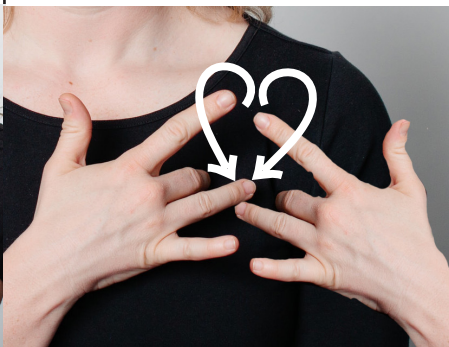
Seek
Make a circle over your heart with flat right hand.



Find
Right open hand is held in front of body with palm facing down. Bring index and thumb together as hand is raised.



All
At head level, Right flat hand, palm facing down, makes a forward circle around left flat hand, palm facing down. Then both hands move out to each side while simultaneously changing them into bend hands.



Heart
Middle fingers are used to traced out the shape of a heart on upper left chest.

He Leadeth Me, vs.2,3

B^b E^b B^b F F⁷ B^b

2. Some - times 'mid scenes of deep - est gloom, Some - times where E - den's bow - ers bloom, By wa - ters still, o'er
 3. Lord, I would clasp Thy hand in mine, Nor ev - er mur mur nor re - pine, Con - tent, what - ev - er

6 E^b B^b Gm B^b F⁷ B^b F F⁷ B^b E^b B^b

trou - bled sea, Still 'tis His hand that lead - eth me! He lead - eth me, He lead - eth me, By
 lot I see, Since 'tis Thy hand that lead - eth me!

11 Gm B^b F B^b F

His own hand He lead - eth me: His faith - ful fol - l'wer

14 B^b E^b B^b Gm B^b F⁷ B^b

I would be, For by His hand He lead - eth me.

Words: Joseph H. Gilmore Music William B. Bradbury

God's One Big Plan

E B A E A E E B

1. For - ev - er God has had One, Big Plan, To love a peo - ple from ev' - ry land, to

5 E A E B E A B

save them all through Je - sus Christ, who shed His blood to give e - ter - nal life. Oh, who is like the

10 E B E A B A B A B E B E

Lord, our God? Who has shown such pow - er such love? No one, no one's like our God!

15 A B A B A E B E

No one's shown such pow'r, such love, so for His glo - ry, for our joy, let's

20 A B E A B E

know, let's grow, let's go! let's know, let's grow, let's go! 2. There's work for

25 E B A E A E B

us in God's One, Big Plan, to reach His peo - ple in ev' - ry land, Know

29 E A E B E

God and His Word, Grow like Je - sus, give, pray! Go to those lands, share the gos - pel to - day! Oh,

33 A B E B E A B A B A B

who is like the Lord, our God? Who have shown such pow - er such love, No one, no one's

38 E B E A B A B A E

like our God! No one's shown such pow'r, such love, so for His glo - ry,

43 B E A B E A B E

for our joy, let's know, let's grow, let's go! let's know, let's grow, let's go!

The Counsel of the Lord

Cmaj9
Dm
Dm
C6
Cmaj7

The coun - sel of the LORD stands for - ev - er, the plans of His

5
Dm
Dm9
G7
Dm7
C
Dm9
G7
Dm9
G7

heart to all gen-er - a - tions, His coun - sel stands for - ev - er the

12
Dm9
G7
C
F6
Dm9
C6
G
Cmaj9
Dm

plans of His heart to all gen-er - a - tions. The coun - sel of the LORD

18
Dm
C6
Cmaj7
Dm
Dm9
G7

stands for - ev - er, the plans of His heart to all gen - er -


23
Dm7
C
Cmaj9
Dm
G13
C

a - tions, Psalm Thir-ty - three, verse e lev en.

Words: adapted from Psalm 33:11, ESV Music: Constance Dever ©2012

For I Know the Plans I Have for You

E \flat B \flat /D Cm A \flat E \flat




"For I know the plans I have for you," de - clares the LORD. "For I

5 E \flat B \flat /D Cm A \flat B \flat E \flat




know the plans I have for you," de - clares the LORD. "Plans for

9 B \flat A \flat E \flat Cm B \flat




wel - fare, not for e - vil, give you a fu - ture and a hope, For I

13 E \flat B \flat /D Cm A \flat B \flat E \flat A \flat




know the plans I have for you," de - clares the LORD. Then you will call on

18 E \flat Cm B \flat A \flat E \flat



me, and come and pray to me. Then you will call on me, and

23 A \flat B \flat Fm A \flat



I will hear you, you will seek Me and find me, when you seek Me with all your

27 B \flat E \flat B \flat /D Cm A \flat



heart. For I know the plans I have for you," de - clares the

32 Eb Eb Bb/D Cm Ab Bb

LORD. "For I know the plans I have for you," de - clares the

36 Eb Bb Ab Eb Cm

LORD. "Plans for wel - fare, not for e - vil, — give you a fu - ture and a

40 Bb Eb Bb/D Cm Ab Bb Eb

hope, For I know the plans I have for you," de - clares the LORD. Je re

45 Bb/D Cm Ab Bb Eb

mi - ah chap - ter Twen - ty - nine, ver - ses e - le - ven through twelve.

Words: adapted from Jeremiah 29:11-13, ESV Music: Constance Dever ©2015