



**Unit 12 NIV Songbook
God's People Live for Him**



Curriculum for preschool and elementary age children,
training tools, music and other Resources
are available for download or to order at:
www.praisefactory.org

© 2015 Praise Factory Media all rights reserved. May be reproduced by licensed user for classroom purposes only.

This and many other resources are available online at www.praisefactory.org

Scripture quotations marked (NIV) are taken from the Holy Bible, New International Version®, NIV®, Copyright © 1973, 1978, 1984 by Biblica, Inc.™ Used by permission of Zondervan. All rights reserved worldwide.www.zondervan.com

Scripture quotations marked (ESV) are from The Holy Bible, English Standard Version® (ESV®), copyright © 2001 by Crossway, a publishing ministry of Good News Publishers. Used by permission. All rights reserved.

Scripture quotations marked HCSB are taken from the Holman Christian Standard Bible®, Copyright © 1999, 2000, 2002, 2003, 2009 by Holman Bible Publishers. Used by permission. Holman Christian Standard Bible®, Holman CSB®, and HCSB® are federally registered trademarks of Holman Bible Publishers.

The Psalm Behind the Name

Psalm 100

(v.1) Make a joyful noise to the Lord, all the earth!

(v.2) Serve the Lord with gladness!

Come into His presence with singing!

(v.3) Know that the LORD, He is God!

It is He who made us, and we are His;

We are His people, and the sheep of His pasture.

(v.4) Enter His gates with thanksgiving,

And His courts with praise!

Give thanks to Him; bless His name!

(v.5) For the Lord is good;

His steadfast love endures forever,

And His faithfulness to all generations.

May this curriculum help you to be manufacturers of noisy joy unto the Lord (v.1).
To sing (v.2), to know (v.3), and to worship Him with thanksgiving and praise (v.4),
that the witness of His great faithfulness might continue through all generations (v.5).

The Lord is amazing! He's not like anyone else!

Constance Dever

January 27, 2015

Table of Contents

The PFI Companion Resources	7
About the PFI Songbooks	7
Other Praise Factory Resources	8
PFI ESV Songs 12 Track Numbers	9
<u>OPENING MUSIC--Used every session</u> <i>(Lyrics and Lead Sheets for each)</i>	12
PFI Theme Song	
WoGoLOA Song	
Big Q & A 12 Song	
Big Question 12 Song: How Should God's People Live?	
Unit 12 Bible Verse: Ephesians 5:1,2 Live a Life of Love NIV 1984	
<u>RESOURCES FOR EACH BIBLE TRUTH</u> <i>(Lyrics, Sign Language and Lead Sheets for each)</i>	
UNIT 12, BIBLE TRUTH 1 RESOURCES	24
Bible Truth: God's People Grow to Be More Like Jesus	
Hymn: The Church's One Foundation, v.1	
Bible Verse: We Who Reflect the Lord's Glory 2 Corinthians 3:18, NIV 1984	
UNIT 12, BIBLE TRUTH 2 RESOURCES	30
Bible Truth: God's People Love Him with All of Themselves	
Hymn: When I Survey the Wondrous Cross, v.4	
Bible Verse: Hear, O Hear Deuteronomy 6:4-5, NIV 1984	
UNIT 12, BIBLE TRUTH 3 RESOURCES	36
Bible Truth: God's People Love Others	
Hymn: Blest Be the Tie that Binds, vs.1-4	
Bible Verse: Love Is Patient 1 Corinthians 13:4-8, NIV 1984	
UNIT 12, BIBLE TRUTH 4 RESOURCES	45
Bible Truth: God's People Trust Him	
Hymn: Trust and Obey, v.2	
Extra Song: Walk by Faith	
Bible Verse: Trust in the Lord Proverbs 3:5-6, NIV 1984	
Bible Verse Song: May the God of Hope Romans 15:13, NIV 1984	
UNIT 12, BIBLE TRUTH 5 RESOURCES	59
Bible Truth: God's People Are Good Stewards of His Gifts	
Hymn: Be Thou My Vision, v.2	
Bible Verse: Each of Us Should Use 1 Peter 4:10-11, NIV 1984	
UNIT 12, BIBLE TRUTH 6 RESOURCES	65
Bible Truth: God's People Obey Him	
Hymn: Take My Life and Let It Be, v.4	
Bible Verse: Jesus Replied John 14:23-24, NIV 1984	

Table of Contents, continued

UNIT 12, BIBLE TRUTH 7 RESOURCES	71
Bible Truth: God's People Do Good Works God Has Prepared for Them	
Hymn: Take My Life and Let It Be, vs.1-3	
Bible Verse: For We Are God's Workmanship Ephesians 2:10;6:7-8, NIV 1984	
UNIT 12, BIBLE TRUTH 8 RESOURCES	80
Bible Truth: God's People Read His Word, the Bible	
Hymn: Trust and Obey, v.1	
Bible Verse: I Have Hidden Your Word Psalm 119:11,15-16, NIV 1984	
UNIT 12, BIBLE TRUTH 9 RESOURCES	86
Bible Truth: God's People Think about Him	
Hymn: Be Thou My Vision, v.1	
Bible Verse: Your Love Is Better than Life Psalm 63:3-4, NIV 1984	
Bible Verse Song: Let the Morning Bring Me Psalm 143:5,8, NIV 1984	
UNIT 12, BIBLE TRUTH 10 RESOURCES	95
Bible Truth: God's People Say "No" to Temptation	
Hymn: Sweet Hour of Prayer, v.1	
Bible Verse: No Temptation Has Seized You 1 Corinthians 10:13, NIV 1984	
UNIT 12, BIBLE TRUTH 11 RESOURCES	101
Bible Truth: God's People Tell Others about Him	
Hymn: Come, Ye Sinners, Poor and Needy, v.1	
Extra Song: God's One Big Plan	
Bible Verse: How Beautiful Romans 10:13-15	
UNIT 12, BIBLE TRUTH 12 RESOURCES	111
Bible Truth: God's People Suffer According to His Plan	
Hymn: How Firm a Foundation, vs.3,4	
Bible Verse: For a Little While 1 Peter 1:6-7, NIV 1984	
Bible Verse Song: Who Shall Separate Us? Romans 8:31,32,35,38-39, NIV 1984	
UNIT 12, BIBLE TRUTH 13 RESOURCES	122
Bible Truth: God's People Know Heaven Is Their Home	
Hymn: The Sands of Time Are Sinking, vs.1-4	
Bible Verse: Many Live As Enemies Philippians 3:18,19,20, NIV 1984	
Bible Verse Song: You Were Publicly Exposed Hebrews 10:32-36, NIV 1984	
UNIT 12, BIBLE TRUTH 14 RESOURCES	135
Bible Truth: God's People Delight in His Glory	
Hymn: To God Be the Glory, vs.1,3	
Bible Verse: Shout with Joy to God Psalm 66:1-3,5,9,16, NIV 1984	

The PFI Companion Resources

While all the PFI resources are available for download at praisefactory.org, many of the resources are available for purchase as hard copies, too.

There are three companion resources for each of the sixteen PFI units:

PFI Unit Core Curriculum Book (ESV/NIV) --offered for each unit

The PFI Core Curriculum books contain the curriculum introduction, lesson plan, stories and activities for each Bible Truth in a unit. There are three stories per Bible Truth: an Old Testament, New Testament and church history/missions story. All three reinforce the same Bible truth concept, but from a different perspective. Each story has its own set of eleven response activities.

➔ PFI Unit Songbook (ESV/NIV) --offered for each unit

The PFI Unit Songbooks provide lead sheets and sign language for every song used in a unit. The audio music is available for download online at www.praisefactory.org.

PFI Unit Prontos (ESV/NIV) --offered for each unit

The PFI Prontos books provide all of the unit's take home sheets. They are offered separately from the rest of the curriculum because they are usually photo-copied. These take-home sheets include the key concepts, lyrics to the songs, the session story, some review questions, a prayer and an activity sheet.

All of these materials may be photocopied for non-commercial church, classroom or school use by licensed users.

About the PFI Songbooks

Music is a very powerful way to place truths in the heart for a lifetime.

For this reason, every Big Question and all the Bible verses are set to music. These songs are also available for download. What makes this music different is that it is directly related to each lesson. Your kids are listening to what you are teaching in class and through the power of music, are far more likely to retain it.

The curriculum is available in

- NIV 1984 (the Bible version used for the 1st edition of the curriculum) and
- a (largely) ESV version

Bible Truth Hymn:

One or more verses of a hymn are included with every Bible truth. The lyrics, a short explanation about the hymn, lead sheet music and sign language are all found in this book. The PFI Core Curriculum provides more resources for use with the hymn, including in-depth discussion questions about the hymn and how it ties in with the Bible truth and the stories. Song games that can be used with the sign language are included in the back of this songbook. The audio for every hymn is found online for download.

Bible Truth Bible Verse:

Each Bible Truth has a Bible verse that is central to the concept. This verse has been set to music to help the children remember it. As with the Bible Truth hymn, the lyrics, a short explanation about the Bible verse, lead sheet music and sign language for this verse are all found in this book. And, the PFI Core Curriculum provides more resources for use with the Bible verse song, including in-depth discussion/questions about the verse and how it ties in with the Bible truth and the stories. Song games that can be used with the sign language are included in the back of this songbook. The audio for every song is found online for download.

Extra Songs

Sometimes an extra hymn or Bible verse song/s are included in the music for a particular Bible Truth. Sometimes it is another version of music for the same song which might better suit older/younger children. Many times it is a completely different verse that relates well to the Bible Truth. This is especially true of the ESV version. For these songs, the lyrics, a short explanation about the Bible verse, lead sheet music and sign language for this verse are all found in this book. There are no additional discussion questions in the PFI Core Curriculum related to these songs. The audio for these songs are found online for download.

Other Praise Factory Resources

PFI: Praise Factory Investigators is the third in a family of three, inter-related curriculums:

- Hide 'n' Seek Kids (focus group: ages 2-4; adaptable range: ages 2-pre-K 5's)
- Deep Down Detectives (focus group: ages 4--6's; adaptable range: ages 3-2nd grade)
- PFI: (focus group: grades K-5th grade; adaptable range: pre-K 5's-6th grade)

Each curriculum teaches the same biblical themes, but present them in greater depth as the children grow and develop. Together, the curriculums work like an expanding spiral of truth that returns to reinforce the same truths with each curriculum, while leading the children to deeper understanding with each step up.

Learn more about these curriculums as well as other resources and ideas for reaching children with the gospel at: www.praisefactory.org.

PFI NIV SONGS 12 TRACK NUMBERS

This is a listing of all songs mentioned in the unit curriculum. You may or may not choose to use all of the songs. They are listed in easy-reference order--NOT in the order used in the curriculum.

You may choose to simply burn a CD/load them onto an mp3 device in this order. Or, you may want to do what we do: choose the songs we want to use and create a playlist of them in that order. Then, we burn a CD/upload the playlist onto an mp3 device. A teacher only has to click forward to the next song, instead of hunting for the right track. The track number have been included as part of the title of each song, teachers will still have a reference to the track number listed in the curriculum (same as those listed below), even if you change the order on your customized playlist.

- 1 PFI Theme Song
- 2 WoGoLOA Rules Song

UNIT 12: GOD'S PEOPLE LIVE FOR HIM

- 3 Big Q & A 12 Song
- 4 Big Question 12 Song: How Should God's People Live?
- 5 Unit 12 Bible Verse: Live a Life of Love Ephesians 5:2, NIV 1984

Bible Truth 1: God's People Grow to Be More Like Jesus

- 6 Hymn: The Church's One Foundation, v.1
- 7 Bible Verse: We Who Reflect the Lord's Glory 2 Corinthians 3:18, NIV 1984

Bible Truth 2: God's People Love Him with All of Themselves

- 8 Hymn: When I Survey the Wondrous Cross, v.4
- 9 Bible Verse: Hear, O Hear Deuteronomy 6:4-5, NIV 1984

Bible Truth 3: God's People Love Others

- 10 Hymn: Blest Be the Tie that Binds, vs. 1-4
- 11 Bible Verse: Love Is Patient 1 Corinthians 13:4-8 NIV 1984

Bible Truth 4: God's People Trust Him

- 12 Hymn: Trust and Obey v.2
- 13 Extra Song: Walk by Faith
- 14 Bible Verse: Trust in the LORD Proverbs 3:5-6, NIV 1984
- 15 Extra Bible Verse: *May the God of Hope Romans 15:13, NIV 1984*

Bible Truth 5: God's People Are Good Stewards of His Gifts

- 16 Hymn: Be Thou My Vision, v.2
- 17 Bible Verse: Each of Us Should Use 1 Peter 4:10-11, NIV 1984

Bible Truth 6: God's People Obey Him

- 18 Hymn: Take My Life and Let It Be, v.4
- 19 Bible Verse: Jesus Replied John 14:23-24, NIV 1984

Bible Truth 7: God's People Do Good Works God Has Prepared for Them

- 20 Hymn: Take My Life and Let It Be, vs.1
- 21 Hymn: Take My Life and Let It Be, vs.2
- 22 Hymn: Take My Life and Let It Be, vs.3
- 23 Bible Verse: For We Are God's Workmanship Ephesians 2:10; 6:7-8, NIV 1984

Why the Extra Songs?

PFI is a curriculum used by a wide age-span of kids. Sometimes one of the other songs is a better fit for your kids. Or, you may simply want to teach them more songs on the same Bible Truth. Use as many or as few as you want.

PFI NIV SONGS 12 TRACK NUMBERS

Bible Truth 8: God's People Read His Word, the Bible

24 Hymn: Trust and Obey, v.1

25 Bible Verse: I Have Hidden Your Word Psalm 119:11,15-16, NIV 1984

Bible Truth 9: God's People Think about Him

26 Hymn: Be Thou My Vision, v.1

27 Bible Verse: Your Love Is Better than Life Psalm 63:3-4, NIV 1984

28 *Extra Bible Verse: Let the Morning Bring Me Psalm 143:5,8, NIV 1984*

Bible Truth 10: God's People Say "No" to Temptation

29 Hymn: Sweet Hour of Prayer, v.1

30 Bible Verse: No Temptation Has Seized You 1 Corinthians 10:13, NIV 1984

Bible Truth 11: God's People Tell Others about Him

31 Hymn: Come Ye Sinners, Poor and Needy, v.1

32 *Extra Song: God's One Big Plan*

33 Bible Verse: How Beautiful Romans 10:13-15, NIV 1984

Bible Truth 12: God's People Suffer According to God's Good Plan

34 Hymn: How Firm a Foundation, v.3

35 Hymn: How Firm a Foundation, v.4

36 Bible Verse: For A Little While 1 Peter 1:6-7, NIV 1984

37 *Extra Bible Verse: ? Romans 8:31,32,35,38-39, NIV 1984*

Bible Truth 13: God's People Know Heaven Is Their Home

38 Hymn: Sands of Time, v.1

39 Hymn: Sands of Time, v.2

40 Hymn: Sands of Time, v.3

41 Hymn: Sands of Time, v.4

42 Bible Verse: Many Live As Enemies Philippians 3:18,19,20, NIV 1984


43 *Extra Bible Verse: You Were Publicly Exposed Hebrews 10:32-36, NIV 1984*

Bible Truth 14: God's People Delight in God's Glory


44 Hymn: To God Be the Glory, v.1

45 Hymn: To God Be the Glory, v.3

46 Bible Verse: Shout with Joy to God Psalm 66:1-3,5,8,16, NIV 1984



Unit 12 Opening Music
songs used every session
lyrics and lead sheets



PFI Theme Song

PFI NIV Songs 12, Track 1

We're PFI: Praise Factory Investigators,
Diggin' deep down for truths in God's Word,
That's PFI: Praise Factory Investigators,
Diggin' deep down for truths in God's Word,
We're looking for answers to very big questions,
Big questions about God,
If you're looking for answers to very big questions 'bout
God, come along...

Join PFI: Praise Factory Investigators,
Diggin' deep down for truths in God's Word,
That's PFI: Praise Factory Investigators,
Diggin' deep down for truths in God's Word.
Deep down, diggin' down, Let's go diggin' down,
Deep down, diggin' down,
'Til answers to all our Big Questions we've found.

We're PFI: Praise Factory Investigators,
Diggin' deep down for truths in God's Word,
That's PFI: Praise Factory Investigators,
Diggin' deep down for truths in God's Word.

WoGoLOA Rules Song

PFI NIV Songs 12, Track 2

Refrain:

WoGoLOA means "Worship God
and love one another,"

WoGoLOA means "Worship God
and love one another."

WoGo means "Worship God."

Sound off, 1,2,3,

Joyfully take part,

Listen to others,

Obey your teachers. (*Refrain*)

LOA means "Love One Another."

Sound off, 1,2,3,

Be kind,

Be encouraging,

Help others, help others. (*Refrain twice*)

Big Q & A 12 Song

PFI NIV Songs 12, Track 3

How should God's people live each day?
They should live like Jesus!
How should God's people live each day?
How should God's people live each day?
How should God's people live each day?
They should live like Jesus!

Words: Constance Dever Music: Adapted Nursery Rhyme ©2012

Unit 12 Bible Verse Song:

PFI NIV Songs 12, Track 5

Live a Life of Love

Live a life of love just as Christ loved you.
Live a life of love just as Christ loved you.
Live a life of love, Live a life of love,
Live a life of love,
Just as Christ loved you.
Ephesians Five, Two. O-le!

Words: adapted from Ephesians 5:2 NIV 1984 Music: Constance Dever ©2012

Big Question 12 Song: How Should God's People Live?

PFI NIV Songs 12, Track 4

Refrain:

How should God's people live?
How should God's people live?
How should God's people live?
They should live like Jesus!

Verse 1:

Jesus loved God most of all,
He loved all people, too,
In all that He did and said and thought,
He loved them thru and thru. (*Refrain*)

Verse 2:

God's people should love God most of all,
They should love others, too,
And God the Holy Spirit,
Will help them in all they do. (*Refrain*)

PFI Theme Song

PFI NIV Songs 12, Track 1

Chords: Cm Cm(#5) Cm6 Cm(#5) Cm Cm(#5)

4 Cm6 Cm(#5) Cm Cm(#5) Cm6 Cm(#5)

We're P F I, Praise Fac - try In-ves - ti - ga - tors,

7 Cm Cm(#5) Cm6 Cm(#5) Cm Cm(#5)

Dig - ging deep down for truths in God's Word, That's P F I, Praise Fac -

10 Cm6 Cm(#5) Cm G7 Cm

- try In-ves - ti - ga - tors, Dig - ging deep down for truths in God's Word, We're

13 Cm(#5) Cm6 Cm(#5) Cm Cm(#5) Cm6 Cm(#5) G7 Cm Cm

look - ing for an swers, to ve - ry big ques tions, Big ques - tions 'bout God, If you're

17 Cm(#5) Cm⁶ Cm(#5) Cm Cm(#5) Cm⁶ Cm(#5) G⁷ Cm Cm

look-ing for an swers, to ve - ry big ques tions, 'bout God, come a - long, Join

21 Cm Cm(#5) Cm⁶ Cm(#5) Cm Cm(#5)

P F I, Praise Fac - try In - ves - ti - ga - tors, Dig - ging deep down for

24 Cm⁶ Cm(#5) Cm Cm(#5) Cm⁶ Cm(#5) Cm

truths in God's Word, That's P F I, Praise Fac - try In - ves ti - ga - tors, Dig - ging deep down for

28 G⁷ Cm B^b Cm Gm

truths in God's Word. Deep, down, dig - gin' down, Let's go dig - gin' down,

32 Cm B^b Cm G⁷

Deep, deep, dig - gin' down, 'Til an - swers to all our Big

36 Cm Cm(#5) Cm6 Cm(#5) Cm Cm(#5) 3

Ques-tions we've found...

40 Cm6 Cm(#5) Cm Cm(#5) Cm6 Cm(#5) Cm Cm(#5)

We're P F I, Praise Fac - try In-ves ti-ga-tors, Dig-ging deep down for

44 Cm6 Cm(#5) Cm Cm(#5)

truths in God's Word, That's P F I, Praise Fac -

46 Cm6 Cm(#5) Cm ritard G7 Cm

- try In-ves ti-ga-tors, Dig-ging deep down for truths in God's Word.

WoGoLOA Rules Chant

Kids! This is our rules song. It reminds us of things we can do that help us all to worship God and love one another during our time together in Praise Factory!

C **F** **C**
 * sung by Groups A & B

Wo-Go-LO - A means wor-ship God and love one a - noth - er._____ Wo-Go-LO - A means

6 **F** **C** **G** **C** * spoken (not sung) back and forth between Groups A & B

wor-ship God and love one a - noth - er._____ Wo-Go means, "Wor-ship God!" Sound off...

12

1 - 2 - 3! Joy-ful - ly...take part! Lis- ten... to oth - ers!___ O- bey...your tea- chers!

19 **C** **F** **C**
 * sung by Groups A & B

Wo-Go-LO - A means wor-ship God and love one a - noth - er._____ Wo-Go-LO - A means

24 **F** **C** **G** **C** * spoken (not sung) back and forth between Groups A & B

wor-ship God and love one a - noth - er._____ LO-A means, "Love one a noth er" Sound off!

30

1 - 2 - 3! Be... kind! Be en... cour-ag - ing! Help... oth - ers!

37 **C** **F** **C**
 * sung by Groups A & B

Wo - Go-LO - A means wor - ship God and love one a - noth - er._____

41 **F** **C** **G** **C**

Wo - Go-LO - A means wor - ship God and love one a - noth - er._____

Big Q & A 12 Song

PFI NIV Songs 12, Track 3

C F C G⁷ C G C

How should God's peo - ple live each day? They should live like Je - sus!

5 G⁷ C G C G⁷ C G

How should God's peo - ple live each day? How should God's peo - ple live each day?

9 C F C G⁷ Am F G C

How should God's peo - ple live each day? They should live like Je - sus!

Words: Constance Dever Music: Adapted Nursery Rhyme ©2012

Ephesians 5:2 Live a Life of Love

PFI NIV Songs 12, Track 5

Big Question 12 Bible Verse

C G G⁷

Live a life of love just as Christ loved you. Live a life of love just

4 C C F G

as Christ loved you. Live a life of love, live a life of

10 C G F G C G C

love, live a life of love just as Christ loved you. E-phe-sians Five, two. O - le!

Words: adapted from Ephesians 5:2 NIV 1984 Music: Constance Dever ©2012

Big Question 12 Song

PFI NIV Songs 12, Track 4

C^o

How should God's peo ple live?

5 Fm C^o

How should God's peo ple live?

9 Fm C^o

How should God's peo ple live?

13 G⁷ C^o

They should live like Je - sus, 2.God's

17 C^o Cm G⁷ Cm Fm G⁷ C^o

1.Je - sus loved God, most of all, He loved all peo - ple, too, in
peo - ple should love God most of all, they should love oth - ers, too, And

21 Cm G⁷ Cm B^b G⁷ 1. Cm

all He did and said and thought, He loved them thru and thru.
God, the Ho ly Spi - ir - it, will help them in all they do.

25 2. C^o 3

How should God's peo ple live?

29 Fm C^o 3



How should God's peo ple live?

33 Fm 3

How should God's peo ple live?

36 C^o G⁷

live? They should live like Je - sus,



The Church's One Foundation

Verse 1

The Church's one foundation
Is Jesus Christ her Lord;
She is His new creation,
By Spirit and the Word;
From heav'n He came and sought her
To be His holy bride,
With His own blood He bought her,
And for her life He died.

about this hymn:

Words: Samuel J. Stone Music: Samuel S. Wesley

Long ago, a man named Samuel J. Stone was thinking about this Bible truth, too. He wrote the words a hymn called "The Church's One Foundation." We're going to learn a verse from it.

Church is the Bible word for all of God's people. Jesus Christ is the Church's foundation because He is the only one who could save His people. Without Him, no one could ever be forgiven their sins and come to know God. He bought all of God's people by paying for their sins with His own blood when He died on the cross. The Holy Spirit works in each of God's people, helping them turn from their sins and trust in Jesus as their Savior when they hear God's Word.. He gives them a new heart that knows and loves God and want to serve Him. One day the whole Church will be together with Jesus. The Church will be like His bride whom He loves and delights in forever. And how the Church will love Jesus! Like a bride loves her new husband, but far, far more!

The Church's One Foundation, v.1

PFI NIV Songs 12, Track 6



Church's
Thumb side of right "C" hand is brought down on back of left downturned hand several times.



Jesus
Middle, bent finger of right "5" hand touches middle of left open palm, palms facing each other. Then middle, bent finger of left "5" hand touches middle of right open palm, palms facing each other.



Creation
Both "5" hands, palms side down, are held in front of the body then spread outward and slightly up.



Spirit
Right "H" hand, palm facing left, slides from heel to fingertips of left flat hand, palm up. Then touch the thumbs and index fingers of both "T" hands to each other, right hand above left, palms facing each other. Draw hands apart in an upward motion.



Came
Move right pointer finger in a slight arc towards self.



Bride
Place right fist on top of left fist in front of chest, knuckles facing out. (Simulating holding a bouquet)



Blood
Left "5" hand is placed on chest, palm facing in. Right "5" hand is placed on top of left hand. Wiggle fingers of right hand as you lower it, making the motion of trickling blood.



Life
Upturned thumbs of "A" hands move upward in front of chest in unison.



Died
Hold both flat hands in front of body with fingertips pointing forward, right flat hand palm up and left flat hand palm down. Flip both over towards the left until the right palm is face down and the left palm is face up.

We Who Reflect the Lord's Glory

We who reflect the Lord's glory,
Are being transformed into His likeness,
Which comes from the Lord,
With ever-increasing glory,
Which comes from the Lord,
The Lord who's the Spirit,
Who is the Spirit,
Who is the Spirit.
Second Corinthians Three, eighteen.

about this Bible verse:

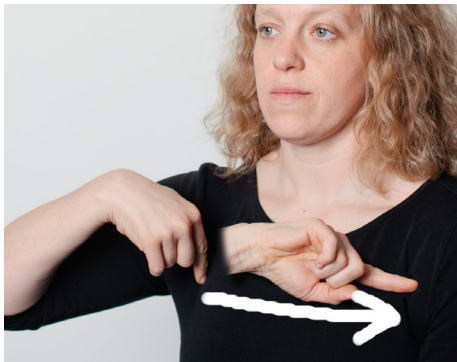
Words: adapted from 2 Corinthians 3:18 NIV 1984 Music: Constance Dever ©2011

Sometimes when Moses finished meeting with the LORD, he would actually shine with God's glory! Moses would put on a veil to cover up God's glory when he was with the people. He didn't want them to watch it fade away.


Moses' face may have sometimes shown with God's glory for a little while, but God's people have His Holy Spirit inside them all the time. God doesn't want them to hide His glory--they are not to veil His work in their lives, but show it to all. The Holy Spirit works inside them and transform them. He helps them to love God and live holy lives that reflect Him. One day, when God's people go to live with Him in heaven, they will all shine with the glory of His presence. And that's a glory that will never, ever fade!

We Who Reflect the Lord's Glory: 2 Corinthians 3:18

PFI NIV Songs 12, Track 7



We
Right index finger touches right shoulder, then moves left touch left shoulder.




Reflect
Extended right index finger is placed in palm of left flat hand, which faces right or forward. Right index finger swings around and faces forward, hand pivoting from the wrist.



Lord, Lord's
Both "X" hands, held near sides with palms facing up, move upward and outward in circles simultaneously.



Glory
Middle finger of right hand touches upturned left flat hand, then is wiggled back and forth as it is raised up.



Transformed
Right "C" hand starts palm facing up and left "C" hand starts palm facing down. Both are twisted to reverse positions simultaneously.



His
Push the right flat hand forward, palm facing forward and fingers pointing up, towards person referring to, if possible.



Likeness
Hold "A" hands about a foot apart. Hands move down simultaneously in a wavy motion as if sculpting the form of something.



Comes
Knuckle of right "X" index finger, pointing left, touches back of upturned index finger of left "D" hand. Then bring right index finger towards body in a slight curve.



Spirit
Right "H" hand, palm facing left, slides from heel to fingertips of left flat hand, palm up. Then touch the thumbs and index fingers of both "T" hands to each other, right hand above left, palms facing each other. Draw hands apart in an upward motion.

The Church's One Foundation, v.1

B♭ E♭ B♭ F⁷ Cm⁷ B♭ F⁷ B♭ F⁷ B♭ E♭dim⁷ E♭

1.The Church's one foun - da - tion Is Je - sus Christ her Lord; She is His new cre - a - tion, By
 2.E - lect from ev - 'ry na - tion, Yet one o'er all the earth, Her char - ter of sal - va - tion, One

7 E♭M⁷ F B♭ E^o F B♭ F⁷ B♭ E♭ B♭ Gm

Spir - it and the Word: From heav'n He came and sought her To be His ho - ly
 Lord, one faith, one birth; One ho - ly name she bless - es, Par - takes on ho - ly

12 Cm B♭ E♭ B♭ E♭M Cm Cm⁷ F^{sus}⁴ B♭

bride, With His own blood He bought her, And for her life He died.
 food, And to one hope she press - es, With ev - 'ry grace en - dued.

Words: Samuel J. Stone Music: Samuel S. Wesley

We Who Reflect the Lord's Glory

The musical score is written in 4/4 time with a key signature of one flat (Bb). It consists of five staves of music. The lyrics are: "We, who re-lect the Lord's glo - ry, are be - ing trans - formed, in - to His like - ness with glo - ry, which comes from the Lord. with ev - er - in - creas - ing glo - ry, which come from the Lord, The Lord, who's the Spir - it, who is the Spir - it, who is the Spir - it. Se - cond Cor - in - thi - ans Three, eigh - teen." Chord symbols are placed above the notes: F, Bb, F, Bb, F, C, Bb, F, Bb, F, C, F, C, Bb, F.

Words: adapted from 2 Corinthians 3:18 NIV 1984 Music: Constance Dever ©2012

When I Survey the Wondrous Cross

Verse 4

Were the whole realm of nature mine,
That were a present far too small;
Love so amazing, so divine,
Demands my soul, my life, my all.

about this hymn:

Words: Isaac Watts Music: Lowell Mason

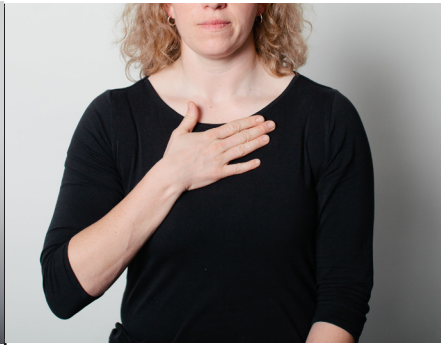
Long ago, a man named Isaac Watts was thinking about this Bible truth, too. He wrote the words a hymn called "When I Survey the Wondrous Cross" We're going to learn a verse from it.

God's people want to love God most of all. They want everything that they are and they have to be a gift of love back to Him. Even if the whole realm of nature--that is, the whole world--was theirs to have and to give, it would be too small a gift of love to give back to Him for all He has done for them. He loved them while they were still sinners. He loved them enough to send His own dear Son to suffer and die for their sins. Nothing less than their soul, their life, their all, is a big enough present to offer back to Him in thanks!



Whole, All

Left flat hand rests on back of right flat hand. Right flat hand is then brought up and around left hand and pivots so that back of right hand rests in left palm.



Mine, My

Right "5" hand is placed on chest.




Present

Both modified "Z" hands are held at chest, then brought down and forward, as if giving something to someone.



Small

Right bent hand is held above left flat hand. It is brought down close to left hand, without touching a few times.



Love

Fists are crossed on chest, palms facing body.



Divine

Right "H" hand, palm facing left, slides from heel to fingertips of left flat hand, palm up, changing into a flat hand as it moves down left palm.



Demands

Bent right index finger is thrust into left flat palm, which is facing right. In this position, pull both hands towards body.



Soul

Touch the thumbs and index fingers of both "T" hands to each other, right hand above left, palms facing each other. Draw hands apart in an upward motion.



Life

Upturned thumbs of "A" hands move upward in front of chest in unison.

Hear, O Hear

Hear, O hear, O Israel,

Hear, O hear, O Israel,

The LORD your God, the LORD is one.

Love the LORD our God with all your heart,

Love the LORD our God with all your soul,

Love the LORD our God with all your strength.

Deuteronomy Six, verses four through five.

about this Bible verse:

Words adapted from Deuteronomy 6:4-5 Constance Dever © 2011


These verses tell us that the LORD is one--He's the one, true God. Moses first spoke these words to the people of Israel, but they are true for all who want to be God's people. He wants His people to love Him with their heart, soul and strength--that means all of themselves.

Hear, O Hear: Deuteronomy 6:4-5

PFI NIV Songs 12, Track 9



Hear
Cupped right hand is placed behind right ear.




Israel
Pinky of right "I" hand touches the right then left side of the chin.



LORD
Both "X" hands, held near sides with palms facing up, move upward and outward in circles simultaneously.



God
Right open hand, palm facing left, is held up above head level then brought down and back in a slight arc, ending with a "B" hand at the upper chest level.



Love
Fists are crossed on chest, palms facing body.



All
Left flat hand rests on back of right flat hand. Right flat hand is then brought up and around left hand and pivots so that back of right hand rests in left palm.



Heart
Middle fingers are used to traced out the shape of a heart on upper left chest.



Soul
Touch the thumbs and index fingers of both "T" hands to each other, right hand above left, palms facing each other. Draw hands apart in an upward motion.



Strength
Both "S" hands, palms facing body, are thrust forward and up in unison.

When I Survey the Wondrous Cross, v.4

D A D Em D A D G D D

1. When I sur - vey the_ won - drous cross, On which the Prince of_ glo - ry_
 4. Were the whole realm of_ na - ture_ mine, That were a pres - ent_ far too_

8 A D A D Em D A D

died, My rich - est gain I_ count but_ loss,
 small: Love so a - maz - ing, so di - vine,

13 A Bm Em7 A¹³ A⁷ D

And pour con - tempt on all my_ pride.
 De - mands my soul, my life, my_ all.

Words: Issac Watts Music: Lowell Mason

Hear, O Hear

Gm Cm7 Gm D Gm D7 Gm
Hear, O hear, O Is - ra - el, Hear, O hear, O Is - ra - el, The LORD our God, the LORD is one,

7 Gm D Gm D Gm
Love the LORD our God with all your heart, Love the LORD your God with all your soul,

11 D Gm D Gm
Love the LORD our God with all your strength. Deu-ter - on - o - my Six, ver-ses four thru' five.

Words: adapted from Deuteronomy 6:4-5 NIV 1984 Music: Constance Dever ©2012

Blest Be the Tie

Verse 1

Blest be the tie that binds,
Our hearts in Christian love;
The fellowship of kindred minds,
is like to that above.

Refrain:

Blest be the tie, Blest be the tie,
Blest be the tie that binds,
Blest be the tie, Blest be the tie,
Blest be the tie that binds.

Verse 2

Before our Father's throne,
we pour our ardent pray'rs;
Our fears, our hopes,
our aims are one,
Our comforts and our cares. *Refrain*

Verse 3

We share our mutual woes,
Our mutual burdens bear;
And often for each other flows,
The sympathizing tear. *Refrain*

Verse 4

When we asunder part,
It gives us inward pain;
But we shall still be
joined in heart,
And hope to meet again. *Refrain*

about this hymn:

Words: Isaac Watts Music: Lowell Mason

Long ago, a man named John Fawcett was thinking about this Bible truth, too. He wrote the words a hymn called "Blest Be the Tie that Binds." We're going to learn it.


Just like a tie (string) tied around a bundle of things hold them together, there is a special fellowship that binds God's people together. They know who God is and love Him. They love sharing about Him together. In their hearts they each have His Spirit at work, helping them to love Him and each other more. God's people are to love everyone, but they have a special love for each other, since they are like brothers and sisters in God's family. They show this love by praying for each other, listening and caring about each others problems, and looking forward to meeting together again when they part This is a fellowship of love and each other that holds them together as part of God's family here on earth. It is a little taste of the perfect fellowship and love they will know up above in heaven one day.

Blest Be the Tie, v.1 and refrain

PFI NIV Songs 12, Track 10



Blest
Place thumbs of both "A" hands at lips. Change hands into flat hands, palms down, as you extend them down and forward.




Tie, Binds
Link index fingers and thumbs of both hands, with rest of fingers extended. Move both hands back and forth a few times.



Hearts
Middle fingers are used to traced out the shape of a heart on upper left chest.



Christian
Right "C" hand is placed at right shoulder then moved down across chest, ending at right hip.



Love
Fists are crossed on chest, palms facing body.



Fellowship
Right "A" thumb makes a counter clockwise circle around left "A" thumb. Right thumb pointed down, left thumb pointed up.



Minds
Right index finger taps forehead a few times.



Like
Hold index fingers together, pointing forward and slightly to the right. Bring them apart a few inches as they pivot towards the left, then bring them back together to touch again as they point out and slightly to the left.



Above
Make a counterclockwise circle with right flat palm over left flat hand.

Blest Be the Tie, v.2 and refrain

PFI NIV Songs 12, Track 10



Father's

Tap thumb of right "5" hand on forehead a few times.



Prayers

Hold flat hands together in pray position. If desired, can bow head, too.



Fears

Move hands, fingers together, across chest inward at the same time, opening hands as you move inward.



Aims

Left "D" hand, palm facing right, is held in front and slightly higher than right "D" hand, palm facing left. With right "D" hand, make two circular pointing motions towards left index finger.



One

Index finger of right "D" hand first touches forehead (palm facing back), then both index fingers of "D" hands are held next to each other at chest height, pointing forward.



Comfort

Rub right curved hand over back of left curved hand. Then rub left curved hand over back of right curved hand.




Cares

Touch mouth with index finger of right W hand a couple times (sign for water); Then move both hands horizontally, with fingers & thumb spread apart. Move hands downwards as you wiggle your fingers in short stages.



Blest

Place thumbs of both "A" hands at lips. Change hands into flat hands, palms down, as you extend them down and forward.



Tie, Binds

Link index fingers and thumbs of both hands, with rest of fingers extended. Move both hands back and forth a few times.

Blest Be the Tie, v.3 and refrain

PFI NIV Songs 12, Track 10



Share

Pinky edge of open right hand slides across middle of palm of upturned left hand towards body.



Mutual

Right "A" thumb makes a counter clockwise circle around left "A" thumb. Right thumb pointed down, left thumb pointed up.



Burdens

Place fingertips of both hands on right shoulder, bearing down.



Often

Fingertips of right hand are placed in left palm several times.



Flow

"5" hands, palms down and fingers pointed forward, are moved forward in unison as fingers are wiggled.




Sympathizing

Both "5" hands, palms facing forward and middle fingers bent forward, make a downward stroke several times.




Tear

Both index fingers of "D" hands move down cheeks a few times.



Blest

Place thumbs of both "A" hands at lips. Change hands into flat hands, palms down, as you extend them down and forward




Tie, Binds

Link index fingers and thumbs of both hands, with rest of fingers extended. Move both hands back and forth a few times.

Blest Be the Tie, v.4 and refrain

PFI NIV Songs 12, Track 10




Asunder

Both "A" hands touch in front of body at the knuckles, then are thrust apart.



Inward

Right "and" hand, fingers pointing down, are moved down and inserted into left "C" hand.



Joined

Link index fingers and thumbs of both hands, with rest of fingers extended. Move both hands back and forth a few times.



Heart

Middle fingers are used to traced out the shape of a heart on upper left chest.



Hope

Hold both flat hands, palms facing each other, in front of head. Bend them up and down a few times.



Meet

Right "A" thumb makes a counter clockwise circle around left "A" thumb. Right thumb pointed down, left thumb pointed up.




Again

Hold left hand, in "5" position palm facing right, in front of chest. Fingers of right hand are brought up and into the left palm in an arc movement.



Blest

Place thumbs of both "A" hands at lips. Change hands into flat hands, palms down, as you extend them down and forward.



Tie, Binds

Link index fingers and thumbs of both hands, with rest of fingers extended. Move both hands back and forth a few times.

Love Is Patient

Love is patient, love is kind,
Love doesn't envy, It does not boast,
Love does not delight in evil,
but rejoices with the truth.
Love keeps no record of wrongs,
It is not easily angered,
It always protects, it always trusts and hopes,
It always perseveres.
Love never fails, love never fails,
love never fails, love never fails!
First Corinthians Thirteen, four through eight.


about this Bible verse:

Words adapted from 1 Corinthians 13:4-8 Constance Dever © 2011

These verses tell us how God wants His people to love others. This is how He has treated them through Jesus. He wants them to be like Him and go and love others this way, too. God's Holy Spirit helps them love in these ways. He helps them love even when it is very hard.

Love Is Patient: 1 Corinthians 13:4-8

PFI NIV Songs 12, Track 11



Love
Fists are crossed on chest, palms facing body.



Kind
Right flat hand, palm facing body, starts over heart, then circles around the left flat hand, also palm facing body, which is held a short distance from chest.



Envy
Tip of pinky finger of "I" hand, palm facing left, touches right side of mouth, then wrist pivots in and up until palm faces face. Repeat this motion back and forth a couple times.



Delights
Both flat hands are moved in a forward circular motion with palms brushing chest on the inward portion of the circle.



Truth
Place the right index finger, palm facing left, on lower lip. Move the finger up and then out, making an arc.



Wrongs
Both "X" hands, held near sides with palms facing up, move upward and outward in circles simultaneously.



Trusts
Right index finger is crossed over the top of the left index finger, palms facing down. Both hands are moved down a short distance.



Perseveres
Tip of right "A" hand is placed behind left "A" hand, knuckles facing forward. Move both hands forward in unison.



Fails
Left flat hand rests on back of right flat hand. Right flat hand is then brought up and around left hand and pivots so that back of right hand rests in left palm.

Blest Be the Tie, verses 1-4

E♭ A♭ E♭ B♭ E♭ A♭ E♭ B♭ E♭ A♭ B♭ E♭

1. Blest be the tie that binds, our hearts in Chris-tian love, the fel - low ship of
 2. Be - fore our Fa ther's throne, we pour our ar - dent prayers; our fears, our hopes, our
 3. We share our mu - tual woes, our mu - tual bur - dens bear, and of - ten for each
 4. From sor - row, sin and pain, one day, we shall be free; and per - fect love and

6 E♭ B♭ Cm A♭ E♭ B♭ E♭ A♭ B♭ E♭ B♭ Cm

kin - dred minds, is like to that a - bove. Blest be the tie, blest be the tie, Blest
 aims are one, our com-forts and our cares.
 oth - er flows, the sym - pa - the - tic tear.
 friend-ship reign, through all e - ter - ni - ty.

11 A♭ E♭ B♭ E♭ A♭ B♭ E♭ B♭ Cm A♭ E♭ B♭ E♭

be the tie that binds, Blest be the tie, blest be the tie, Blest be the tie that binds.

Words: John Fawcett Music: Constance Dever ©2015

Love Is Patient

B \flat Eb F B \flat Eb F B \flat

Love is pa - tient, love is kind, it does not en - vy, it does not boast, Love does not de - light in

6 Eb Gm B \flat F B \flat Eb F B \flat

e - vil, but re - joic - es with the truth. Love keeps no re - cord of wrongs, it is not eas - i - ly

12 Eb F B \flat Dm Eb F Gm B \flat Eb F B \flat

an - gered, it al - ways pro - tects, it trusts and hopes, it al - ways per - se - veres.

17 Eb F 7 B \flat Eb

Love ne - ver fails. Love ne - ver fails, love ne - ver fails.

23 Cm F 7 B \flat Eb F B \flat F B \flat

Love ne - ver fails! First Co - rin - thi - ans Thir - teen, four thru' eight.

Words: adapted from 1 Corinthians 13:4-8 NIV 1984 Music: Constance Dever ©2012

Trust and Obey

Verse 2

The Church's one foundation
Is Jesus Christ her Lord;
She is His new creation,
By Spirit and the Word:
From heav'n He came and sought her
To be His holy bride,
With His own blood He bought her,
And for her life He died.

about this hymn:

Words: Samuel J. Stone Music: Samuel S. Wesley

Long ago, a man named Daniel B. Towner was thinking about this Bible truth, too. He wrote the words a hymn called "Trust and Obey." We're going to learn a verse from it.

This song is about how we can trust God all the time, even when very hard things happen that we don't understand. It reminds us that those who trust in Jesus can be happy, even in times when it's hard to understand, because God is that good. He will always bless His people--those who turn from their sins and trust in Jesus as their Savior! They can count on that. They can just go ahead and obey Him. They can trust that it will all turn out for our good and His glory. We can be happy in Jesus, trusting and obeying Him, when we turn from our sins and trust in Jesus, too.

Trust and Obey, v.2

PFI NIV Songs 12, Track 12



Burden
Place fingertips of both hands on right shoulder, bearing down.

Sorrow, Grief
"5" hands, slightly curved are held in front of the face then simultaneously moved down until the fingertips are level with the mouth, as mouth makes a sad expression.

Toil
Right "S" hand, palm facing down, hits back of left "S" hand, palm facing down, several times.



Repay
Both "F" hands are held at side, fingers pointing forward. They alternate moving up and down a few times.

Frown
Right index finger points to frowning mouth.

Trust
Right index finger is crossed over the top of the left index finger, palms facing down. Both hands are moved down a short distance.



Obey
Hold both "A" hands at head,, palms facing in. Then bring both hands forward, ending with them in the flat-hand position, palms facing up.

Happy
Both flat hands are moved in a forward circular motion with palms brushing chest on the inward portion of the circle.

Jesus
Middle, bent finger of right "5" hand touches middle of left open palm, palms facing each other. Then middle, bent finger of left "5" hand touches middle of right open palm, palms facing each other.

Walk by Faith

Verse 1

He doesn't lead me year by year,
Nor even day by day,
But step by step my path unfolds,
My Lord directs my way.
Tomorrow's plans I do not know,
I only know this minute,
But He will say, "This is the way,
By faith, now walk in it."

Refrain

Walk by faith, not by sight,
Trust in His wisdom and might,
To you each day, He'll show the way,
By faith, now walk in it!

Verse 2

And I'm so glad that it is so;
Today's enough to bear,
And when tomorrow comes,
his grace shall far exceed its care.
What need to worry or to fret?
That God, who gave His Son,
Holds all my moments in His hand,
And gives them one by one. *Refrain*

about this song:

Words: Unknown and Constance Dever Music: Constance Dever ©2015

God's people need to trust Him every day. They need Him to show them what He wants them to do with their lives. They need Him to help them live for Him and to take care of them. Sometimes, it is easy to know what God wants and how He will help or take care of them, but many times it is hard. No matter if it is easy or hard, God's people know they can trust Him to give them everything they need to live for Him. They walk by faith--trusting in Him and His good promises--rather than by what they can see. They are confident in His love for them!

Walk by Faith

PFI NIV Songs 12, Track 13



Lead


Right hand grasps fingers of left flat hand and leads it forward a short distance.

Year

Right "S" hand moves in a complete, forward circle around left "S" hand.

Day

Left arm, palm down, faces right with index finger extended and touching elbow of right arm, which points up with index finger extended up. Right arm is then pivoted down in an arc until it rests just above left elbow.



Step

Right flat hand is placed in front of left flat hand, both palms facing down. Hands alternate move back and forth.

Path, Way

Flat hands, palms facing each other, move forward and progressively closer.

Lord

Thumb of right "L" hand, palm facing left, touches left shoulder, then is brought down to touch right hip.



Directs

Both flat hands are held on each side of face, palms facing each other, then moved forward simultaneously.

Tomorrow


Right "A" hand touches right chin, then is brought forward in a slight arc.

Know

Pat forehead with right fingers several times.

Walk by Faith


PFI NIV Songs 12, Track 13



Say
 Right index finger touches mouth then makes a small forward circle as it moves to point outward.

Walk
 Right flat hand is placed in front of left flat hand, both palms facing down. Hands alternate move back and forth.

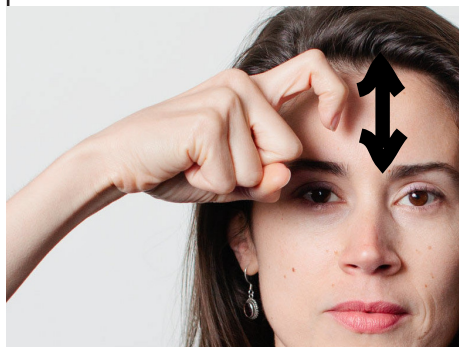
Faith
 Right index finger touches forehead. Then, right "F" hand, palm facing in, hits left "F" hand, palm facing in, in a down-up-down motion, ending with right thumb- index finger resting on left thumb-index finger.



Not
 Right "A" thumb is placed under chin, palm facing left, then moved forward in an arc and pivoted until knuckles face forward.

Sight
 Index and middle finger of right "V" hand, palm facing in, are placed near eyes then moved forward.

Trust
 Right index finger is crossed over the top of the left index finger, palms facing down. Both hands are moved down a short distance.




Wisdom
 Bent finger of right "X" hand is moved up and down several times. Make movement from the wrist.

Might
 Both "S" hands, palms facing body, are thrust forward and up in unison.

Day
 Left arm, palm down, faces right with index finger extended and touching elbow of right arm, which points up with index finger extended up. Right arm is then pivoted down in an arc until it rests just above left elbow.

Walk by Faith

PFI NIV Songs 12, Track 13



Glad
Both flat hands are moved in a forward circular motion with palms brushing chest on the inward portion of the circle.

Today
Lower both "Y" hands in front of chest. Left arm, palm down, faces right with index finger extended and touching elbow of right arm, which points up with index finger extended up. Right arm is then pivoted down in an arc until it rests just above left elbow.

Bear
Place fingertips of both hands on right shoulder, bearing down.



Grace
Begin with fingertips of right hand touching, palm facing forward. Twist wrist around, bringing hand down and palm facing body, while at the same time opening up the fingers and flattening the hand

Care, Worry, Fret
Touch mouth with index finger of right W hand a couple times (sign for water); Then move both hands horizontally, with fingers & thumb spread apart.. Move hands downwards as you wiggle your fingers in short stages.

Gave, Gives
Both modified "Z" hands are held at chest, then brought down and forward, as if giving something to someone.



Moment
Palm of right "D" hand rests on index finger of left "D" hand. Right index finger is pivoted forward from the wrist.

Hands
Hold up right hand, palm facing out, fingers pointing up.

One
Hold up right index, palm facing forward.

Trust in the LORD

Trust in the LORD with all your heart,
And lean not on your own understanding.
In all your ways acknowledge Him,
And He will make your paths straight.
Trust in the LORD with all your heart,
Trust in the LORD with all your heart,
Trust in the LORD with all your heart.
Trust in the LORD with all your heart.
Proverbs Three, verses five and six.

about this Bible verse:

Words: adapted from Proverbs 3:5-6 ESV Music: Constance Dever ©2011

These verses remind us that we can always trust the LORD and His good plans, even when we don't understand what He is doing. He wants us not to depend on ourselves and what we see, but on Him, His Word and His good plans. And when we do, we can know that He will show us what He wants us to do, every day of our lives.

Trust in the LORD: Proverbs 3:5,6

PFI NIV Songs 12, Track 14



Trust

Right index finger is crossed over the top of the left index finger, palms facing down. Both hands are moved down a short distance.



LORD

Thumb of right "L" hand, palm facing left, touches left shoulder, then is brought down to touch right hip.



All

Left flat hand rests on back of right flat hand. Right flat hand is then brought up and around left hand and pivots so that back of right hand rests in left palm.



Heart

Left "D" hand, palm facing right, is held in front and slightly higher than right "D" hand, palm facing left. With right "D" hand, make two circular pointing motions towards left index finger.



Lean

Right index finger is crossed over the top of the left index finger, palms facing down. Both hands are moved down a short distance.



Understanding

Right "S" hand is placed on forehead, palm facing in. Right index finger extends up, making a "D" hand.



Acknowledge

Pat forehead with right fingers several times.



Make Straight

Right arm is held with fingers pointing up and palm facing left in front of face, then moved in a down and forward arc.



Paths

Flat hands, palms facing each other, move forward and progressively closer.

May the God of Hope

May the God of hope
fill you with all joy and peace.
As you trust in Him, As you trust in Him.
May the God of hope
fill you with all joy and peace.
As you trust in Him.
That you may overflow with hope,
That you may overflow with hope,
By the power of the Holy Spirit,
By the power of the Holy Spirit. (repeat)
Romans Fifteen, thirteen.

about this Bible verse:

Words: adapted from Romans 15:13 NIV 1984 Music: Constance Dever ©2011

God is the God of hope. That means that even when things look impossibly hard, God still is able to whatever it is He wants to do. God's people never need to lose hope, no matter how bad things look. This is the same God who raised Jesus from the dead! This is the same God who fills them with His Holy Spirit! He has saved them from their sins! He comes to live inside them to work powerfully. God's people can have peace and joy as they trust in God. They know He is able to accomplish all of His good and perfect will... even in their lives!

May the God of Hope, Romans 15:13, NIV 1984

PFI NIV Songs 12, Track 15



God
Right open hand, palm facing left, is held up above head level then brought down and back in a slight arc, ending with a "B" hand at the upper chest level.

Hope
Hold both flat hands, palms facing each other, in front of head. Bend them up and down a few times.

Fill
Right open hand, fingers pointing forward, palm facing down, brushes over index finger side of left "S" hand.



Joy
Both flat hands are moved in a forward circular motion with palms brushing chest on the inward portion of the circle.

Peace
Place right flat hand on the left flat hand at chest level, then reverse, putting the left on the right. Then move both flat hands down and out to each side.

Trust
Right index finger is crossed over the top of the left index finger, palms facing down. Both hands are moved down a short distance.



Overflow
Right "A" hand is held above left "S" hand on chest, palms facing body. Both hands move forward and down in an arc, ending with open hands, palms facing up and fingers facing each other.

Power
Both "S" hands, palms facing body, are thrust forward and up in unison.

Holy Spirit
Right "H" hand, palm facing left, slides from heel to fingertips of left flat hand, palm up. Then touch the thumbs and index fingers of both "T" hands to each other, right hand above left, palms facing each other. Draw hands apart in an upward motion.

Trust and Obey, v.2

C G⁷ C G G⁷ C F C G C

1. When we walk with the Lord In the light of His Word, What a glo-ry He sheds on our way! While we
 2. Not a bur-den we bear, Not a sor-row we share, But our toil He doth rich-ly re-pay; Not a

8 G⁷ C G G⁷ C F C G⁷ C G

do His good will; He a-bides with us still, And with all who will trust and o-bey. Trust and o-
 grief or a loss, Not a frown or a cross, But is blest if we trust and o-bey.

16 C C⁷ A Dm G⁷ C G⁷ C

bey, for there's no oth-er way, To be hap-py in Je-sus, But to trust and o-bey.

Words: Daniel B. Towner Music: John H. Sammis

Walk by Faith

G D A D

1.He does not lead me year by year, Nor e - ven day by day, But step by
 2.And I'm so glad that it is so; To - day's e - nough to bear, And when to -

3 G A A D A D

step my path un - folds, My Lord di - rects my way. To - mor-row's plans I do not know, I on - ly
 morrow comes, His grace shall far ex - ceed its care. What need to wor-ry or to fret? That God, who

6 A D A G 1. A D

know this min - ute, But He will say, "This is the way, By faith, now walk in it."
 gave His Son, — Holds all my mo - ments in His hand, And gives them

9 A D A D A D

Walk by faith, not by sight, Trust in His wis - dom and might, To you each

12 A G A D A D 2. A D

day, He'll show the way, By faith, now walk in it. — 2.And I'm so one by one.

16 A D A D A D

Walk by faith, not by sight, Trust in His wis - dom and might, To you each

19 A G A D

day, He'll show the way, By faith, now walk in it, to you each

21 A D A D

day, He'll show the way, By faith, now walk in it.

Trust in the Lord

F B^b C F F

Trust in the LORD with all your heart, and lean not on your own un-der stand-ing.

5 F B^b C F

In all your ways ac-know-ledge Him, and He will make your paths straight.

10 B^b F C B^b F C F

Trust in the LORD with all your heart! Trust in the LORD with all your heart!

15 F C B^b F

Trust in the LORD with all your heart! Trust in the LORD with

18 C F B^b F

all your heart! Pro - verbs Three, ver - ses five and six.

Words: Proverbs 3:5-6 NIV 1984 Music: Constance Dever ©2012

May the God of Hope

F Gm Am Bb F

May the God of hope fill you with all joy_ and peace_ as you trust in Him,___ as you

4 F C F Gm Am Bb F C F

trust in Him,___ May the God of hope fill you with joy_ and peace_ as you trust in Him. That

9 Dm C Dm C

you may ov-ver-flow with hope, That you may ov-ver-flow with hope, by the

13 Dm Bb F Dm Bb C 1.

pow-er of the Ho-ly Spi-rit, by the pow-er of the Ho-ly Spi-rit. May the

18 2. F Gm Am Bb F

May the God of hope fill you with all joy_ and peace_ as you trust in Him,___ as you

22 F C F Gm Am Bb F

trust in Him,___ May the God of hope fill you with all joy_ and peace_ as you trust in Him,___ as you

26 F C F Gm Am Bb

trust in Him,___ May the God of hope fill you with joy_ and peace_ as you

29 F C F

trust in Him. Ro-mans Fif-teen, thir - teen.

Words: Romans 15:13 NIV 1984 Music: Constance Dever ©2015

Be Thou My Vision

Verse 2

Be Thou my Wisdom,
And Thou my true Word;
I ever with Thee
And Thou with me, Lord;
Thou my great Father,
I Thy true son;
Thou in me dwelling,
And I with Thee one.

about this hymn:

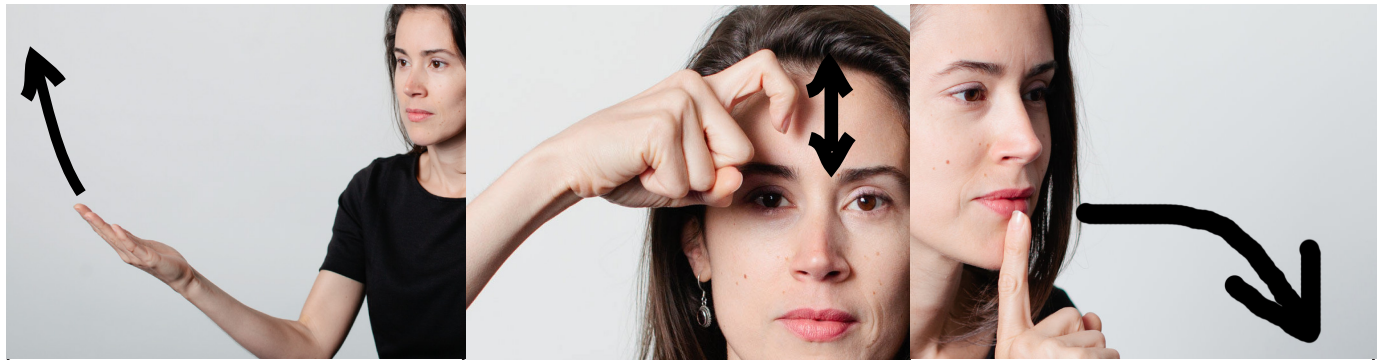
Words: Ancient Irish; tr. Mary E. Byrne Music: Traditional Irish Melody; harm. David Evans

Long ago, a woman named Mary Byrne was thinking about this Bible truth, too. She wrote the words a hymn called "Be Thou My Vision." We're going to learn a verse from it.

God's people want God to be their Wisdom, that they would know how to use their lives to please Him. They want Him to be their true Word, that they might believe His Word and obey all it tells them about how to use the good gifts He's given them. They want His Holy Spirit to be dwelling in them so that even in their hearts they might have the wonderful fellowship with God He created them to have. They want Him to ever be with them, so that everything in their lives, from the thoughts of their hearts to their words and their actions, please Him and might be used as He wants them to be used. This is how they can be good stewards of all the gifts God has given them.

Be Thou My Vision, v.2


PFI NIV Songs 12, Track 16



Thou
Right open hand moves up a short ways from shoulder height.

Wisdom
Bent finger of right "X" hand is moved up and down several times. Make movement from the wrist.

True
Place the right index finger, palm facing left, on lower lip. Move the finger up and then out, making an arc.



Thee
Right open hand moves up a short ways from shoulder height.

Me
Point to self with right index finger.

Lord
Thumb of right "L" hand, palm facing left, touches left shoulder, then is brought down to touch right hip.



Father
Tap thumb of right "5" hand on forehead a few times.

Dwelling
Upturned thumbs of "A" hands move upward in front of chest in unison.

One
Hold up right index, palm facing forward.

Each of Us Should Use

Each of us should use whatever gift,
Gift he has received, to serve others.
Faithfully administering God's grace,
In its various forms.
First Peter Four, ten and eleven.

about this Bible verse:

Words adapted from 1 Peter 4:10-11 Constance Dever © 2011

These verses remind us that God is the one who gives us everything we are and have. He wants us to be good stewards of them. He wants us to use these gifts to help and encourage others; and, to bring praise to His name. He gives us the strength to do this, through His Holy Spirit, when we turn from our sins and trust in Jesus as our Savior.

Each of Us Should Use : 1 Peter 4:10,11

PFI NIV Songs 12, Track 17



Each

Left "A" hand is held in front of the body, palm facing right. Thumb and knuckles of right "A" hand are slide down thumb of left hand several times.



Us

Right index finger touches right shoulder, then moves left to touch left shoulder.




Gift

Both modified "Z" hands are held at chest, then brought down and forward, as if giving something to someone.



Received

Open hands, palms, facing body, are held away from chest, right hand over the left. Both hands are brought towards body, ending with "S" hands, with pinky side of right hand resting on top of index-thumb side of left hand.



Serve

Move both flat hands back and forward in opposite directions.



Faithfully

Right index finger touches forehead. Then, right "F" hand, palm facing in, hits left "F" hand, palm facing in, in a down-up-down motion, ending with right thumb- index finger resting on left thumb-index finger.



Administering

Move hands back and forth as if pulling forwards and back on horse's reins.



Grace

Begin with fingertips of right hand touching, palm facing forward. Twist wrist around, bringing hand down and palm facing body, while at the same time opening up the fingers and flattening the hand



Various

Both index fingers are crossed, palms facing down, then moved apart to each side of the body.

Be Thou My Vision, v.2

D Em Bm A D A Bm A D A

1. Be Thou my vi - sion, O Lord of my heart; Naught be all else to me save that Thou art;
 2. Be Thou my wis - dom, and Thou my true word; I ev - er with Thee and Thou with me, Lord.
 3. Rich - es I heed not, or man's em - pty praise, Thou my in - her - i - tance, now and al - ways,

9 G A D A⁷ Bm A

Thou my best thought, by day or by night,
 Thou my great Fa - ther, I Thy true son,
 Thou and Thou on - ly, first in my heart,

13 Bm A B D Em Bm Em⁷ D

Wak - ing or sleep - ing, Thy pres - ence my light.
 Thou in me dwell - ing, and I with Thee one.
 High King of heav - en, my trea - sure Thou art.

Words: Ancient Irish; tr. Mary E. Byrne Music: Traditional Irish Melody; harm. David Evans

Each of Us Should Use

The musical score is written in 4/4 time with a key signature of three flats (B-flat major). It consists of three staves of music. The first staff (measures 1-5) has lyrics: "Each of us should use what-ev-er gift. Gift he has re-ceived". The second staff (measures 6-10) has lyrics: "to___ serve oth ers.____ Faith-ful-ly ad-min -is-t'ring God's___ grace". The third staff (measures 11-15) has lyrics: "in its var - i-ous forms... First Pe-ter Four, ten and e -lev - en." Chords are indicated above the notes, and there are triplets in measures 3 and 7.

Fm B^b Fm⁷ B^bFm B^b Fm⁷ B^bFm B^b Fm⁷ B^bFm B^b Fm⁷ B^b E^b B^{b7} E^b B^b

Each of us should use what-ev-er gift. Gift he has re-ceived

6 E^b B^{b7} E^b Fm B^b Fm⁷ B^b Fm B^b Fm⁷ B^b E^b B^{b7} E^b B^b E^b B^{b7} E^b

to___ serve oth ers.____ Faith-ful-ly ad-min -is-t'ring God's___ grace

11 Fm⁷ Fm B^b Fm⁷ Fm

in its var - i-ous forms... First Pe-ter Four, ten and e -lev - en.

Words: adapted from 1 Peter 4:10-11 NIV 1984 Music: Constance Dever ©2012

Take My Life and Let it Be

Verse 4

Take my will and make it Thine,
It shall be no longer mine;
Take my heart, it is Thine own,
It shall be Thy royal throne,
It shall be Thy royal throne.

about this hymn:

Words: Frances R. Havergal Music: Henri A.C. Malan

Long ago, a woman named Frances Havergal was thinking about this Bible truth, too. She wrote the words a hymn called "Take My Life and Let It Be." We're going to learn a verse from it.

Obedience to God means choosing to have our wills and our hearts be guided by God's good ways instead of following our own sinful ways. This is not something we can do in our own strength. We have to turn from our sins and trust in Jesus as our Savior. We must ask Him to take our wills and our hearts and make them want to joyfully obey His good ways. God delights to answer prayers like these! He promises to answer them!


Take My Life and Let It Me, v.4

PFI NIV Songs 12, Track 18



Take

Both both open hands, palms down, toward chest while simultaneously closing hands so fingertips are resting on the chest.




My, Mine

Right "5" hand is placed on chest.



Will

Fingertips of right "V" hand are placed in palm of left flat hand which palm is facing right and fingertips facing forward. Fingertips of right "V" hand are then lifted from left palm, pivoted clockwise then placed back down on left palm.



Make

Pinky side of right "S" hand rests on top of thumb side of left "S" hand, palms facing in. Hands are pivoted in opposite directions several times, striking each other gently after each twist.



Thine, Thy

Push the right flat hand forward, palm facing forward and fingers pointing up, heavenward.



Heart

Middle fingers are used to traced out the shape of a heart on upper left chest.



Own

Fingertips of both bend hands are placed on chest.



Royal

Right "K" hand, palm facing left. touches left shoulder, then is brought down to touch right hip.



Throne

Both hands are held palms down with index and middle fingers extended and curved, held in front of body. Bring both hands back toward chest in a slight arc motion.

Jesus Replied

Jesus replied,
"If anybody loves me,
he will obey my teaching,"
Jesus replied,

Jesus replied,
"My Father will love him
and we will come,
And make our home with him,"
Jesus replied.

But that's not all Jesus said...

Jesus replied,
He who doesn't love me,
Will not obey my teaching,"
Jesus replied.

Jesus replied,
He who doesn't love me,
Will not obey my teaching,"
Jesus replied.

John Fourteen, twenty-three and twenty-four.


about this Bible verse:

Words: John 14:23 NIV 1984 Music: Constance Dever ©2011

In these verses, Jesus teaches that love for God is more than just a good feeling in our hearts or saying that we love Him. True love for God shows itself by obeying Him. This is the kind of person who gets to know the wonderful fellowship of God through His Holy Spirit living in their heart.

Jesus Replied: John14:23-24

PFI NIV Songs 12, Track 19



Jesus

Middle, bent finger of right "5" hand touches middle of left open palm, palms facing each other. Then middle, bent finger of left "5" hand touches middle of right open palm, palms facing each other.



Replied

Hold right index finger in front of lips with left hand, also with extended index finger, held slightly in front of right. Pivot both hands forward and down until facing forward.



Loves, Love

Fists are crossed on chest, palms facing body.




Me

Point to self with right index finger.



Obey

Hold both "A" hands at head,, palms facing in. Then bring both hands forward, ending with them in the flat-hand position, palms facing up.



Teaching

Place both "And" hands at front sides of the head,, fingers facing each other. Move both hands forward simultaneously.



Father

Tap thumb of right "5" hand on forehead a few times.



Come

Place fingertips of right and hand at near chin moving toward the cheek with a slightly curved hand.



Home

Place fingertips of right and hand at near chin moving toward the cheek with a slightly curved hand.

Take My Life and Let It Be, v.4

E \flat B \flat ⁷ E \flat Fm E \flat B \flat E \flat B \flat

1. Take my life_ and_ let it be Con - se - crat - ed, _ Lord, to_ Thee; Take my hands and_
 2. Take my feet_ and_ let them be Swift and beau - ti - ful for_ Thee; Take my voice and_
 3. Take my sil - ver_ and my gold, Not a mite would I with - hold; Take my mo - ments
 4. Take my will_ and_ make it Thine, It shall be_ no_ lon - ger mine; Take my heart, it_

6 B \flat ⁷ E \flat sus⁴ E \flat A \flat E \flat B \flat E \flat sus⁴ E \flat B \flat Cm E \flat A \flat E \flat B \flat E \flat

let them move_ At the im - pulse of_ Thy_ love, _ At the im - pulse of Thy love.
 let me sing_ Al - ways, on - ly, for_ my_ King, _ Al - ways, on - ly, _ for my King.
 and my days, _ Let them flow in cease - less_ praise, Let them flow in_ cease - less praise.
 is Thine own, _ It shall be Thy roy - al_ throne, It shall be Thy_ roy - al throne.

Words: Frances R. Havergal Music: Henri A.C. Malan

Jesus Replied

Bm Em Bm Em Bm B^o(#11) F#7

Je - sus re - plied, "If a - ny - bod - y loves me - He will o - bey my teach ing," - Je sus re - plied.

5 Bm Em Bm Em Bm F#

Je - sus re - plied, "If Fa - ther will love him, - and we will come and make our home with him."

9 B^o(#11) Bm Bm Em Bm

Je - sus re - plied. But that's not all Jesus said... Je - sus re - plied, He He who does not love Me - will

13 Em Bm B^o(#11) F#7 Bm Em Bm

not o - bey my teach ing," - Je sus re - plied. Je - sus re - plied, He who does not love Me - will

17 Em Bm B^o(#11) Bm B^o(#11) Bm

not o - bey my teach ing," - Je - sus re - plied. John Four - teen, twen - ty - three and twen - ty - four.

Words: adapted from John 14:23-24 NIV 1984 Music: Constance Dever ©2012

Take My Life and Let it Be

Verse 1

Take my life and let it be
Consecrated, Lord, to Thee;
Take my hands and let them move
At the impulse of Thy love,
At the impulse of Thy love.

Verse 2

Take my feet and let them be
Swift and beautiful for Thee;
Take my voice and let me sing
Always, only for my King,
Always, only for my King.

Verse 3

Take my silver and my gold;
Not a mite would I withhold;
Take my moments and my days,

about this hymn:

Long ago, a woman named Frances Havergal was thinking about this Bible truth, too. She wrote the words a hymn called "Take My Life and Let It Be." We're going to learn some verses of it.

Words: Frances R. Havergal Music: Henri A.C. Malan

Obedience to God means choosing to have our wills and our hearts be guided by God's good ways instead of following our own sinful ways. This is not something we can do in our own strength. We have to turn from our sins and trust in Jesus as our Savior. We must ask Him to take our wills and our hearts and make them want to joyfully obey His good ways. God delights to answer prayers like these! He promises to answer them!

Take My Life and Let It Be, verse 1

PFI NIV Songs 12, Track 20



Take (Accept)
Both both open hands, palms down, toward chest while simultaneously closing hands so fingertips are resting on the chest.

Life
Upturned thumbs of "A" hands move upward in front of chest in unison.


Consecrated (Holy)
Right "H" hand, palm facing left, slides from heel to fingertips of left flat hand, palm up, changing into a flat hand as it moves down left palm.



Lord
Thumb of right "L" hand, palm facing left. touches left shoulder, then is brought down to touch right hip.

Thee
Right open hand moves up a short ways from shoulder height.

Hand
Hold up right hand, palm facing out, fingers pointing up.



Move
Downturned hands, fingers touching, are moved forward in unison, from left to right.

Impulse
Both upturned "5" hands are held side by side in front of chest. Bring both hands in, drawing in the fingers slightly to a grasping position.

Love
Fists are crossed on chest, palms facing body.


Take My Life and Let It Be, verse 2

PFI NIV Songs 12, Track 21



Take (Accept)

Both both open hands, palms down, toward chest while simultaneously closing hands so fingertips are resting on the chest.



Feet

Right flat hand is placed in front of left flat hand, both palms facing down. Hands alternate move back and forth.



Swift

The "H" hands, palms facing each other, are held about 6" apart and pivot alternately up and down.



Beautiful

Fingertips of right "and" hand are placed on the chin, then open up fingers and make a counter-clockwise circle around the face.



Thee

Right open hand moves up a short ways from shoulder height.



Voice

The index and middle fingers of the right "V" hand are placed on throat, then brought forward under chin and out.



Sing

Wave the right flat hand back and forth over left flat hand.



Always

Right index finger makes several counter-clockwise circles as it points upward and forward.



King

Right "K" hand, palm facing left. touches left shoulder, then is brought down to touch right hip.

Take My Life and Let It Be, verse 3

PFI NIV Songs 12, Track 22



Take (Accept)

Both both open hands, palms down, toward chest while simultaneously closing hands so fingertips are resting on the chest.



Silver

Touch right ear with right index finger, then shake right "S" hand, palm facing forward.




Gold

Right hand (middle finger) touches right ear, then is brought down to face front, wiggling fingers at the same time.



Mite

Right bent hand is held above left flat hand. It is brought down close to left hand, without touching a few times.



Withhold

Right fist is held in front of right shoulder, knuckles facing outward.



Moments

Palm of right "D" hand rests on index finger of left "D" hand. Right index finger is pivoted forward from the wrist.



Days

Left arm, palm down, faces right with index finger extended and touching elbow of right arm, which points up with index finger extended up. Right arm is then pivoted down in an arc until it rests just above left elbow.



Flow

"5" hands, palms down and fingers pointed forward, are moved forward in unison as fingers are wiggled.



Praise

Clap the right hand on top of the left hand several times.

For We Are God's Workmanship

For we are, for we are,
For we are God's workmanship,
Created in Christ Jesus to do good works,
Which God prepared for us in advance to do.

For we are, for we are,
For we are God's workmanship,

Serve wholeheartedly
As if you were serving the Lord, not men,
The Lord will reward ev'ryone
for the good he does.

For we are, for we are,
For we are God's workmanship,
Created in Christ Jesus to do good works.
Ephesians Two, ten; Six, seven and eight.

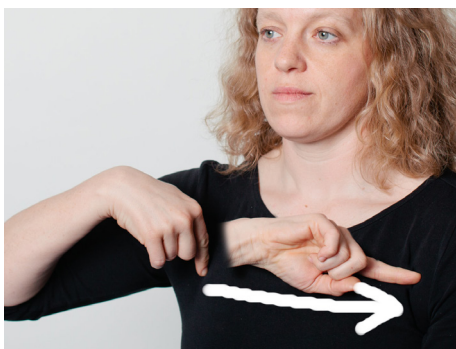
about this Bible verse:

Words: Ephesians 2:10;6:7-8, NIV 1984 Music: Constance Dever ©2012

God has prepared good works in advance for His people to do. It also tells us that God's people are God's workmanship. That means that God is the one that is at work in them, making them like Jesus and helping them to do the good works He prepared for them to do. God's people have so much to rejoice about! Not only has God chosen special things He will do through them, but He will give them the strength and wisdom to do them all. How can they not succeed with God at work in them! We can become God's people when we turn away from our sins and trust in Jesus as our Savior!

For We Are God's Workmanship: Ephesians 2:10;6:7,8

PFI NIV Songs 12, Track 23



We
Right index finger touches right shoulder, then moves left to touch left shoulder.

God/s
Right open hand, palm facing left, is held up above head level then brought down and back in a slight arc, ending with a "B" hand at the upper chest level.


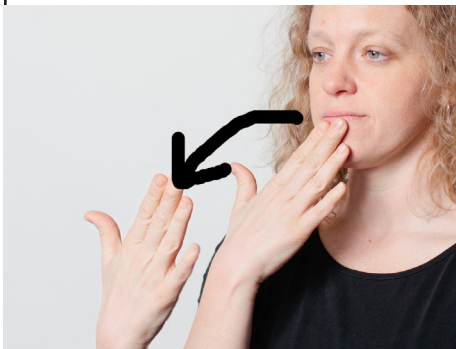
Works, Workmanship (noun)
Right "S" hand, palm facing down, hits back of left "S" hand, palm facing down, several times.



Created
Pinky side of right "S" hand rests on top of thumb side of left "S" hand, palms facing in. Hands are pivoted in opposite directions several times, striking each other gently after each twist.

Christ Jesus
Middle, bent finger of right "5" hand touches middle of left open palm, palms facing each other. Then middle, bent finger of left "5" hand touches middle of right open palm, palms facing each other.


Do, Does
Move open hands, palms down side to side at the same time.



Good
Fingers of right flat hand are placed at lips, then brought forward. Some end this sign by resting the right hand in the upturned palm of the left flat hand.

Prepare
Both hands, palms facing each other, point left, then are brought across body and point right.

Advance (In Advance)
Hold left hand in front of body, fingers together, pointing to the right. Right hand, fingers together and pointing to the left, rests on left palm then moves quickly towards the body.



Serve, Serving

Move both flat hands back and forward in opposite directions.



Wholeheartedly

Flat right hand moves across thumb side of left "S" hand and part of the way down forearm. Then middle finger of right hand touches heart.



You

Point right index finger forward.



Lord, Lord's

Thumb of right "L" hand, palm facing left, touches left shoulder, then is brought down to touch right hip.



Not

Right "A" thumb is placed under chin, palm facing left, then moved forward in an arc and pivoted until knuckles face forward.



Men (Humanity)

"P" hands, held side by side, make alternating forward circles.



Reward

Both modified "Z" hands are held at chest, then brought down and forward, as if giving something to someone.



Everyone

Right "A" hand becomes "L" as it is pivoted around to the left as if pointing towards everyone in the room.

Take My Life and Let It Be, vs.1-3

Eb
Bb7 Eb
Fm Eb Bb Eb
Bb

1.Take my life_ and_ let it be Con - se - crat - ed,_ Lord, to_ Thee; Take my hands and_
 2.Take my feet_ and_ let them be Swift and beau - ti - ful for_ Thee; Take my voice and_
 3.Take my sil - ver_ and my gold, Not a mite would I with - hold; Take my mo ments
 4.Take my will_ and_ make it Thine, It shall be_ no_ lon - ger mine; Take my heart, it_

6 Bb7 Ebsus4 Eb
Ab Eb
Bb Ebsus4 Eb Bb Cm Eb Ab
Eb Bb Eb

let them move_ At the im-pulse of_ Thy_ love,_ At the im- pulse of Thy love.
 let me sing_ Al- ways, on - ly, for_ my_ King,_ Al- ways, on - ly,_ for my King.
 and my days,_ Let them flow in cease- less_ praise, Let them flow in_ cease-less praise.
 is Thine own,_ It shall be Thy roy - al_ throne, It shall be Thy_ roy - al throne.

Words: Frances R. Havergal Music: Henri A.C. Malan

For We Are God's Workmanship

Cm Fm Cm Fm Cm Fm Cm G^b Cm



For we are,___ For we are,___ For we are God's work-man-ship, cre - at -ed in Christ

6 G^b Cm G^b Cm G^b Cm Fm



Je -sus to do good works, which God pre-pared in ad - vance for us to do. For we are,___

12 Cm Fm Cm Fm Cm G^b Cm



For we are,___ For we are God's work-man-ship, Serve whole-heart - ed - ly as

16 G^b Cm Cm G^b Cm G^b Cm



if you were serv-ing the Lord, not men, the Lord will re-ward ev'-ry - one for the good he

21 Fm Cm Fm Cm Fm Cm



does. For we are,___ For we are,___ For we are God's work-man-ship, cre -

26 G^b Cm G^b Cm Fm G⁷ Cm



at ed in Christ Je -sus to do good works. E - phe-sians Two, ten; Six, se-ven and eight.---

Words: adapted from Ephesians 2:10; 6:7,8 NIV 1984 Music: Constance Dever ©2012

Trust and Obey

Verse 1

When we walk with the Lord
In the light of His Word
What a glory He sheds on our way!
Let us do His good will;
He abides with us still,
And with all who will trust and obey.

Refrain

Trust and obey,
for there's no other way
To be happy in Jesus,
but to trust and obey.

about this hymn:


Words: John H. Sammis Music: Daniel B. Towner

Long ago, a man named John Sammis was thinking about this Bible truth, too. He wrote the words a hymn called "Trust and Obey." We're going to learn a verse from it.

God's people read the Bible so that they can "walk in the light of His Word", living their life in loving obedience to Him. There are times when they may not understand completely why they should obey what God's Word says, but they have known God long enough to trust Him, even when they don't understand. They know that He is perfectly wise and good. He loves them and knows what is best. They know that they glorify Him when they live this way; and, that this is the happiest way to live.

Trust and Obey, v.1

PFI NIV Songs 12, Track 24



Walk
 Right flat hand is placed in front of left, flat hand, both palms facing down. Hands alternate move back and forth.



Word
 Left middle finger touches right palm, then right middle finger touches left palm. Bring flat hands are held together, palms touching and fingertips pointing forward, then opened with the little fingers still touching as if opening a book. (Signs for Jesus + book).



Way
 Flat hands, palms facing each other, move forward and progressively closer.



Do
 Move open hands, palms down side to side at the same time.



Abides
 Tip of right "A" hand is placed behind left "A" hand, knuckles facing forward. Move both hands forward in unison.



Trust
 Right index finger is crossed over the top of the left index finger, palms facing down. Both hands are moved down a short distance.



Obey
 Hold both "A" hands at head, palms facing in. Then bring both hands forward, ending with them in the flat-hand position, palms facing up.



Happy
 Both flat hands are moved in a forward circular motion with palms brushing chest on the inward portion of the circle.



Jesus
 Middle, bent finger of right "5" hand touches middle of left open palm, palms facing each other. Then middle, bent finger of left "5" hand touches middle of right open palm, palms facing each other.

I Have Hidden Your Word

I have hidden your word in my heart,
That I might not sin against you,
I have hidden your word in my heart,
That I might not sin against you.

I meditate on your precepts,
And consider your ways.
I delight in your decrees,
I will not neglect your word,

I have hidden your word in my heart,
That I might not sin against you,
I have hidden your word in my heart,
That I might not sin against you.
Psalm One-nineteen, eleven through sixteen.

about this Bible verse:

Words: adapted from Psalm 119:11,15-16 NIV 1984 Music: Constance Dever ©2011

God's people delight in God's Word, the Bible. It is full of God's precepts and decrees (His good laws). It tells of His ways (what God is like). They meditate on God's Word ((think about); and, even hide it in their hearts (memorize it) so that they might not sin against God. They know that God's Word is not just true. It is powerful to change them to be more like Jesus. They don't want to neglect it, because they want to know God and please Him more than anything else in life.

I Have Hidden Your Word: Psalm 119:11,15-16

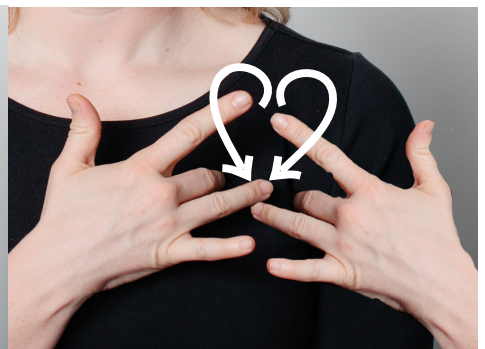
PFI NIV Songs 12, Track 25



Hidden
Right "A" hand, palm facing in, is brought up to rest under left flat hand.



Word
Left middle finger touches right palm, then right middle finger touches left palm. Bring flat hands are held together, palms touching and fingertips pointing forward, then opened with the little fingers still touching as if opening a book. (Signs for Jesus + book).



Heart
Middle fingers are used to traced out the shape of a heart on upper left chest.




Sin
Both "X" hands, held near sides with palms facing up, move upward and outward in circles simultaneously.



Meditate
Make down and outward circles with the index finger of each hand near sides of forehead, palms facing in.



Precepts, Decrees
Right "L" hand slides down the left hand, palms facing each other, fingers pointed up and out.



Ways
Flat hands, palms facing each other, move forward and progressively closer.



Delight
Both flat hands are moved in a forward circular motion with palms brushing chest on the inward portion of the circle.



Neglect
Right open hand, palm on head and fingers pointed left, is wiped across forehead from left to right. End with right "A" hand near right temple.

Trust and Obey, v.1

C G⁷ C G G⁷ C F C G C

1. When we walk with the Lord In the light of His Word, What a glo - ry He sheds on our way! While we
 2. Not a bur - den we bear, Not a sor - row we share, But our toil He doth rich - ly re - pay; Not a

8 G⁷ C G G⁷ C F C G⁷ C G

do His good will; He a - bides with us still, And with all who will trust and o - bey. Trust and o -
 grief or a loss, Not a frown or a cross, But is blest if we trust and o - bey.

16 C C⁷ A Dm G⁷ C G⁷ C

bey, for there's no oth - er way, To be hap - py in Je - sus, But to trust and o - bey.

Words: Daniel B. Towner Music: John H. Sammis

I Have Hidden Your Word

The musical score is written in 4/4 time with a key signature of two flats (Bb and Eb). It consists of seven staves of music. The lyrics are: "I have hid-den your word in my heart that I might not sin a-against you. I have hid-den your word in my heart that I might not sin a-against you. I de-me-di-tate on your pre-cepts and con-sid-er your ways. I de-light in your de-crees, I will not ne-glect your word. I have hid-den your word in my heart that I might not sin a-against you. I have hid-den your word in my heart that I might not sin a-against you. Psalm One-nine-teen, e-le-ven through six-teen." The score includes various musical notations such as treble clefs, stems, beams, and slurs. Chord symbols (Eb, Bb, F) are placed above the notes. There are three triplet markings (indicated by a '3' over a group of notes) on the first, fifth, and sixth staves.

1 I have hid-den your word in my heart that I might not sin a-against you. I have

5 hid-den your word in my heart that I might not sin a-against you. I

9 me - di - tate on your pre - cepts and con - sid - er your ways. I de -

13 light in your de-crees, I will not ne-glect your word. I have

17 hid-den your word in my heart that I might not sin a-against you. I have

21 hid - den your word in my heart that I might not sin a - gainst

24 you. Psalm One - nine teen, e - le - ven through six - teen.

Words: adapted from Psalm 119:11,15-16 NIV 1984 Music: Constance Dever ©2012

Be Thou My Vision

Verse 1

Be Thou my vision,
O Lord of my heart;
Naught be all else to me,
Save that Thou art:
Thou my best thought,
By day or by night,
Waking or sleeping,
Thy presence my light.

about this hymn:

Words: Ancient Irish; tr. Mary E. Byrne Music: Traditional Irish Melody; harm. David Evans

Long ago, a woman named Mary Byrne was thinking about this Bible truth, too. She translated from Irish into English a hymn called "Be Thou My Vision." We're going to learn two verses from it.

God's people want God to be their vision—the one they think about most of all, the one who is the best thing they can think of. They keep thinking about Him, both in a special time of praying and reading...and all through the rest of the day and night. They think about Him and know He is with them. His presence guides them, like a light in darkness. He lives inside their heart, giving them wisdom and showing them what He's like.

Be Thou My Vision, v.1

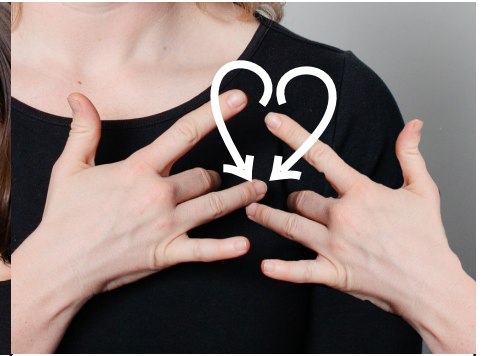
PFI NIV Songs 12, Track 26




Thou
Right open hand moves up a short ways from shoulder height.



Vision
Index and middle finger of right "V" hand, palm facing in, are placed near eyes then moved forward.



Heart
Middle fingers are used to traced out the shape of a heart on upper left chest.



Naught (Nothing)
"O" hands are held in front of chest, fingers touching and palms facing forward. Simultaneously move both hands apart to each side.



Thought
Make down and outward circles with the index finger of each hand near sides of forehead, palms facing in.



Night
Left flat hand is held horizontally, palms facing down, fingers pointing right. Curved right hand, palm down and fingers pointing forward is brought down to right on back of left hand, ending with fingers pointing downward.



Sleeping
Palm side of right open hand is placed in front of face and moved down to below the chin, changing into an "and" hand.



Presence
Both slightly curved hands are raised simultaneously, palms facing each other. The right palm stops just short of the left palm, as if a person coming to stand before another person.



Light
Hold both hands at chest level, fingertips together. Open hands into "5" hands as they move up and out to the side, palms facing out.

Your Love Is Better than Life

Because your love is better than life,
My lips will glorify you.
I will praise you as long as I live,
And in your name I will lift up my hands,
Because your love is better than life,
Because your love is better than life,
Because your love is better than life.


about this Bible verse:

Words: adapted from Psalm 63:3-4 NIV 1984 Music: Constance Dever ©2011

Life here on earth is filled with many good things, but God's people know that God's love is better than them all. God's love is better because it never changes and never ends. God's love is better because He made us to know Him. Only God and His love can truly satisfy us. How wonderful it is to know that God loves you and will always, always take care of you! God's people love to think about God and His deep, deep love for them. And more than that, they love to lift up their hands and their voices to glorify His name!

Your Love Is Better than Life Ps.63:3-4

PFI NIV Songs 12, Track 27



Love

Fists are crossed on chest, palms facing body.



Touch lips with fingers of right flat hand; then, close hand into an "A" shape as you move it up and to the right side of head.



Life

Upturned thumbs of "A" hands move upward in front of chest in unison.



Lips

Right index finger points to lips.



Praise

Clap the right hand on top of the left hand several times.



You

Right open hand moves up a short ways from shoulder height.



Name

Index and middle finger of right "N" hand are brought down to rest on index and middle finger of left "N" hand. Both sets of fingers are pointing outward diagonally.



Lift Up

Both upturned open hands held in front of body and lifted up in front of the face.



Hands

Hold up both hands, fingers pointing up and palms facing forward.

Let the Morning Bring Me

Refrain

Let the morning bring me,
Word of your unfailing love,
Let the morning bring me,
Word of your unfailing love.

Verse 1

I remember the days of long ago,
I meditate on all your works,
And consider what your hands have done,
What your hands have done. (*refrain*)

Verse 2

For I have put my trust in you,
Show me the way that I should go,
For to you, I entrust my life,
I entrust my life to you. (*refrain*)

Psalm One-forty-three, verses five and eight.

about this Bible verse:

Words: adapted from Psalm 143:5,8 NIV 1984 Music: Constance Dever ©2011

Thinking about God and all His good ways gives God's people hope. Even when they get bad news, even when they are sad, even when they don't know what they should do next, they think about how good God has been to them. He always helped them in the past, He will help them now, too. So, they entrust their life in His hands. They look for word of His unfailing love that will come to the rescue and help them every single time.


Let the Morning Bring Me Ps.143:5,8 NIV 1984

PFI NIV Songs 12, Track 28




Morning

Left flat hand, palm facing body, is placed in crook of right arm. Right flat hand, palm facing up and fingers pointing forward, starts out horizontal to the ground, then is brought up and back towards body in an arc.



Me

Point to self with right index finger.



Love

Fists are crossed on chest, palms facing body.



Days

Left arm, palm down, faces right with index finger extended and touching elbow of right arm, which points up with index finger extended up. Right arm is then pivoted down in an arc until it rests just above left elbow.




Meditate, Consider

Make down and outward circles with the index finger of each hand near sides of forehead, palms facing in.



Works, Done

Move open hands, palms down side to side at the same time.



Trust, Entrust

Right index finger is crossed over the top of the left index finger, palms facing down. Both hands are moved down a short distance.



Life

Upturned thumbs of "A" hands move upward in front of chest in unison.



Way

Flat hands, palms facing each other, move forward and progressively closer.

Be Thou My Vision, v.1

D Em Bm A D A Bm A D A

1.Be Thou my vi - sion, O Lord of my heart; Naught be all else to me save that Thou art;
 2.Be Thou my wis - dom, and Thou my true word; I ev - er with Thee and Thou with me, Lord.
 3.Rich - es I ___ heed not, or man's em - pty praise, Thou my in - her - i - tance, now and al - ways,

9 G A D A⁷ Bm A

Thou my ___ best ___ thought, ___ by day or by night, ___
 Thou my ___ great ___ Fa - ther, I Thy true son, ___
 Thou and ___ Thou ___ on - ly, first in my heart, ___

13 Bm A B D Em Bm Em⁷ D

Wak - ing or sleep - ing, Thy ___ pres - ence my light.
 Thou in me dwell - ing, and ___ I with Thee one.
 High King of heav - en, my ___ trea - sure Thou art.

Words: Ancient Irish; tr. Mary E. Byrne Music: Traditional Irish Melody; harm. David Evans

Your Love Is Better Than Life

B \flat E \flat F Gm E \flat F

Be-cause your love is _____ bet-ter than life, my lips will glo - ri - fy you.

5 B \flat E \flat F Gm E \flat F

I will praise you as long as I live, and in your name I will lift up my hands. _

10 E \flat F Gm⁷ E \flat

Be-cause your love is bet - ter than life, Be-cause your love is bet - ter than

14 Gm E \flat F⁷

life, Be - cause your love is _____ bet - ter than

16 B \flat E \flat B \flat

life. Psalm Six - ty - three, three _____ and four.

Words: adapted from Psalm 63:2 NIV 1984 Music: Constance Dever ©2012

Let the Morning Bring Me

Eb Ab Eb Bb Eb Bb Eb Ab Eb Bb

Let the morn-ing bring me word of Your un-fail-ing love, Let the mor-ning bring me

7 Eb Ab Eb Bb Cm Ab Eb Cm Ab

word of Your un-fail-ing love. I re-mem-ber the days of long a-go, I me-di-tate on

12 Eb Bb Cm Ab Eb Ab Eb Bb

all Your works, and con - si - der what Your hands have done, what Your hands have done, Let the

17 Eb Ab Eb Bb Eb Bb Eb Ab Eb Bb

morn - ing bring me word of Your un-fail-ing love, Let the mor - ning bring me

23 Eb Ab Bb Cm Ab Eb Cm Ab

word of Your un-fail-ing love. For I have put my trust in You, show me the way that

28 Eb Bb Cm Ab Eb Ab Eb Bb Eb Ab

I should go, for to You I en-trust my life. I en-trust my life to You. Let the morn-ing

34 Eb Bb Eb Bb Eb Ab Eb Bb Eb Ab

bring me word of Your un-fail-ing love, Let the mor ning bring me word of Your un-fail-ing

40 Eb rit. Cm Bb Cm Eb Bb

love, Word of Your un - fail - ing love, word of Your un - fail - ing

44 Eb Bb Cm Eb Bb Eb

love. Psalm One - for - ty - three, ver - ses five and eight.

Words: adapted from Psalm 143:5,8 NIV 1984 Music: Constance Dever ©2015

Sweet Hour of Prayer

Verse 1

Sweet hour of prayer, sweet hour of prayer,
That calls me from a world of care
And bids me at my Father's throne
Make all my wants and wishes known!
In seasons of distress and grief,
My soul has often found relief,
And oft escaped the tempter's snare
By thy return, sweet hour of prayer.

about this hymn:

Words: William Walford Music: William B. Bradbury

Long ago, a man named William Walford was thinking about this Bible truth, too. He wrote the words to a hymn called "Sweet Hour of Prayer." We're going to learn a verse from it.

God's people know that they don't have the strength to face the hard things of this world alone. Many sad things, many scary things, many tempting things may come their way. When they do, it is easy to feel overwhelmed. The temptation to turn away from God and do things their own way may be strong. But, God's people know who to go to receive the strength they need. They pray to their Heavenly Father who loves them so much! They tell Him all their problems. They ask for His help. He comforts them and gives them what they need to keep trusting in Him and to turn away from the temptation to sin.

Sweet Hour of Prayer

PFI NIV Songs 12, Track 29



Sweet

Fingertips of right "U" hand, palm facing body, brushes from lips down to chin a few times.

Prayer

Hold flat hands together in pray position. If desired, can bow head, too.

Calls, Bids

Place index finger of right "D" hand to closed lips, then pivot hand and point finger forward in a forceful motion.



Care, Distress, Grief

"5" hands, palms facing inward and middle fingers bend forward, alternate moving towards and away from chest several times.

Father's

Tap thumb of right "5" hand on forehead a few times.

Wants, Wishes

Both upturned "5" hands are held side by side in front of chest. Bring both hands in, drawing in the fingers slightly to a grasping position.



Soul

Touch the thumbs and index fingers of both "T" hands to each other, right hand above left, palms facing each other. Draw hands apart in an upward motion.

Relief

"F" hands are crossed in front of body, palms facing in. Move both hands out to the side while pivoting the palms to face outward.

Escaped

Right index finger, pointing up, is placed between the middle and ring finger of the left hand, palm down and fingers pointing forward. The right index finger is moved out and to the right.

No Temptation Has Seized You

No temptation has seized you
Except what is common to man.
And God is faithful,
He will not let you be tempted
Beyond what you can bear.
But when you are tempted He'll also provide,
Also provide a way out.
Yes, when you are tempted he'll also provide,
A way out so you can stand up under it. *(repeat)*
First Corinthians Chapter Ten, verse thirteen.



about this Bible verse:

Words: adapted from 1 Corinthians 10:13 ESV Music: Constance Dever ©2011

God's people will face temptations to sin every day. Their temptations are common to man--that is, they will be tempted to sin against God, just like every human. But, God's people can be encouraged that God is always there to help them say "no." He promises that will never let them be tempted more than they can bear. With any temptation they face, He promises to be with them. He promises to provide a way of escape so they can endure the temptation with sinning. How good, merciful and powerful is the Lord!

No Temptation: 1 Corinthians 10:13

PFI NIV Songs 12, Track 30



Temptation, Tempted
 Index finger of curved right hand taps near left elbow as it is held closely to it.

Seized
 Right fist is held in front of right shoulder, knuckles facing outward.

Common
 Downturned "Y" hands move in unison in counterclockwise circle.



Faithful
 Right index finger touches forehead. Then, right "F" hand, palm facing in, hits left "F" hand, palm facing in, in a down-up-down motion, ending with right thumb-index finger resting on left thumb-index finger.

Not
 Right "A" thumb is placed under chin, palm facing left, then moved forward in an arc and pivoted until knuckles face forward.

Can Bear
 Both "S" hands are held in front of body, palms facing down, and knuckles forward. Simultaneously move both down firmly



Provide
 Both modified "Z" hands are held at chest, then brought down and forward, as if giving something to someone.

Way Out
 Right index finger, pointing up, is placed between the middle and ring finger of the left hand, palm down and fingers pointing forward. The right index finger is moved out and to the right.

Stand Up Under
 Tip of right "A" hand is placed behind left "A" hand, knuckles facing forward. Move both hands forward in unison.

Sweet Hour of Prayer, v.1

B \flat E \flat B \flat F B \flat F B \flat

1.Sweet hour of prayer, sweet hour of prayer, That calls me from a world of care And bids me at my
2.Sweet hour of prayer, sweet hour of prayer, Thy wings shall my_ pe - ti - tion bear To Him whose truth and

6 E \flat B \flat F 7 B \flat F 7 B \flat F B \flat E \flat B \flat F B \flat E \flat

Fa-ther's throne Make all my wants and wish-es known! In sea-sons of dis - tress and grief, My soul has of - ten
faith-ful - ness En - gage the wait - ing soul to bless: And since He bids me seek His face, Be - lieve His word and

12 B \flat F B \flat E \flat B \flat F B \flat F 7 B \flat

found re - lief, And oft es-caped the tempt-er's snare By Thy re- turn, - sweet hour of prayer.
trust His grace, I'll cast on Him my ev - 'ry care, And wait for Thee, sweet hour of prayer.

Words: William Walford Music: William B. Bradbury

No Temptation Has Seized You

F Gm7 B^b C F Gm7 C B^b F



No temp-ta tion has seized you ex - cept what is com-mon to man... And God is faith-ful He will not let you be

7 E^b B^b C F Gm7 B^b C F



tempt-ed be yond what you_ can bear. But when you are tempt-ed He'll al - so pro-vide,

12 Gm7 C F Gm7 B^b C F E^b B^b



al - so pro vide a way out. Yes, when you are tempt-ed He'll al - so pro-vide, a way out so you can stand

17 F F Gm7 B^b C F Gm C



up un der it. No temp-ta tion has seized you ex - cept what is com-mon to man, And

23 B^b F E^b B^b C B^b



God is faith-ful He will not let you be tempt-ed be yond what you_ can bear, and God is faith-ful He

28 F E^b B^b C F



will not let you be tempt - ed be - yond_ what you_ can bear.

31 Gm7 B^b C F C F



First Co - rin - thi - ans Chap ter Ten, verse thir - teen.

Words: adapted from 1 Corinthians 10:13 NIV 1984 Music: Constance Dever ©2012

Come, Ye Sinners, Poor and Needy

Verse 1

Come ye sinners, poor and needy,
Weak and wounded, sick and sore;
Jesus ready stands to save you,
Full of pity, love, and pow'r.

Refrain:

I will arise and go to Jesus,
He will embrace me in His arms.
In the arms of my dear Savior,
O there are ten thousand charms.

about this hymn:


Words: Joseph Hart Music: Walker's Southern Harmony

Long ago, a man named Joseph Hart was thinking about this Bible truth, too. He wrote words to a hymn called "Come, Ye Sinners, Poor and Needy" We're going to learn a verse from it.

Adam and Eve--and all people after them-- suffer the consequences of their sinful rebellion. Everyone is poor and in need of a Savior. Everyone is weak and weary, sick and sore from sin. God, in His great mercy, promised Adam and Eve that one day He would send a Savior to crush Satan. Jesus paid for the sins of all who would ever turn and trust in Him. He welcomes them tenderly to come to Him and know the ten thousand charms of His love. God's people love to share the good news of a Savior for sinners that they, too, might turn from their sins and receive eternal life from God and with God!

Come, Ye Sinners, Poor and Needy, v.1

PFI NIV Songs 12, Track 31



Sinner



Both "X" hands, held near sides with palms facing up, move upward and outward in circles simultaneously.

Poor

Right curved hand is placed under left elbow. Pull the fingers down into an "and" hand a few times.

Wounded, Sore

Index fingers are thrust towards each other several times until almost touching.



Jesus

Middle, bent finger of right "5" hand touches middle of left open palm, palms facing each other. Then middle, bent finger of left "5" hand touches middle of right open palm, palms facing each other.

Save, Savior

"S" hands are crossed in front of body, palms facing in. Move both hands out to the side while pivoting the palms to face outward.

Love

Fists are crossed on chest, palms facing body.



Embrace

Hands clasp opposite arms in natural hug position.

Arms

Right index finger moves down length of left forearm.

Charms

Both flat hands are moved in a forward circular motion with palms brushing chest on the inward portion of the circle.

God's One, Big Plan

Verse 1

Forever God has had one, big plan,
To love a people from every land,
To love them all through Jesus Christ,
Who shed His blood to give eternal life.

Refrain

Oh, who is like the Lord our God,
Who has shown such power, such love.
No one, no one's like our God,
No one's shown such power, such love,
So for His glory, for our joy,
Let's know, let's grow, let's go,
Let's know, let's grow, let's go!

Verse 2

There's work for us in God's one, big plan,
To reach His people in every land,
Know God and His Word,
Grow like Jesus, Give, Pray.
Go to those lands,
Share the gospel today. (*refrain*)

about this song:

Words and Music: Constance Dever ©2011

God has woven work for His people into His One, Big Plan of salvation. He has given them of telling others the good news of Jesus. He has chosen to work through their words and bringing salvation to people from every land. God's people both prepare to go and help others to go tell the good news of Jesus. They seek to know Him and study His Word. They want to live more and more like Jesus. They give money and pray for those who move to other lands to tell people about Jesus. Some, go to those other lands, themselves. In all these ways, God's people help tell others the good news of Jesus.

God's One, Big Plan

PFI NIV Songs 12, Track 32



God


Right open hand, palm facing left, is held up above head level then brought down and back in a slight arc, ending with a "B" hand at the upper chest level.

One

Hold up right index, palm facing forward.

Love

Fists are crossed on chest, palms facing body.



People

"P" hands, held side by side, make alternating forward circles.

Land

Palm of right flat hand is moved in a counterclockwise motion on the underside of the left forearm near the elbow.

All

Left flat hand rests on back of right flat hand. Right flat hand is then brought up and around left hand and pivots so that back of right hand rests in left palm.



Jesus Christ

Middle, bent finger of right "5" hand touches middle of left open palm, palms facing each other. Then middle, bent finger of left "5" hand touches middle of right open palm, palms facing each other.

Blood

Left "5" hand is placed on chest, palm facing in. Right "5" hand is placed on top of left hand. Wiggle fingers of right hand as you lower it, making the motion of trickling blood.

Life

Upturned thumbs of "A" hands move upward in front of chest in unison.

God's One, Big Plan, continued


PFI NIV Songs 12, Track 32



Lord
Thumb of right "L" hand, palm facing left. touches left shoulder, then is brought down to touch right hip.



Shown
Right index finger is placed in left palm which is facing forward. Both hands move forward together.



No One
"O" hands, palms facing forward, shake back and forth in unison.



Glory
Middle finger of right hand touches upturned left flat hand, then is wiggled back and forth as it is raised up.



Go
Right "D" hand is held in front of body, index finger pointing up and palm facing forward. Move it forward and down in a slight arc until the index finger points forward.




Work
Right "S" hand, palm facing down, hits back of left "S" hand, palm facing down, several times.



Word
Left middle finger touches right palm, then right middle finger touches left palm. Bring flat hands are held together, palms touching and fingertips pointing forward, then opened with the little fingers still touching as if opening a book. (Signs for Jesus + book).



Grow
Fingertips of right hand sprout up out of closed left hand, spreading open as they move upward.



Gospel
Pinky finger edge of right "G" hand slides across the flat left hand from fingertips to heel several times.

How Beautiful

How beautiful! How beautiful!
How beautiful are the feet,
How beautiful! How beautiful!
Are the feet that bring good news.

Ev'ryone who calls on the name of the Lord,
Will be saved.

How then can they call on the one
they've not believed in?

And how can they believe in the one
they have not heard?

How can they hear without someone preaching?

How can they preach unless they are sent?

How beautiful! How beautiful!
How beautiful are the feet,
How beautiful! How beautiful!
Are the feet that bring good news.

Romans Ten, thirteen through fifteen.

about this Bible verse:

Words: adapted from Romans 10:13-15 ESV Music: Constance Dever ©2011

These verses remind us that God has chosen for others to hear the good news of salvation by sending His people to tell others about Him. They must go, if others are to hear and believe. That is how God has planned to save sinners. What a privilege this is to go and tell others! That is what makes their feet beautiful. Not that they have pretty feet, but that by using their feet to go tell others about Jesus, those others can know God and be saved from their sins.


How Beautiful: Romans 10:13-15

PFI NIV Songs 12, Track 33



Beautiful

Fingertips of right "and" hand are placed on the chin, then open up fingers and make a counter-clockwise circle around the face.



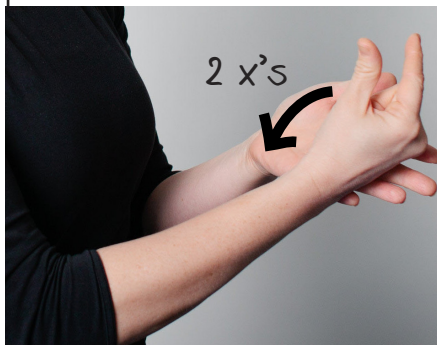
Feet (Footsteps)

Right flat hand is placed in front of left flat hand, both palms facing down. Hands alternate move back and forth.



Preach

Right "F" hand, palm facing forward, starts at the side of the face and moves forward with several small jerky movements.




Good News

Pinky finger edge of right "G" hand slides across the flat left hand from fingertips to heel several times.



Calls, Call

Cupped right hand, palm facing in, is held at chin then brought forward a short distance in a slight arc.



Saved

"S" hands are crossed in front of body, palms facing in. Move both hands out to the side while pivoting the palms to face outward.



Believed, Believe

Touch forehead with right index finger, then bring right hand down and clasp it in left hand in front of chest..



Heard, Hear

Cupped right hand is placed behind right ear.



Sent

Both flat hands point forward and to the left with palms facing down. Draw both hands back towards body, changing them into "A" hands.

God's One Big Plan

1. For - ev - er God has had One, Big Plan, To love a peo - ple from ev' - ry land, to

5 save them all through Je - sus Christ, who shed His blood to give e - ter - nal life. Oh, who is like the

10 Lord, our God? Who has shown such pow - er such love? No one, no one's like our God!

15 No one's shown such pow'r, such love, so for His glo - ry, for our joy, let's

20 know, let's grow, let's go! let's know, let's grow, let's go! 2. There's work for

25 us in God's One, Big Plan, to reach His peo - ple in ev' - ry land, Know

29 God and His Word, Grow like Je - sus, give, pray! Go to those lands, share the gos - pel to - day! Oh,

33 who is like the Lord, our God? Who have shown such pow - er such love, No one, no one's

38 like our God! No one's shown such pow'r, such love, so for His glo - ry,

43 for our joy, let's know, let's grow, let's go! let's know, let's grow, let's go!

How Beautiful

B \flat Eb B \flat F B \flat

How beau - ti - ful! How beau - ti - ful! How beau ti - ful are the feet. — How

4 Eb B \flat F F 7 B \flat Eb B \flat Eb B \flat

beau-ti - ful! How beau-ti-ful, Are the feet of those who bring good news. Ev-ry-one who calls on the

9 F B \flat Eb B \flat F Eb B \flat F B \flat

name of the Lord will be saved. Ev-ry-one who calls on the name of the Lord

14 Eb B \flat F Yes, but I have some questions! Eb B \flat F B \flat

will be saved. How then can they call on the one they've not be lieved in? And

18 Eb B \flat F B \flat Eb B \flat F B \flat

how can they be-lieve in the one they have not heard? How can they hear with-out some-one preach-ing?

22 Eb B \flat Eb F Well, it all goes back to those feet! B \flat Eb B \flat

How can they preach un-less they are sent? How beau - ti - ful! How beau - ti - ful! How

26 F B \flat Eb B \flat

beau ti - ful are the feet. — How beau - ti - ful! How beau - ti - ful, Are the

30 F F 7 F B \flat F B \flat

feet of those who bring good news. Ro-mans Ten, thir-teen thro' fif - teen.

Words: adapted from Romans 10:13-15 NIV 1984 Music: Constance Dever ©2012

How Firm a Foundation

Verse 3

“When thro’ fiery trials thy pathway shall lie,
My grace, all sufficient, shall be thy supply;
The flame shall not hurt thee; I only design
Thy dross to consume, and thy gold to refine.

Verse 4

“The soul that on Jesus hath leaned for repose
I will not, I will not desert to his foes;
That soul, tho’ all hell should endeavor to shake,
I’ll never, no, never, no, never forsake!”

about this hymn:

Words: John Rippon’s Selection of Hymns Music: Joseph Funk’s Genuine Church Music

Long ago, a man named John Rippon was thinking about this Bible truth, too. He wrote the words to a hymn called “How Firm a Foundation” We’re going to learn two verses from it.

God’s people know all God has an unbreakable plan to use all things in their lives for their good. He has planned that even their “fiery trials”—the hardest things that happen to them—that God will use them all to make them like Jesus. They do not have to like the fiery trials, but they can praise God for how He will use them for their good and His glory.

How Firm a Foundation, v.3

PFI NIV Songs 12, Track 34



Fiery, Flame, Consume

With palms facing in, wiggle fingers of both slightly curved open hands as you alternate moving the hands up and down several times. (Simulates flames of a fire)



Pathways

Flat hands, palms facing each other, move forward and progressively closer.



Grace

Touch lips with fingertips of both flat hands, then move hands forward until palms are facing upward.




Supply

Both modified "Z" hands are held at chest, then brought down and forward, as if giving something to someone.



Hurt

Index fingers are thrust towards each other several times until almost touching.



Design

Both hands, palms facing each other, point left, then are brought across body and point right.



Dross

Right hand, palm facing down, is placed under chin, fingers pointing left. Wiggle fingers a few times.



Gold

Right hand (middle finger) touches right ear, then is brought down to face front, wiggling fingers at the same time.



Refine

Pinky side of right "S" hand rests on top of thumb side of left "S" hand, palms facing in. Hands are pivoted in opposite directions several times, striking each other gently after each twist. Palm of downturned right hand slides down upturned left flat hand from wrist to fingertips.

How Firm a Foundation, v.4

PFI NIV Songs 12, Track 35



Soul

Touch the thumbs and index fingers of both "T" hands to each other, right hand above left, palms facing each other. Draw hands apart in an upward motion.



Jesus

Middle, bent finger of right "5" hand touches middle of left open palm, palms facing each other. Then middle, bent finger of left "5" hand touches middle of right open palm, palms facing each other.




Leaned

Right index finger is crossed over the top of the left index finger, palms facing down. Both hands are moved down a short distance.




Not

Thumb and index fingers of downturned right "5" hand are placed on sides of downturned "5" hand. The right hand pivots back and forth while keeping light contact with left hand.



Foes

Index fingers point and touch in front of chest, palms facing body, then are pulled sharply out to each side. Then make flat hands, palms facing each other and move them down simultaneously.



Endeavor

"A" hands, thumbs pointing up and palms towards body, are swung around and slightly down as if trying to move something out of the way.



Shake

Hold open hands in front of body, palms facing each other. Both hands are moved in and out, while wiggling fingers back and forth at the same time.



Never

Open, right hand, palm facing forward and fingers together, makes a short semi-circle out to the right, then moves straight down, similar to the shape of a question mark.



Forsake

Right open hand, palm on head and fingers pointed left, is wiped across forehead from left to right. End with right "A" hand near right temple.

For a Little While

For a little while you may have suffered,
Grief in all kinds of trials.
These have come that your faith,
May be proved genuine, be proved genuine.

Refrain:

Faith! Faith!
Which is of greater worth than gold,
Which perishes though refined by fire.
Faith! Faith!
Which is of greater worth than gold,
Which perishes though refined by fire.

For a little while you may have had suffered,
Grief in all kinds of trials.
These have come that your faith,
May result in praise, glory and honor. *Refrain*

about this Bible verse:

Words: adapted from 1 Peter 1:6-7 NIV 1984 Music: Constance Dever ©2011

God's people suffer, but only according to God's perfectly wise and good plan. He will only use their sufferings for His glory and their good. What kind of good? He will use their sufferings to grow their faith in Him, making it stronger, truer, and deeper. That's what this verse calls proving faith genuine. What other kind of glory? God has planned for all their sufferings to result in praise, glory and honor. That's because God is the one who perfectly planned their sufferings and gave them the strength to endure them. We may think gold and riches are worth a lot in this world--and they are because we can get many things with them. But, how God's people will thank God and praise Him for all the great things He did through their sufferings! For through them, God will give them something worth far more than all the gold in the world could get them.


For a Little While: 1 Peter 1:6-7, NIV 1984

PFI NIV Songs 12, Track 36



Little While

Side of right index finger moves along side of left index finger of left "H" hand, palm facing right.



Grief

"5" hands, slightly curved are held in front of the face then simultaneously moved down until the fingertips are level with the mouth, as mouth makes a sad expression.



Trials

Thumb of right "A" hand is pivoted back and forth on chin.



Faith

Right index finger touches forehead. Then, right "F" hand, palm facing in, hits left "F" hand, palm facing in, in a down-up-down motion, ending with right thumb-index finger resting on left thumb-index finger.



Genuine

Place the right index finger, palm facing left, on lower lip. Move the finger up and then out, making an arc.



Gold

Right hand (middle finger) touches right ear, then is brought down to face front, wiggling fingers at the same time.



Refined

Pinky side of right "S" hand rests on top of thumb side of left "S" hand, palms facing in. Hands are pivoted in opposite directions several times, striking each other gently after each twist. Palm of downturned right hand slides down upturned left flat hand from wrist to fingertips.



Praise

Clap the right hand on top of the left hand several times.



Honor

Both "H" hands start out from the body with palms facing each other and left hand in front of right hand. Both hands simultaneously make an upward arc and finish in same position but directly in front of the body.

Who Shall Separate Us?

Who shall separate us from the love of Christ?

Who shall separate us from the love of Christ?

Shall trouble? No! Shall Hardship? No!

Persecution, famine, nakedness? No!

Danger or sword? No!

In all these things we are conquerors

Through Him who loved us.

For I am convinced that neither death nor life,

Nor anything else in all creation,

Will be able to separate us

From God's love in Christ Jesus our Lord.

Romans Eight, thirty-five, eight and nine.

about this Bible verse:

Words: adapted from Romans 8:35,38,39, NIV 1984 Music: Constance Dever ©2011

God will always love His people and be with His people. Yes, there may be some very difficult things that they face. But even the most difficult things in this life...even death itself...will NEVER separate God's people from their loving Father in heaven. He bought them through the death of His only and only Son, Jesus. They are His dear people. He sets limits on what difficulties they will have to go through here on earth. He makes sure to give them everything they need to endure them. And one day, they will leave this world and go to live with Him, face-to-face. Never, ever will anything keep them from His very presence for all of eternity.

Who Shall Separate Us?: Romans 8:35,37-39

PFI NIV Songs 12, Track 37

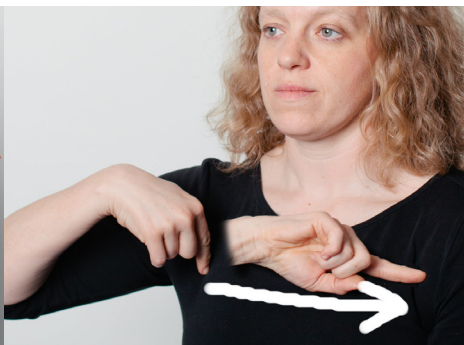


2x's


Who
Right thumb touches chin. Right index finger is wiggled up and down rapidly several times while lips form "Who."



Separate
Both "A" hands touch in front of body at the knuckles, then are thrust apart.



Us, We
Right index finger touches right shoulder, then moves left touch left shoulder.



Love, Loved
Fists are crossed on chest, palms facing body.



Christ
Right "C" hand is placed at right shoulder then moved down across chest, ending at right hip.



Tribulation, Distress
"5" hands, palms facing inward and middle fingers bend forward, alternate moving towards and away from chest several times.



Famine
Fingertips of right "C" hand, palm facing body, is placed on upper mid chest and moved down a short distance.



Danger
Left closed hand is held in front of body, knuckles facing right. Back of right "A" thumb is moved over the back of the left hand and up.



No
Index and middle finger of right "N" hand are held above extended right thumb, forming an "O".

Who Shall Separate Us?: Romans 8:35,37-39, continued

PFI NIV Songs 12, Track 37



Things

Both flat hands, palms facing up, are lowered in front of chest, then moved slightly out to each side.



Conquerors

Right "S" hand is placed across left "S" hand then brought over and down a bit.



Death

Hold both flat hands in front of body with fingertips pointing forward, right flat hand palm up and left flat hand palm down. Flip both over towards the left until the right palm is face down and the left palm is face up.



Life

Upturned thumbs of "A" hands move upward in front of chest in unison.




All

Left flat hand rests on back of right flat hand. Right flat hand is then brought up and around left hand and pivots so that back of right hand rests in left palm.



Creation

Both "5" hands, palms side down, are held in front of the body then spread outward and slightly up.



God

Right open hand, palm facing left, is held up above head level then brought down and back in a slight arc, ending with a "B" hand at the upper chest level.



Jesus

Middle, bent finger of right "5" hand touches middle of left open palm, palms facing each other. Then middle, bent finger of left "5" hand touches middle of right open palm, palms facing each other.



Lord

Both "X" hands, held near sides with palms facing up, move upward and outward in circles simultaneously.

How Firm a Foundation, vs.3-4

F B^b F C F B^b F Dm

1.How_ firm a foun - da - tion, ye saints of the Lord, Is_ laid for your faith in His
 2."Fear_ not, I am with thee; O be not dis-mayed, For_ I am thy God, and will
 3."When thro' fi - ery tri - als thy path - way shall lie, My grace, all su - fi - cient shall
 4."The soul that on Je - sus hath leaned for re - pose I_ will not, I will not de -

7 F C F Dm F

ex - cel - lent Word! What more can He say than to you He hath
 still give thee aid; I'll strength - en thee, help thee, and cause thee to
 be thy sup - ply; The flame shall not hurt thee; I on - ly de -
 sert to his foes; That soul, tho' all hell should en - deav - or to

12 C F B^b F Dm F C F

said, To_ you who for ref - uge to Je - sus have fled?
 stand, Up - held by My right - eous om - ni - po - tent hand.
 sign Thy_ dross to con - sume, and thy gold to re - fine.
 shake, I'll_ nev - er, no, nev - er, no, nev - er for - sake!"

Words: John Rippon's Selection of Hymns Music: Joseph Funk's Genuine Church Music

For a Little While

G C D G

For a lit - tle while you may have suf fered grief in all kinds of trials. These have come that your

6 D G C G

faith may be proved gen-u-ine, be proved gen-u - ine. Faith! Faith!which is of great-er worth than gold which

11 C D G G C D G D

per-ish-es though re-fined by fire. Faith! Faith!which is of great-er worth than gold which per-ish-es though re-

16 C G C D

fined by fire. For a lit - tle while you may have suf fered grief in all kinds of trials.

21 G D G G

These have come that your faith may re-sult in praise, glo - ry and hon - or. Faith! Faith!which is of

26 C G C D G

great-er worth than gold which per - ish - es though re - fined by fire.. Faith! Faith! which is of

30 C G D

great - er worth than gold which per - ish - es, though re -

32 C G D G D G

fined by fire. First Pet - er One, six through se - ven.

Words: adapted from 1 Peter 1:6-7 NIV 1984 Music: Constance Dever ©2012

Who Shall Separate Us?

Who shall se - par - ate us from the love of Christ? (no one!) Who shall se - par -

ate us from the love of Christ? (no one!) Shall trou - ble? No! Shall hard - ship? No!

Per - se - cu - tion, fa - mine, na - ked - ness No! Dan - ger or sword? No! In all these

things we are more than con - quer - ors, thru Him who loved us. For I am con -

vinced that nei - ther death nor life, nor a - ny - thing else in all cre - a - tion will be a - ble to

se - pa - rate us from God's love in Christ Je - sus our

Lord. Ro - mans Eight, thir - ty - five, eight and nine.

Words: adapted from Romans 8:35,38-39 NIV 1984 Music: Constance Dever ©2012

The Sands of Time Are Sinking

Verse 1

The sands of time are sinking,
The dawn of Heaven breaks,
The summer morn I've sighed for,
The fair, sweet morn awakes;
Dark, dark hath been the
midnight,
But dayspring is at hand.
And glory, glory dwelleth,
In Immanuel's land.

Verse 2

The King, there in his beauty,
Without a veil is seen,
It were a well-spent journey,
Though sev'n deaths lay
between;
The Lamb with his fair army,
Doth mercy doth expand,
And glory, glory dwelleth,
In Immanuel's land.

Verse 3

O Christ, He is the fountain,
The deep, deep well of love,
The streams of earth I've tasted,
More deep I'll drink above,
There to an ocean fullness,
His mercy doth expand,
And glory, glory dwelleth,
In Immanuel's land.

Verse 4

With mercy and with judgment,
My web of time He wove,
And aye the dews of sorrow,
Were lusted with His love,
I'll bless the hand that guideth,
I'll bless the heart that planned,
When throned where glory
dwelleth,
In Immanuel's land.

about this hymn:

Words: Anne R. Cousin Music : Constance Dever ©2012

Long ago, a woman named Anne Cousins was thinking about this Bible truth, too. She wrote the words to a hymn called "The Sands of Time Are Sinking." We're going to learn some of it.

People used to tell time with a hourglass. It would take exactly one hour for the sand to sink from the top of the glass to the bottom. God's people know that the sands of time are sinking...that the day when they will go to live at home with God in heaven is coming closer and closer. They will live out every day of their life, according to God's perfectly good plan. Then, they will go to be with Him in heaven. God's people are so excited for the day when they will live with God forever! At last they will get to see Him, their King, who gave up His life as the "Lamb of God"--the perfect sacrifice for their sins. Life here on earth may be difficult sometimes. There may be times of sorrow. But God's people trust in God's good plan for them every day they live here on earth; and, they happily look forward to getting to live in heaven--the glorious Land of Immanuel, which means God with us. There, they will at last live at home with their God... and there's no place as wonderful as home, especially this home.

The Sands of Time Are Sinking, verse 1

PFI NIV Songs 12, Track 38



Time
 Rotate thumb of right "T" hand in a clockwise circle on left flat palm, fingers pointing up, palm facing out.




Sinking
 Little finger of right flat hand is brought down firmly at a right angle onto left palm.



Heaven
 At head level, Right flat hand, palm facing down, makes a forward circle around left flat hand, palm facing down. Then both hands move out to each side while simultaneously changing them into bend hands.



Morn
 Left flat hand, palm facing body, is placed in crook of right arm. Right flat hand, palm facing up and fingers pointing forward, starts out horizontal to the ground, then is brought up and back towards body in an arc.



Midnight
 Right "B" hand points downward. The left open hand, fingers together and palm facing down, is held horizontally to body with the little finger edge resting against the right arm near the crook of the elbow.



Dayspring
 Fingertips of left flat hand rest in crook of right arm. Cupped right hand begins in front of left arm then is lifted up, mimicking the rising sun.



Glory
 Middle finger of right hand touches up-turned left flat hand, then is wiggled back and forth as it is raised up.



Dwelleth
 Upturned thumbs of "A" hands move upward in front of chest in unison.



Land
 Palm of right flat hand is moved in a counterclockwise motion on the underside of the left forearm near the elbow.

The Sands of Time Are Sinking, verse 2

PFI NIV Songs 12, Track 39



King

Side of right index finger moves along side of left index finger of left "H" hand, palm facing right.



Beauty

Fingertips of right "and" hand are placed on the chin, then open up fingers and make a counter-clockwise circle around the face.



Veil

Right open hand, palm facing in and fingertips pointing up, is passed across the face until fingertips point left.



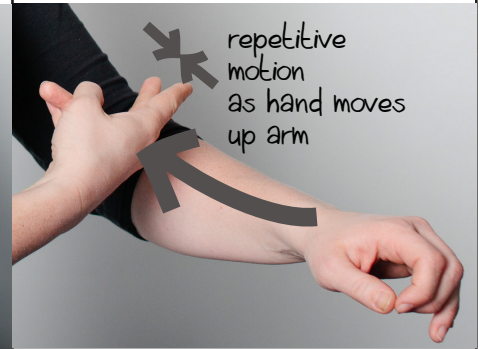
Journey

Fingers of right curved "V", palm facing down and fingers facing forward, move forward in a windy motion, imitating walking down a winding road.



Deaths

Hold both flat hands in front of body with fingertips pointing forward, right flat hand palm up and left flat hand palm down. Flip both over towards the left until the right palm is face down and the left palm is face up.



Lamb

Back of right "V" hand is placed on back of left forearm. Open and close right "V" fingers as they move up left forearm.



Stand

Both flat hands, palms facing up, are lifted up simultaneously to about shoulder height.



Glory

Middle finger of right hand touches up-turned left flat hand, then is wiggled back and forth as it is raised up.



Land

Palm of right flat hand is moved in a counter-clockwise motion on the underside of the left forearm near the elbow.

The Sands of Time Are Sinking, verse 3


PFI NIV Songs 12, Track 40



Christ
Right "C" hand is placed at right shoulder then moved down across chest, ending at right hip.



Fountain
Touch mouth with index finger of right W hand. Then place the curved right hand, palm facing body and fingers pointing up, in palm of curved left hand. Move the right hand up through left hand, pivoting hand until fingers face forward, spreading finger out as you end movement.



Love
Fists are crossed on chest, palms facing body.



Earth
Thumb and index fingers of downturned right "5" hand are placed on sides of downturned "5" hand. The right hand pivots back and forth while keeping light contact with left hand.



Above
Make a counterclockwise circle with right flat palm over left flat hand.



Ocean
Touch mouth with index finger of right W hand a couple times (sign for water); Then move both hands forward in wavy motion.



Mercy
Right flat hand, palm facing body, starts over heart, then circles around the left flat hand, also palm facing body, which is held a short distance from chest.



Glory
Middle finger of right hand touches upturned left flat hand, then is wiggled back and forth as it is raised up.



Land
Palm of right flat hand is moved in a counterclockwise motion on the underside of the left forearm near the elbow.

The Sands of Time Are Sinking, verse 4

PFI NIV Songs 12, Track 41



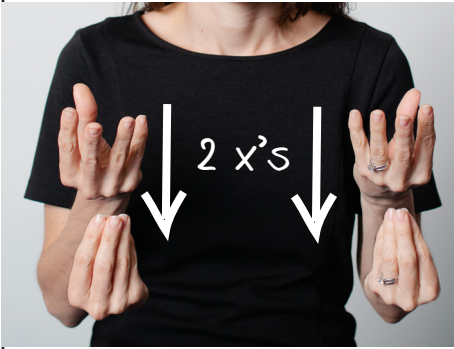
Mercy
Right flat hand, palm facing body, starts over heart, then circles around the left flat hand, also palm facing body, which is held a short distance from chest.



Judgment
Both "F" hands are held at side, fingers pointing forward. They alternate moving up and down a few times.



Time
Rotate thumb of right "T" hand in a clockwise circle on left flat palm, fingers pointing up, palm facing out.



Dews
Fingers of both hands are spread slightly apart and held up in front of chest. The fingers close together as both hands are brought down a short distance several times.



Love
Fists are crossed on chest, palms facing body.



Hand
Hold up right hand, palm facing out, fingers pointing up.



Heart
Middle fingers are used to traced out the shape of a heart on upper left chest.



Glory
Middle finger of right hand touches up-turned left flat hand, then is wiggled back and forth as it is raised up.



Land
Palm of right flat hand is moved in a counterclockwise motion on the underside of the left forearm near the elbow.

Many Live as Enemies

Many live as enemies of the cross of Christ,
Many live as enemies of the cross of Christ,
Their destiny is destruction,
Their mind's on earthly things,
Their mind's on earthly things.

But what about God's people?

But our citizenship is in heav'n,
Yes, our citizenship is in heav'n,
And we eagerly, we eagerly,
Await a Savior from there.
Philippians Three, eighteen through twenty.

about this Bible verse:

Words: adapted from Philippians 3:18-20 NIV 1984 Music: Constance Dever ©2011

All of us are sinners. We have all chosen to live life our own way, instead of God's good way. We deserve God's punishment, not eternal life with Him. But God sent His Son, Jesus, to save sinners like us. He took the punishment for sins when He died on the cross. On the third day, He rose from the dead in victory. Now all who turn away from their sins and trust in Him as their Savior are forgiven their sins. They belong to God. No longer are they people who belong in this world. They are citizens of heaven--that's where their home is. And one day, either they will die to go to live with Him; or, Jesus will come back and take them home, Himself. Oh, how wonderful that will be! God's people eagerly await for that day to come. No more sin and death! Such wonderful closeness with God always! Until that day, God's people will go on telling others the good news of Jesus. They don't want anyone to remain an enemy of the cross of Christ and face God's punishment. They want them to repent and receive eternal life.

Many Live as Enemies: Philippians 3:18-20

PFI NIV Songs 12, Track 42



Live

Upturned thumbs of "A" hands move upward in front of chest in unison.



Cross

Right "C" hand moves horizontally from left to right, then up and down. (Tracing out the two beams of wood of the cross.)



Christ

Right "C" hand is placed at right shoulder then moved down across chest, ending at right hip.



Destruction

Both "5" hands are held at up at side, right palm facing down and left palm facing up. Both hands close into "S" hands as they are brought in towards middle of the chest and crossed, then moved back out to each side of the body.



Earthy

Thumb and index fingers of downturned right "5" hand are placed on sides of downturned "S" hand. The right hand pivots back and forth while keeping light contact with left hand.



Citizenship (Home)

Place fingertips of right and hand at near chin moving toward the cheek with a slightly curved hand.



Heaven

Index and middle finger of right "N" hand are brought down to rest on index and middle finger of left "N" hand. Both sets of fingers are pointing outward diagonally.



Await

Both curved open hands are held palms facing up in front of body, right hand behind left hand. Wiggle all fingers.



Savior

"S" hands are crossed in front of body, palms facing in. Move both hands out to the side while pivoting the palms to face outward. Then both flat hands, palms facing each other make downward motion down sides of body.

You Were Publicly Exposed

You were publicly exposed,
To insult and persecution.
You sympathized with those in prison,
and joyfully accepted,
Confiscation of your property.

Why?

Because you knew, you knew, yourselves,
That you had better possessions,
Because you knew, you knew, yourselves,
That you had better possessions.

Therefore, do not throw away your confidence;
It will be richly rewarded.
Persevere so when you've done the will of God,
You will receive what He has promised.
Hebrews Chapter Ten, thirty-two through thirty-six.


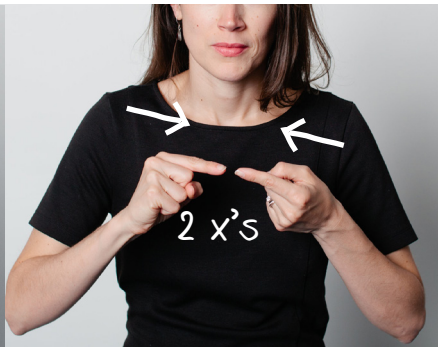
about this Bible verse:

Words: adapted from Hebrews 10:32-36 NIV 1984 Music: Constance Dever ©2011

Sometimes God's people have to suffer terrible things because they believe in Jesus. Sometimes, they have even had their home and all of their possessions (things) taken from them. How awful! But, God's people know that as wonderful are the things they enjoy in this world, these things are nothing compared to what awaits for them in heaven. God has promised to reward them with things that are so good that they can't even be imagined. Best of all, will be living close to God in the depths of His love. Not only will all of this be far better than anything they know here on earth; but, these will never, ever end. They will abide forever. That's why God's people can even endure this kind of hard thing with confidence. They are waiting for their wonderful home in heaven.

You Were Publicly Exposed: Hebrews 10:32-36


PFI NIV Songs 12, Track 43



Exposed
Right index finger is placed in left palm which is facing forward. Both hands move forward together.

Persecution
Index fingers are thrust towards each other several times until almost touching.

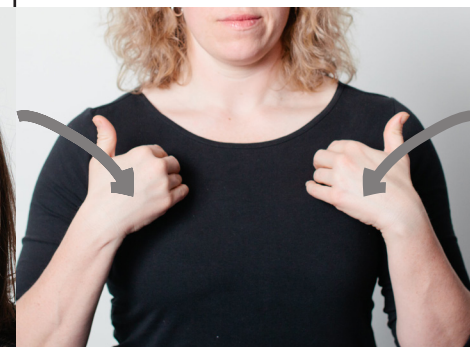
Prison
Right "B" hand with open fingers pointing up, palm facing in, is brought forward and down to rest on open fingers of left hand, palm facing in and fingers pointed right. Simulates prison bars.



Joyfully
Both flat hands are moved in a forward circular motion with palms brushing chest on the inward portion of the circle.

Property
Thumb and fingers of both hands, palms facing up, are moved back and forth over each other, as if feeling imaginary soil in each hand.

You
Point right index finger forward.



Knew
Pat forehead with right fingers several times.

Possessions
Touch lips with fingers of right flat hand; then, close hand into an "A" shape as you move it up and to the right side of head.


Possessions
Fingertips of both bend hands are placed on chest.

You Were Publicly Exposed: Hebrews 10:32-36

PFI NIV Songs 12, Track 43



Throw Away
 "5" hands, palms facing each other, make simultaneous downward motion as if discarding something.



Confidence
 Touch chest below shoulders with fingertips of both open hands. Then move hands forward forcefully, changing them into "S" hands.



Rewarded
 Both modified "Z" hands are held at chest, then brought down and forward, as if giving something to someone.




Persevere
 Thumb of right "A" hand is pivoted back and forth on chin.



Done
 Move open hands, palms down side to side at the same time.




Will
 Fingertips of right "V" hand are placed in palm of left flat hand which palm is facing right and fingertips facing forward. Fingertips of right "V" hand are then lifted from left palm, pivoted clockwise then placed back down on left palm.



God
 Right open hand, palm facing left, is held up above head level then brought down and back in a slight arc, ending with a "B" hand at the upper chest level.



Receive
 Open hands, palms, facing body, are held away from chest, right hand over the left. Both hands are brought towards body, ending with "S" hands, with pinky side of right hand resting on top of index-thumb side of left hand.



Promised
 Touch lips with right index finger; then move flat right hand down and slap it against the thumb and index finger side of the closed left hand.

The Sands of Time Are Sinking, vs.1-4

C Am C F C Am F G(sus4) G C Am C

1.The sands of time are sink - ing, the dawn of Hea - ven breaks, The sum - mer morn I've
 2.The King there in his beau - ty, with - out a veil is seen. It were a well spent
 3.O Christ, He is the foun - tain, the deep, deep well of love, The streams on earth I've
 4.With mer - cy and with judg - ment my web of time He wove, And aye the dews of
 5.Oh! I am my Be - lov - ed's and my Be - lov - ed's mine! He brings a poor, vile
 6.The bride eyes not her gar - ments, but her dear Bride groom's face, I will not gaze at

6 F C Am F G F G C G Am

sighed for, the fair sweet morn a - wakes; Dark, dark hath been the mid - night, but
 jour - ney though sev'n deaths lay be - tween; The Lamb with his fair ar - my, Doth
 tast - ed, more deep I'll drink a - bove, There to an o - cean full - ness, His
 sor - row were lus - tred with his love, I'll bless the hand that guid - ed, I'll
 sin - ner in - to his "house of wine," I stand up - on his mer - it, I
 glo - ry but on my King of Grace: Not at the crown he giv - eth, But

11 F G Am C F G C G Am F C G7 C(sus4) C

day - spring is at hand. And glo - ry, glo - ry dwel - leth in Im - man uel's land.
 on Mount Zi - on stand, And glo - ry, glo - ry dwel - leth in Im - man uel's land.
 mer - cy doth ex - and, And glo - ry, glo - ry dwel - leth, in Im - man uel's land.
 bless the heart that planned, When throned where glo - ry dwel leth, in Im - man uel's land.
 know no oth - er stand, Not e'en where glo - ry dwel - leth, in Im - man uel's land.
 on his pier - ced hand; The Lamb is all the glo - ry of Im - man uel's land.

Words: Anne R. Cousin Music: Constance Dever ©2012

Many Live as Enemies



Ma - ny live as e - ne-mies of the cross of Christ, Ma - ny live as e - ne-mies of the cross of

8 Christ, Their des-tin-y is de - struc-tion, Their mind's on earth ly things, their mind's on earth ly things.

16 But what about God's people? But our ci-ti-zen-ship is in heav'n Yes, our ci-ti-zen-ship is in

21 heav'n, And we eag - er - ly, we eag - er - ly, a - wait a Sav - ior from

25 there. Phi - lip - pi - ans Three, ver - ses eigh - teen thru' twen - ty.

Words: adapted from Philippians 3:18,19,20 NIV 1984 Music: Constance Dever ©2012

You Were Publicly Exposed

Dm Gm Dm B^b A Dm

You were pu - blic-ly ex - posed to in - sult and per - se cu - tion,___

5 Gm Dm A

___ You sym-path - ized with those in pri-son and joy-ful - ly ac-cept-ed con-fis -

9 Dm Gm Dm

ca-tion of your pro-per-ty. Why? Be-cause you knew, you knew your - selves, that you

13 Gm A B^b Dm Gm

had bet-ter pos-ses-sions, Be-cause you knew, you knew you

17 Dm A Dm

had bet - ter pos-ses - sions. So... Do not throw a - way your

21 Dm A Dm Gm A Dm A Dm

con - fi-dence; it will be rich - ly re - ward - ed. Per-se-vere so when you've

25 A Dm Dm Gm Dm

done the will of God. You will re - ceive what He has pro - mised.

28 A Dm A Dm

He - brews Ten, thir - ty - two thru' thir - ty - six.

To God Be the Glory

Verse 1

To God be the glory, great things He hath done;
So loved He the world that He gave us His Son,
Who yielded His life an atonement for sin,
And opened the lifegate that all may go in.

Refrain:

Praise the Lord, praise the Lord,
Let the earth hear His voice!
Praise the Lord, praise the Lord,
Let the people rejoice!
O come to the Father, thro' Jesus the Son,
And give Him the glory,
great things He hath done.

Verse 3

Great things He hath taught us,
Great things He hath done;
And great our rejoicing thro' Jesus the Son,
But purer, and higher, and greater will be
Our wonder, our vict'ry, when Jesus we see. (*refrain*)

about this hymn:


Words: Fanny J. Crosby Music: William H. Doane

Long ago, a woman named Fanny Crosby was thinking about this Bible truth, too. He wrote the words to a hymn called "To God Be the Glory." We're going to learn a few verses from it.

We give glory to God for giving us His Son to be the payment for sins. Sinners could never pay for their sins. Only by Jesus giving up His life in the place of sinners could there ever be a way for them to come to the Father.

To God Be the Glory, v.1


PFI NIV Songs 12, Track 44



God
Right open hand, palm facing left, is held up above head level then brought down and back in a slight arc, ending with a "B" hand at the upper chest level.

Glory
Middle finger of right hand touches upturned left flat hand, then is wiggled back and forth as it is raised up.



Done
Move open hands, palms down side to side at the same time.



Loved
Fists are crossed on chest, palms facing body.

World, Earth
Thumb and index fingers of downturned right "5" hand are placed on sides of downturned "S" hand. The right hand pivots back and forth while keeping light contact with left hand.

Gave
Both modified "Z" hands are held at chest, then brought down and forward, as if giving something to someone.



Yielded
Both "A" hands are held in front of body, palms facing down. Bring both hands up simultaneously while forming open hands, palms facing forward.

Atonement
Both "F" hands are held in front of body, right hand further out than the left hand, both palms facing down. Hands pivot back and forth towards body in opposite directions.

Lifegate
Point fingertips of both hands together, palms facing body. Pivot right hand back and forth a few times.

To God Be the Glory, v.1

PFI NIV Songs 12, Track 44




Praise
Clap the right hand on top of the left hand several times.




Hear
Cupped right hand is placed behind right ear.



Voice
The index and middle fingers of the right "V" hand are placed on throat, then brought forward under chin and out.



People
"P" hands, held side by side, make alternating forward circles.



Rejoice
Both upright hands pretend to grasp imaginary flags and wave them in small circles at head height.



Come
Move right pointer finger in a slight arc towards self.



Father
Tap thumb of right "5" hand on forehead a few times.



Jesus
Middle, bent finger of right "5" hand touches middle of left open palm, palms facing each other. Then middle, bent finger of left "5" hand touches middle of right open palm, palms facing each other.




Things
Both flat hands, palms facing up, are lowered in front of chest, then moved slightly out to each side.

To God Be the Glory, v.3

PFI NIV Songs 12, Track 45



Great
Make a counterclockwise circle with right flat palm over left flat hand.



Taught
Place both "And" hands at front sides of the head,, fingers facing each other. Move both hands forward simultaneously.



Done
Move open hands, palms down side to side at the same time.




Rejoicing
Both flat hands are moved in a forward circular motion with palms brushing chest on the inward portion of the circle.



Jesus
Middle, bent finger of right "5" hand touches middle of left open palm, palms facing each other. Then middle, bent finger of left "5" hand touches middle of right open palm, palms facing each other.



Purer
Palm of downturned right hand slides down upturned left flat hand from wrist to fingertips.



Greater
Hold both bent hands in front of body, fingertips of right resting on top of fingertips of left. Raise the right hand a short distance.




Wonder
Both flat open hands, palms facing forward, are moved up and forward a few times.



See
Index and middle finger of right "V" hand, palm facing in, are placed near eyes then moved forward.

To God Be the Glory, v.3

PFI NIV Songs 12, Track 45



Praise
Clap the right hand on top of the left hand several times.



Hear
Cupped right hand is placed behind right ear.



Voice
The index and middle fingers of the right "V" hand are placed on throat, then brought forward under chin and out.



People
"P" hands, held side by side, make alternating forward circles.



Rejoice
Both upright hands pretend to grasp imaginary flags and wave them in small circles at head height.



Come
Move right pointer finger in a slight arc towards self.



Father
Tap thumb of right "5" hand on forehead a few times.



Jesus
Middle, bent finger of right "5" hand touches middle of left open palm, palms facing each other. Then middle, bent finger of left "5" hand touches middle of right open palm, palms facing each other.



Things
Both flat hands, palms facing up, are lowered in front of chest, then moved slightly out to each side.

Shout with Joy to God

Shout! Shout! Shout with joy!
Shout with joy to God all the earth!
Sing! Sing! Sing the glory!
Sing the glory of His name!
Say! Say! Say to God!
Say to God, "How awesome are your deeds."
Come, Come, Come and see,
Come and see what God has done!
Let me tell you what He has done for me!
Psalm Sixty-six, one through three, five, nine, sixteen.

about this Bible verse:

Words: adapted from Psalm 66:1-3,5,9,16 NIV 1984 Music: Constance Dever ©2011

God's people delight in God's glory. He has been so good to them! He has given His Son to save them from their sins. He has taken care of every other need they have ever had. He has filled them with His Holy Spirit and they have fellowship with Him in their heart. They have never lacked any good thing and they never will their whole life. They want to praise the LORD all the time. They want others to join them in magnifying His name (praising Him) and in knowing Him, themselves. To be one of God's people is the best blessing anyone can ever have.


Shout with Joy to God: Psalm 66

PFI NIV Songs 12, Track 46



Shout

Curved open hand is placed in front of mouth and moved forward and upward. Some open their mouth as they make this motion.



God

Right open hand, palm facing left, is held up above head level then brought down and back in a slight arc, ending with a "B" hand at the upper chest level.



Sing

Wave the right flat hand back and forth over left flat hand.



Name

Index and middle finger of right "N" hand are brought down to rest on index and middle finger of left "N" hand. Both sets of fingers are pointing outward diagonally.



Say

Right index finger touches mouth then makes a small forward circle as it moves to point outward.



Awesome

Move right "5" hand, back in forth in front of face a few times.



Deeds

Right "S" hand, palm facing down, hits back of left "S" hand, palm facing down, several times.



Come

Move right pointer finger in a slight arc towards self.



Done

Move open hands, palms down side to side at the same time.

To God Be the Glory, vs.1,3

B \flat E \flat B \flat E \flat A \flat E \flat F 2

1.To God be the glo - ry great things He hath done; So loved He the world that He gave us His
 2.O per - fect re-demp-tion,the pur-chase of blood, To ev - 'ry be - liev - er the prom-ise of
 3.Great things He hath taught us,great things He hath done, And great our re - joic - ing thro' Je - sus the

8 B \flat E \flat B \flat E \flat A $\flat+2$ E \flat B \flat^7

Son, Who yield - ed His life an a - tone-ment for sin, And o-pened the life-gate that all may go
 God; The vil - est of-fend-er who tru - ly be - lieves, That mo-ment from Je - sus a par-don re-
 Son; But pur - er,and high-er, and great - er will be Our won-der, our vic - t'ry,when Je - sus we

16 E \flat B \flat E \flat B \flat B \flat B \flat B \flat^7

in. Praise the Lord, praise the Lord, Let the earth hear His voice. Praise the Lord praise the Lord, let the
 ceives.
 see.

23 E \flat B \flat^7 E \flat B \flat

peo - ple re - joice. O come to the Fa - ther through Je - sus the

28 E \flat A $\flat-2$ Fm E \flat B \flat E \flat B \flat^7 E \flat

Son, And give Him the glo - ry great things He hath done.

Words: Fanny J. Crosby Music: William H. Doane

Shout with Joy

B \flat Dm E \flat F B \flat E \flat Dm F

Shout! Shout! Shout with joy! Shout with joy to God, all the earth!

5 B \flat Dm E \flat F B \flat E \flat F B \flat

Sing! Sing! Sing the glo - ry! Sing the glo - ry of His name!

9 Dm E \flat F B \flat E \flat F

Say! Say! Say to God, Say to God, "How awe-some are your deeds."

13 B \flat Dm E \flat F B \flat E \flat F B \flat

Come, Come, Come and see, Come and see what God has done!

17 Dm E \flat F B \flat F B \flat

Let me tell you what He has done for me! Psalm Six - ty - six, one thru' three, five, nine, six teen.

Words: adapted from Psalm 66:1-3,59,16 NIV 1984 Music: Constance Dever ©2012

