



**Unit 11 ESV Songbook
The God Who Saves**



Curriculum for preschool and elementary age children,
training tools, music and other Resources
are available for download or to order at:
www.praisefactory.org

© 2015 Praise Factory Media all rights reserved. May be reproduced by licensed user for classroom purposes only.

This and many other resources are available online at www.praisefactory.org

Scripture quotations marked (NIV) are taken from the Holy Bible, New International Version®, NIV®, Copyright © 1973, 1978, 1984 by Biblica, Inc.™ Used by permission of Zondervan. All rights reserved worldwide.www.zondervan.com

Scripture quotations marked (ESV) are from The Holy Bible, English Standard Version® (ESV®), copyright © 2001 by Crossway, a publishing ministry of Good News Publishers. Used by permission. All rights reserved.

Scripture quotations marked HCSB are taken from the Holman Christian Standard Bible®, Copyright © 1999, 2000, 2002, 2003, 2009 by Holman Bible Publishers. Used by permission. Holman Christian Standard Bible®, Holman CSB®, and HCSB® are federally registered trademarks of Holman Bible Publishers.

The Psalm Behind the Name

Psalm 100

(v.1) Make a joyful noise to the Lord, all the earth!

(v.2) Serve the Lord with gladness!

Come into His presence with singing!

(v.3) Know that the LORD, He is God!

It is He who made us, and we are His;

We are His people, and the sheep of His pasture.

(v.4) Enter His gates with thanksgiving,

And His courts with praise!

Give thanks to Him; bless His name!

(v.5) For the Lord is good;

His steadfast love endures forever,

And His faithfulness to all generations.

May this curriculum help you to be manufacturers of noisy joy unto the Lord (v.1).
To sing (v.2), to know (v.3), and to worship Him with thanksgiving and praise (v.4),
that the witness of His great faithfulness might continue through all generations (v.5).

The Lord is amazing! He's not like anyone else!

Constance Dever

January 27, 2015

Table of Contents

The PFI Companion Resources	7
About the PFI Songbooks	7
Other Praise Factory Resources	8
PFI ESV Songs 11 Track Numbers	9
<u>OPENING MUSIC--Used every session</u> <i>(Lyrics and Lead Sheets for each)</i>	12
PFI Theme Song	
WoGoLOA Song	
Big Q & A 11 Song	
Big Question 11 Song: How Can We Be Saved?	
Unit 11 Bible Song: The Free Gift of God Romans 6:23, ESV	
<u>RESOURCES FOR EACH BIBLE TRUTH</u> <i>(Lyrics, Sign Language and Lead Sheets for each)</i>	
UNIT11, BIBLE TRUTH 1 RESOURCES	
Bible Truth: God Saves Sinners Who Confess Their Sins	24
Hymn: Beneath the Cross of Jesus, v.2	
Bible Verse: If We Say We Have No Sin 1 John 1:8-9, ESV	
Bible Verse: If We Say 1 John 1:8-9, ESV	
UNIT 11, BIBLE TRUTH 2 RESOURCES	33
Bible Truth: Jesus Is the Only Way to Be Saved	
Hymn: To God Be the Glory, v.1	
Bible Verse: In My Father's House John 14:2-6, ESV	
UNIT 11, BIBLE TRUTH 3 RESOURCES	
Bible Truth: We Must Trust Jesus as Our Savior and Obey Him as Our Lord	40
Hymn: To God Be the Glory, v.2	
Bible Verse: If You Confess with Your Mouth Romans 10:9-10, ESV	
UNIT 11, BIBLE TRUTH 4 RESOURCES	
Bible Truth: The Holy Spirit Changes Our Hearts So We Can Be Saved	47
Hymn: Amazing Grace, vs.1,2	
Bible Verse: He Saved Us Titus 3:5-7, ESV	
Bible Verse: I Will Give You a New Heart Ezekiel 36:26, ESV	

The PFI Companion Resources

While all the PFI resources are available for download at praisefactory.org, many of the resources are available for purchase as hard copies, too.

There are three companion resources for each of the sixteen PFI units:

PFI Unit Core Curriculum Book (ESV/NIV) --offered for each unit

The PFI Core Curriculum books contain the curriculum introduction, lesson plan, stories and activities for each Bible Truth in a unit. There are three stories per Bible Truth: an Old Testament, New Testament and church history/missions story. All three reinforce the same Bible truth concept, but from a different perspective. Each story has its own set of eleven response activities.

➔ PFI Unit Songbook (ESV/NIV) --offered for each unit

The PFI Unit Songbooks provide lead sheets and sign language for every song used in a unit. The audio music is available for download online at www.praisefactory.org.

PFI Unit Prontos (ESV/NIV) --offered for each unit

The PFI Prontos books provide all of the unit's take home sheets. They are offered separately from the rest of the curriculum because they are usually photo-copied. These take-home sheets include the key concepts, lyrics to the songs, the session story, some review questions, a prayer and an activity sheet.

All of these materials may be photocopied for non-commercial church, classroom or school use by licensed users.

About the PFI Songbooks

Music is a very powerful way to place truths in the heart for a lifetime.

For this reason, every Big Question and all the Bible verses are set to music. These songs are also available for download. What makes this music different is that it is directly related to each lesson. Your kids are listening to what you are teaching in class and through the power of music, are far more likely to retain it.

The curriculum is available in

- NIV 1984 (the Bible version used for the 1st edition of the curriculum) and
- a (largely) ESV version

Bible Truth Hymn:

One or more verses of a hymn are included with every Bible truth. The lyrics, a short explanation about the hymn, lead sheet music and sign language are all found in this book. The PFI Core Curriculum provides more resources for use with the hymn, including in-depth discussion questions about the hymn and how it ties in with the Bible truth and the stories. Song games that can be used with the sign language are included in the back of this songbook. The audio for every hymn is found online for download.

Bible Truth Bible Verse:

Each Bible Truth has a Bible verse that is central to the concept. This verse has been set to music to help the children remember it. As with the Bible Truth hymn, the lyrics, a short explanation about the Bible verse, lead sheet music and sign language for this verse are all found in this book. And, the PFI Core Curriculum provides more resources for use with the Bible verse song, including in-depth discussion/questions about the verse and how it ties in with the Bible truth and the stories. Song games that can be used with the sign language are included in the back of this songbook. The audio for every song is found online for download.

Extra Songs

Sometimes an extra hymn or Bible verse song/s are included in the music for a particular Bible Truth. Sometimes it is another version of music for the same song which might better suit older/younger children. Many times it is a completely different verse that relates well to the Bible Truth. This is especially true of the ESV version. For these songs, the lyrics, a short explanation about the Bible verse, lead sheet music and sign language for this verse are all found in this book. There are no additional discussion questions in the PFI Core Curriculum related to these songs. The audio for these songs are found online for download.

Other Praise Factory Resources

PFI: Praise Factory Investigators is the third in a family of three, inter-related curriculums:

- Hide 'n' Seek Kids (focus group: ages 2-4; adaptable range: ages 2-pre-K 5's)
- Deep Down Detectives (focus group: ages 4--6's; adaptable range: ages 3-2nd grade)
- PFI: (focus group: grades K-5th grade; adaptable range: pre-K 5's-6th grade)

Each curriculum teaches the same biblical themes, but present them in greater depth as the children grow and develop. Together, the curriculums work like an expanding spiral of truth that returns to reinforce the same truths with each curriculum, while leading the children to deeper understanding with each step up.

Learn more about these curriculums as well as other resources and ideas for reaching children with the gospel at: www.praisefactory.org.

PFI ESV SONGS II TRACK NUMBERS

This is a listing of all songs mentioned in the unit curriculum. You may or may not choose to use all of the songs. They are listed in easy-reference order--NOT in the order used in the curriculum.

You may choose to simply burn a CD/load them onto an mp3 device in this order. Or, you may want to do what we do: choose the songs we want to use and create a playlist of them in that order. Then, we burn a CD/upload the playlist onto an mp3 device. A teacher only has to click forward to the next song, instead of hunting for the right track. The track number have been included as part of the title of each song, teachers will still have a reference to the track number listed in the curriculum (same as those listed below), even if you change the order on your customized playlist.

- 1 PFI Theme Song
- 2 WoGoLOA Rules Song

UNIT 11: THE GOD WHO SAVES

- 3 Big Q & A 11 Song
- 4 Big Question 11 Song: How Can We Be Saved?
- 5 Unit 11 Bible Song: The Free Gift of God Romans 6:23, ESV

Bible Truth 1: God Saves Sinners Who Confess Their Sins

- 6 Hymn: Beneath the Cross of Jesus, v.2
- 7 Bible Verse: If We Say We Have No Sin 1 John 1:8-9, ESV
- 8 *Extra Bible Verse: If We Say 1 John 1:8-9, ESV*

Bible Truth 2: Jesus Is the Only Way to Be Saved

- 9 Hymn: To God Be the Glory, v.1
- 10 Bible Verse: In My Father's House John 14:2-6, ESV

Bible Truth 3: We Must Trust Jesus as Our Savior


- 11 Hymn: To God Be the Glory, v.2
- 12 Bible Verse: If You Confess with Your Mouth Romans 10:9-10, ESV

Bible Truth 4: The Holy Spirit Changes Our Hearts So We Can Be Saved


- 13 Hymn: Amazing Grace, v.1
- 14 Hymn: Amazing Grace, v.2
- 15 Bible Verse: He Saved Us Titus 3:5-7, ESV
- 16 *Extra Bible Verse: I Will Give You a New Heart Ezekiel 36:26, ESV*

Why the Extra Songs?

PFI is a curriculum used by a wide age-span of kids. Sometimes one of the other songs is a better fit for your kids. Or, you may simply want to teach them more songs on the same Bible Truth. Use as many or as few as you want.



Unit 11 Opening Music
songs used every session
lyrics and lead sheets



PFI Theme Song

PFI ESV Songs 11, Track 1

We're PFI: Praise Factory Investigators,
Diggin' deep down for truths in God's Word,
That's PFI: Praise Factory Investigators,
Diggin' deep down for truths in God's Word,
We're looking for answers to very big questions,
Big questions about God,
If you're looking for answers to very big questions 'bout
God, come along...

Join PFI: Praise Factory Investigators,
Diggin' deep down for truths in God's Word,
That's PFI: Praise Factory Investigators,
Diggin' deep down for truths in God's Word.
Deep down, diggin' down, Let's go diggin' down,
Deep down, diggin' down,
'Til answers to all our Big Questions we've found.

We're PFI: Praise Factory Investigators,
Diggin' deep down for truths in God's Word,
That's PFI: Praise Factory Investigators,
Diggin' deep down for truths in God's Word.

WoGoLOA Rules Song

PFI ESV Songs 11, Track 2

Refrain:

WoGoLOA means "Worship God
and love one another,"

WoGoLOA means "Worship God
and love one another."

WoGo means "Worship God."

Sound off, 1,2,3,

Joyfully take part,

Listen to others,

Obey your teachers. (*Refrain*)

LOA means "Love One Another."

Sound off, 1,2,3,

Be kind,

Be encouraging,

Help others, help others. (*Refrain twice*)

Big Q & A 11 Song

PFI ESV Songs 11, Track 3

How can we be saved?

How can we be saved?

How can we be saved?

It is God's free gift!

Words: Constance Dever Music: Adapted Nursery Rhyme ©2012

Unit 11 Bible Verse Song: The Free Gift of God

PFI ESV Songs 11, Track 5

The free gift of God is,

The free gift of God is,

The free gift of God is....what?

The free gift of God is eternal life

Through Jesus, through Jesus

The free gift of God is eternal life through Jesus. (repeat)

Romans Six, twenty-three.

Big Question 11 Song: How Can We Be Saved?

PFI ESV Songs 11, Track 4

Refrain

How can we be saved? How can we be saved?

How can we be saved? It's God's free gift.

How can we be saved? How can we be saved?

How can we be saved? It's God's free gift through Christ.

Verse 1

I disobey God, I need a Savior,

You disobey God, You need a Savior,

We all disobey God, We need a Savior,

To save us from our sins.

Refrain

Verse 2

Jesus, He paid the price, the perfect sacrifice,

On the cross, gave His life,

Bought us eternal life,

Takes away all our sin,

Makes our hearts clean within,

When we repent and believe in Him.

Refrain

PFI Theme Song

PFI ESV Songs 11, Track 1

Musical notation for the first system (measures 1-3). The key signature is one flat (Bb) and the time signature is 4/4. The melody is in the treble clef, and the bass line is in the bass clef. Chord symbols above the staff are Cm, Cm(#5), Cm6, Cm(#5), Cm, and Cm(#5). The melody consists of quarter and eighth notes with some rests.

Musical notation for the second system (measures 4-6). The key signature is one flat (Bb) and the time signature is 4/4. The melody is in the treble clef, and the bass line is in the bass clef. Chord symbols above the staff are Cm6, Cm(#5), Cm, Cm(#5), Cm6, and Cm(#5). A triplet of eighth notes is marked with a '3' above it. The lyrics are: "We're P F I, Praise Fac - try In-ves -ti -ga - tors,".

Musical notation for the third system (measures 7-9). The key signature is one flat (Bb) and the time signature is 4/4. The melody is in the treble clef, and the bass line is in the bass clef. Chord symbols above the staff are Cm, Cm(#5), Cm6, Cm(#5), Cm, and Cm(#5). A triplet of eighth notes is marked with a '3' above it. The lyrics are: "Dig-ging deep down for truths in God's Word, That's P F I, Praise Fac -

Musical notation for the fourth system (measures 10-12). The key signature is one flat (Bb) and the time signature is 4/4. The melody is in the treble clef, and the bass line is in the bass clef. Chord symbols above the staff are Cm6, Cm(#5), Cm, G7, and Cm. The lyrics are: "- try In-ves -ti -ga - tors, Dig-ging deep down for truths in God's Word, We're

Musical notation for the fifth system (measures 13-15). The key signature is one flat (Bb) and the time signature is 4/4. The melody is in the treble clef, and the bass line is in the bass clef. Chord symbols above the staff are Cm(#5), Cm6, Cm(#5), Cm, Cm(#5), Cm6, Cm(#5), G7, Cm, and Cm. The lyrics are: "look-ing for an swers, to ve -ry big ques tions, Big ques-tions 'bout God, If you're

17 Cm(#5) Cm⁶ Cm(#5) Cm Cm(#5) Cm⁶ Cm(#5) G⁷ Cm Cm

look-ing for an swers, to ve - ry big ques tions, 'bout God, come a - long, Join

21 Cm Cm(#5) Cm⁶ Cm(#5) Cm Cm(#5)

P F I, Praise Fac - try In - ves - ti - ga - tors, Dig - ging deep down for

24 Cm⁶ Cm(#5) Cm Cm(#5) Cm⁶ Cm(#5) Cm

truths in God's Word, That's P F I, Praise Fac - try In - ves ti - ga - tors, Dig - ging deep down for

28 G⁷ Cm B^b Cm Gm

truths in God's Word. Deep, - down, dig - gin' down, Let's go dig - gin' down,

32 Cm B^b Cm G⁷

Deep, - deep, dig - gin' down, 'Til an - swers to all our Big

36 Cm Cm(#5) Cm⁶ Cm(#5) Cm Cm(#5) 3

Ques-tions we've found...

40 Cm⁶ Cm(#5) Cm Cm(#5) Cm⁶ Cm(#5) Cm Cm(#5)

We're P F I, Praise Fac - try. In-ves ti-ga-tors, Dig-ging deep down_ for

44 Cm⁶ Cm(#5) Cm Cm(#5)

truths in God's Word, That's P F I, Praise Fac -

46 Cm⁶ Cm(#5) Cm ritard G⁷ Cm

- try_ In-ves ti-ga-tors, Dig-ging deep down_ for truths in God's Word.

WoGoLOA Rules Chant

PFI ESV Songs 11, Track 2

Kids! This is our rules song. It reminds us of things we can do that help us all to worship God and love one another during our time together in Praise Factory!

C **F** **C**
* sung by Groups A & B

Wo-Go-LO - A means wor-ship God and love one a - noth - er._____ Wo-Go-LO - A means

6 **F** **C** **G** **C** * spoken (not sung) back and forth between Groups A & B

wor-ship God and love one a - noth - er._____ Wo-Go means, "Wor-ship God!" Sound off...

12

1 - 2 - 3! Joy-ful - ly...take part! Lis- ten... to oth - ers!___ O- bey...your tea- chers!

19 **C** **F** **C**
* sung by Groups A & B

Wo-Go-LO - A means wor-ship God and love one a - noth - er._____ Wo-Go-LO - A means

24 **F** **C** **G** **C** * spoken (not sung) back and forth between Groups A & B

wor-ship God and love one a - noth - er._____ LO-A means, "Love one a noth er" Sound off!

30

1 - 2 - 3! Be... kind! Be en... cour-ag - ing! Help... oth - ers!

37 **C** **F** **C**
* sung by Groups A & B

Wo - Go-LO - A means wor - ship God and love one a - noth - er._____

41 **F** **C** **G** **C**

Wo - Go-LO - A means wor - ship God and love one a - noth - er._____

Words and Music: Constance Dever ©2012

Big Q & A 11 Song

PFI ESV Songs 11, Track 3

C G

How can we be saved? How can we be saved?

5 C G⁷ C

How can we be saved? It is God's free gift!

Words: Constance Dever Music: Adapted Nursery Rhyme ©2012

The Free Gift of God: Romans 6:23

PFI ESV Songs 11, Track 5

Big Question 11 Bible Verse

C C⁷

The free gift of God is, the free gift of God is, the free gift of God is, the free gift of God is...

5 F B^b F C

What? The free gift of God is e - ter - nal life in Je - sus, in Je - sus, The free

10 F C F C

gift of God is e - ter - nal life in - Je - sus. The free gift of God is, the free

15 C⁷ F

gift of God is, the free gift of God is, the free gift of God is...What? The free gift of God is e -

20 B^b F C F

ter - nal life in Je - sus, in Je - sus, The free gift of God is e - ter - nal life in -

25 C F C F

Je - sus. Ro mans Six: clap, clap, clap twen-ty - three.

Words: adapted from Romans 6:23 ESV Music: Constance Dever ©2012

Big Question 11 Song: How Can We Be Saved?

PFI ESV Songs 11, Track 4

D F#m Bm A D F#m Bm

How can_ we be saved? How can_ we be saved? How can_ we be saved?

4 G A D F#m Bm A D

It's God's free gift! How can_ we be saved? How can_ we be saved?

7 F#m Bm A D G A D A

How can_ we be saved? It's God's free gift through Christ! I dis-o-bey God!

11 D A D A G A D A

I need a Sav-ior! You dis - o - bey God! You need a Sav-ior! We all dis - o - bey God!

15 A D F#m Bm

We all need a Sav-ior! to save us from our sins. How can_ we be saved?

19 A D F#m Bm G A

How can_ we be saved? How can_ we be saved? It's God's free gift!

22 D F#m Bm A D F#m Bm

How can_ we be saved? How can_ we be saved? How can_ we be saved?

25 A D G A D A

It's God's free gift through Christ! Je - sus, He paid the price,

28 D A Bm A

The per - fect sa - cri fice! On the cross gave His life! Bought us e - ter - nal life,

31 G A D A A D F#m Bm

Takes a-way all our sin, when we re pent and be lieve in Him! How can we be saved?

35 A D F#m Bm G A

How can we be saved? How can we be saved? It's God's free gift!


38 D F#m Bm A D

How can we be saved? How can we be saved?


40 F#m Bm A D

How can we be saved? It's God's free gift through Christ!

Words and Music: Constance Dever ©2012



Unit 11 Bible Truth Music
songs for each Bible Truth
lyrics and sign language, followed by lead sheets



Beneath the Cross of Jesus

Verse 2

Upon that cross of Jesus
Mine eye at times can see
The very dying form of One
Who suffered there for me;
And from my smitten heart with tears
Two wonders I confess,
The wonders of His glorious love
And my unworthiness.

about this hymn:

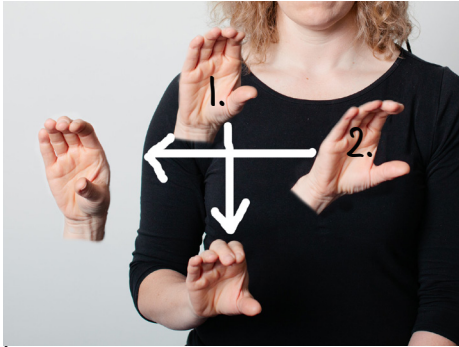
Words: Elizabeth C. Celphane Music: Frederick C. Maker

Long ago, a woman named Elizabeth Celphane was thinking about this Bible truth, too. She wrote the words to a hymn called "Beneath the Cross of Jesus" We're going to learn a verse from it.

God's people love to think about what God has done to save them. He loved them so much that He chose to send Jesus, His One and Only Son to suffer and die for their sins on the cross. They are saved because He died in their place! Their hearts are smitten with--that is, overwhelmed-- the greatness of His love for them, such undeserving sinners.

Beneath the Cross of Jesus, v.2

PFI ESV Songs 11, Track 6



Cross

Right "C" hand moves horizontally from left to right, then up and down. (Tracing out the two beams of wood of the cross.)



Eye

Right index finger points to right eye.



Dying

Hold both flat hands in front of body with fingertips pointing forward, right flat hand palm up and left flat hand palm down. Flip both over towards the left until the right palm is face down and the left palm is face up.



Suffered

Thumb of right "A" hand is pivoted back and forth on chin.




Heart

Middle fingers are used to traced out the shape of a heart on upper left chest.




Wonders

Both flat open hands, palms facing forward, are moved up and forward a few times.




Confess

Touch right hand to chest then move out in a forward arc until palm faces up and slightly out.



Love

Fists are crossed on chest, palms facing body.



Unworthiness

T

If We Say

If we say we have no sin,
We deceive ourselves, and the truth is not in us,
The truth is not in us.

If we say we have no sin,
We deceive ourselves, and the truth is not in us,
The truth is not in us.

If we confess our sins,
He is faithful and just to forgive us our sins,
If we confess our sins,
He is faithful and just to forgive us our sins,
And to cleanse us from all unrighteousness.

First John One, verses eight and nine.

about this Bible verse:

Words: adapted from 1 John 1:8,9, ESV Music: Constance Dever ©2015

This verse reminds us that we are all sinners. We deceive ourselves if we think we are not. But, the good news is, that if we admit we are sinners and confess our sins to God, He is faithful and just and will forgive us our sins and save us through Jesus.

If We Say: 1 John 1:8-9, ESV


PFI ESV Songs 11, Track 7



Say
Right index finger touches mouth then makes a small forward circle as it moves to point outward.



No
Index and middle finger of right "N" hand are held above extended right thumb, forming an "O".




Sin/s, Unrighteousness
Both "X" hands, held near sides with palms facing up, move upward and outward in circles simultaneously.



Deceive
The index finger edge of the right "B" hand moves across the chin from right to left.



Truth
Place the right index finger, palm facing left, on lower lip. Move the finger up and then out, making an arc.



Confess
Touch right hand to chest then move out in a forward arc until palm faces up and slightly out.



Faithful
Right index finger touches forehead. Then, right "F" hand, palm facing in, hits left "F" hand, palm facing in, in a down-up-down motion, ending with right thumb- index finger resting on left thumb-index finger.



Forgive
Lower part of left flat hand is stroked with right fingertips several times.



Cleanse
Palm of downturned right hand slides down downturned left flat hand from wrist to fingertips.

If We Say We Have No Sin

If we say we have no sin,
If we say we have no sin,
If we say we have no sin,
We deceive ourselves,
And the truth is not in us.

But...If we confess our sins...

He is faithful and just to forgive us our sins,
Faithful and just to forgive us our sins,
Faithful and just to forgive us our sins,
And to cleanse us from,
All unrighteousness.

First John One, verses eight and nine.

about this Bible verse:

Words: adapted from 1 John 1:8,9, ESV Music: Constance Dever ©2015

This verse reminds us that we are all sinners. We deceive ourselves if we think we are not. But, the good news is, that if we admit we are sinners and confess our sins to God, He is faithful and just and will forgive us our sins and save us through Jesus.

If We Say We Have No Sin: 1 John 1:8-9, ESV


PFI ESV Songs 11, Track 8



Say
Right index finger touches mouth then makes a small forward circle as it moves to point outward.



No
Index and middle finger of right "N" hand are held above extended right thumb, forming an "O".



Sin/s, Unrighteousness
Both "X" hands, held near sides with palms facing up, move upward and outward in circles simultaneously.



Deceive
The index finger edge of the right "B" hand moves across the chin from right to left.



Truth
Place the right index finger, palm facing left, on lower lip. Move the finger up and then out, making an arc.



Confess
Touch right hand to chest then move out in a forward arc until palm faces up and slightly out.



Faithful
Right index finger touches forehead. Then, right "F" hand, palm facing in, hits left "F" hand, palm facing in, in a down-up-down motion, ending with right thumb-index finger resting on left thumb-index finger.



Forgive
Lower part of left flat hand is stroked with right fingertips several times.



Cleanse
Palm of downturned right hand slides down upturned left flat hand from wrist to fingertips.

Beneath the Cross of Jesus, v.2

B \flat B \flat ^{o7} B \flat F B \flat Gm Gm Cm

2.Up - on that cross of Je - sus Mine eye at times can see The ver - y dy - ing form of One Who

7 Cm⁷ E \flat ⁷ D B \flat B \flat ⁷ E \flat

suf - fered there for me; And from my smit - ten heart with tears Two won - ders I con -

12 Cm F B \flat D⁷ B \flat Dm F⁷ B \flat

fess, The won - ders of His glo - rious love And my un - wor - thi - ness.

Words: Elizabeth C. Celphane Music: Frederick C. Maker

If We Say

F C Dm F C Bb

If we say we have no sin, we de ceive our-selves, and the truth is not in us, the

6 C F F C Dm F

truth is not in us. If we say we have no sin, we de ceive our-selves, and the

12 C Bb C F Bb C

truth is not in us, the truth is not in us. If we con-

18 Dm C Dm Bb C Dm Bb C Bb C Dm C Dm

fess our sins, He is faith-ful and just to for-give us our sins. If we con-fess our sins, He is

23 Bb C Dm C Bb

faith-ful and just to for-give us our sins, and to cleanse us fro all un-

27 C 1. 2. F C Bb

righteous ness. First John One, ver-ses eight and nine.

Words: adapted from 1 John 1:8,9, ESV Music: Constance Dever ©2015

If We Say We Have No Sin

The musical score is written in G minor (three flats) and 4/4 time. It consists of five staves of music with lyrics underneath. Chord symbols (Bb and F7) are placed above the notes. The lyrics are: "If we say we have no sin, If we say we have no sin, If we say we have no sin, we de-ceive our-selves and the truth is not in us. But, if we confess our sins, God is... faith-ful and just to for - give our sins. faith-ful and just to for-give our sins, faith-ful and just to for - give our sins and pur - i - fy us from all un - right-eous-ness. First John One, ver - ses eight - and nine." The score ends with a double bar line.

Words: adapted from 1 John 1:8,9, ESV Music: Constance Dever ©2012

To God Be the Glory

Verse 1

To God be the glory,
great things He hath done;
So loved He the world
that He gave us His Son,
Who yielded His life
an atonement for sin,
And opened the lifegate
that all may go in.

Refrain:

Praise the Lord, praise the Lord,
Let the earth hear His voice!
Praise the Lord, praise the Lord,
Let the people rejoice!
O come to the Father, thro' Jesus the Son,
And give Him the glory,
great things He hath done.

about this hymn:


Words: Fanny J. Crosby Music: William H. Doane

"Long ago, a woman named Fanny Crosby was thinking about this Bible truth, too. She wrote the words to a hymn called "To God Be the Glory" We're going to learn a verse from it.

We give glory to God for giving us His Son who He loved so much to be the payment for sins. Sinners could never pay for their sins. Only by Jesus giving up His life in the place of sinners could there ever be a way for them to come to the Father.

To God Be the Glory, v.1


PFI ESV Songs 11, Track 9



God
Right open hand, palm facing left, is held up above head level then brought down and back in a slight arc, ending with a "B" hand at the upper chest level.

Glory
Middle finger of right hand touches upturned left flat hand, then is wiggled back and forth as it is raised up.


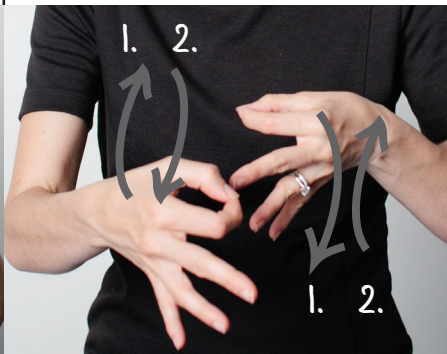
Done
Move open hands, palms down side to side at the same time.



Loved
Fists are crossed on chest, palms facing body.

World, Earth
Thumb and index fingers of downturned right "5" hand are placed on sides of downturned "S" hand. The right hand pivots back and forth while keeping light contact with left hand.

Gave
Both modified "Z" hands are held at chest, then brought down and forward, as if giving something to someone.



Yielded
Both "A" hands are held in front of body, palms facing down. Bring both hands up simultaneously while forming open hands, palms facing forward.

Atonement
Both "F" hands are held in front of body, right hand further out than the left hand, both palms facing down. Hands pivot back and forth towards body in opposite directions.

Lifegate
Point fingertips of both hands together, palms facing body. Pivot right hand back and forth a few times.

To God Be the Glory, v.1, continued

PFI ESV Songs 11, Track 9



2 x's

Praise

Clap the right hand on top of the left hand several times.




Hear

Cupped right hand is placed behind right ear.




Voice

The index and middle fingers of the right "V" hand are placed on throat, then brought forward under chin and out.



People

"P" hands, held side by side, make alternating forward circles.



Rejoice

Both upright hands pretend to grasp imaginary flags and wave them in small circles at head height.



Come

Move right pointer finger in a slight arc towards self.



Father

Tap thumb of right "5" hand on forehead a few times.



Jesus

Middle, bent finger of right "5" hand touches middle of left open palm, palms facing each other. Then middle, bent finger of left "5" hand touches middle of right open palm, palms facing each other.



Things

Both flat hands, palms facing up, are lowered in front of chest, then moved slightly out to each side.

In My Father's House

"In my Father's house are many rooms," Jesus said.

"I go prepare, prepare a place for you.

You know the way."

"Lord, we don't know where You are going,"

Thomas said to Him.

"Lord, we don't know where You are going,

How can we know the way?"

"I am the Way, I am the Truth, I am the Life,"

Jesus answered.

I am the Way, I am the Truth, I am the Life,"

Jesus answered.

No one can come to the Father, except through me."

John Fourteen, two through six.

about this Bible verse:

Words: John 14:2-6, ESV Music: Constance Dever ©2012

On the night before He died on the cross, Jesus comforted Thomas and the other disciples that He was making the way for them to be saved. He called heaven, His Father's house and promises them that He is about to make the way for them to be able to live there. There was still much they didn't understand yet, but later, after He rose from the dead it all began to make sense. On the cross, He paid for God's people's sins. He made the way for them to go to heaven. They could depend upon Him and His promises. He was the truth. He would beat sin and death for them so they could have eternal life. He would prepare a place for them and all of God's people in heaven to be with Him. And one day, He will come back to take them to be there with Him forever. How wonderful that will be!

In My Father's House: John 14:2-6, ESV

PFI ESV Songs 11, Track 10




Father's
Tap thumb of right "5" hand on forehead a few times.



Rooms
Flat hands make the four walls to a room. First place both flat hands to the front with palms facing each other. Then, move the left hand close to the body and right hand further away, both palms facing each other.



Go/Going
Right "D" hand is held in front of body, index finger pointing up and palm facing forward. Move it forward and down in a slight arc until the index finger points forward.



Prepare
Both hands, palms facing each other, point left, then are brought across body and point right.



Know
Place the right index finger, palm facing left, on lower lip. Move the finger up and then out, making an arc.




Way
Touch right hand to chest then move out in a forward arc until palm faces up and slightly out.



Truth
Place the right index finger, palm facing left, on lower lip. Move the finger up and then out, making an arc.



Life
Upturned thumbs of "A" hands move upward in front of chest in unison.



Me
Point to self with right index finger.

To God Be the Glory, v.1

1. To God be the glo - ry great things He hath done; So loved He the world that He gave us His
 2. O per - fect re-demp-tion, the pur-chase of blood, To ev - 'ry be - liev - er the prom-ise of
 3. Great things He hath taught us, great things He hath done, And great our re - joic - ing thro' Je - sus the

8 Son, Who yield - ed His life an a - tone-ment for sin, And o - pened the life-gate that all may go
 God; The vil - est of-fend-er who tru - ly be - lieves, That mo-ment from Je - sus a par-don re-
 Son; But pur - er, and high-er, and great - er will be Our won-der, our vic - t'ry, when Je - sus we

16 in. Praise the Lord, praise the Lord, Let the earth hear His voice. Praise the Lord praise the Lord, let the
 ceives.
 see.

23 peo - ple re - joice. O come to the Fa - ther through Je - sus the

28 Son, And give Him the glo - ry great things He hath done.

Words: Fanny J. Crosby Music: William H. Doane

In My Father's House

In my Fath-er's house are ma - ny rooms," Je - sus
 said. "I go pre - pare, pre- pare a place for you. You know the
 way." "Lord, we don't know where you are go - ing," Thom - as said to
 him. "Lord, we don't know where you are go - ing, How can we know the
 way?" "I am the Way, I am the Truth, I am the Life," Je - sus an swered. "I am the
 Way, I am the Truth, I am the Life," Je - sus an - swered. "No one can come to the
 Fa - ther, ex- cept through me." John Four- teen, two thro' six.

Words: adapted from John 14:2-6, ESV Music: Constance Dever ©2012

To God Be the Glory

Verse 2

O perfect redemption,
the purchase of blood,
To ev'ry believer the promise of God;
The vilest offender who truly believes,
That moment from Jesus a pardon receives.

Refrain:

Praise the Lord, praise the Lord,
Let the earth hear His voice!
Praise the Lord, praise the Lord,
Let the people rejoice!
O come to the Father, thro' Jesus the Son,
And give Him the glory,
great things He hath done.

about this hymn:

Words: Fanny J. Crosby Music: William H. Doane

"Long ago, a woman named Fanny Crosby was thinking about this Bible truth, too. She wrote the words a hymn called "To God Be the Glory" We're going to learn a verse from it.

Everyone who trusts in Jesus as their own Savior knows God's forgiveness for their sins. Jesus has perfectly redeemed them. That is, He has paid for all their sins so they know God and enjoy eternal life with Him. How God's people praise God for sending Jesus to make the way for them to come to Him! If we trust in Jesus like this—even if we have been the worst of sinners—we can know that God will save us, just as He has promised. This will cause us to want to give God the glory for the great things He has done for us, too!

To God Be the Glory, v.2

PFI ESV Songs 11, Track 11



Redemption

Right index finger touches palm of left flat hand then is moved forward and out a little ways.




Purchase

Uprturned right hand rests in palm of upturned left palm then moves forward as if giving someone payment for a purchase.




Believes, Believer

Touch forehead with right index finger, then bring right hand down and clasp it in left hand in front of chest.



Promise

Touch lips with right index finger; then move flat right hand down and slap it against the thumb and index finger side of the closed left hand.



Offender

Both "X" hands, held near sides with palms facing up, move upward and outward in circles simultaneously.



Truly

Place the right index finger, palm facing left, on lower lip. Move the finger up and then out, making an arc.



Moment

Palm of right "D" hand rests on index finger of left "D" hand. Right index finger is pivoted forward from the wrist.



Jesus

Middle, bent finger of right "5" hand touches middle of left open palm, palms facing each other. Then middle, bent finger of left "5" hand touches middle of right open palm, palms facing each other.



Pardon

Lower part of left flat hand is stroked with right fingertips several times.

To God Be the Glory, v.2, continued

PFI ESV Songs 11, Track 11



2 x's

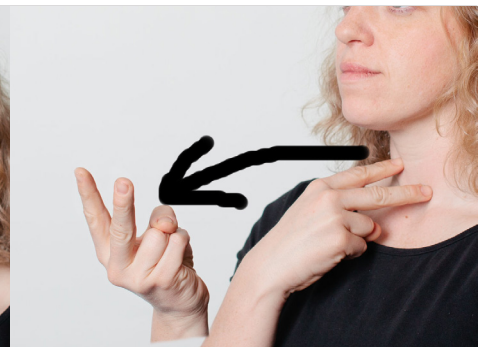
Praise

Clap the right hand on top of the left hand several times.




Hear

Cupped right hand is placed behind right ear.




Voice

The index and middle fingers of the right "V" hand are placed on throat, then brought forward under chin and out.



People

"P" hands, held side by side, make alternating forward circles.



Rejoice

Both upright hands pretend to grasp imaginary flags and wave them in small circles at head height.



Come

Move right pointer finger in a slight arc towards self.



Father

Tap thumb of right "5" hand on forehead a few times.



Jesus

Middle, bent finger of right "5" hand touches middle of left open palm, palms facing each other. Then middle, bent finger of left "5" hand touches middle of right open palm, palms facing each other.



Things

Both flat hands, palms facing up, are lowered in front of chest, then moved slightly out to each side.

If You Confess with Your Mouth

If you confess, with your mouth, "Jesus is Lord,"
And believe in your heart,
That God raised Him from the dead,
You will be saved, you will be saved.
For with the heart, one believes and is justified.

If you confess, with your mouth, "Jesus is Lord,"
And believe in your heart,
That God raised Him from the dead,
You will be save, you will be saved.
For with the mouth, one confesses and is saved.
Romans Ten: nine through ten.


about this Bible verse:

Words: Romans 10:9-10, ESV Music: Constance Dever ©2012

To believe something in your heart is to think that something is true. To confess something to others is to tell them what you think is true. Christians are those who believe in their hearts that Jesus is the Son of God, who died on the cross to save God's people from their sins. They believe that He rose from the dead on the third day, showing that He had beaten sin and death for them. They love telling this good news to others that they might believe and be saved, too. We must believe in our own hearts that He is our Savior and be willing to confess to others that He is our Lord, if we are to be saved!

If You Confess with Your Mouth: Romans 10:9-10, ESV

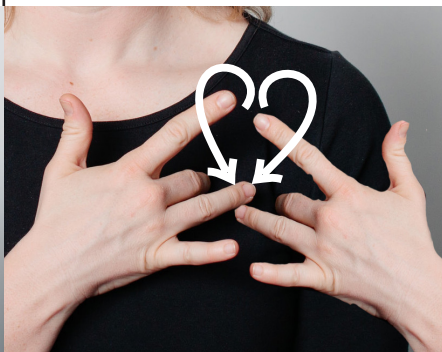
PFI ESV Songs 11, Track 12



Confess
Touch right hand to chest then move out in a forward arc until palm faces up and slightly out.

Mouth
Right index finger points to lips.


Jesus
Middle, bent finger of right "5" hand touches middle of left open palm, palms facing each other. Then middle, bent finger of left "5" hand touches middle of right open palm, palms facing each other.



Believe
Touch forehead with right index finger, then bring right hand down and clasp it in left hand in front of chest.

Heart
Middle fingers are used to traced out the shape of a heart on upper left chest.

Raised
Both upturned open hands held in front of body and lifted up in front of the face.



Dead
Hold both flat hands in front of body with fingertips pointing forward, right flat hand palm up and left flat hand palm down. Flip both over towards the left until the right palm is face down and the left palm is face up.

Saved
"S" hands are crossed in front of body, palms facing in. Move both hands out to the side while pivoting the palms to face outward.

Justified
Both "F" hands are held at side, fingers pointing forward. They alternate moving up and down a few times. Then tap together the fingers of both bent hands, palms and fingertips facing each other.

To God Be the Glory, v.2

B \flat Eb B \flat Eb A \flat Eb F 2

1.To God be the glo - ry great things He hath done; So loved He the world that He gave us His
 2.O per - fect re-demp-tion, the pur-chase of blood, To ev - 'ry be - liev - er the prom-ise of
 3.Great things He hath taught us, great things He hath done, And great our re - joic - ing thro' Je - sus the

8 B \flat Eb B \flat Eb A \flat ^{b+2} Eb B \flat ⁷

Son, Who yield - ed His life an a - tone-ment for sin, And o - pened the life-gate that all may go
 God; The vil - est of-fend-er who tru - ly be - lieves, That mo-ment from Je - sus a par-don re-
 Son; But pur - er, and high-er, and great - er will be Our won - der, our vic - t'ry, when Je - sus we

16 Eb B \flat Eb B \flat B \flat B \flat B \flat ⁷

in. Praise the Lord, praise the Lord, Let the earth hear His voice. Praise the Lord praise the Lord, let the
 ceives.
 see.

23 Eb B \flat ⁷ Eb B \flat

peo - ple re - joice. O come to the Fa - ther through Je - sus the

28 Eb A \flat ^{b.2} Fm Eb B \flat Eb B \flat ⁷ Eb

Son, And give Him the glo - ry great things He hath done.

Words: Fanny J. Crosby Music: William H. Doane

If You Confess with Your Mouth

If you con - fess, with your mouth, "Je - sus is Lord," and be - lieve in your heart that God
 raised Him from the dead, you will be saved, you will be saved, For with the heart one be -
 lieves and is just - i - fied. If you con - fess with your mouth, "Je - sus is Lord," and be -
 lieve in your heart that God raised Him from the dead, you will be saved, you will be saved, For
 with the mouth one con - fes - ses and is saved.
 Ro - mans Ten, nine through ten.

Words: adapted from Romans 10:9-10 ESV Music: Constance Dever ©2012

Amazing Grace

Verse 1

Amazing grace, how sweet the sound,
That saved a wretch like me.
I once was lost, but now am found.
Was blind but now I see.

Verse 2

'Twas grace that taught my heart to fear,
And grace my fears relieved;
How precious did that grace appear
The hour I first believed!

about this hymn:


Words: John Newton Music: Virginia Harmony: arr. Edwin O. Excell

Long ago, a man named John Newton was thinking about this Bible truth, too. He wrote the words a hymn called "Amazing Grace" We're going to learn a few verses from it.


We would all be lost in our sins and rebellion forever, if it were not for God sending His Son Jesus. Jesus kept God's laws perfectly and offered up Himself as the perfect sacrifice needed for sin. Then He gives to all who repent of their sins and trust in Him the amazingly gracious gift of salvation. He first gives them "sight" to make them aware of their sinfulness and to fear His judgment, then as they turn to Him, He relieves their fears by taking away their guilt the hour they believe.



Grace
Begin with fingertips of right hand touching, palm facing forward. Twist wrist around, bringing hand down and palm facing body, while at the same time opening up the fingers and flattening the hand



Sound
Place right index finger at right ear, then make "S" hands with both hands in front of chest. Move both hands forcefully in and out a few times.



Me
Point to self with right index finger.



Once Was
Hold left hand in front of body, fingers together, pointing to the right. Right hand, fingers together and pointing to the left, rests on left palm then moves quickly towards the body.



Lost
Fingers of both upturned hands touch in middle, then are turned over and swept forward and out to each side.



Now
Both "Y" hands, palms down, are held in front of body, then dropped down a short ways.



Found
Right "C" hand makes a few circular motions near face from right to left.



Blind
Index and middle finger of "V" hand are placed in front of eyes and lowered slightly.



See
Index and middle finger of right "V" hand, palm facing in, are placed near eyes then moved forward.


Amazing Grace, v.2

PFI ESV Songs 8, Track14



Grace

Begin with fingertips of right hand touching, palm facing forward. Twist wrist around, bringing hand down and palm facing body, while at the same time opening up the fingers and flattening the hand



Taught

Place both "And" hands at front sides of the head,, fingers facing each other. Move both hands forward simultaneously.



Heart

Middle fingers are used to traced out the shape of a heart on upper left chest.



Fear

Move hands, fingers together, across chest inward at the same time, opening hands as you move inward.



Relieved

"F" hands are crossed in front of body, palms facing in. Move both hands out to the side while pivoting the palms to face outward.



Precious

Make claw hands in front of chin, then bring down and close into fists.



Appear

Hold index fingers together, pointing forward and slightly to the right. Bring them apart a few inches as they pivot towards the left, then bring them back together to touch again as they point out and slightly to the left.



Hour

Point fingers of left flat hand up, palm facing forward. Move index finger of right "D" hand in a full clockwise circle, beginning and ending with index finger pointing to "12:00."



Believed

Right flat hand, palm facing body, starts over heart, then circles around the left flat hand, also palm facing body, which is held a short distance from chest.

He Saved Us

He saved us, he saved us,
By regeneration
And renewal of the Spirit.
He saved us, he saved us,
By the Holy Spirit.

The Holy Spirit whom he poured out,
On us richly,
Through Jesus Christ our Lord,
The Holy Spirit whom he poured out,
On us, through Jesus Christ.
Titus Three, verses five through seven.

about this Bible verse:

We could never please God with our own good works. Only through Jesus' perfect life offered up in the place of sinners can we be saved. And what a salvation it is! God, Himself, sends His Holy Spirit to work in the hearts of His people. He gives them the gift of faith. He helps them turn away from their sins. He makes them clean of their sins and all new on the inside. This is how we become God's people--His heirs, that is, His children who will receive eternal life with Him forever.

Words: Titus 3:5-7, ESV Music: Constance Dever ©2012

He Saved Us: Titus 3:4-7, ESV

PFI ESV Songs 11, Track 15



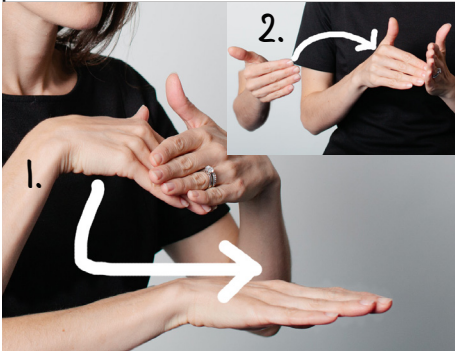
Saved
 "S" hands are crossed in front of body, palms facing in. Move both hands out to the side while pivoting the palms to face outward.



Us
 Right index finger touches right shoulder, then moves left to touch left shoulder.



Washing
 Middle, bent finger of right "5" hand touches middle of left open palm, palms facing each other. Then middle, bent finger of left "5" hand touches middle of right open palm, palms facing each other.



Regeneration
 Fingers of left flat hand are placed on top of fingers of right flat hand. Right flat hand then slips down and forward beyond the left hand. Then, hold left hand, in "5" position palm facing right, in front of chest. Fingers of right hand are brought up and into the left palm in an arc movement.



Renewal
 Hold both hands, palm up. Right palm sweeps along the left palm then up slightly.



Spirit, Holy Spirit
 Right "H" hand, palm facing left, slides from heel to fingertips of left flat hand, palm up. Then touch the thumbs and index fingers of both "T" hands to each other, right hand above left, palms facing each other. Draw hands apart in an upward motion.



Poured Out
 Right "A" hand is held above left "S" hand on chest, palms facing body. Both hands move forward and down in an arc, ending with open hands, palms facing up and fingers facing each other.



Generously
 Right flat hand, palm facing body, starts over heart, then circles around the left flat hand, also palm facing body, which is held a short distance from chest..



Jesus Christ
 Middle, bent finger of right "5" hand touches middle of left open palm, palms facing each other. Then middle, bent finger of left "5" hand touches middle of right open palm, palms facing each other.

I Will Give You a New Heart

I will give you a new heart,
And a new spirit, I will put within you.
I will give you a new heart,
And a new spirit, I will put within you.
Ezekiel Thirty-six, twenty-six.

about this Bible verse:

Words: Ezekiel 36:26, ESV Music: Constance Dever ©2012

God, Himself, has promised to give His people the new heart they need. He works in their hearts as they hear His Word. He helps them to see that they are sinners and helps them to turn away from their sins and trust in Jesus as their Savior. He fills their heart with His Spirit, making it new--full of more and more knowledge of Him, love for Him and trust in Him. This is how God builds and grows His church: from the inside out, one heart at a time!

I Will Give You a New Heart Ezekiel 36:26, ESV

PFI ESV Songs 11, Track 16



I
Point to self with right index finger.



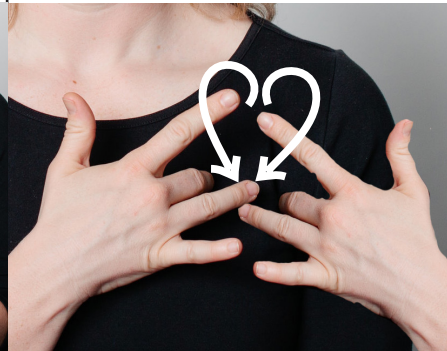
Give, Put
Both modified "Z" hands are held at chest, then brought down and forward, as if giving something to someone.



You
Point right index finger forward.



New
Hold both hands, palm up. Right palm sweeps along the left palm then up slightly.



Heart
Middle fingers are used to traced out the shape of a heart on upper left chest.



Spirit, Holy Spirit
Right "H" hand, palm facing left, slides from heel to fingertips of left flat hand, palm up. Then touch the thumbs and index fingers of both "T" hands to each other, right hand above left, palms facing each other. Draw hands apart in an upward motion.



Within
Right "S" hand is placed across left "S" hand then brought over and down a bit.

Amazing Grace, vs.1,2

B^b E^b B^b F F⁷ B^b

2. Some - times 'mid scenes of deep - est gloom, Some - times where E - den's bow - ers bloom, By wa - ters still, o'er
 3. Lord, I would clasp Thy hand in mine, Nor ev - er mur mur nor re - pine, Con - tent, what - ev - er

6 E^b B^b Gm B^b F⁷ B^b F F⁷ B^b E^b B^b

trou - bled sea, Still 'tis His hand that lead - eth me! He lead - eth me, He lead - eth me, By
 lot I see, Since 'tis Thy hand that lead - eth me!

11 Gm B^b F B^b F

His own hand He lead - eth me: His faith - ful fol - l'wer

14 B^b E^b B^b Gm B^b F⁷ B^b

I would be, For by His hand He lead - eth me.

Words: John Newton Music: Virginia Harmony: arr. Edwin O. Excell

He Saved Us

F C F

He saved us, He sav - ed us, by re - ge - ner - a - tion, and re - new - al of the Spir - it. He

5 C F

sav - ed us, He sav - ed us, by the Ho - ly Spir - it. The Ho - ly Spir - it whom

10 C F

He poured out on us rich - ly through Je - sus Christ our Lord, The Ho - ly Spir - it whom

14 C F C F

He poured out on us through Je - sus Christ. Ti - tus Three, ver - ses five thru' se - ven.

Words: adapted from Titus 3:5-7, ESV Music: Constance Dever ©2012

I Will Give You a New Heart

F C C(add4) Bb Bb C Bbmaj7 1. C F

I will give you a new heart, and a new spi-rit I will put with - in you.

5 2. C F Bb F C F

I will in__ you. E - ze-ki-el Thir-ty-six, twen - ty - six.

Words: adapted from Ezekiel 36:26, ESV Music: Constance Dever ©2016